APPENDIX F

CORE PHOTOGRAPHY

320 Gold Ave SW Suite
1300 Albuquerque NM
Tel No: (505) 224-9013

Core Photography

Project: Kirtland AFB BFF ST-106/SS-111
Project No: 62735DM02

KAFB-106V3

Coring Range (ft bgs): 230-300

Core Depth (ft bgs): 230 - 232.5

Photo Date: 11/20/2020

Notes:

230 ft

232.5 ft

320 Gold Ave SW Suite
1300 Albuquerque NM
Tel No: (505) 224-9013

Core Photography

Project: Kirtland AFB BFF ST-106/SS-111
Project No: 62735DM02

KAFB-106V3

Coring Range (ft bgs): 230-300

Core Depth (ft bgs): 232.5 - 235

Photo Date: 11/20/2020

Notes:

232.5 ft

235 ft

320 Gold Ave SW Suite
1300 Albuquerque NM
Tel No: (505) 224-9013

Core Photography

Project: Kirtland AFB BFF ST-106/SS-111
Project No: 62735DM02

KAFB-106V3

Coring Range (ft bgs): 230-300

Core Depth (ft bgs): 235 - 240

Photo Date: 11/20/2020

Notes:

235 ft

240 ft

320 Gold Ave SW Suite
1300 Albuquerque NM
Tel No: (505) 224-9013

Core Photography

Project: Kirtland AFB BFF ST-106/SS-111
Project No: 62735DM02

KAFB-106V3

Coring Range (ft bgs): 230-300

Core Depth (ft bgs): 240 - 245

Photo Date: 11/20/2020

Notes:

240 ft

245 ft

320 Gold Ave SW Suite
1300 Albuquerque NM
Tel No: (505) 224-9013

Core Photography

Project: Kirtland AFB BFF ST-106/SS-111
Project No: 62735DM02

KAFB-106V3

Coring Range (ft bgs): 230-300

Core Depth (ft bgs): 245 - 247.5

Photo Date: 11/20/2020

Notes:

245 ft

247.5 ft

320 Gold Ave SW Suite
1300 Albuquerque NM
Tel No: (505) 224-9013

Core Photography

Project: Kirtland AFB BFF ST-106/SS-111
Project No: 62735DM02

KAFB-106V3

Coring Range (ft bgs): 230-300

Core Depth (ft bgs): 247.5 - 252.5

Photo Date: 11/20/2020

Notes:

247.5 ft

252.5 ft

320 Gold Ave SW Suite
1300 Albuquerque NM
Tel No: (505) 224-9013

Core Photography

Project: Kirtland AFB BFF ST-106/SS-111
Project No: 62735DM02

KAFB-106V3

Coring Range (ft bgs): 230-300

Core Depth (ft bgs): 252.5 - 255

Photo Date: 11/20/2020

Notes:

252.5 ft

255 ft

320 Gold Ave SW Suite
1300 Albuquerque NM
Tel No: (505) 224-9013

Core Photography

Project: Kirtland AFB BFF ST-106/SS-111
Project No: 62735DM02

KAFB-106V3

Coring Range (ft bgs): 230-300

Core Depth (ft bgs): 255 - 260

Photo Date: 11/20/2020

Notes:

255 ft

260 ft

320 Gold Ave SW Suite
1300 Albuquerque NM
Tel No: (505) 224-9013

Core Photography

Project: Kirtland AFB BFF ST-106/SS-111
Project No: 62735DM02

KAFB-106V3

Coring Range (ft bgs): 230-300

Core Depth (ft bgs): 260 - 265

Photo Date: 11/20/2020

Notes:

260 ft

265 ft

320 Gold Ave SW Suite
1300 Albuquerque NM
Tel No: (505) 224-9013

Core Photography

Project: Kirtland AFB BFF ST-106/SS-111
Project No: 62735DM02

KAFB-106V3

Coring Range (ft bgs): 230-300

Core Depth (ft bgs): 265 - 270

Photo Date: 11/20/2020

Notes:

265 ft

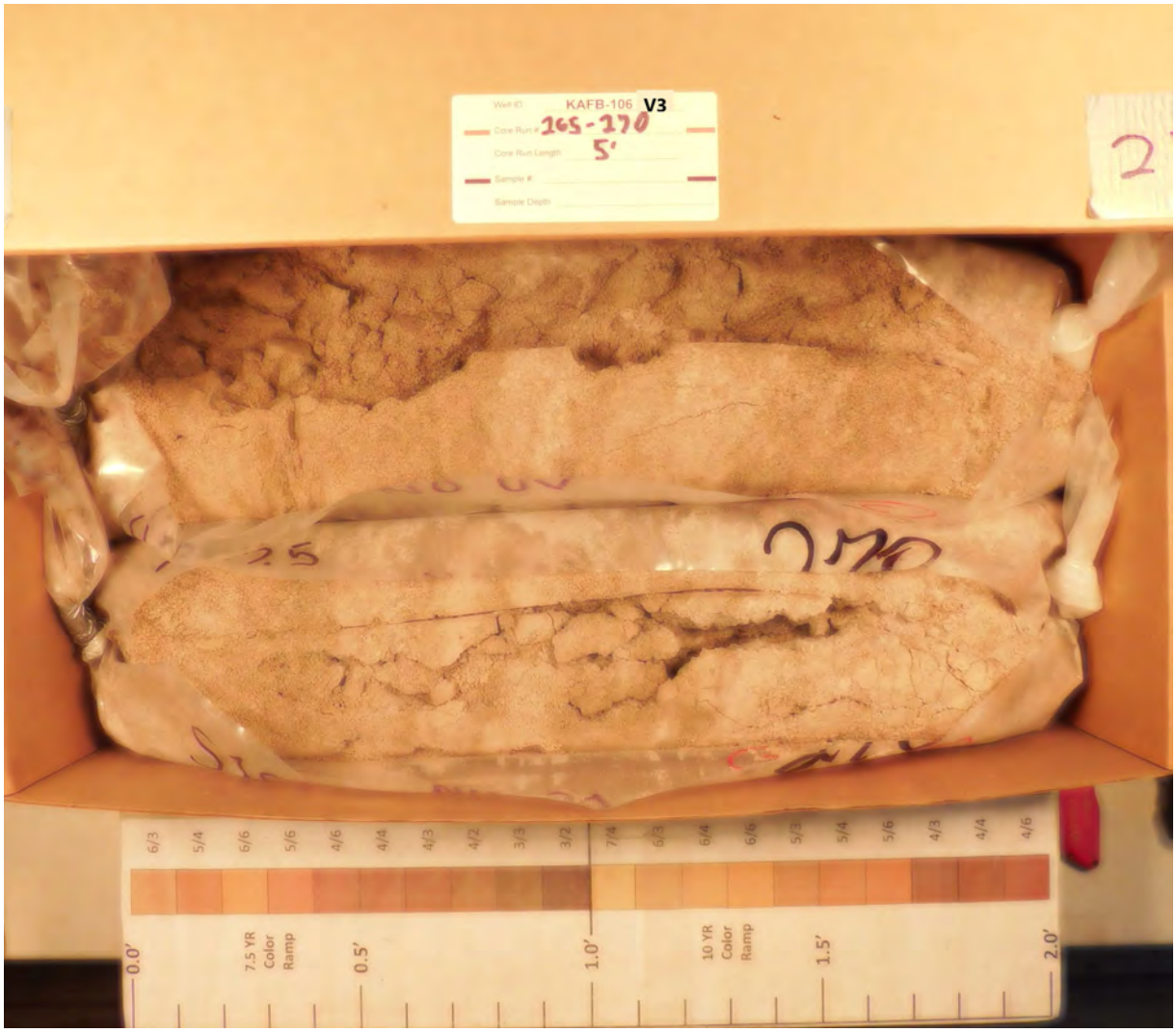

270 ft

320 Gold Ave SW Suite
1300 Albuquerque NM
Tel No: (505) 224-9013

Core Photography

Project: Kirtland AFB BFF ST-106/SS-111
Project No: 62735DM02

KAFB-106V3

Coring Range (ft bgs): 230-300

Core Depth (ft bgs): 270 - 275

Photo Date: 11/20/2020

Notes:

270 ft

275 ft

320 Gold Ave SW Suite
1300 Albuquerque NM
Tel No: (505) 224-9013

Core Photography

Project: Kirtland AFB BFF ST-106/SS-111
Project No: 62735DM02

KAFB-106V3

Coring Range (ft bgs): 230-300

Core Depth (ft bgs): 275 - 280

Photo Date: 11/20/2020

Notes:

275 ft

280 ft

320 Gold Ave SW Suite
1300 Albuquerque NM
Tel No: (505) 224-9013

Core Photography

Project: Kirtland AFB BFF ST-106/SS-111
Project No: 62735DM02

KAFB-106V3

Coring Range (ft bgs): 230-300

Core Depth (ft bgs): 280 - 284

Photo Date: 11/20/2020

Notes:

280 ft

284 ft

320 Gold Ave SW Suite
1300 Albuquerque NM
Tel No: (505) 224-9013

Core Photography

Project: Kirtland AFB BFF ST-106/SS-111
Project No: 62735DM02

KAFB-106V3

Coring Range (ft bgs): 230-300

Core Depth (ft bgs): 284- 286

Photo Date: 11/20/2020

Notes:

284 ft

286 ft

320 Gold Ave SW Suite
1300 Albuquerque NM
Tel No: (505) 224-9013

Core Photography

Project: Kirtland AFB BFF ST-106/SS-111
Project No: 62735DM02

KAFB-106V3

Coring Range (ft bgs): 230-300

Core Depth (ft bgs): 286- 290

Photo Date: 11/20/2020

Notes:

286 ft



290 ft

320 Gold Ave SW Suite
1300 Albuquerque NM
Tel No: (505) 224-9013

Core Photography

Project: Kirtland AFB BFF ST-106/SS-111
Project No: 62735DM02

KAFB-106V3

Coring Range (ft bgs): 230-300

Core Depth (ft bgs): 290 - 295

Photo Date: 11/20/2020

Notes:

290 ft

295 ft

320 Gold Ave SW Suite
1300 Albuquerque NM
Tel No: (505) 224-9013

Core Photography

Project: Kirtland AFB BFF ST-106/SS-111
Project No: 62735DM02

KAFB-106V3

Coring Range (ft bgs): 230-300

Core Depth (ft bgs): 295 - 300

Photo Date: 11/20/2020

Notes:

295 ft

300 ft

320 Gold Ave SW Suite
1300 Albuquerque NM
Tel No: (505) 224-9013

Core Photography

Project: Kirtland AFB BFF ST-106/SS-111
Project No: 62735DM02

KAFB-106S10

Coring Range (ft bgs): 230-517

Core Depth (ft bgs): 230 - 235

Photo Date: 12/15/2020

Notes: The well IDs for KAFB-106S10 are recorded as KAFB-106S10A on the photographs

230 ft

235 ft

320 Gold Ave SW Suite
1300 Albuquerque NM
Tel No: (505) 224-9013

Core Photography

Project: Kirtland AFB BFF ST-106/SS-111
Project No: 62735DM02

KAFB-106S10

Coring Range (ft bgs): 230-517

Photo Date: 12/15/2020

Core Depth (ft bgs): 235 - 240

Notes:

235 ft

240 ft

320 Gold Ave SW Suite
1300 Albuquerque NM
Tel No: (505) 224-9013

Core Photography

Project: Kirtland AFB BFF ST-106/SS-111
Project No: 62735DM02

KAFB-106S10

Coring Range (ft bgs): 230-517

Photo Date: 12/15/2020

Core Depth (ft bgs): 240 - 245

Notes:

240 ft

245 ft

320 Gold Ave SW Suite
1300 Albuquerque NM
Tel No: (505) 224-9013

Core Photography

Project: Kirtland AFB BFF ST-106/SS-111
Project No: 62735DM02

KAFB-106S10

Coring Range (ft bgs): 230-517

Core Depth (ft bgs): 245- 250

Photo Date: 12/15/2020

Notes:

245 ft

250 ft

320 Gold Ave SW Suite
1300 Albuquerque NM
Tel No: (505) 224-9013

Core Photography

Project: Kirtland AFB BFF ST-106/SS-111
Project No: 62735DM02

KAFB-106S10

Coring Range (ft bgs): 230-517

Core Depth (ft bgs): 250 - 255

Photo Date: 12/15/2020

Notes:

250 ft

255 ft

320 Gold Ave SW Suite
1300 Albuquerque NM
Tel No: (505) 224-9013

Core Photography

Project: Kirtland AFB BFF ST-106/SS-111
Project No: 62735DM02

KAFB-106S10

Coring Range (ft bgs): 230-517

Photo Date: 12/15/2020

Core Depth (ft bgs): 255- 260

Notes:

255 ft

260 ft

320 Gold Ave SW Suite
1300 Albuquerque NM
Tel No: (505) 224-9013

Core Photography

Project: Kirtland AFB BFF ST-106/SS-111
Project No: 62735DM02

KAFB-106S10

Coring Range (ft bgs): 230-517

Photo Date: 12/15/2020

Core Depth (ft bgs): 260 - 264

Notes:

260 ft

264 ft

320 Gold Ave SW Suite
1300 Albuquerque NM
Tel No: (505) 224-9013

Core Photography

Project: Kirtland AFB BFF ST-106/SS-111
Project No: 62735DM02

KAFB-106S10

Coring Range (ft bgs): 230-517

Photo Date: 12/15/2020

Core Depth (ft bgs): 264 - 266

Notes:

264 ft

266 ft

320 Gold Ave SW Suite
1300 Albuquerque NM
Tel No: (505) 224-9013

Core Photography

Project: Kirtland AFB BFF ST-106/SS-111
Project No: 62735DM02

KAFB-106S10

Coring Range (ft bgs): 230-517

Core Depth (ft bgs): 266 - 270

Photo Date: 12/15/2020

Notes:

266 ft

270 ft

320 Gold Ave SW Suite
1300 Albuquerque NM
Tel No: (505) 224-9013

Core Photography

Project: Kirtland AFB BFF ST-106/SS-111
Project No: 62735DM02

KAFB-106S10

Coring Range (ft bgs): 230-517

Core Depth (ft bgs): 270 - 274

Photo Date: 12/15/2020

Notes:

270 ft

274 ft

320 Gold Ave SW Suite
1300 Albuquerque NM
Tel No: (505) 224-9013

Core Photography

Project: Kirtland AFB BFF ST-106/SS-111
Project No: 62735DM02

KAFB-106S10

Coring Range (ft bgs): 230-517

Core Depth (ft bgs): 274 - 276

Photo Date: 12/15/2020

Notes:

274 ft

276 ft

320 Gold Ave SW Suite
1300 Albuquerque NM
Tel No: (505) 224-9013

Core Photography

Project: Kirtland AFB BFF ST-106/SS-111
Project No: 62735DM02

KAFB-106S10

Coring Range (ft bgs): 230-517

Core Depth (ft bgs): 276 - 280

Photo Date: 12/15/2020

Notes:

276 ft

280 ft

320 Gold Ave SW Suite
1300 Albuquerque NM
Tel No: (505) 224-9013

Core Photography

Project: Kirtland AFB BFF ST-106/SS-111
Project No: 62735DM02

KAFB-106S10

Coring Range (ft bgs): 230-517

Core Depth (ft bgs): 280 - 285

Photo Date: 12/15/2020

Notes:

280 ft

285 ft

320 Gold Ave SW Suite
1300 Albuquerque NM
Tel No: (505) 224-9013

Core Photography

Project: Kirtland AFB BFF ST-106/SS-111
Project No: 62735DM02

KAFB-106S10

Coring Range (ft bgs): 230-517

Core Depth (ft bgs): 285 - 290

Photo Date: 12/15/2020

Notes:

285 ft

290 ft

320 Gold Ave SW Suite
1300 Albuquerque NM
Tel No: (505) 224-9013

Core Photography

Project: Kirtland AFB BFF ST-106/SS-111
Project No: 62735DM02

KAFB-106S10

Coring Range (ft bgs): 230-517

Core Depth (ft bgs): 290- 291

Photo Date: 12/15/2020

Notes:

290 ft

291 ft

320 Gold Ave SW Suite
1300 Albuquerque NM
Tel No: (505) 224-9013

Core Photography

Project: Kirtland AFB BFF ST-106/SS-111
Project No: 62735DM02

KAFB-106S10

Coring Range (ft bgs): 230-517

Core Depth (ft bgs): 291 - 295

Photo Date: 12/15/2020

Notes:

291 ft

295 ft

320 Gold Ave SW Suite
1300 Albuquerque NM
Tel No: (505) 224-9013

Core Photography

Project: Kirtland AFB BFF ST-106/SS-111
Project No: 62735DM02

KAFB-106S10

Coring Range (ft bgs): 230-517

Core Depth (ft bgs): 295 - 300

Photo Date: 12/15/2020

Notes:

295 ft

300 ft

320 Gold Ave SW Suite
1300 Albuquerque NM
Tel No: (505) 224-9013

Core Photography

Project: Kirtland AFB BFF ST-106/SS-111
Project No: 62735DM02

KAFB-106S10

Coring Range (ft bgs): 230-517

Core Depth (ft bgs): 300- 305

Photo Date: 12/15/2020

Notes:

300 ft

305 ft

320 Gold Ave SW Suite
1300 Albuquerque NM
Tel No: (505) 224-9013

Core Photography

Project: Kirtland AFB BFF ST-106/SS-111
Project No: 62735DM02

KAFB-106S10

Coring Range (ft bgs): 230-517

Core Depth (ft bgs): 305 - 310

Photo Date: 12/15/2020

Notes:

305 ft

310 ft

320 Gold Ave SW Suite
1300 Albuquerque NM
Tel No: (505) 224-9013

Core Photography

Project: Kirtland AFB BFF ST-106/SS-111
Project No: 62735DM02

KAFB-106S10

Coring Range (ft bgs): 230-517

Photo Date: 12/15/2020

Core Depth (ft bgs): 310 - 315

Notes:

310 ft

315 ft

320 Gold Ave SW Suite
1300 Albuquerque NM
Tel No: (505) 224-9013

Core Photography

Project: Kirtland AFB BFF ST-106/SS-111
Project No: 62735DM02

KAFB-106S10

Coring Range (ft bgs): 230-517

Core Depth (ft bgs): 315 - 319

Photo Date: 12/15/2020

Notes:

315 ft

319 ft

320 Gold Ave SW Suite
1300 Albuquerque NM
Tel No: (505) 224-9013

Core Photography

Project: Kirtland AFB BFF ST-106/SS-111
Project No: 62735DM02

KAFB-106S10

Coring Range (ft bgs): 230-517

Core Depth (ft bgs): 319 - 321

Photo Date: 12/15/2020

Notes:

319 ft



321 ft

320 Gold Ave SW Suite
1300 Albuquerque NM
Tel No: (505) 224-9013

Core Photography

Project: Kirtland AFB BFF ST-106/SS-111
Project No: 62735DM02

KAFB-106S10

Coring Range (ft bgs): 230-517

Photo Date: 12/15/2020

Core Depth (ft bgs): 321 - 325

Notes:

321 ft

325 ft

320 Gold Ave SW Suite
1300 Albuquerque NM
Tel No: (505) 224-9013

Core Photography

Project: Kirtland AFB BFF ST-106/SS-111
Project No: 62735DM02

KAFB-106S10

Coring Range (ft bgs): 230-517

Photo Date: 12/15/2020

Core Depth (ft bgs): 325 - 330

Notes:

325 ft

330 ft

320 Gold Ave SW Suite
1300 Albuquerque NM
Tel No: (505) 224-9013

Core Photography

Project: Kirtland AFB BFF ST-106/SS-111
Project No: 62735DM02

KAFB-106S10

Coring Range (ft bgs): 230-517

Photo Date: 12/15/2020

Core Depth (ft bgs): 330 - 335

Notes:

330 ft

335 ft

320 Gold Ave SW Suite
1300 Albuquerque NM
Tel No: (505) 224-9013

Core Photography

Project: Kirtland AFB BFF ST-106/SS-111
Project No: 62735DM02

KAFB-106S10

Coring Range (ft bgs): 230-517

Core Depth (ft bgs): 335- 340

Photo Date: 12/15/2020

Notes:

355 ft

340 ft

320 Gold Ave SW Suite
1300 Albuquerque NM
Tel No: (505) 224-9013

Core Photography

Project: Kirtland AFB BFF ST-106/SS-111
Project No: 62735DM02

KAFB-106S10

Coring Range (ft bgs): 230-517

Core Depth (ft bgs): 340- 345

Photo Date: 12/15/2020

Notes:

340 ft

345 ft

320 Gold Ave SW Suite
1300 Albuquerque NM
Tel No: (505) 224-9013

Core Photography

Project: Kirtland AFB BFF ST-106/SS-111
Project No: 62735DM02

KAFB-106S10

Coring Range (ft bgs): 230-517

Core Depth (ft bgs): 345- 350

Photo Date: 12/15/2020

Notes:

345 ft

350 ft

320 Gold Ave SW Suite
1300 Albuquerque NM
Tel No: (505) 224-9013

Core Photography

Project: Kirtland AFB BFF ST-106/SS-111
Project No: 62735DM02

KAFB-106S10

Coring Range (ft bgs): 230-517

Core Depth (ft bgs): 350 - 355

Photo Date: 12/15/2020

Notes:

350 ft

355 ft

320 Gold Ave SW Suite
1300 Albuquerque NM
Tel No: (505) 224-9013

Core Photography

Project: Kirtland AFB BFF ST-106/SS-111
Project No: 62735DM02

KAFB-106S10

Coring Range (ft bgs): 230-517

Core Depth (ft bgs): 355 - 360

Photo Date: 12/15/2020

Notes:

355 ft

360 ft

320 Gold Ave SW Suite
1300 Albuquerque NM
Tel No: (505) 224-9013

Core Photography

Project: Kirtland AFB BFF ST-106/SS-111
Project No: 62735DM02

KAFB-106S10

Coring Range (ft bgs): 230-517

Core Depth (ft bgs): 360 - 365

Photo Date: 12/15/2020

Notes:

360 ft

365 ft

320 Gold Ave SW Suite
1300 Albuquerque NM
Tel No: (505) 224-9013

Core Photography

Project: Kirtland AFB BFF ST-106/SS-111
Project No: 62735DM02

KAFB-106S10

Coring Range (ft bgs): 230-517

Core Depth (ft bgs): 365- 370

Photo Date: 12/15/2020

Notes:

365 ft

370 ft

320 Gold Ave SW Suite
1300 Albuquerque NM
Tel No: (505) 224-9013

Core Photography

Project: Kirtland AFB BFF ST-106/SS-111
Project No: 62735DM02

KAFB-106S10

Coring Range (ft bgs): 230-517

Core Depth (ft bgs): 370- 375

Photo Date: 12/15/2020

Notes:

370 ft

375 ft

320 Gold Ave SW Suite
1300 Albuquerque NM
Tel No: (505) 224-9013

Core Photography

Project: Kirtland AFB BFF ST-106/SS-111
Project No: 62735DM02

KAFB-106S10

Coring Range (ft bgs): 230-517

Core Depth (ft bgs): 375- 380

Photo Date: 1215/2020

Notes:

375 ft

380 ft

320 Gold Ave SW Suite
1300 Albuquerque NM
Tel No: (505) 224-9013

Core Photography

Project: Kirtland AFB BFF ST-106/SS-111
Project No: 62735DM02

KAFB-106S10

Coring Range (ft bgs): 230-517

Core Depth (ft bgs): 380 - 385

Photo Date: 12/15/2020

Notes:

380 ft

385 ft

320 Gold Ave SW Suite
1300 Albuquerque NM
Tel No: (505) 224-9013

Core Photography

Project: Kirtland AFB BFF ST-106/SS-111
Project No: 62735DM02

KAFB-106S10

Coring Range (ft bgs): 230-517

Photo Date: 12/15/2020

Core Depth (ft bgs): 390 - 395

Notes:

390 ft

395 ft

320 Gold Ave SW Suite
1300 Albuquerque NM
Tel No: (505) 224-9013

Core Photography

Project: Kirtland AFB BFF ST-106/SS-111
Project No: 62735DM02

KAFB-106S10

Coring Range (ft bgs): 230-517

Photo Date: 12/15/2020

Core Depth (ft bgs): 400 - 404

Notes:

400 ft

404 ft

320 Gold Ave SW Suite
1300 Albuquerque NM
Tel No: (505) 224-9013

Core Photography

Project: Kirtland AFB BFF ST-106/SS-111
Project No: 62735DM02

KAFB-106S10

Coring Range (ft bgs): 230-517

Core Depth (ft bgs): 404 - 407.5

Photo Date: 12/15/2020

Notes:

404 ft

407.5 ft

320 Gold Ave SW Suite
1300 Albuquerque NM
Tel No: (505) 224-9013

Core Photography

Project: Kirtland AFB BFF ST-106/SS-111
Project No: 62735DM02

KAFB-106S10

Coring Range (ft bgs): 230-517

Core Depth (ft bgs): 407.5 - 410

Photo Date: 12/15/2020

Notes:

407.5 ft

410 ft

320 Gold Ave SW Suite
1300 Albuquerque NM
Tel No: (505) 224-9013

Core Photography

Project: Kirtland AFB BFF ST-106/SS-111
Project No: 62735DM02

KAFB-106S10

Coring Range (ft bgs): 230-517

Photo Date: 12/15/2020

Core Depth (ft bgs): 410 - 414

Notes:

410 ft

414 ft

320 Gold Ave SW Suite
1300 Albuquerque NM
Tel No: (505) 224-9013

Core Photography

Project: Kirtland AFB BFF ST-106/SS-111
Project No: 62735DM02

KAFB-106S10

Coring Range (ft bgs): 245-517

Photo Date: 12/15/2020

Core Depth (ft bgs): 414 - 416

Notes:

414 ft

416 ft

320 Gold Ave SW Suite
1300 Albuquerque NM
Tel No: (505) 224-9013

Core Photography

Project: Kirtland AFB BFF ST-106/SS-111
Project No: 62735DM02

KAFB-106S10

Coring Range (ft bgs): 230-517

Photo Date: 12/15/2020

Core Depth (ft bgs): 416 - 420

Notes:

416 ft

420 ft

320 Gold Ave SW Suite
1300 Albuquerque NM
Tel No: (505) 224-9013

Core Photography

Project: Kirtland AFB BFF ST-106/SS-111
Project No: 62735DM02

KAFB-106S10

Coring Range (ft bgs): 230-517

Core Depth (ft bgs): 420 - 425

Photo Date: 12/15/2020

Notes:

420 ft

425 ft

320 Gold Ave SW Suite
1300 Albuquerque NM
Tel No: (505) 224-9013

Core Photography

Project: Kirtland AFB BFF ST-106/SS-111
Project No: 62735DM02

KAFB-106S10

Coring Range (ft bgs): 230-517

Core Depth (ft bgs): 425 - 430

Photo Date: 12/15/2020

Notes:

425 ft



430 ft

320 Gold Ave SW Suite
1300 Albuquerque NM
Tel No: (505) 224-9013

Core Photography

Project: Kirtland AFB BFF ST-106/SS-111
Project No: 62735DM02

KAFB-106S10

Coring Range (ft bgs): 230-517

Core Depth (ft bgs): 430 - 435

Photo Date: 12/15/2020

Notes:

430 ft

435 ft

320 Gold Ave SW Suite
1300 Albuquerque NM
Tel No: (505) 224-9013

Core Photography

Project: Kirtland AFB BFF ST-106/SS-111
Project No: 62735DM02

KAFB-106S10

Coring Range (ft bgs): 230-517

Core Depth (ft bgs): 435 - 440

Photo Date: 12/15/2020

Notes:

435 ft

440 ft

320 Gold Ave SW Suite
1300 Albuquerque NM
Tel No: (505) 224-9013

Core Photography

Project: Kirtland AFB BFF ST-106/SS-111
Project No: 62735DM02

KAFB-106S10

Coring Range (ft bgs): 230-517

Core Depth (ft bgs): 440 - 445

Photo Date: 12/15/2020

Notes:

440 ft

445 ft

320 Gold Ave SW Suite
1300 Albuquerque NM
Tel No: (505) 224-9013

Core Photography

Project: Kirtland AFB BFF ST-106/SS-111
Project No: 62735DM02

KAFB-106S10

Coring Range (ft bgs): 230-517

Core Depth (ft bgs): 445 - 450

Photo Date: 12/15/2020

Notes:

445 ft

450 ft

320 Gold Ave SW Suite
1300 Albuquerque NM
Tel No: (505) 224-9013

Core Photography

Project: Kirtland AFB BFF ST-106/SS-111
Project No: 62735DM02

KAFB-106S10

Coring Range (ft bgs): 230-517

Core Depth (ft bgs): 450- 455

Photo Date: 12/15/2020

Notes:

450 ft

455 ft

320 Gold Ave SW Suite
1300 Albuquerque NM
Tel No: (505) 224-9013

Core Photography

Project: Kirtland AFB BFF ST-106/SS-111
Project No: 62735DM02

KAFB-106S10

Coring Range (ft bgs): 230-517

Core Depth (ft bgs): 455 - 458

Photo Date: 12/15/2020

Notes:

455 ft

458 ft

320 Gold Ave SW Suite
1300 Albuquerque NM
Tel No: (505) 224-9013

Core Photography

Project: Kirtland AFB BFF ST-106/SS-111
Project No: 62735DM02

KAFB-106S10

Coring Range (ft bgs): 230-517

Core Depth (ft bgs): 448 - 460

Photo Date: 12/15/2020

Notes:

448 ft

460 ft

320 Gold Ave SW Suite
1300 Albuquerque NM
Tel No: (505) 224-9013

Core Photography

Project: Kirtland AFB BFF ST-106/SS-111
Project No: 62735DM02

KAFB-106S10

Coring Range (ft bgs): 230-517

Core Depth (ft bgs): 460 - 465

Photo Date: 12/15/2020

Notes:

460 ft

465 ft

320 Gold Ave SW Suite
1300 Albuquerque NM
Tel No: (505) 224-9013

Core Photography

Project: Kirtland AFB BFF ST-106/SS-111
Project No: 62735DM02

KAFB-106S10

Coring Range (ft bgs): 230-517

Core Depth (ft bgs): 465 - 470

Photo Date: 12/15/2020

Notes:

465 ft

470 ft

320 Gold Ave SW Suite
1300 Albuquerque NM
Tel No: (505) 224-9013

Core Photography

Project: Kirtland AFB BFF ST-106/SS-111
Project No: 62735DM02

KAFB-106S10

Coring Range (ft bgs): 230-517

Core Depth (ft bgs): 470 - 475

Photo Date: 12/15/2020

Notes:

470 ft

475 ft

320 Gold Ave SW Suite
1300 Albuquerque NM
Tel No: (505) 224-9013

Core Photography

Project: Kirtland AFB BFF ST-106/SS-111
Project No: 62735DM02

KAFB-106S10

Coring Range (ft bgs): 230-517

Core Depth (ft bgs): 475 - 480

Photo Date: 12/15/2020

Notes:

475 ft

480 ft

320 Gold Ave SW Suite
1300 Albuquerque NM
Tel No: (505) 224-9013

Core Photography

Project: Kirtland AFB BFF ST-106/SS-111
Project No: 62735DM02

KAFB-106S10

Coring Range (ft bgs): 230-517

Core Depth (ft bgs): 480 - 485

Photo Date: 12/15/2020

Notes:

480 ft

485 ft

320 Gold Ave SW Suite
1300 Albuquerque NM
Tel No: (505) 224-9013

Core Photography

Project: Kirtland AFB BFF ST-106/SS-111
Project No: 62735DM02

KAFB-106S10

Coring Range (ft bgs): 230-517

Photo Date: 12/15/2020

Core Depth (ft bgs): 485 - 490

Notes:

485 ft

490 ft

320 Gold Ave SW Suite
1300 Albuquerque NM
Tel No: (505) 224-9013

Core Photography

Project: Kirtland AFB BFF ST-106/SS-111
Project No: 62735DM02

KAFB-106S10

Coring Range (ft bgs): 230-517

Photo Date: 12/15/2020

Core Depth (ft bgs): 490 - 495

Notes:

490 ft

495 ft

320 Gold Ave SW Suite
1300 Albuquerque NM
Tel No: (505) 224-9013

Core Photography

Project: Kirtland AFB BFF ST-106/SS-111
Project No: 62735DM02

KAFB-106S10

Coring Range (ft bgs): 230-517

Photo Date: 12/15/2020

Core Depth (ft bgs): 495 - 500

Notes:

495 ft

500 ft

320 Gold Ave SW Suite
1300 Albuquerque NM
Tel No: (505) 224-9013

Core Photography

Project: Kirtland AFB BFF ST-106/SS-111
Project No: 62735DM02

KAFB-106S10

Coring Range (ft bgs): 230-517

Core Depth (ft bgs): 500 - 505

Photo Date: 12/15/2020

Notes:

500 ft

505 ft

320 Gold Ave SW Suite
1300 Albuquerque NM
Tel No: (505) 224-9013

Core Photography

Project: Kirtland AFB BFF ST-106/SS-111
Project No: 62735DM02

KAFB-106S10

Coring Range (ft bgs): 230-517

Core Depth (ft bgs): 505 - 510

Photo Date: 12/15/2020

Notes:

505 ft

510 ft

320 Gold Ave SW Suite
1300 Albuquerque NM
Tel No: (505) 224-9013

Core Photography

Project: Kirtland AFB BFF ST-106/SS-111
Project No: 62735DM02

KAFB-106S10

Coring Range (ft bgs): 230-517

Core Depth (ft bgs): 510 - 512.5

Photo Date: 12/15/2020

Notes:

510 ft

512.5 ft

320 Gold Ave SW Suite
1300 Albuquerque NM
Tel No: (505) 224-9013

Core Photography

Project: Kirtland AFB BFF ST-106/SS-111
Project No: 62735DM02

KAFB-106S10

Coring Range (ft bgs): 230-517

Core Depth (ft bgs): 512.5 - 517

Photo Date: 12/15/2020

Notes:

512.5 ft

517 ft

APPENDIX G

INVESTIGATION-DERIVED WASTE

APPENDIX G: INVESTIGATION-DERIVED WASTE

This appendix includes a general summary of waste that was generated and managed during the data gap monitoring well installation project. Waste managed during the data gap drilling activities included non-hazardous solids (soil), non-hazardous liquids and hazardous liquid waste. There were no hazardous solid (soils) or special waste generated as a result of activities on this project.

G-1.1 Non-Hazardous Solids

Non-hazardous solids consisted entirely of drill cuttings (soil) generated during well construction activities. A total of 333.5 cubic yards of drill cuttings were collected and held in 25 separate roll-off bins. After obtaining permission from Kirtland AFB, all non-hazardous drill cuttings were disposed at the Kirtland AFB C&D landfill. Table G-1 provides detail of the non-hazardous generated during this project.

G-1.2 Non-Hazardous Liquids

Non-hazardous liquid waste consisted of waste generated from two sources. This includes; 1) water generated from the development of groundwater monitoring wells and 2) construction/decontamination liquids collected during cleaning of drilling rigs and associated equipment. A total of 6,880 gallons of non-hazardous liquids was generated and held in the IDW yard pending laboratory analysis. Upon review of the analytical data of the waste, 100% of the non-hazardous liquids were approved for processing through the groundwater treatment system and, ultimately, discharged to the Kirtland AFB Tijeras Arroyo golf course main pond. Summaries of the liquid waste disposal to the groundwater treatment system are provided in Table G-2.

G-1.3 Hazardous Liquids

Hazardous waste generated during the Data Gap Drilling Project consisted entirely of purge water (with minor amounts of silt/sand) that was collected from groundwater monitoring well development activities. A total of 172 gallons of liquid hazardous waste was generated and disposed of during the project. Clean Earth Inc. in Albuquerque, New Mexico was the hazardous waste transporter that removed the waste from Kirtland AFB. The final disposal facility for the waste was Chemical Reclamation Services, LLC in Avalon, Texas. Summaries of the liquid hazardous waste generated are provided in Table G-3.

G-1.4 Hazardous/Special Waste Solids

Special waste is defined as petroleum-contaminated soil that has Total Petroleum Hydrocarbon (TPH) concentration greater than 100 mg/kg. There were no solid (drill cuttings) that met the criteria for Special Waste. Additionally, no drill cuttings met the definition of a hazardous waste on this project (Table G-4).

Table G-1
Investigation Report for Data Gap Monitoring Well Installation
Non-Hazardous Solid (Soil) Waste

Rolloff Identification	Matrix	Container Type/Size	Estimated Final Volume	IDW Yard Entry Start Date	Sampling Date	Receipt of Lab Data	Lab Report ID #	KAFB Final Approval for Package Submitted/Approved	Disposal Location[a]	Disposal Date	Contractor Installing Well
106V3-01	Soil	20 cu yd open	12 cu yd	11/18/2020	11/23/2020	12/17/2020	280-143165-1	1-28-21/2-3-21	KAFB C&D	2/4/2021	EA
106S10A-01	Soil	20 cu yd open	12 cu yd	11/22/2020	11/23/2020	12/17/2020	280-143165-1	1-28-21/2-3-21	KAFB C&D	2/4/2021	EA
106S10A-02	Soil	20 cu yd open	16 cu yd	12/11/2020	12/14/2020	12/19/2020	280-143798-1	1-28-21/2-3-21	KAFB C&D	2/4/2021	EA
106S10A-03	Soil	16 cu yd Hardtop	10 cu yd	12/16/2020	12/22/2020	1/29/2021	280-144153-1 IDW	2-17-21/2-19-2021	KAFB C&D	3/10/2021	EA
106S10A-04	Soil	20 cu yd open	16 cu yd	12/16/2020	12/22/2020	1/29/2021	280-144153-1 IDW	2-17-21/2-19-2021	KAFB C&D	3/10/2021	EA
106252-01	Soil	20 cu yd open	15 cu yd	2/25/2021	3/5/2021	3/30/2021	280-146080-1	4-5-21/4-6-21	KAFB C&D	4/8/2021	EA
106252-02	Soil	20 cu yd open	17 cu yd	2/26/2021	3/5/2021	3/30/2021	280-146080-1	4-5-21/4-6-21	KAFB C&D	4/8/2021	EA
106252-03	Soil	16 cu yd Hardtop	10 cu yd	2/26/2021	3/5/2021	3/30/2021	280-146080-1	4-5-21/4-6-21	KAFB C&D	4/8/2021	EA
106252-04	Soil	16 cu yd Hardtop	7.5 cu yd	3/7/2021	3/8/2021	4/1/2021	280-146151-1	4-5-21/4-6-21	KAFB C&D	4/8/2021	EA
106252-05	Soil	20 cu yd open	10 cu yd	3/7/2021	3/8/2021	4/1/2021	280-146151-1	4-5-21/4-6-21	KAFB C&D	4/8/2021	EA
106248-01	Soil	20 cu yd open	17 cu yd	3/18/2021	3/23/2021	4/21/2021	280-146638-1	5-5-21/Pending	KAFB C&D	5/27/2021	EA
106248-02	Soil	20 cu yd open	17 cu yd	3/18/2021	3/23/2021	4/21/2021	280-146638-1	5-5-21/Pending	KAFB C&D	5/27/2021	EA
106248-03	Soil	16 cu yd Hardtop	6 cu yd	3/20/2021	3/23/2021	4/21/2021	280-146638-1	5-5-21/Pending	KAFB C&D	5/27/2021	EA
106248-04	Soil	20 cu yd open	3 cu yd	3/20/2021	3/23/2021	4/21/2021	280-146638-1	5-5-21/Pending	KAFB C&D	5/27/2021	EA
KAFB-106251-01	Soil	20 cu yd open	15 cu yd	N/A	12/2/2020	12/23/2020	J22639-1	2-7-2021 / 2-23-2021	KAFB C&D	3/10/2021	Sundance
KAFB-106251-02	Soil	20 cu yd open	15 cu yd	3/12/2021	1/20/2021	2/10/2021	J27138-1	2/24/2021 / 3/3/2021	KAFB C&D	4/7/2021	Sundance
KAFB-106251-03	Soil	20 cu yd open	15 cu yd	N/A	1/20/2021	2/10/2021	J27138-1	2/24/2021 / 3/3/2021	KAFB C&D	3/17/2021	Sundance
KAFB-106251-04	Soil	20 cu yd open	15 cu yd	N/A	1/20/2021	2/10/2021	J27138-1	2/24/2021 / 3/3/2021	KAFB C&D	3/17/2021	Sundance
KAFB-106251-05	Soil	20 cu yd open	15 cu yd	N/A	1/20/2021	2/10/2021	J27138-1	2/24/2021 / 3/3/2021	KAFB C&D	3/17/2021	Sundance

Table G-1
Investigation Report for Data Gap Monitoring Well Installation
Non-Hazardous Solid (Soil) Waste

Rolloff Identification	Matrix	Container Type/Size	Estimated Final Volume	IDW Yard Entry Start Date	Sampling Date	Receipt of Lab Data	Lab Report ID #	KAFB Final Approval for Package Submitted/Approved	Disposal Location[a]	Disposal Date	Contractor Installing Well
KAFB-106249-01	Soil	20 cu yd open	15 cu yd	2/9/2021	2/9/2021	2/24/2021	J29020-1	3/9/2021 / 3/25/2021	KAFB C&D	4/7/2021	Sundance
KAFB-106249-02	Soil	20 cu yd open	15 cu yd	2/9/2021	2/9/2021	2/24/2021	J29020-1	3/9/2021 / 3/25/2021	KAFB C&D	4/7/2021	Sundance
KAFB-106249-03	Soil	20 cu yd open	15 cu yd	2/9/2021	2/9/2021	2/24/2021	J29020-1	3/9/2021 / 3/25/2021	KAFB C&D	4/7/2021	Sundance
KAFB-106250-01	Soil	20 cu yd open	15 cu yd	2/22/2021	2/24/2021	3/17/2021	J30850-1	3/22/2021 / 3/25/2021	KAFB C&D	4/7/2021	Sundance
KAFB-106250-02	Soil	20 cu yd open	15 cu yd	2/22/2021	2/24/2021	3/17/2021	J30850-1	3/22/2021 / 3/25/2021	KAFB C&D	4/7/2021	Sundance
KAFB-106250-03	Soil	20 cu yd open	15 cu yd	2/22/2021	2/24/2021	3/17/2021	J30850-1	3/22/2021 / 3/25/2021	KAFB C&D	4/7/2021	Sundance

C&D Landfill[a] = Kirtland AFB construction and demolition landfill

cu yd = cubic yard

EA = EA Engineering, Science, and Technology, Inc., PBC

ID = identification

MW = monitoring well

Sundance = Sundance Consulting Inc.

Table G-2
Data Gaps Drilling Project
Non-Hazardous Liquid Waste

Container Identification (ex:Drum ID)	Source of Liquid	Matrix	Container Type[a]	Estimated Volume (gallons)	Non-Haz IDW Yard Entry/Start Date	Sampling Date	Date Sample Results Received	Lab Report ID #	Disposal Location	Disposal Date
Decon Pad Tank	2020 Data Gap Wells	Water	3000 gal Poly Tank	1900	11/1/2020	2/24/2021	3/16/2021	280-145769-1	GCMP	4/1/2021
Construction and Decon Pad Water Tank #1	106252/248 and decon water	Water/mud	2500 gal Poly Tank	1500	3/1/2021 in Truman	3/30/2021	4/20/2021	280-146881-1	GCMP	5/14/2021
Construction Water Tank #2	KAFB-106252/248	Water/mud	3000 gal Poly Tank	1800	3/8/2021	3/30/2021	4/20/2021	280-146881-1	GCMP	5/14/2021
KAFB-106252-01 Dev	KAFB-106252	Water/sand	Steel Drum	50	3/15/2021	3/30/2021	4/20/2021	280-146881-1	GCMP	5/14/2021
KAFB-106252-02 Dev	KAFB-106252	Water	Steel Drum	50	3/15/2021	3/30/2021	4/20/2021	280-146881-1	GCMP	5/14/2021
KAFB-106252-03 Dev	KAFB-106252	Water	Steel Drum	50	3/16/2021	3/30/2021	4/20/2021	280-146881-1	GCMP	5/14/2021
KAFB-106252-04 Dev	KAFB-106252	Water	Steel Drum	50	3/16/2021	3/30/2021	4/20/2021	280-146881-1	GCMP	5/14/2021
KAFB-106248-01 Dev	KAFB-106248	Water/Sand	Steel Drum	50	3/26/2021	3/30/2021	4/20/2021	280-146881-1	GCMP	5/14/2021
KAFB-106248-02 Dev	KAFB-106248	Water/Sand	Steel Drum	50	3/27/2021	3/30/2021	4/20/2021	280-146881-1	GCMP	5/14/2021
KAFB-106248-03 Dev	KAFB-106248	Water	Steel Drum	50	3/27/2021	3/30/2021	4/20/2021	280-146881-1	GCMP	5/14/2021
KAFB-106248-04 Dev	KAFB-106248	Water	Steel Drum	50	3/27/2021	3/30/2021	4/20/2021	280-146881-1	GCMP	5/14/2021
KAFB-106248-05 Dev	KAFB-106248	Water	Steel Drum	50	3/28/2021	3/30/2021	4/20/2021	280-146881-1	GCMP	5/14/2021
KAFB-106248-06 Dev	KAFB-106248	Water	Steel Drum	50	3/28/2021	3/30/2021	4/20/2021	280-146881-1	GCMP	5/14/2021
KAFB-106248-07 Dev	KAFB-106248	Water	Steel Drum	30	3/28/2021	3/30/2021	4/20/2021	280-146881-1	GCMP	5/14/2021
KAFB-106249-IDW-Water	KAFB-106249	Water/Sand	Tote (2)	400	3/17/2021	2/24/2021	3/17/2021	280-30850-1	GCMP	4/1/2021
KAFB-106251-IDW-Water	KAFB-106251	Water/sand	Tote (3)	450	3/17/2021	2/24/2021	3/17/2021	280-30850-1	GCMP	4/1/2021
KAFB-106250-IDW-Water	KAFB-106250	Water/sand	Tote (2)	300	3/22/2021	3/4/2021	3/22/2021	410-31317-1	GCMP	4/1/2021

[a] Container types are described as follows:

Steel Druml = 55-gallon, open top, steel drum with steel cover with locking ring

Poly Tank = free-standing, polyethylene tank with top access port

Tote = 275-gallon plastic bin with aluminum support cage and top access port

gal = gallon

GCMP = Kirtland AFB golf course main pond

ID = identification

MW = monitoring well

Table G-3
Investigation Report for Data Gap Monitoring Well Installation
Hazardous Waste Liquids

90-Day Yard Entry Date	90-Day Deadline Date	Container Identification	Source of Liquid	Matrix	Container Type[a]	Estimated Volume (gallons)	Sampling Date	Date Sample Results Received	Lab Report ID #	Transporter	Disposal Date	Manifest	Disposal Facility
12/24/2020	3/23/2021	KAFB-106S10 1 of 3	Well Development	Water/sand	Steel Drum	50	12/28/2020	1/13/2021	280-144168-1	Clean Earth[b]	2/19/2021	013014140 FLE	CRS[c]
12/24/2020	3/23/2021	KAFB-106S10 2 of 3	Well Development	Water/sand	Steel Drum	50	12/28/2020	1/13/2021	280-144168-1	Clean Earth[b]	2/19/2021	013014140 FLE	CRS[c]
12/24/2020	3/23/2021	KAFB-106S10 3 of 3	Well Development	Water	Steel Drum	20	12/28/2020	1/13/2021	280-144168-1	Clean Earth[b]	2/19/2021	013014140 FLE	CRS[c]
12/30/2020	3/29/2021	KAFB-106S10 -Final	Well Development	Water	Steel Drum	52	12/30/2020	1/28/2021	410-25392-1	Clean Earth[b]	2/19/2021	013014140 FLE	CRS[c]

[a] Container types are described as follows:
Steel Druml = 55-gallon, open top, steel drum with steel cover with locking ring

[b] Clean Earth = Clean Earth Inc. 5338 Williams SE, Albuquerque, NM 87105

[c] Chemical Reclamation Services, LLC, 405 Powell Street, Avalon, Texas 76623

ID = identification

MW = monitoring well

Table G-4
Investigation Report for Data Gap Monitoring Well Installation
Hazardous Waste/Special Waste Solids

<90-Day Yard Entry Start Date[a]	90-Day Deadline Date	EA Rolloff Identification	Stenciled Roll off/ welded ID	Matrix	Container Type/Size	Estimated Volume	Sampling Date	Receipt of Lab Data	Lab Report ID	Disposal Location	Disposal Date
na	na	na	na	na	na	na	na	na	na	na	na

[a] There were no solid hazardous waste or special waste soils generated during this project
ID = identification
MW = monitoring well
na = not applicable

APPENDIX H

PHOTOIONIZATION DETECTOR CALIBRATION LOGS

Password: 0000 ENTER

* PID to be w/in 10% (10%

HEALTH AND SAFETY EQUIPMENT CALIBRATION LOG

Project Name: 2020 Data Gaps Project Number: 62735DM02

Date	Time	Initials	Instrument Type and ID (i.e., serial number)	Calibration Gas Type and Concentration	Initial Reading (units)	Adjustments Required and Comments	Final Reading (units)
11/8/2020	0945	JM	MiniRae 3000 (5579)	100 ppm isobutylene	124.1	Calibrated	100.2 ppmV
11/9/2020	1230	JM	↳ (5574)	"	106.0	Bump	0.0
11-10-2020	0645	DS	MiniRae 3000 (5579)	"	201.5	Calibrated x2	106.5
11-11-20	0645	MM	MiniRae 3000 (5579)	"	90.6	Bump	0.0
11-11-2020	0811	*~~D~~ DS	MiniRae 3000 (5778)	"	N/A	Cal	100.0
11-11-2020	0650	JM	" (5778)	"	103.2	Bump	0.0
11-17-2020	0650	JM	" (5778)	"	99.1	Calibrated	100.0
11-18-2020	0645	JM	" (5778)	"	101.2	Bump	0.0
11-19-2020	0655	DS	MiniRae 3000 (5778)	"	96.9	Bump	0.0
11-20-2020	0645	JM	"	"	98.3	Bump	0.0
11-21-2020	0630	JM	"	"	94.9	Bump	0.0
11-22-2020	0630	JM	"	"	97.7	Bump	0.0

Signature of SSHO:

* PID bump 4/in 10%

HEALTH AND SAFETY EQUIPMENT CALIBRATION LOG

Project Name: 2020 Data Gaps Project Number: 62735DM02

Date	Time	Initials	Instrument Type and ID (i.e., serial number)	Calibration Gas Type and Concentration	Initial Reading (units)	Adjustments Required and Comments	Final Reading (units)
11-23-2020	0640	JM	Mini Rae 3000 (5778)	100 ppm Isobutylene	95.7	Calibrated (weekly)	99.9 / 0.0
11-24-2020	0645	JM	"	"	102.2	bump	0.0
11-25-20	0645	MM	"	"	98.0	bump	0.0
12-1-2020	0640	JM	"	"	101.8	Calibrated	100.7 / 0.0
12-2-2020	0645	JM	"	"	105.3	bump	0.0
12-4-2020	0645	JM	"	"	103.1	bump	0.0
12-5-2020	0825	JM	"	"	103.4	bump	0.0
12-11-2020	0650	JM	"	"	99.1	Calibrated	100.3 / 0.0
12-12-2020	0635	JM	"	"	105.4	Bump	0.0
12-13-2020	0645	JM	"	"	103.5	Bump	0.0
12-14-2020	0645	JM	"	"	101.2	Bump	0.0
12-15-2020	1100	MM	"	"	91.6	~~Calibrated~~ Bump	0.0

Signature of SSHO: 12/15/20

HEALTH AND SAFETY EQUIPMENT CALIBRATION LOG

Project Name: ~~62735DM02~~ Data Gaps Drilling Proj Project Number: 62735DM02

Date	Time	Initials	Instrument Type and ID (i.e., serial number)	Calibration Gas Type and Concentration	Initial Reading (units)	Adjustments Required and Comments	Final Reading (units)
12-16-20	0650	JM	MiniRae 3000 (5778)	100 ppm Isobutylene	67.0	Calibrated	103.0 / 0.0
12-17-2020	0650	JM	"	"	111.1	Calibrated	98.7 / 0.0
12-18-2020	0640	JM	"	"	99.1	Bump	0.0
12-23-2020	0900	JM	"	"	114.1	Calibrated	101.0 / 0.0
12-24-2020	0700	JM	"	"	105.9	Bump	0.0
				JM			
2-23-21	0700	JM	" (5778)	"	111.4	Calibrated	100.3 / 0.0
2-24-21	0635	JM	"	"	100.9	Bump	0.0
2-25-21	0640	JM	"	"	101.3	Bump	0.0
2-26-21	0645	JM	"	"	101.6	Bump	0.0
3-1-21	0655	JM	" (5778)	"	103.3	Calibrated	100.2 / 0.0
3-16-21	0630	JM	" (5778)	"	102.8	Calibrated	100.1 / 0.0

Signature of SSHO:

HEALTH AND SAFETY EQUIPMENT CALIBRATION LOG

Project Name: Data Gaps Drilling Proj. Project Number: 62735DM02

Date	Time	Initials	Instrument Type and ID (i.e., serial number)	Calibration Gas Type and Concentration	Initial Reading (units)	Adjustments Required and Comments	Final Reading (units)
3-17-21	0650	JM	MiniRae 3000 (5778)	100 PPM Isobutylene	103.5	Bump	0.0
3-18-21	0700	JM	"	"	102.1	Bump	0.0

Signature of SSHO:

Sundance Consulting Inc.

PID CALIBRATION LOG

Date/Time	PID ID#	Zero Gas* Calibration Reading (ppm)	Span Gas Standard	Standard Concentration (ppm)	Span Gas Calibration Reading (ppm)	Notes	Initials
11/10/2020		0.0	Isobutylene	100	100.0		JF
11/17/2020		0.0	Isobutylene	100	100.0	Pass bump test	JN
11/16/2020		0.0	Isobutylene	100	100.0	zero & span	JF
11/17/20		0.0	Isobutylene	100	100.0		JF
11/18/2020		0.0	Isobutylene	100	100.0		JF
11/23/2020		0.0	Isobutylene	100	100.0		JF
1/6/2021		0.0	Isobutylene	100	100.0		JF
1/7/2021		0.0	Isobutylene	100	100.0		JF
1/8/2021		0.0	Isobutylene	100	100.0		JF
1/9/2021		0.0	Isobutylene	100	100.0		JF
1/10/2021		0.0	Isobutylene	100	100.0		JF
1/11/2021		0.0	Isobutylene	100	100.0		JF
1/22/2021		0.0	Isobutylene	100	100.0		JF
2/2/2021		0.0	Isobutylene	100	100.0		JF
2/3/2021		0.0	Isobutylene	100	100.0		JF
2/4/2021		0.0	Isobutylene	100	100.0		JF
2/5/2021		0.0	Isobutylene	100	100.0		JF
2/6/2021		0.0	Isobutylene	100	100.0		JF
2/7/2021		0.0	Isobutylene	100	100.0		JF
2/11/21		0.0	Isobutylene	100	100.0		JF
2/16/21		0.0	Isobutylene	100	100.0		JF
2/17/21		0.0	Isobutylene	100	100.0		JF
2/18/21		0.0	Isobutylene	100	100.0		JF

* = Clean, ambient air

Jet West Geophysical Services Quality Assurance and Quality Control Procedures

Quality Assurance

Medical
All Jet West Geophysical Surveys, LLC (JWGS) employees undergo DOT medicals and must be current.

Training
All JWGS employees regularly go through an OSHA or MSHA course with a yearly refresher in addition to in house classes covering licensed material (radioactive sources, and explosives).

Resumes
Employees at JWGS have extensive experience. The least experienced person at JWGS has over 6 years of full time practice. See resume section in Appendix A

Safety Procedures (JSA's)
JWGS uses a JSA (Job Safety Analysis) for each type of job performed. It is standard JWGS policy to follow the guidelines of the client contractor if in place. See JSA section in Appendix B.

JWGS has licenses for explosive and radioactive materials which in themselves have their own safety guidelines and legal requirements.

Equipment
Tools, used by Jet West, are mostly equipment manufactured by several companies such as Titan, MSI (Mount Sopris Instruments), Comprobe, and GO (Gearhart Owens). All of manufacturers are well known in the logging industry with excellent track records. These downhole probes are operated on Jet West's truck with a mounted winch and instrumentation system.

Theory of Operation, Calibration and Uses of Selected Probe Measurements
See Appendix C.

APPENDIX I

GEOPHYSICAL INFORMATION

APPENDIX I-1

CALIBRATION REPORT

Quality Control of Geophysical Logs

Documentation and Traceability

The API log headers supply necessary information for the logs run, and are attached to the top of the plotted log traces. The resultant log header should contain all of the information that is necessary to analyze these logs. Because auxiliary documents are frequently unavailable to other users of the log, all of the critical information about the log should be included on the log header. Header information is saved on computer hard disk. If information is not available or applicable it is left blank or noted on the header. A client will sometimes not want certain data on the header. (See Figure Below).

JET WEST
GEOPHYSICAL SERVICES, LLC.

State Plane 1927 / Northing: / Easting:	COMPANY WELL ID FIELD COUNTY STATE	
	TYPE OF LOG: LOCATION Lat: , Long: AS BUILT: FNL & FEL SEC TWP RGE	OTHER SERVICES API No.
PERMANENT DATUM Ground Level, As Built ELEVATION		K.B.
LOG MEAS. FROM Top of Conductor ABOVE PERM. DATUM		T.O.C
DRILLING MEAS. FROM Top of Conductor		G.L.

DATE		TYPE FLUID IN HOLE	
RUN No.		SALINITY	
TYPE LOG		DENSITY	
DEPTH-DRILLER		LEVEL	
DEPTH-LOGGER		MAX. REG. TEMP	
BTM LOGGED INTERVAL		DIGITIZE INTERVAL	
TOP LOGGED INTERVAL			
OPERATING RIG TIME			
RECORDED BY			
WITNESSED BY			

RUN	BOREHOLE RECORD			CASING RECORD			
NO.	BIT	FROM	TO	SIZE	WGT.	FROM	TO
1							
2							
3							

REMARKS:

Space for the following items is found on the logging report.

- Company
- Well ID
- Field
- County

- State
- Northing
- Easting
- Type of Log
- Other Services
- Location (Lat, Long, and Footage)
- Location (SEC, TWP, RGE)
- API No.
- Permanent Datum
- Elevation (of log measured from)
- Log Measured From
- Above Permanent Datum
- Drilling Measured from
- K.B. (Kelly Bushing)
- T.O.C. (Top of Casing)
- G.L. (Ground Level)
- Date
- Run No.
- Type Log
- Depth – Driller
- Depth – Logger
- Bottom Logged Interval
- Top Logged Interval
- Operating Rig Time
- Recorded By
- Witnessed By
- Type of Fluid in the Hole
- Salinity
- Density
- Level (of fluid)
- Maximum Regular Temperature
- Digitize Interval
- Borehole Record (three different open hole Bit Sizes, and From, To)
- Casing Record (three different Sizes, Weight, and From, To)
- Remarks

In addition, each logging engineer has a field notebook. Records from this book include some of the above information as well as more as a more general accounting of all logging activities.

Data Recording, Processing and Presentation

Geophysical data is recorded in a digital format on a personal computer. Data can be sampled at various depth intervals depending on the resolution required for the geophysical log(s) being run.

Each tool is first aligned to its ground level reference point, which is the zero point for each log. Most geophysical data is collected by lowering each probe to total depth (TD) and logging upward. Exceptions would be for probes where logging is done to evaluate the fluid column in an undisturbed condition such as video, temperature, and fluid resistivity logs. In all cases, data is digitally backed up on CD's, DVD'S, Thumbnail, or Portable drives prior to leaving the field. Logging speeds vary depending on the log run. Basic logs are run from 20 to 60 feet per minute. Other logs such as image logs may be run at slower speeds to ensure higher quality and vertical resolution.

Jet West's data is processed using software that provides proper tool configuration depth shifts and filtering for the geophysical logs. Specific filtering is used to smooth the statistical variations. All measurements are merged into files appropriate to the final log formats. The final logs, text and/or LAS (Log ASCII Standard) files, and raw (unaltered) field data are saved on CD's (or other digital format).

Hardcopies of the final geophysical logs are provided. Header information can be provided on each of these logs fitting an API standard header format.

Calibration and Standardization

When geophysical logs are to be used for any type of quantitative or qualitative analysis or to measure changes in a ground water system with time, they need to be properly calibrated and standardized. Calibration and standardization also are needed to reference the accuracy, comparability, equipment, time frames, and various units of logs to known values and each other. Since some types of calibration and standardization can be expensive, the level and type of calibration should be related to project objectives.

For purposes of this document, calibration is considered to be the process of correlating a logging system response to known standards. Logging responses are referenced to known values in various properties (electrical, physical, chemical, nuclear, etc.). Calibration is carried out before going to the field to make sure that the equipment is functional. Calibration standards, such as rings for caliper probes or resistors for resistivity systems, may be used in the field or the laboratory. A calibration may also be done in the field, before and/or after logging. (One of the advantages of the digital recording system is that the probe file measurement settings are recorded. This means that post calibrations can be made if for some reason the calibration range needs to be changed.)

The logging system response should be checked regularly using field standards and re-calibrated as necessary. Ongoing checks and calibrations of probes provide the basis for correcting for changes in output with time, which may be caused by temperature or other factors. Standardization should include at least two values, for example, 2 caliper rings, of different sizes. These values should be in the same range as the values anticipated in the borehole (ie. 3 and 7 inch caliper rings used for calibration when logging a 4 or 6 inch borehole).

Operational Checks

As appropriate, the logging engineer calibrates and tests all equipment prior to mobilization, and as necessary in the field to verify correct operation of the logging system.

There is often a difference in the standardization frequency between logs used for quantitative application and those used for qualitative application. Using the same procedures for all logs regardless of the initial intended use will assure that the logs will be suitable if a quantitative application is later required.

Types of Operational Checks and Calibrations

There are a numerous operational checks on a logging system. Various systems maintain viable operational status for years while other systems need to be checked repeatedly. People who use these systems on a regular basis are best familiar with the precision and accuracy of these apparatuses, and thus the calibration intervals of these workings. Some of these specific checks and calibrations are listed below.

- Wireline Integrity – Checked with meter. Probe will either work or not. Usually when a probe doesn't work the system will be checked to isolate a problem. Wireline integrity is checked regularly at JWGS.
- Depth Measurement – Line is measured and may also be compared to other measurements such as a driller's record or casing. Comparisons of starting, bottom, and end depths assure continuing quality.
- Normal Resistivity – Checked with resistor calibration box. Checked regularly.
- Single Point Resistance – Checked with resistor calibration box. Checked regularly.
- Spontaneous Potential – Checked with volt meter calibration box. Checked regularly.
- Natural Gamma – Checked with sleeve or in calibration pits. Natural gamma counts are converted to API units (standard). Checked regularly for operational status and standard background count.
- Temperature – Checked with Thermometers. Manufacturer/probe dependent, some probe types hold their calibrations for years, (such as MSI probes), while other manufacturer probes are checked regularly before jobs such as the high temperature 300° Fahrenheit.
- Fluid Resistivity – Checked with water conductivity/resistance meter.
- Induction – Checked with a calibrated induction coil.
- Magnetic Susceptibility - Checked and calibrated with an induction coil.
- Caliper (single arm, 3 arm, X-Y caliper) – Checked and calibrated with calibration rings, or known casing sizes.
- Deviation – Checked with compass directions and inclinometers.
- Casing Collar Locater (CCL) – Checked for responses for sensitivity
- Guard Resistivity – Checked with resistors
- Density – Calibrated on density blocks, (Lucite, aluminum), and other densities. Caliper arm checked with cal rings.
- Sonic – Checked for responses (56 micro seconds per foot in steel). Operational status checked before job.
- Neutron – Calibrated with a neutron calibration tube, or in calibration pits.
- Spinner – Calibrated in holes under ambient and under pumping conditions
- Heat Pulse – Calibrated at manufacturer. Periodically send back for recalibration.
- Video – Tested prior to job on functionality.
- Acoustic Televiewer / ABI – Calibration jig. Operational check on magnetometers.
- Optical Televiewer / OBI – Checked with jig. Operational check on magnetometers.
- Fluid Sampler – Test chamber and O-rings prior to job. Decontamination kit with spare O-rings taken along.
- Free Point – Strain gauges, test for operational status prior to job.
- Spectral Gamma Ray – Calibrated to specific elements at factory. Can check with check sources.

The older tools often need to be calibrated more often. Many of the newer probes are factory calibrated and are accurate for the life of the probe. Checks on the probes are regularly performed prior to most jobs.

DIL 6062-Deep Calibration

Calibrated from 0 to 4 mS/m

Shop 2018 Calibration			Shop Calibration 12-9-2020		
Standards	0	4	mS/m	0	4
Measured	0	3.62	cps	0	3.63
Slope=	0.9050		Slope=	0.9075	
Intercept=	0.00		Intercept=	0.00	
			% Slope Difference=		**0.28%**

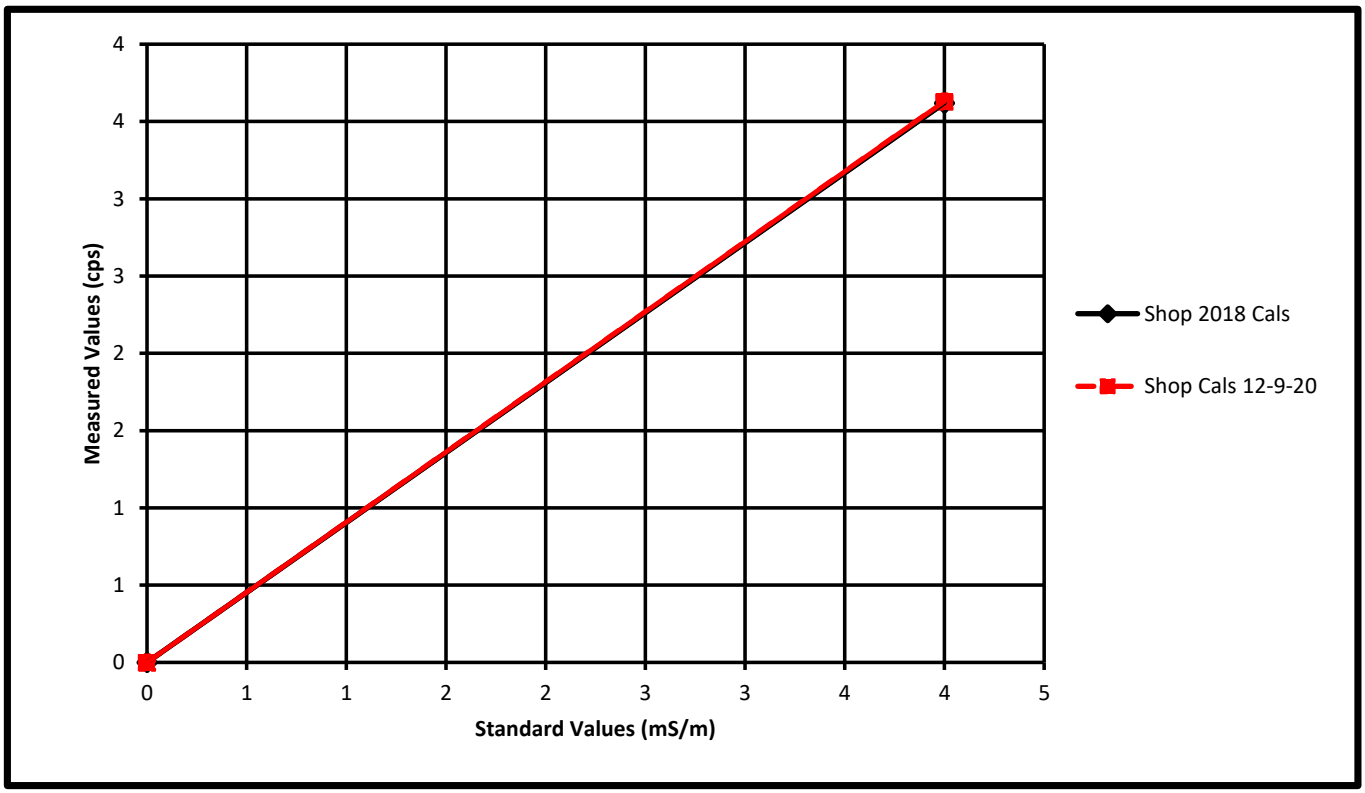

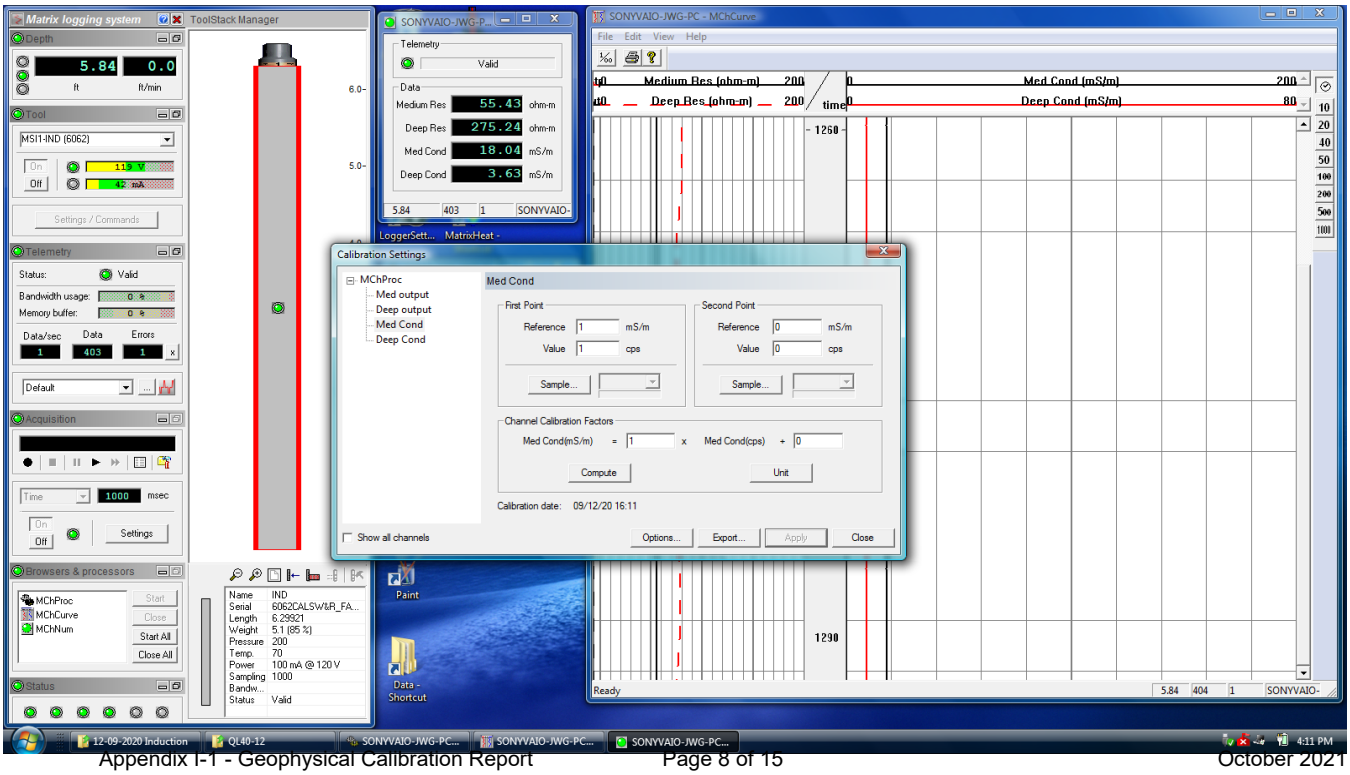

DIL 6062-Deep Calibration

Calibrated from 0 to 40 mS/m

Shop 2018 Calibration			Shop Calibration 12-9-2020		
Standards	0	40	mS/m	0	40
Measured	0	48.90	cps	0	47.59
Slope=	1.22		Slope=	1.19	
Intercept=	0.00		Intercept=	0.00	
			% Slope Difference=		**2.68%**

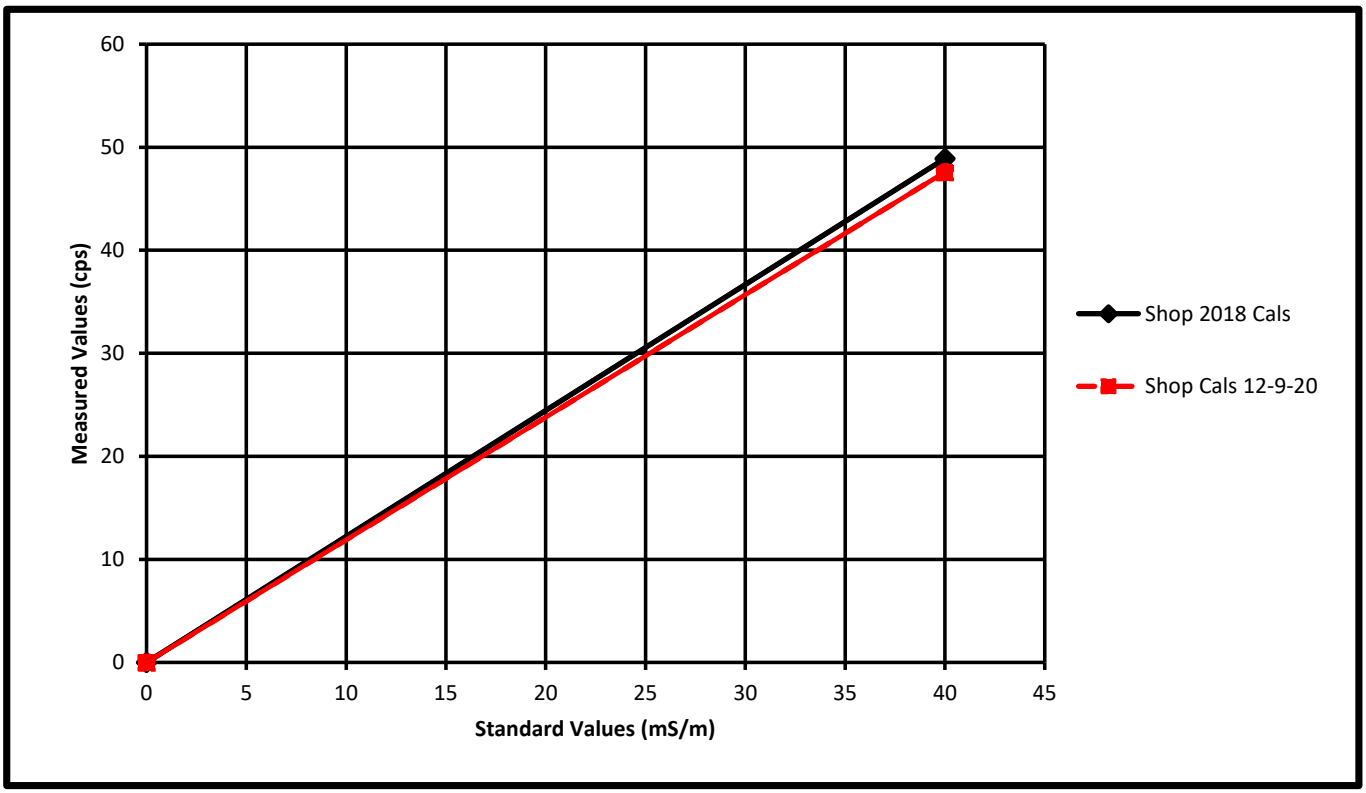

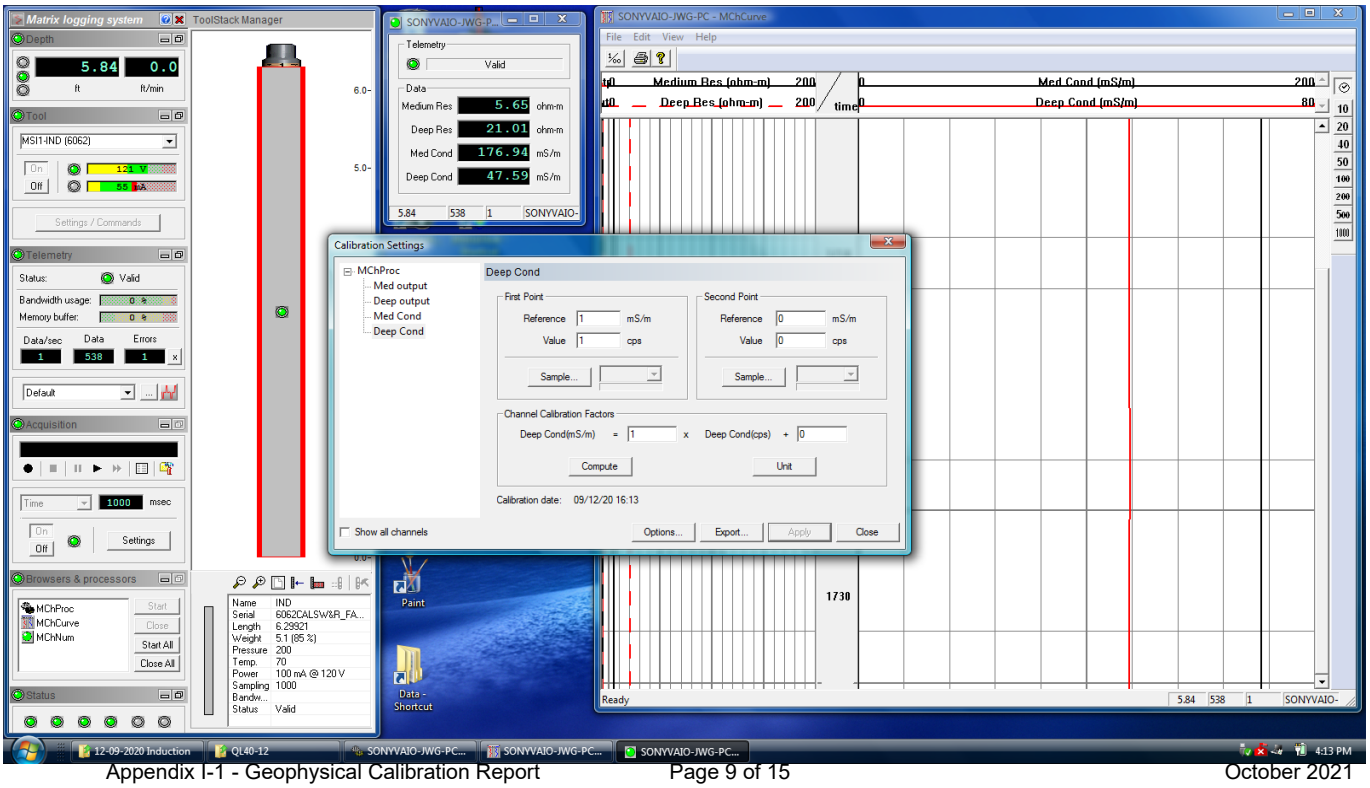

DIL 6062-Deep Calibration

Calibrated from 0 to 200 mS/m

Shop 2018 Calibration			Shop Calibration 12-9-2020		
Standards	0	200	mS/m	0	200
Measured	0	218.97	cps	0	191.93
Slope=	1.09		Slope=	0.96	
Intercept=	0.00		Intercept=	0.00	
			% Slope Difference=		**12.35%**

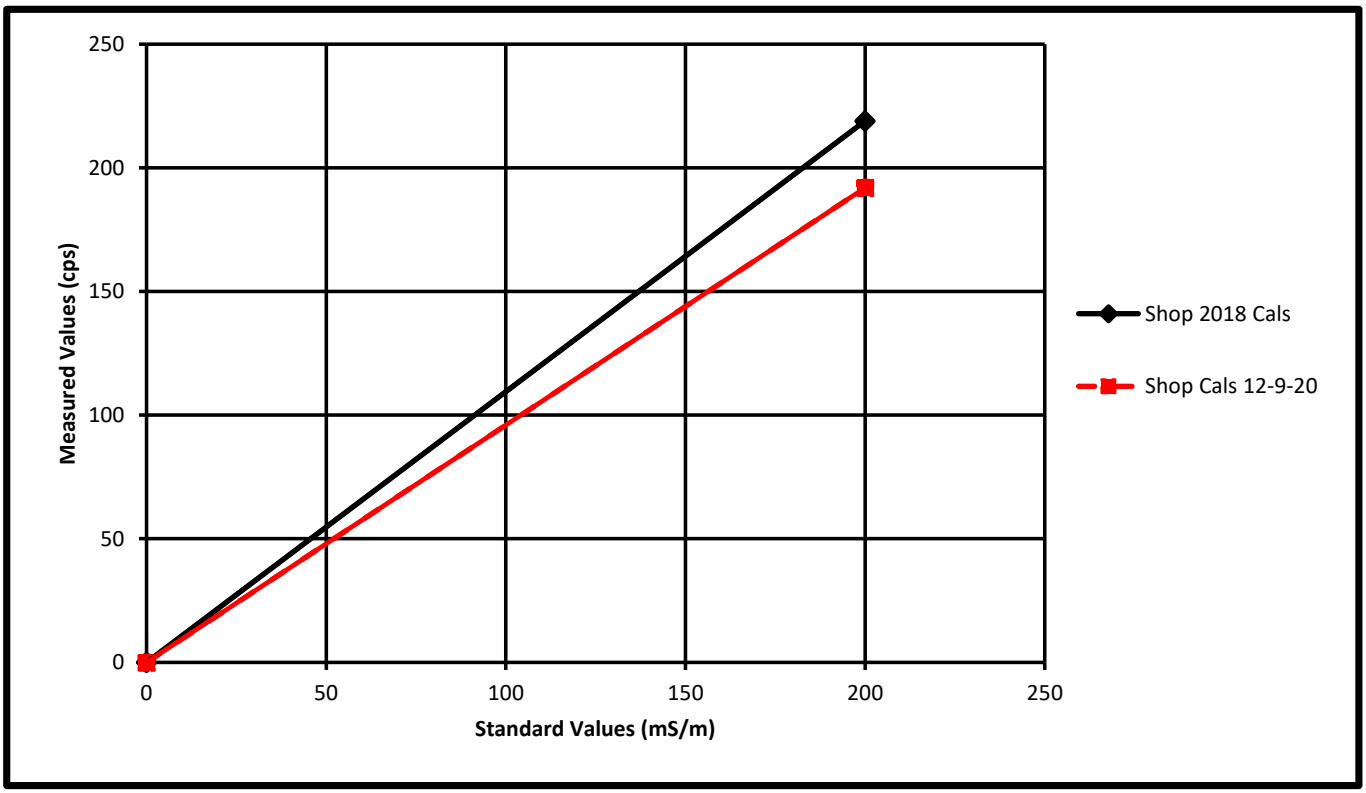

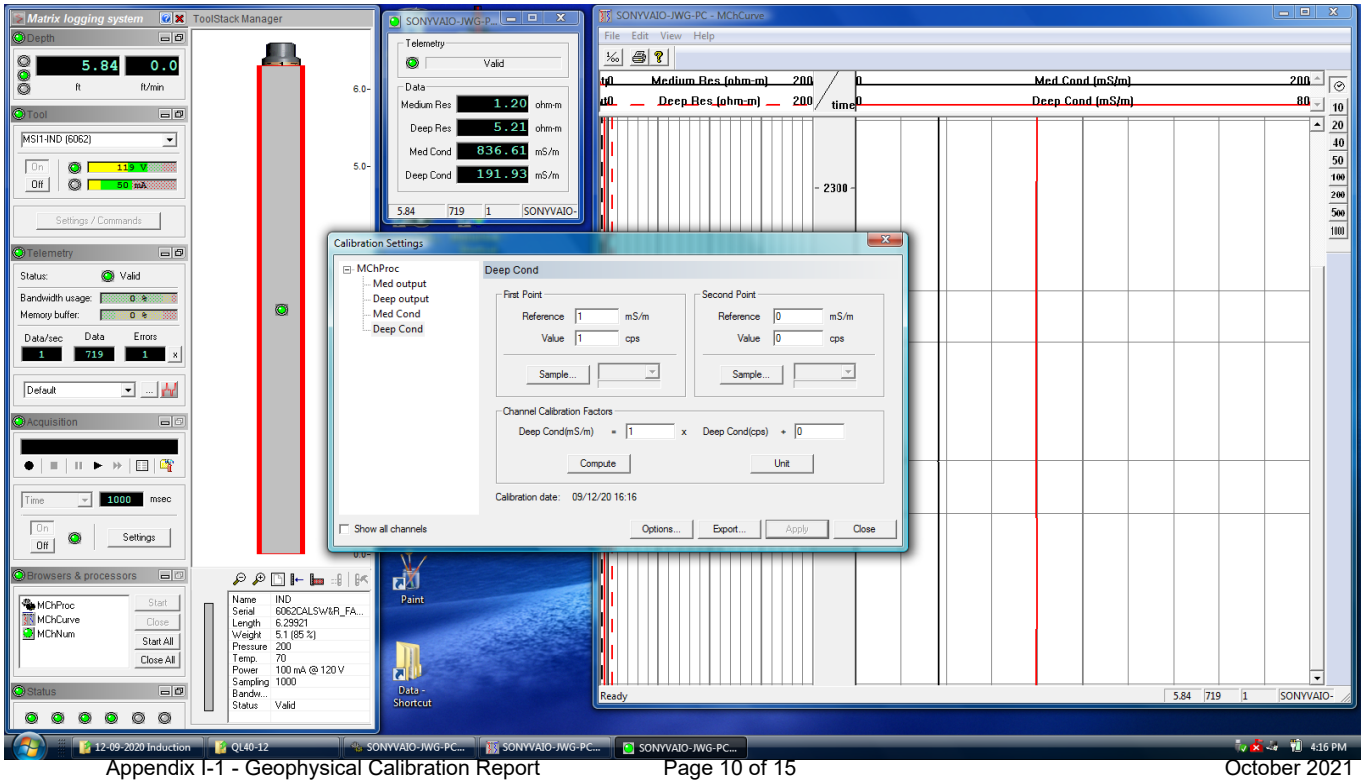

DIL 6062-Medium Calibration

Calibrated from 0 to 20 mS/m

Shop 2018 Calibration			Shop Calibration 12-9-2020		
Standards	0	20	mS/m	0	20
Measured	0	17.92	cps	0	18.04
Slope=	0.90		Slope=	0.90	
Intercept=	0.00		Intercept=	0.00	
			% Slope Difference=		**0.67%**

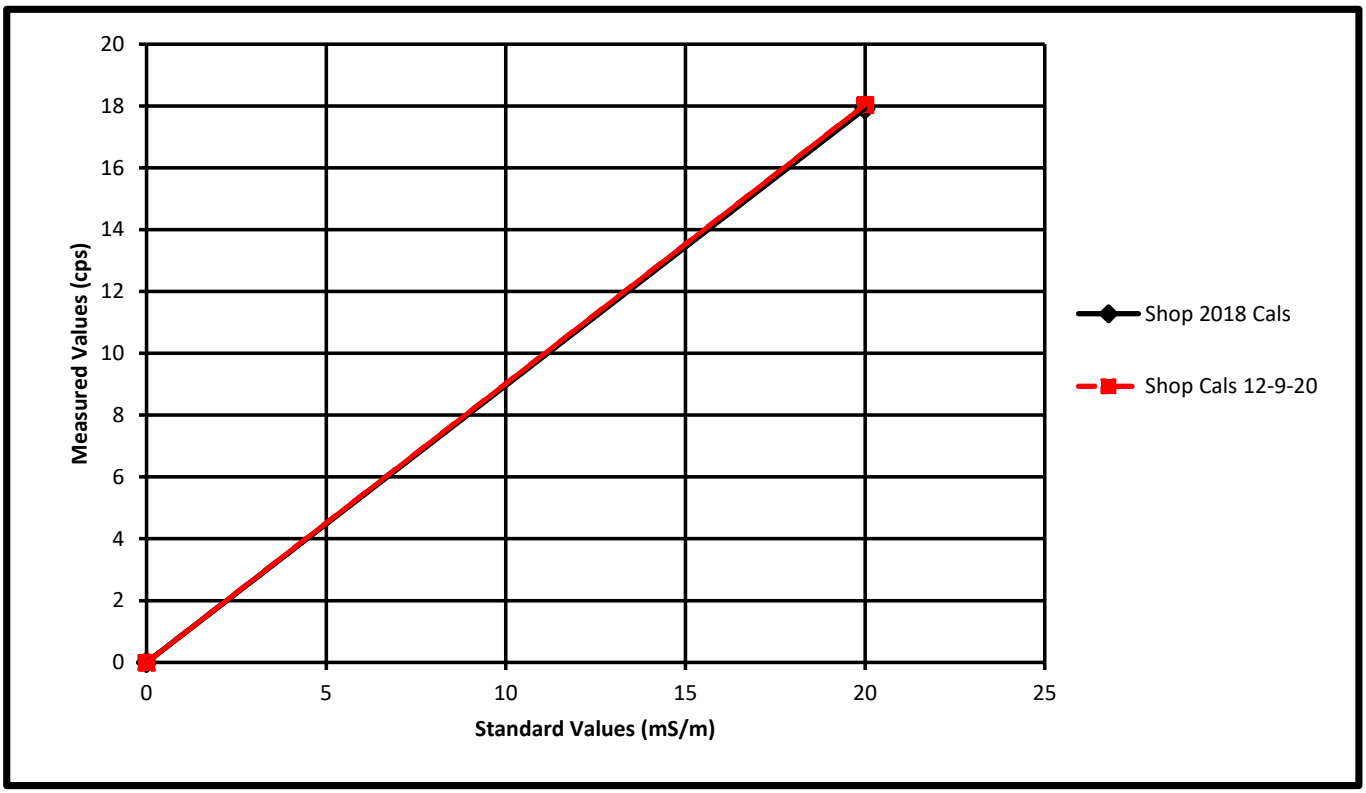

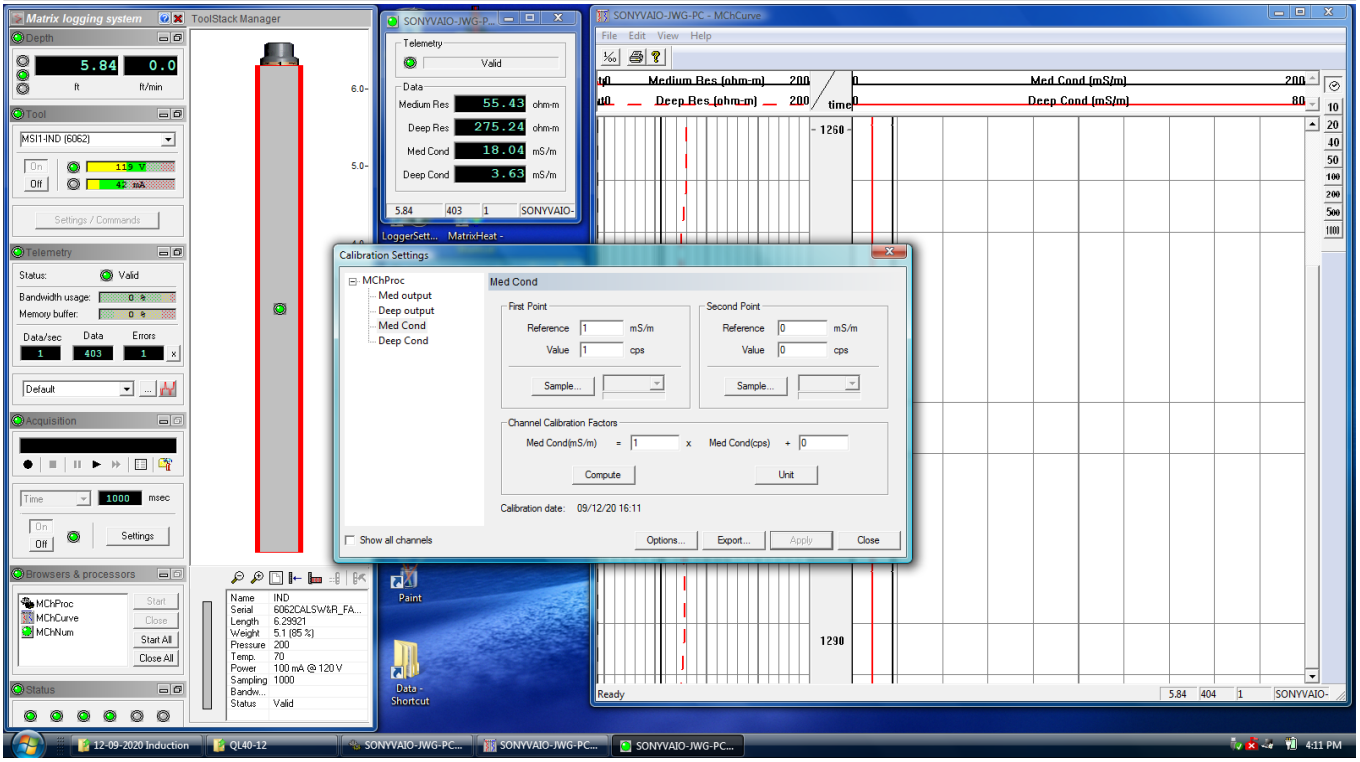

DIL 6062-Medium Calibration

Calibrated from 0 to 200 mS/m

Shop 2018 Calibration			Shop Calibration 12-9-2020		
Standards	0	200	mS/m	0	200
Measured	0	212.61	cps	0	194.10
Slope=	1.06		Slope=	0.97	
Intercept=	0.00		Intercept=	0.00	
			% Slope Difference=		**8.71%**

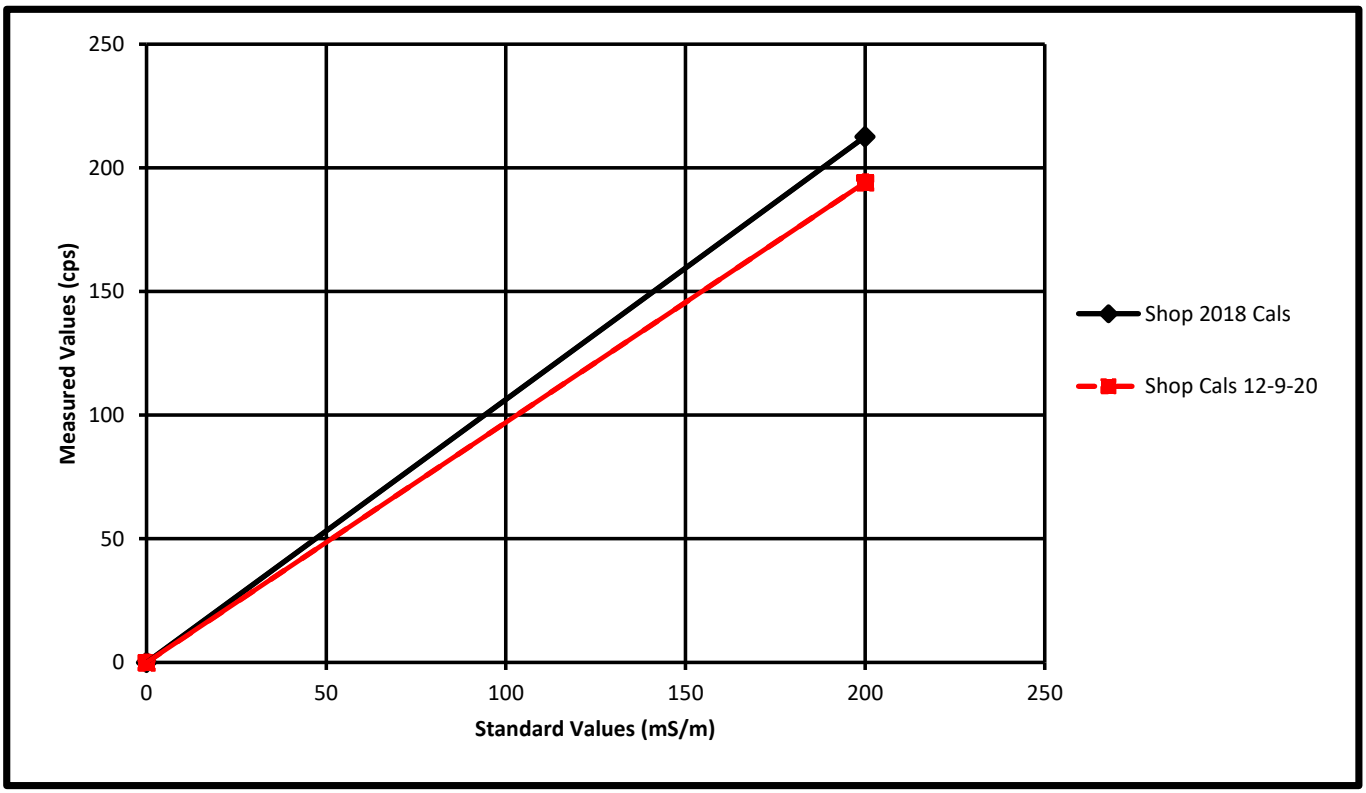

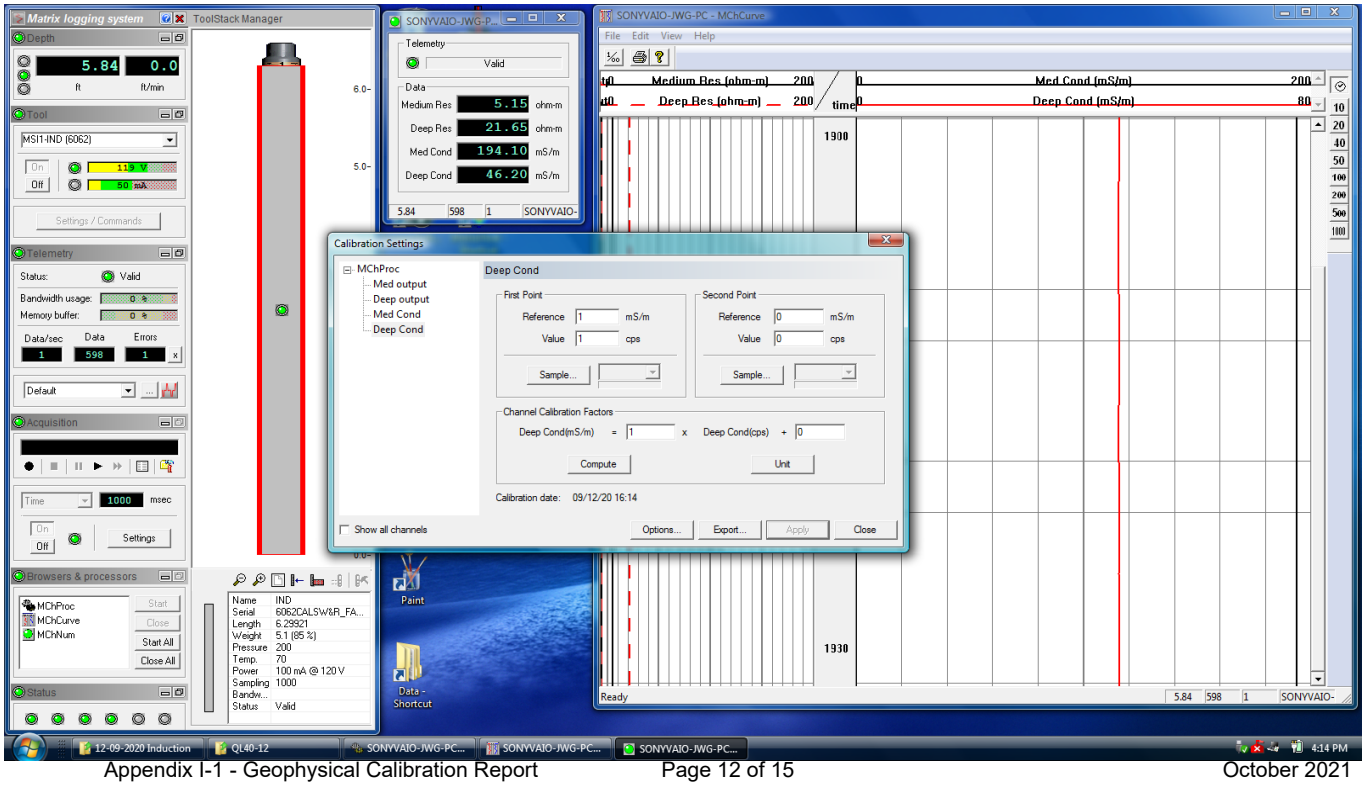

DIL 6062-Medium Calibration

Calibrated from 0 to 1000 mS/m

Shop 2018 Calibration			Shop Calibration 12-9-2020		
Standards	0	1000	mS/m	0	1000
Measured	0	883.80	cps	0	931.55
Slope=	0.88		Slope=	0.93	
Intercept=	0.00		Intercept=	0.00	
			% Slope Difference=		**5.40%**

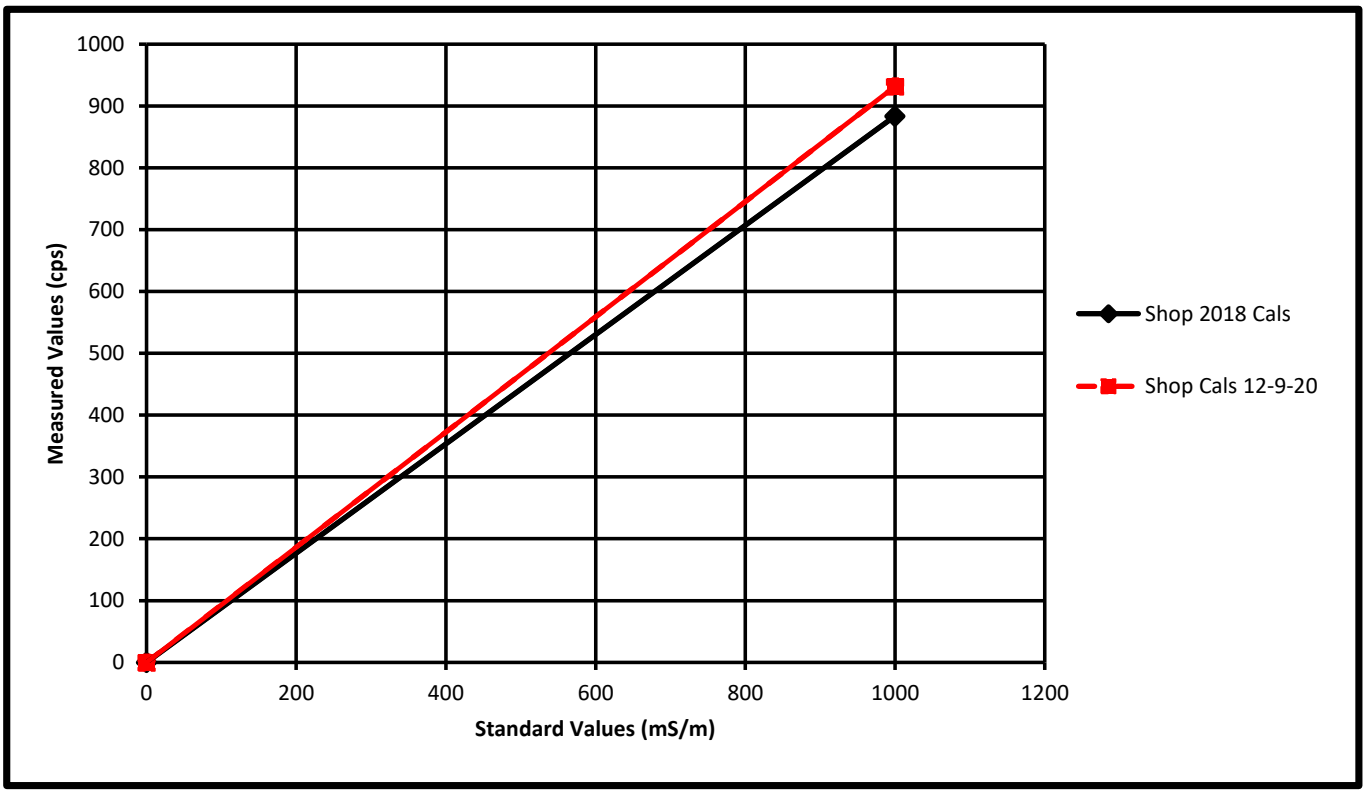

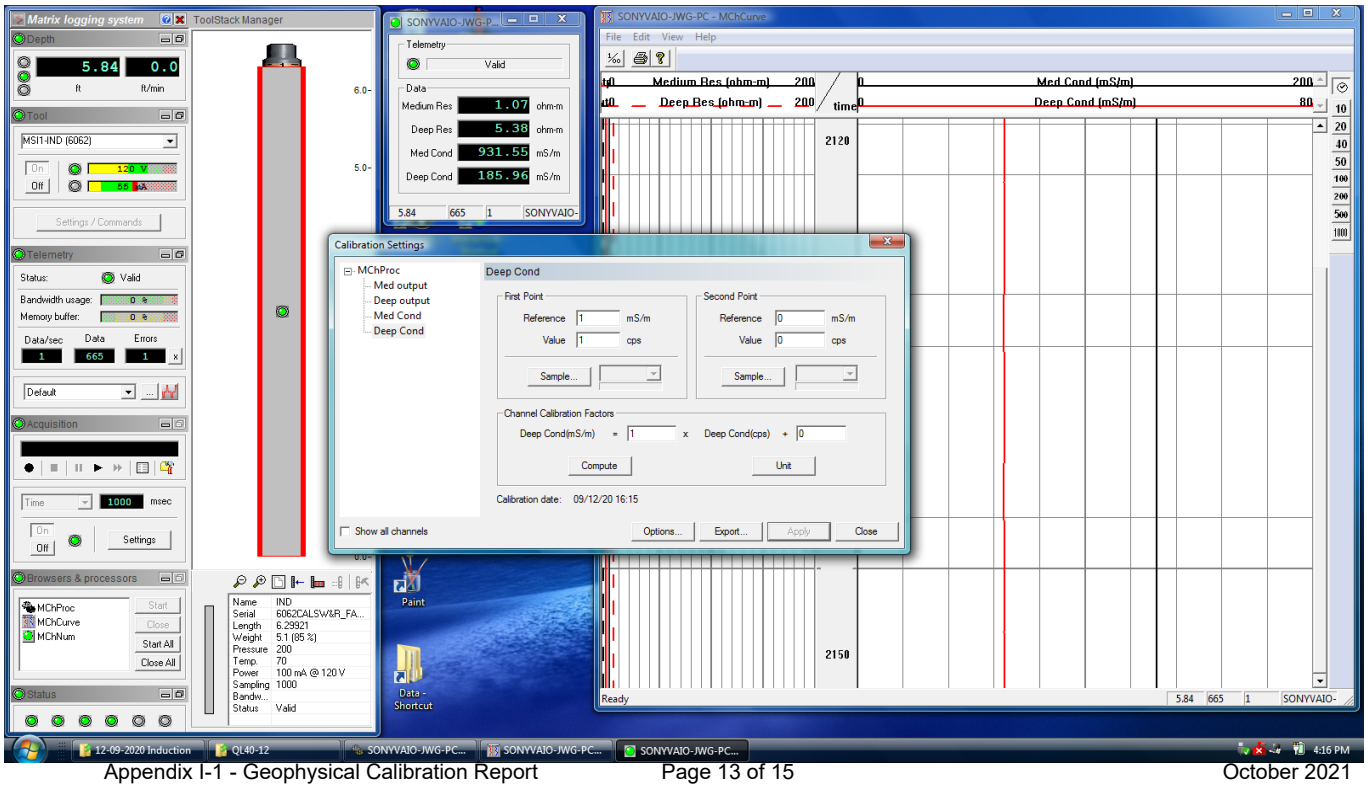

QL40 Gamma Ray #5599 Calibration

Calibrated from Background to Background + 100 API Standard

FACTORY CALIBRATION **Calibration Date:** 12/9/2020

	BG	BG+100 API		BG	BG+100 API
Standards	60	160	API	64	164
Measured	60	160	cps	64	164
Slope=	1.00		Slope=	1.00	
Intercept=	0.00		Intercept=	0.00	
			% Slope Difference=		**0.00%**

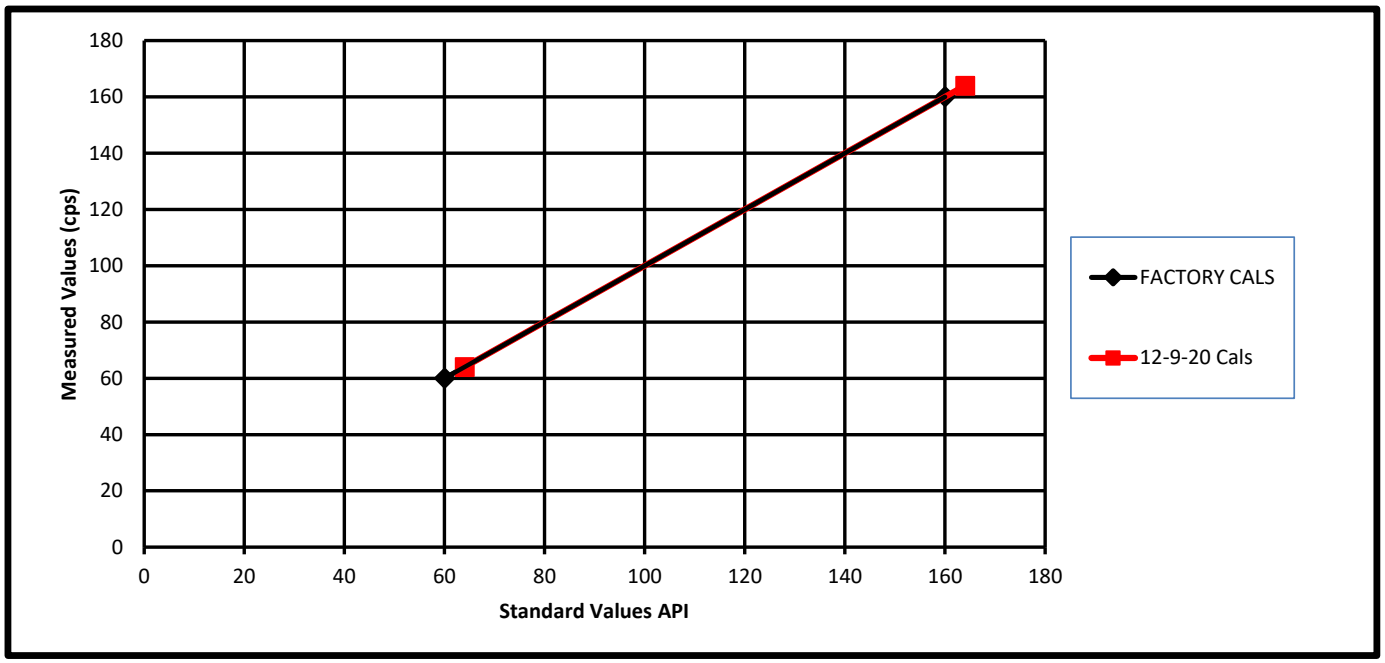

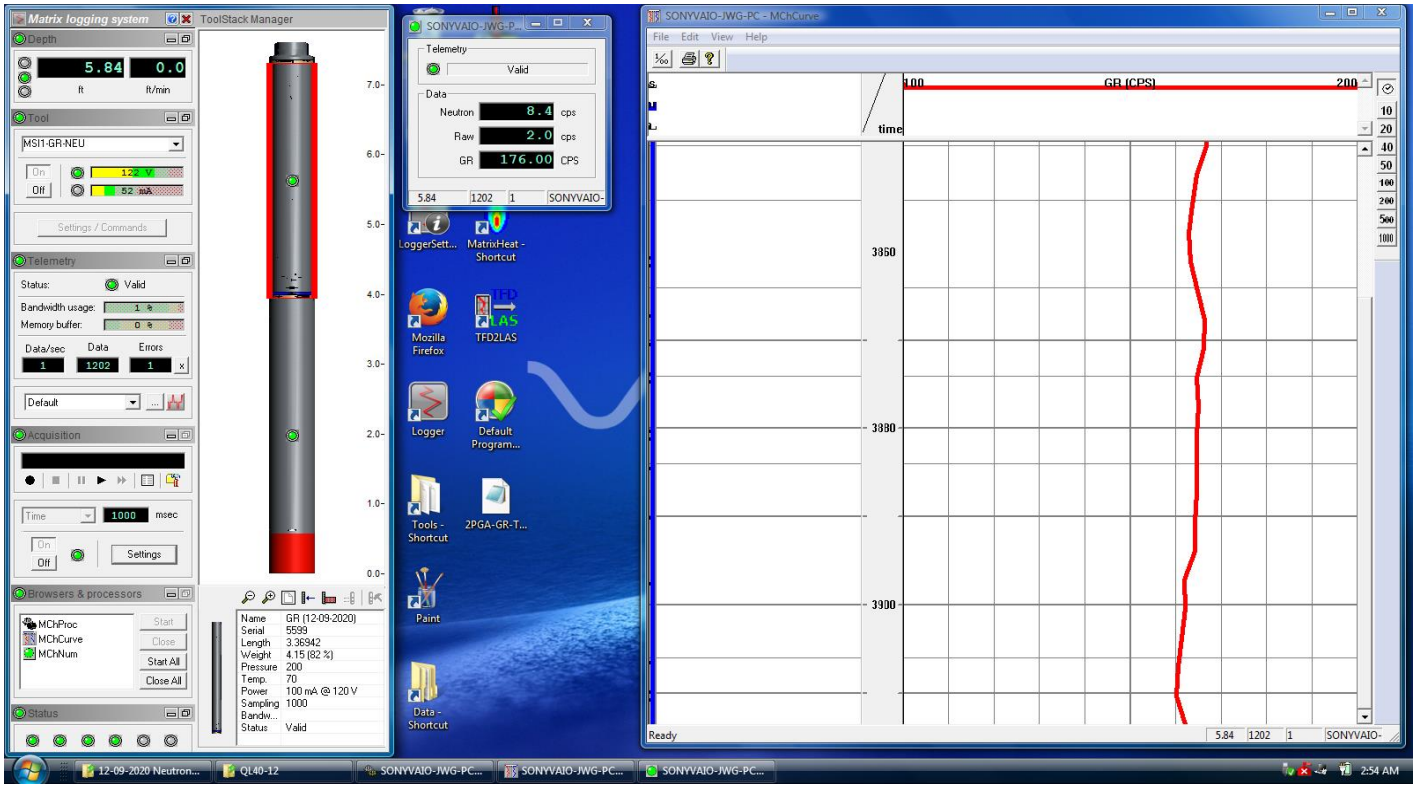

QL-Neutron 4939 Calibrations

Calibrated from 0 to 1000 API Standard

SHOP CALIBRATION 4-23-2020			SHOP CALIBRATION 12-10-2020		
Standards	0	1000	API	0	1000
Measured	0	321.58	cps	0	307.95
Slope=	0.32		Slope=	0.31	
Intercept=	0.00		Intercept=	0.00	
			% Slope Difference=		**4.24%**

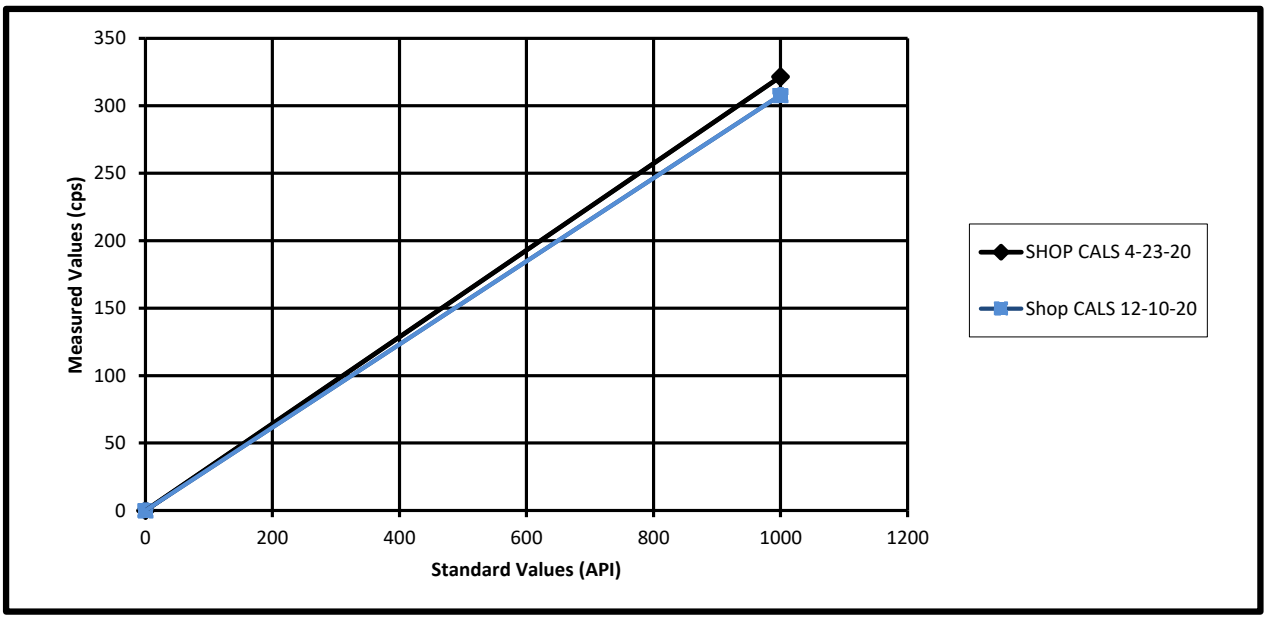

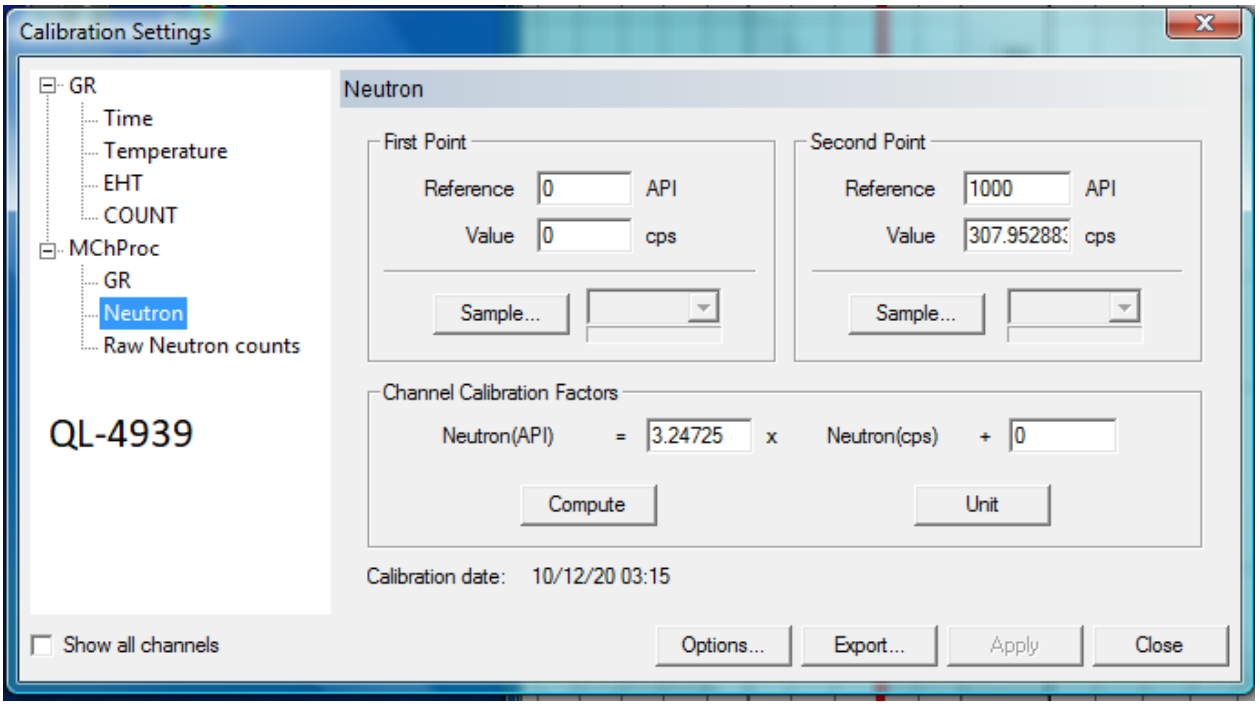

JET WEST
GEOPHYSICAL SERVICES
P. O. Box 3522, Farmington, NM 87499 Ph: (505) 325-8531
Email: jwgs@live.com Web: www.jetwestgeophysical.com

May 27, 2021

Alan Brandon
EA Engineering, Science and Tech, Inc., PBC
320 Gold Ave., SW, Suite 1300
Albuquerque, New Mexico 87102

Phone: (505) 369-3731
Cell: (505) 697-2025
abrandon@eaest.com

Mr. Brandon,

This letter is in response to your inquiry concerning the methodology used in conjunction with the geophysical logging suite associated with the two monitor wells: KABF-106S10 and V3.

The logging suite consisted of the following measurements:

- Natural Gamma Ray
- Neutron
- Dual Induction

Generally, this suite of logs is utilized in PVC cased wells to determine and confirm lithology and well construction.

Following is a description of each measurement/log and its purpose in cased hole logging:

- **Natural Gamma Ray (GR)**
  The GR measures natural occurring gamma radiation (Potassium, Thorium & Uranium) associated with the formation and the material in the annulus between the drilled borehole and the casing wall. The log can be run in dry or fluid filled wells and the is presented in American Petroleum Institute (API) units, usually from 0 to 200.

  Low GR readings (0-25 API) are associated with clean sand lithology. Readings above 25 API indicate higher clay/shale content, i.e., 50 API is sandy clay, 100 API is a clayey sand and 150 API is clay/shale. It should be noted that the annular fill material can skew this lithology reading, i.e., sand-pack around a screen can force the GR to read lower and a bentonite seal can force the GR to read higher. In washed-out or void areas this can be amplified.

- **Neutron**
  The Neutron measures hydrogen (water and/or hydrocarbons) associated with the formation, the material in the annulus between the drilled borehole and the casing wall and the casing itself. The log can be run in dry or fluid filled wells and is presented in American Petroleum Institute (API) units at a scale of 0 to 1500 API in liquid filled wells and 0 to 3500 API in dry wells.

  Low Neutron readings are associated with clays/shales due to bound water in their chemical make-up. Higher readings are associated with the porosity of the formation. This is an inverse relationship in that high Neutron counts indicate low porosity and low Neutron counts indicate high porosity.

APPENDIX I-2

GEOPHYSICAL LOGS

As is the case with the GR, the Neutron readings can be skewed by the annular fill material. Sand-pack around a screen can force the Neutron to read higher and a bentonite seal can force the Neutron to read lower. Neutron readings can also be affected by washed-out or void areas, i.e., water-filled voids will reduce Neutron counts and air-filled voids will increase Neutron counts. PVC casing attenuates Neutron counts approximately 30% due to the hydrocarbon make-up of the plastic casing.

- **Dual Induction**

  The Dual Induction measures the conductivity of the formation in a donut-shaped volume at two vertical distances into the formation. These distances are referred to as: Medium and Deep Conductivity. Typically, these Conductivity readings are converted to Resistivity readings for interpretation and both Conductivity and Resistivity are presented on the well log. Resistivity interpretation is driven by three components:

  * Formation material grain size, i.e., larger grain size means higher resistivity.
  * Formation cementation, i.e., more cementation means higher resistivity.
  * Pore fluid content or salinity, i.e., dry or fluid-filled pore space and if the pore space is filled with liquid its salinity. Dry formations are associated with higher Resistivities that wet formations and fresh water drives Resistivities higher than saline water.

  Generally, low Resistivity readings (5-15 ohm-m) are associated with clay/shale and the Deep and Medium Resistivity read on top of each other. Higher readings are associated with higher sand content. The Medium and Deep readings usually read similar magnitude in saturated sands. In dry sands the readings separate with the Deep Resistivity reading higher than the Medium Resistivity.

If you have any questions or if we can be of further assistance please call. Thank you.

Sincerely,

Mick Peterson

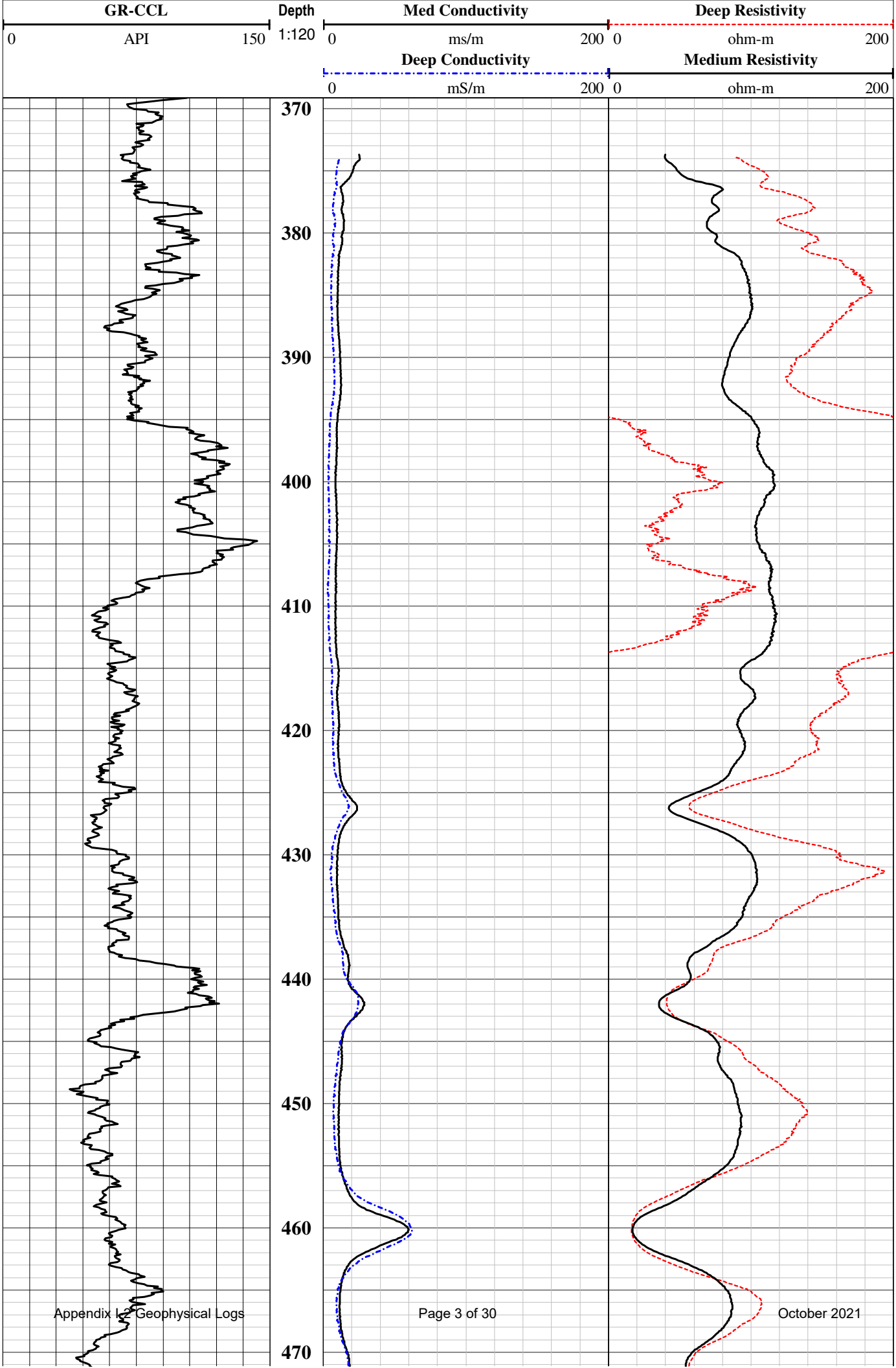
GR-CCL
0
API
150
Depth
1:120
Med Conductivity
0
ms/m
200
Deep Conductivity
0
mS/m
200
Deep Resistivity
0
ohm-m
200
Medium Resistivity
0
ohm-m
200
370
380
390
400
410
420
430
440
450
460
470

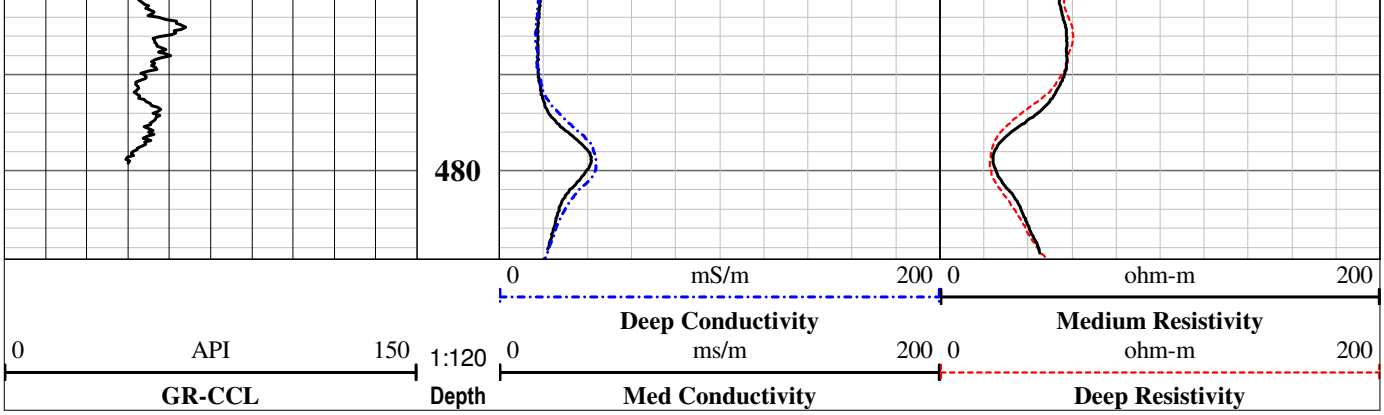
480
0
mS/m
200
0
ohm-m
200
Deep Conductivity
Medium Resistivity
0
API
150
1:120
0
ms/m
200
0
ohm-m
200
GR-CCL
Depth
Med Conductivity
Deep Resistivity

JET WEST GEOPHYSICAL SERVICES, LLC.

State Plane 1927	COMPANY	Kirtland Air Force Base	
Northing:	WELL ID	KAFB-106 S10	
Easting:	FIELD	Bulk Fuels	
	COUNTY	Bernalillo	STATE New Mexico
	TYPE OF LOG:	**Gamma Ray,Induction**	OTHER SERVICES Neutron Log
	LOCATION		
	SEC	TWP RGE	API No.

PERMANENT DATUM	ELEVATION	K.B.
LOG MEAS. FROM	ABOVE PERM. DATUM	T.O.C.
DRILLING MEAS. FROM		G.L.

DATE	12-23-2020	TYPE FLUID IN HOLE	Water
RUN No	two	SALINITY	
TYPE LOG	Dil	DENSITY	
DEPTH-DRILLER	485 ft.	LEVEL	470 ft. BGL
DEPTH-LOGGER	485 ft.	MAX. REC. TEMP.	
BTM LOGGED INTERVAL	484.80 ft.	DIGITIZE INTERVAL	0.2
TOP LOGGED INTERVAL	Surface		
OPERATING RIG TIME			
RECORDED BY	A.Henderson		
WITNESSED BY	EA Engineering		

RUN	BOREHOLE RECORD			CASING RECORD			
NO.	BIT	FROM	TO	SIZE	WGT.	FROM	TO
				4 "	PVC	+32"	485 ft.

REMARKS:

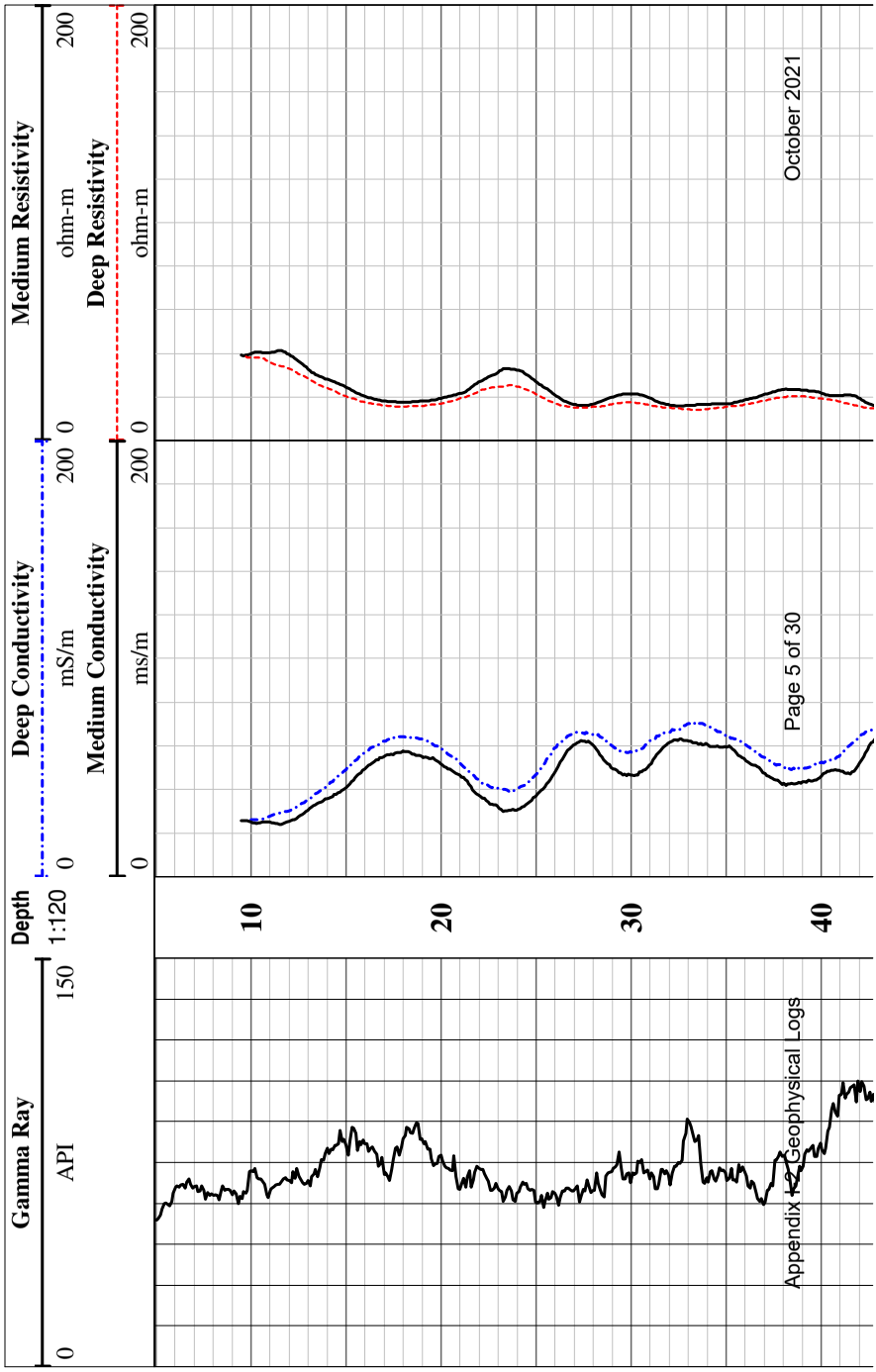

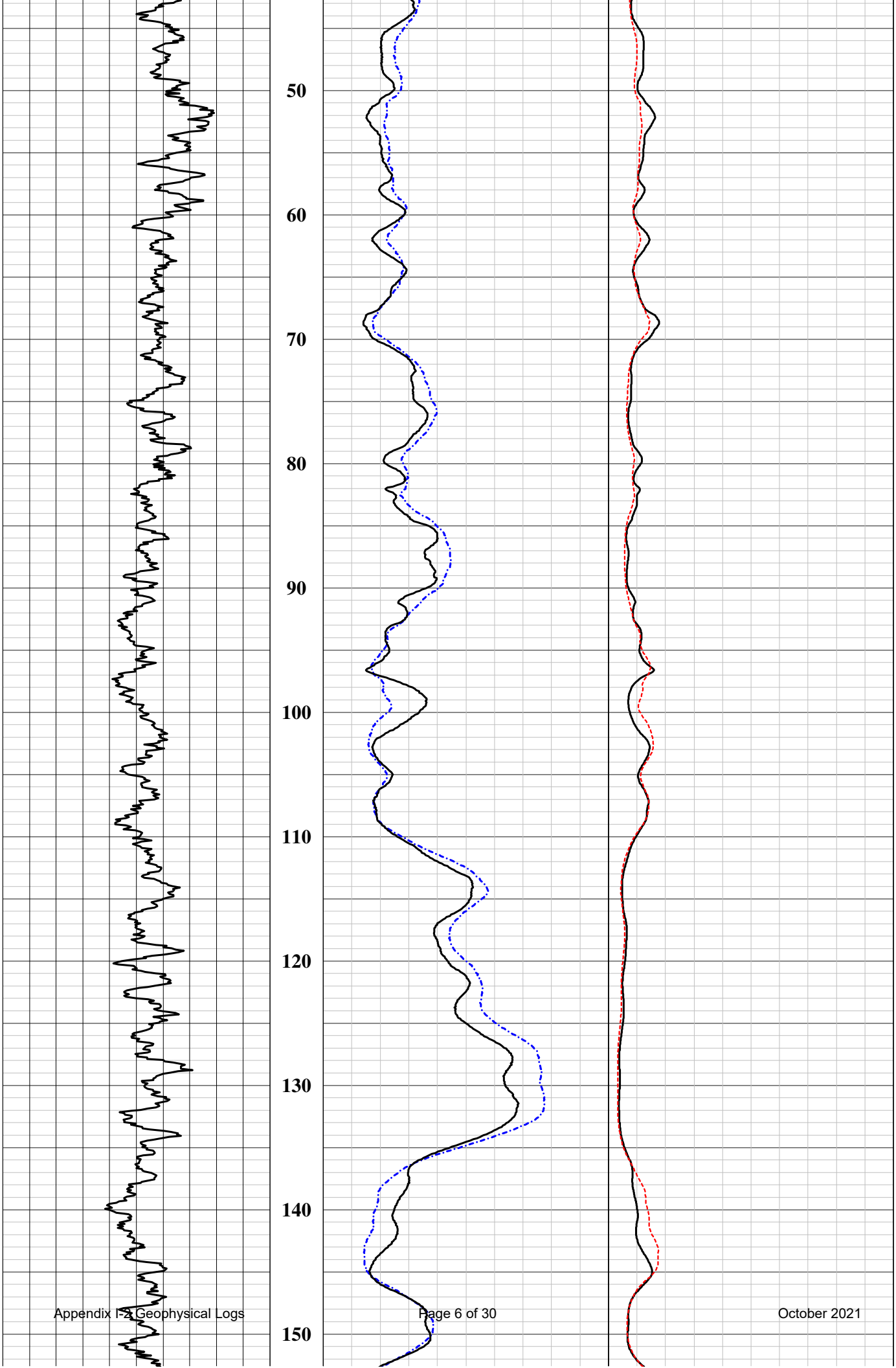
50
60
70
80
90
100
110
120
130
140
150

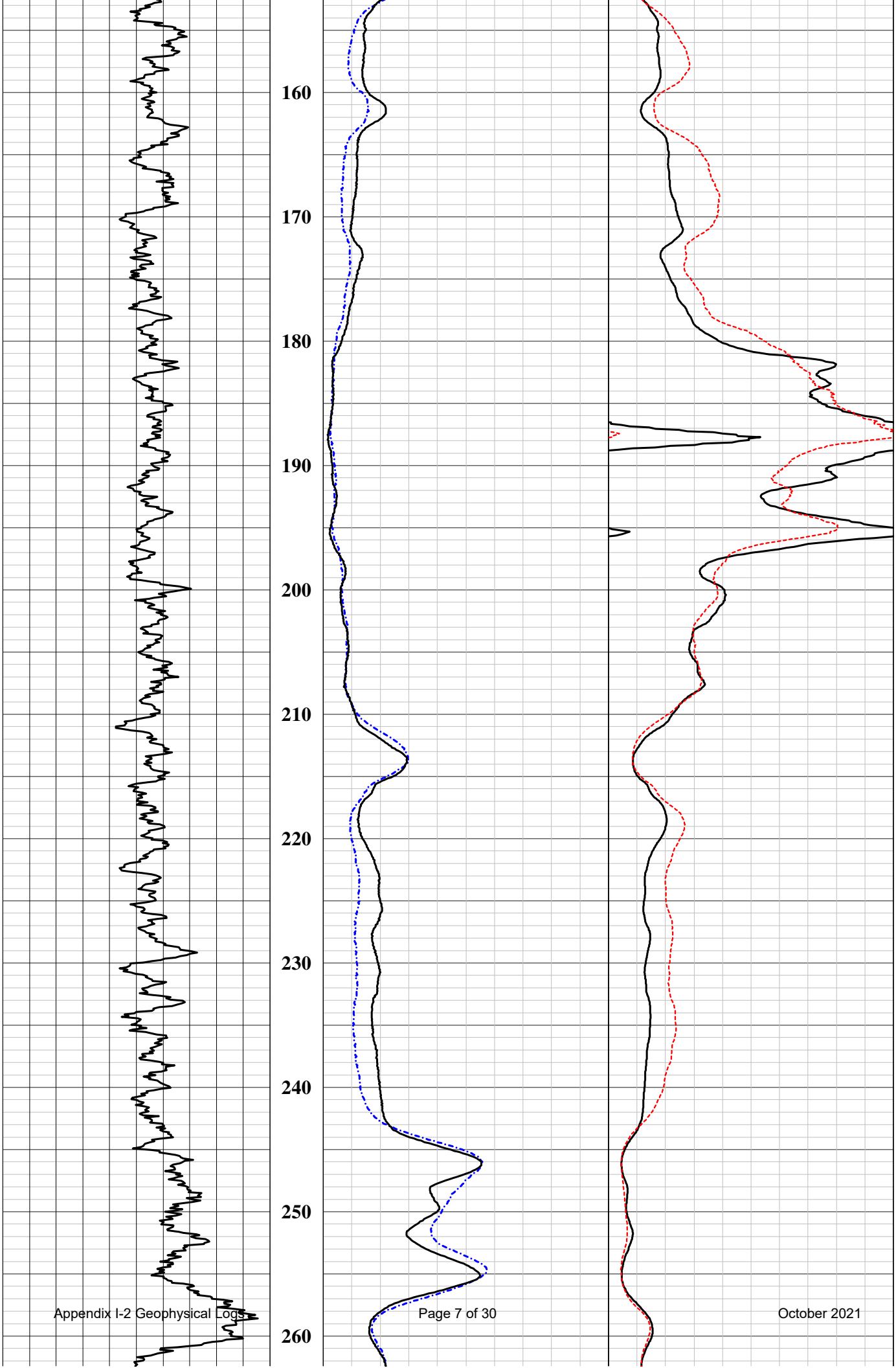
160
170
180
190
200
210
220
230
240
250
260

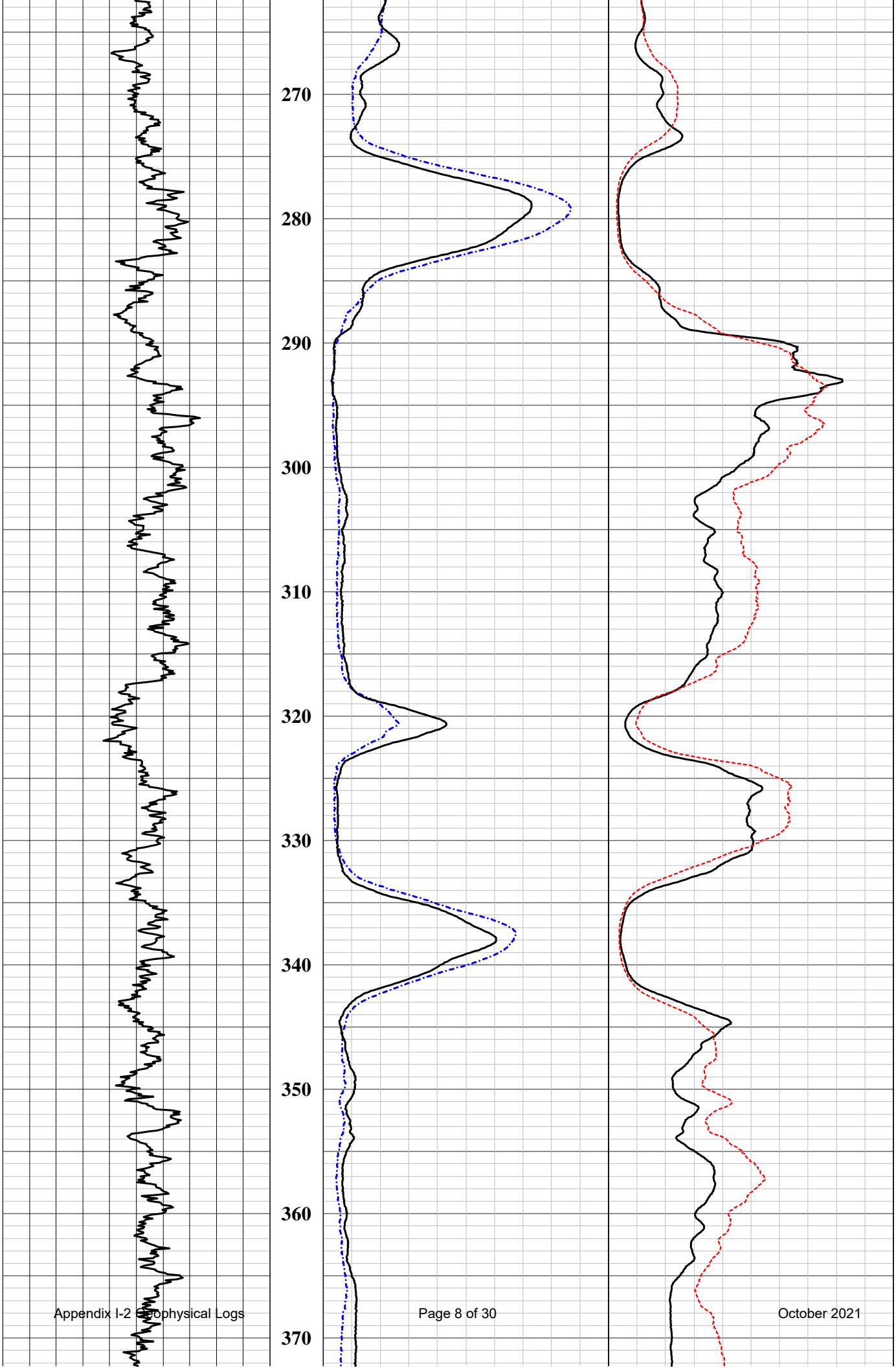
270
280
290
300
310
320
330
340
350
360
370

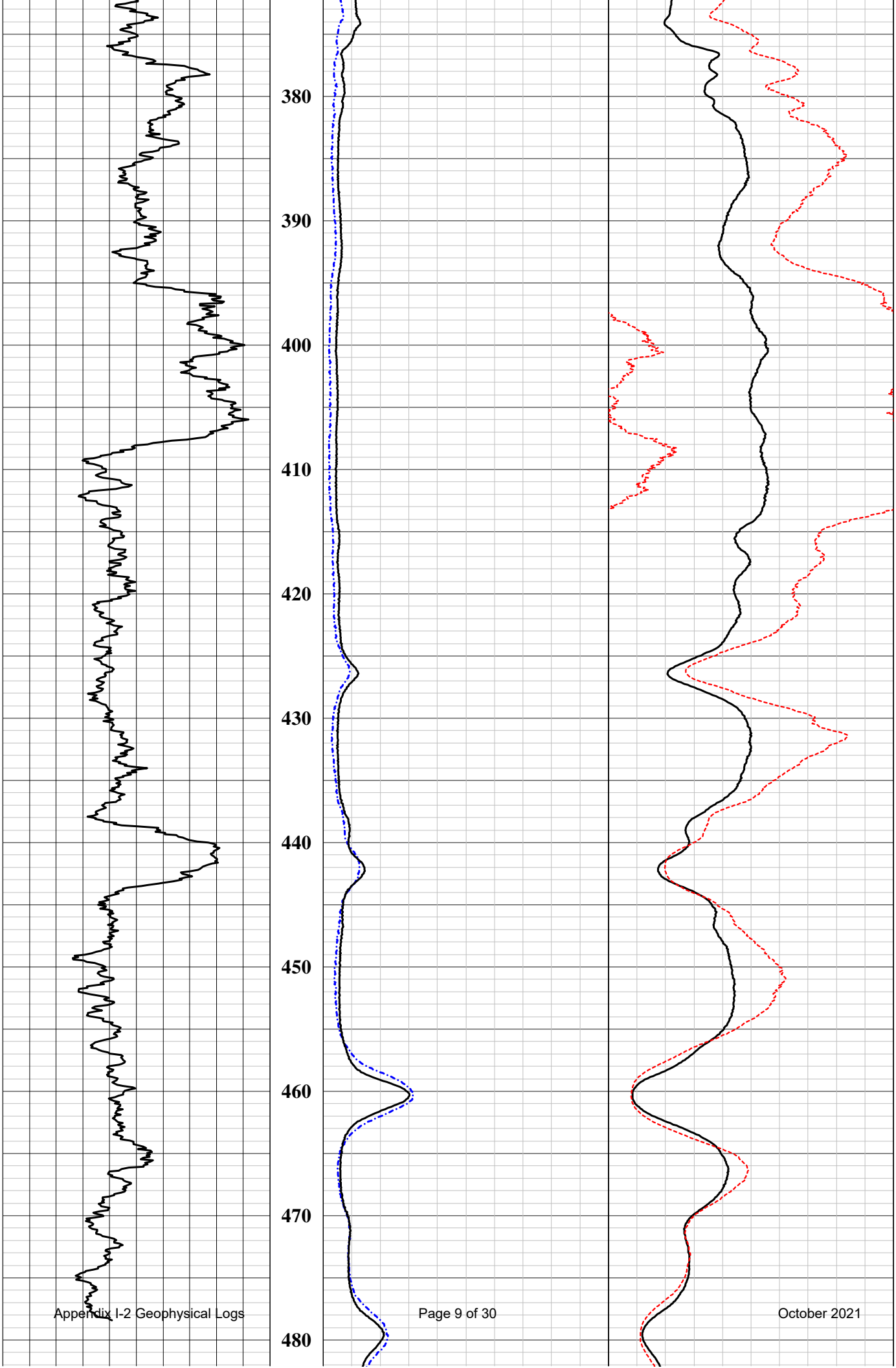
380
390
400
410
420
430
440
450
460
470
480

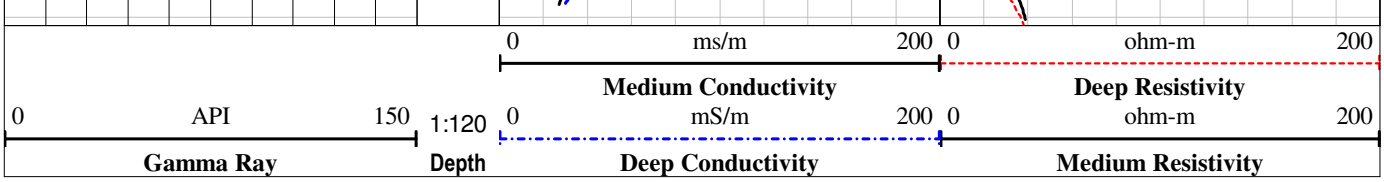
0
ms/m
200
0
ohm-m
200
Medium Conductivity
Deep Resistivity
0
API
150
1:120
0
mS/m
200
0
ohm-m
200
Gamma Ray
Depth
Deep Conductivity
Medium Resistivity

JET WEST GEOPHYSICAL SERVICES, LLC.

COMPANY	Kirtland Air Force Base
WELL ID	KAFB-106 S10
FIELD	Bulk Fuels
COUNTY	Bernalillo STATE New Mexico

State Plane 1927
Northing:
Easting:

TYPE OF LOG: **Gamma Ray,Neutron**

OTHER SERVICES
Dual Induction

LOCATION

SEC TWP RGE API No.

PERMANENT DATUM		ELEVATION	K.B.
LOG MEAS. FROM		ABOVE PERM. DATUM	T.O.C.
DRILLING MEAS. FROM			G.L.

DATE	12-23-2020	TYPE FLUID IN HOLE	Water
RUN No	one	SALINITY	
TYPE LOG	QL GR5599+NGOQL4939	DENSITY	
DEPTH-DRILLER	485 ft.	LEVEL	470 ft. BGL
DEPTH-LOGGER	485 ft.	MAX. REC. TEMP.	
BTM LOGGED INTERVAL	484.80 ft.	DIGITIZE INTERVAL	0.2
TOP LOGGED INTERVAL	Surface		
OPERATING RIG TIME			
RECORDED BY	A.Henderson		
WITNESSED BY	EA Engineering		

RUN	BOREHOLE RECORD			CASING RECORD			
NO.	BIT	FROM	TO	SIZE	WGT.	FROM	TO
				4 "	PVC	+32"	485 ft.

REMARKS:

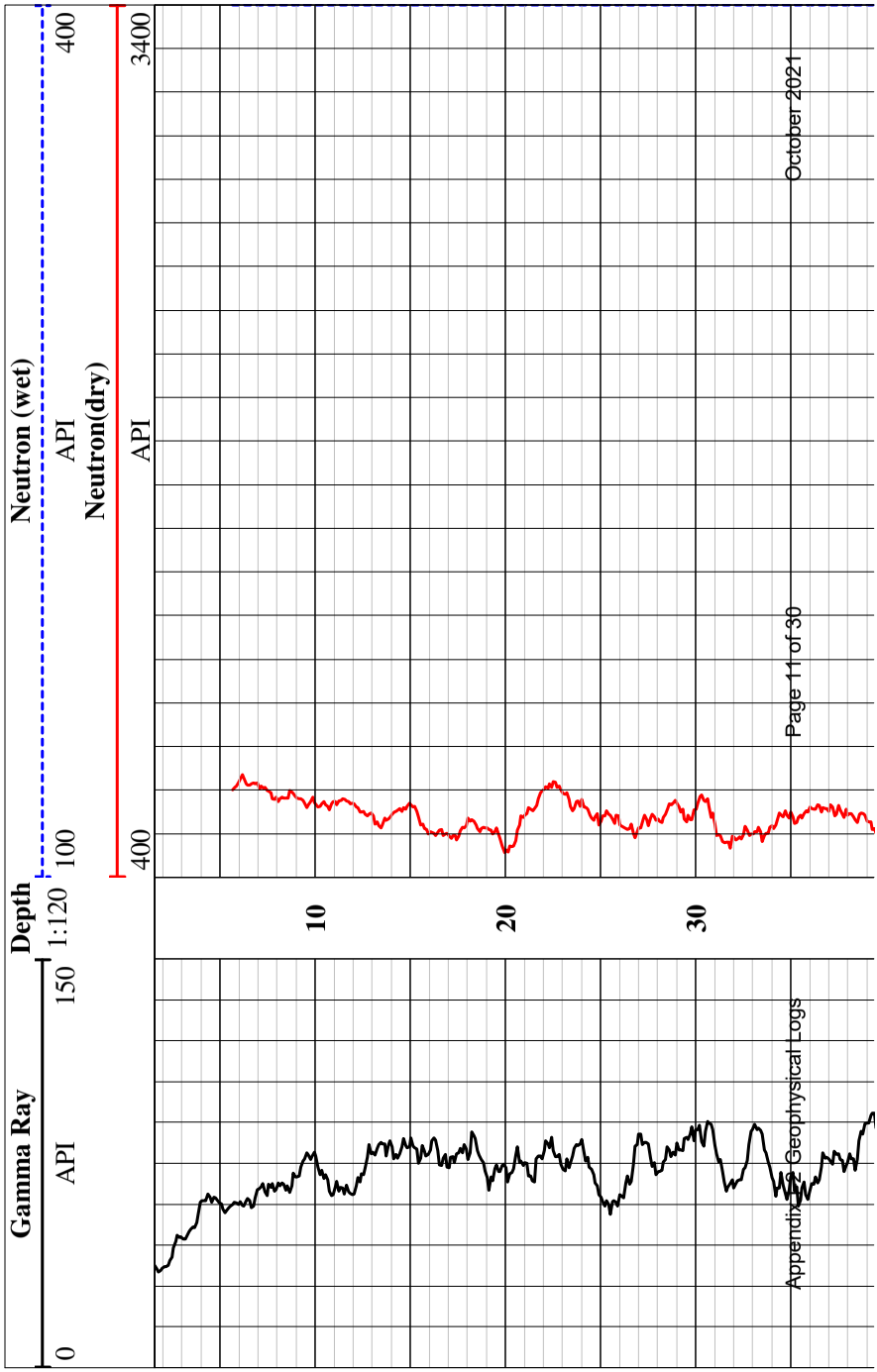

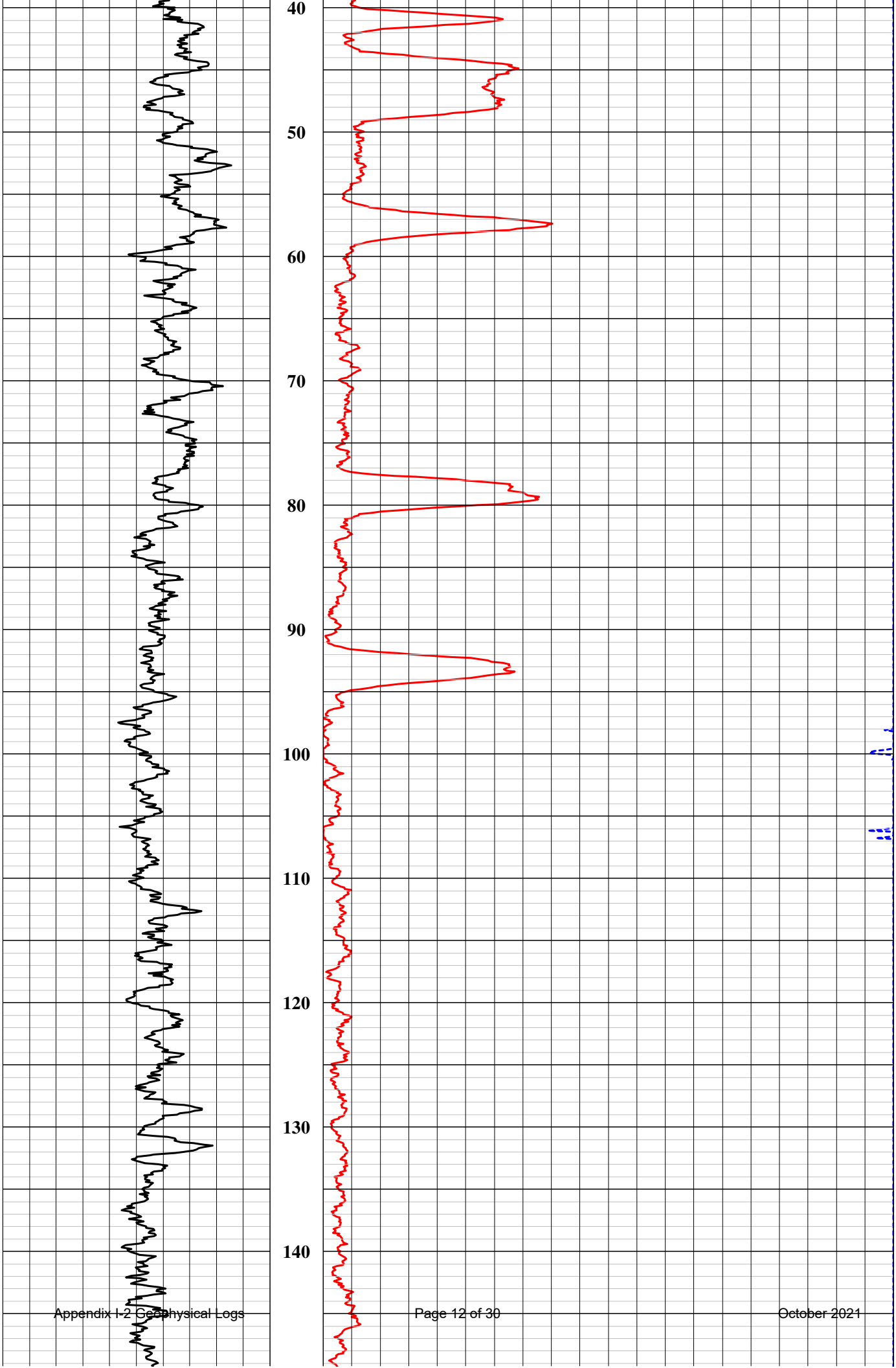
40
50
60
70
80
90
100
110
120
130
140

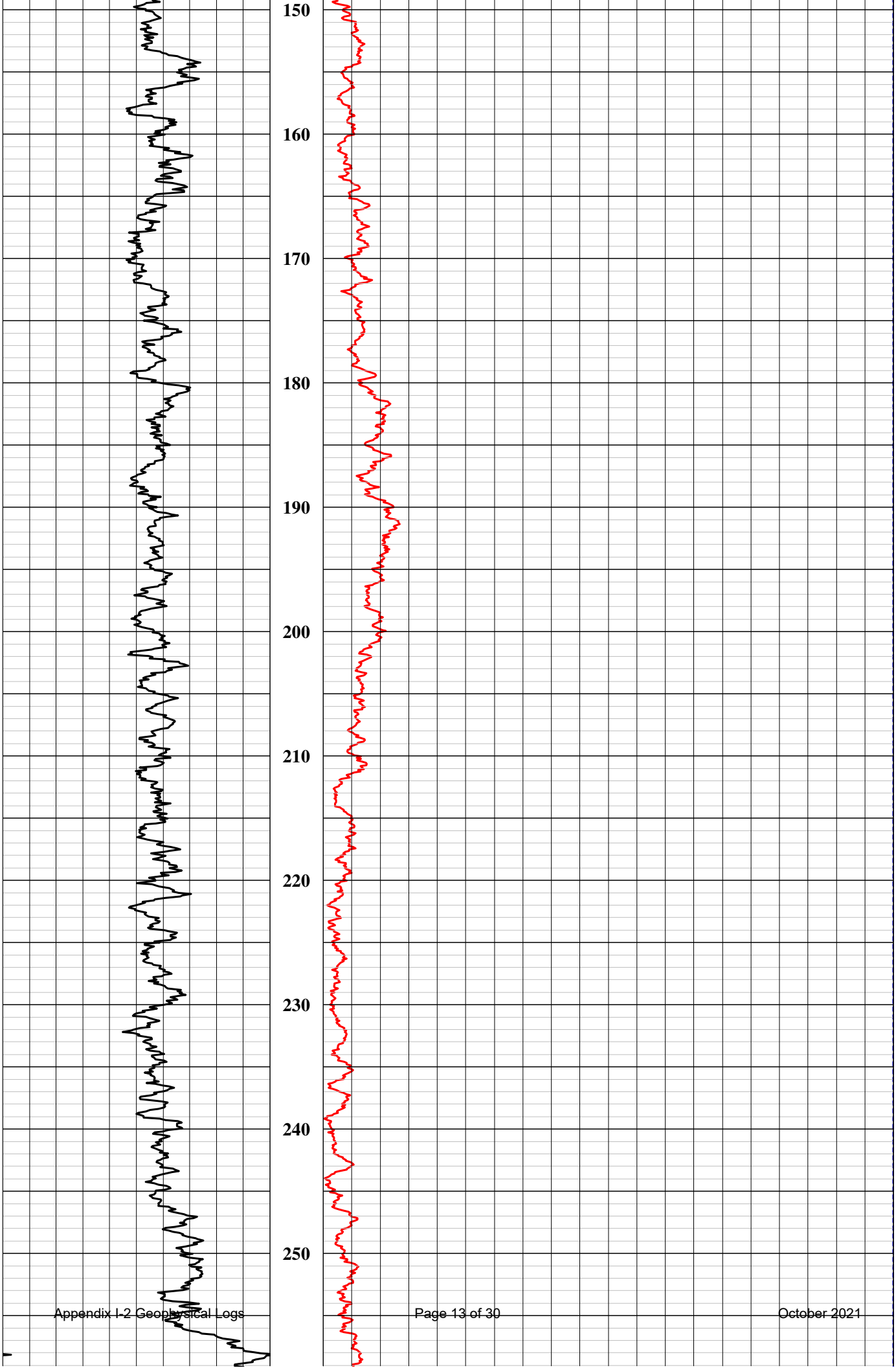
150
160
170
180
190
200
210
220
230
240
250

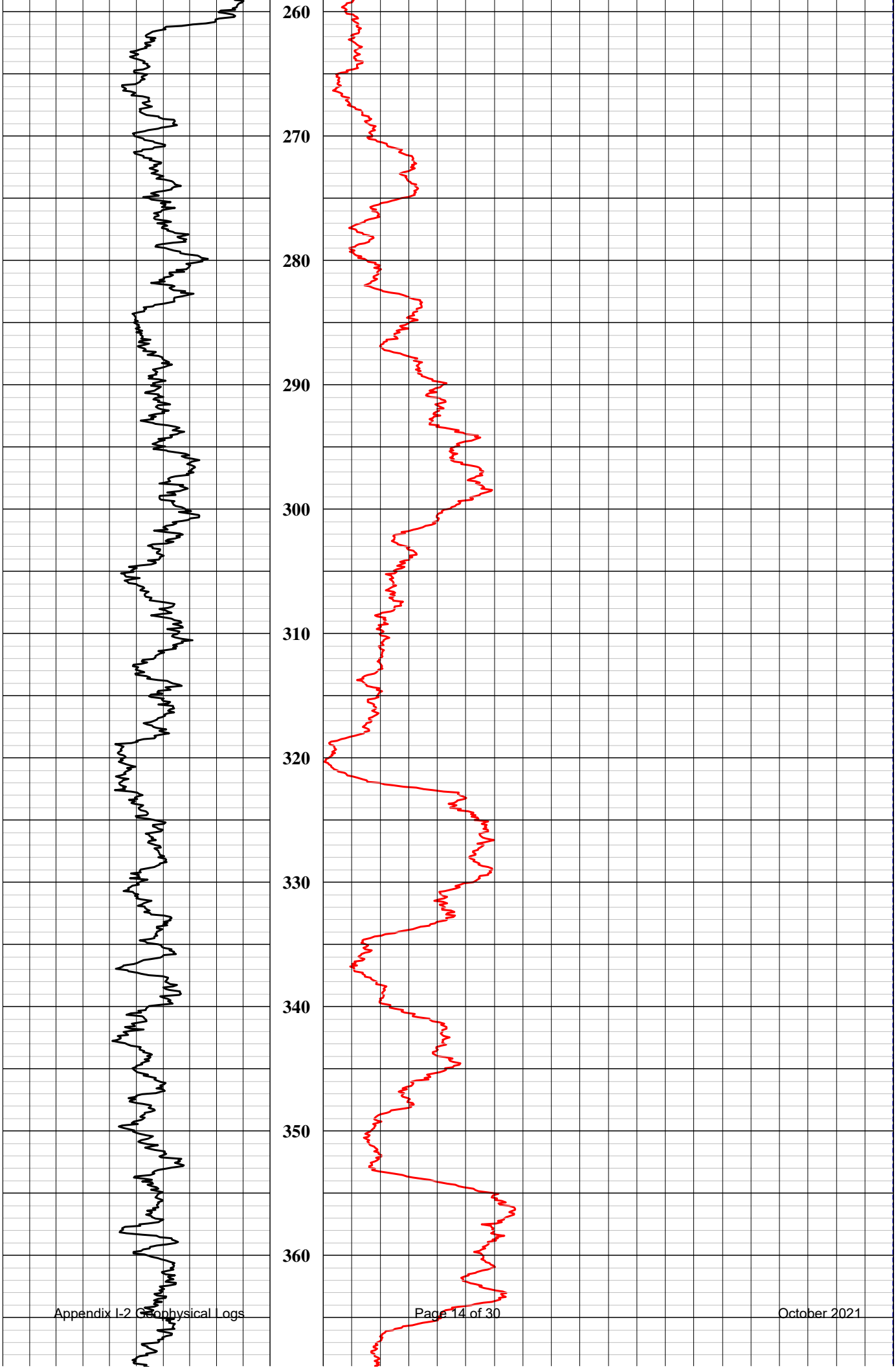
260
270
280
290
300
310
320
330
340
350
360

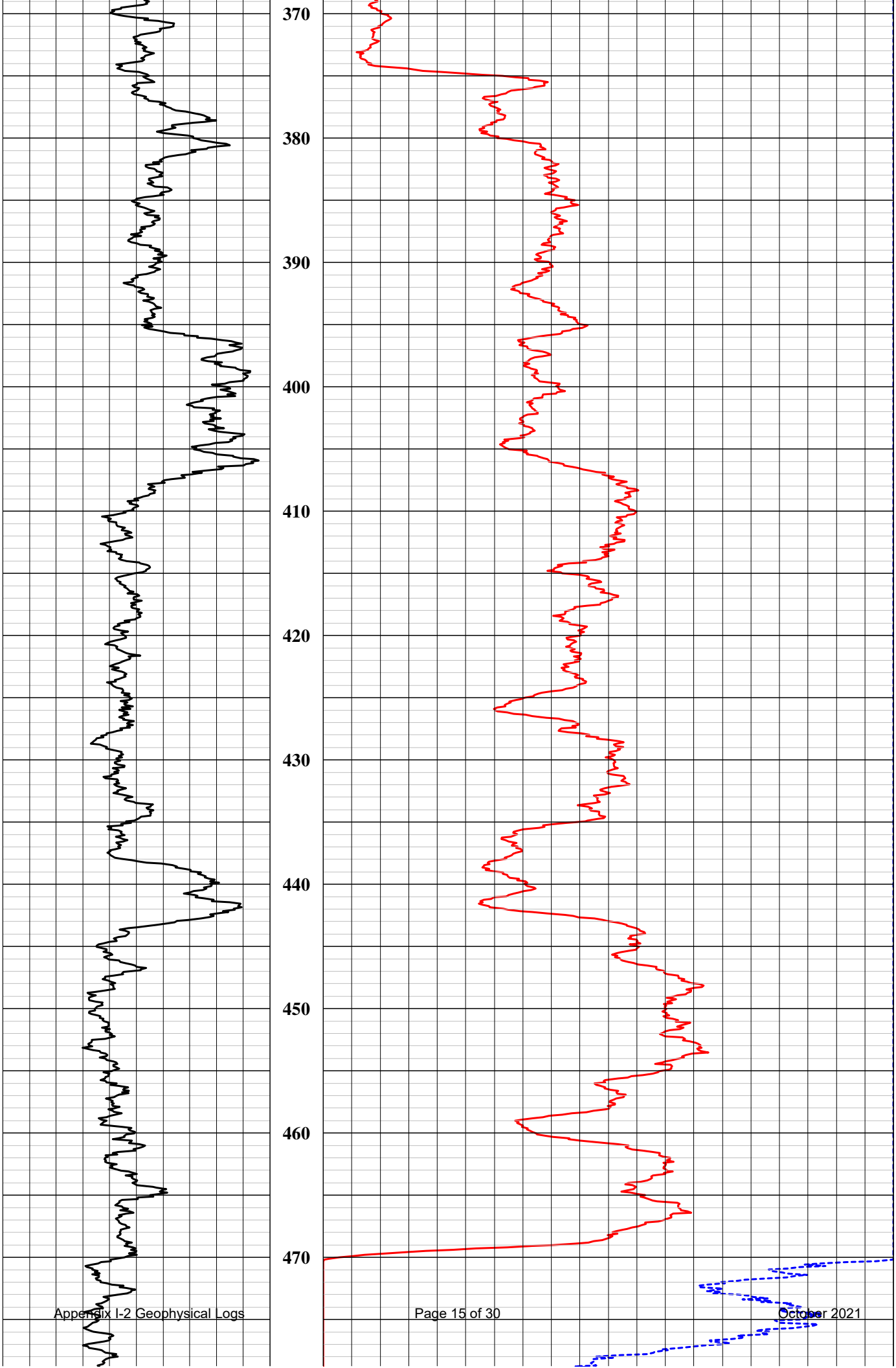
370
380
390
400
410
420
430
440
450
460
470

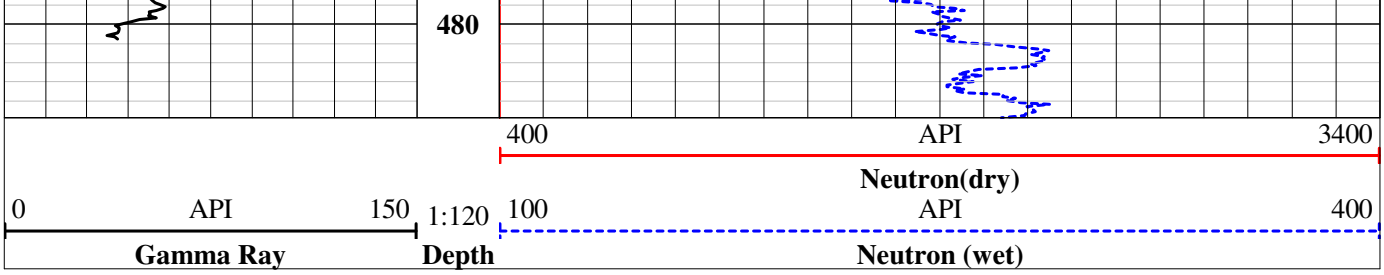
480
400
API
3400
Neutron(dry)
0
API
150
1:120
100
API
400
Gamma Ray
Depth
Neutron (wet)

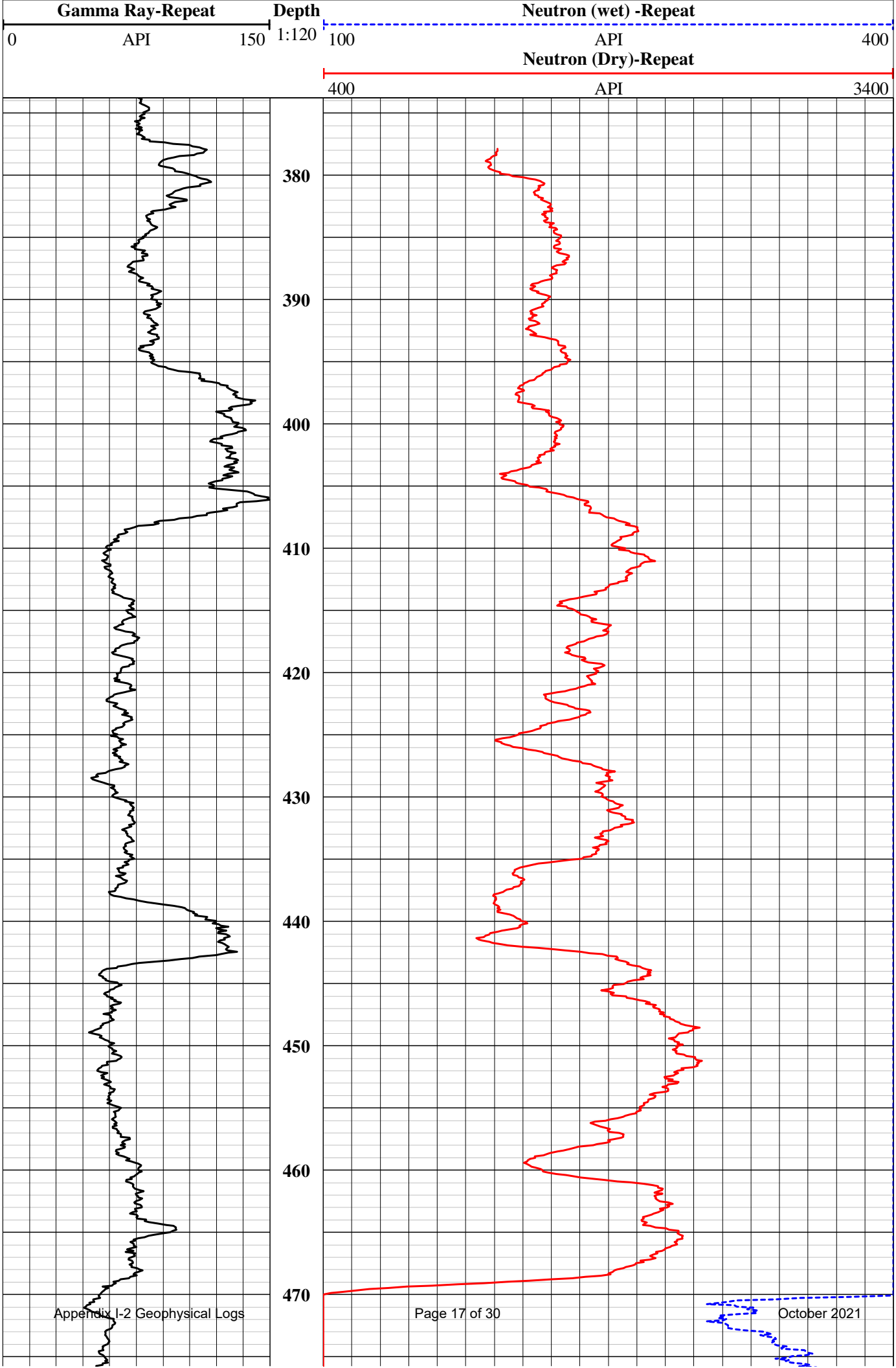
Gamma Ray-Repeat
0
API
150
Depth
1:120
Neutron (wet) -Repeat
100
API
400
Neutron (Dry)-Repeat
400
API
3400
380
390
400
410
420
430
440
450
460
470

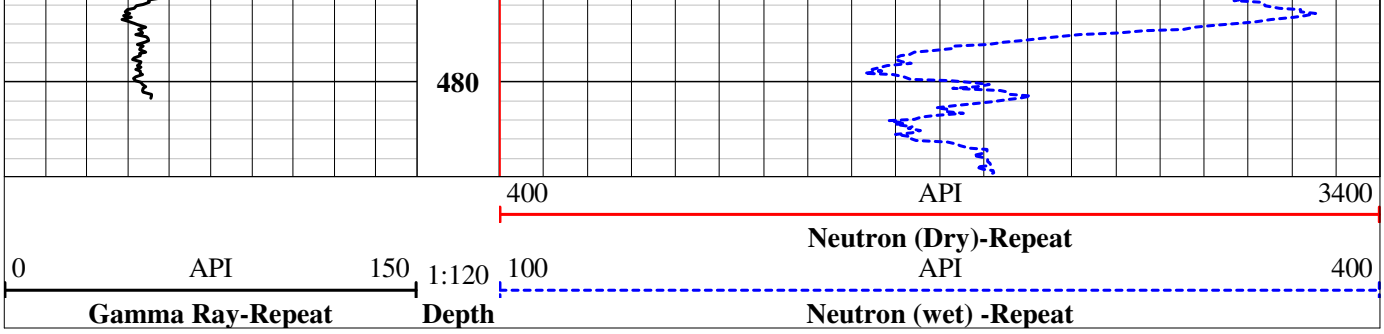
480
400
API
3400
Neutron (Dry)-Repeat
0
API
150
1:120
100
API
400
Gamma Ray-Repeat
Depth
Neutron (wet) -Repeat

JET WEST GEOPHYSICAL SERVICES, LLC.

State Plane 1927	COMPANY	Kirtland Air Force Base	
Northing:	WELL ID	KAFB-106 V3	
Easting:	FIELD	Bulk Fuels	
	COUNTY	Bernalillo	STATE New Mexico
	TYPE OF LOG:	**Gamma Ray,Induction**	OTHER SERVICES Neutron
	LOCATION		
	SEC	TWP RGE	API No.

PERMANENT DATUM	Ground Level	ELEVATION	K.B.
LOG MEAS. FROM	Ground Level	ABOVE PERM. DATUM	T.O.C.
DRILLING MEAS. FROM			G.L.

DATE	12-23-2020	TYPE FLUID IN HOLE	None
RUN No	Two	SALINITY	
TYPE LOG	QL Dil 6062	DENSITY	
DEPTH-DRILLER	274 ft.	LEVEL	
DEPTH-LOGGER	274.4 ft.	MAX. REC. TEMP.	
BTM LOGGED INTERVAL	274.0 ft.	DIGITIZE INTERVAL	0.2
TOP LOGGED INTERVAL	Surface		
OPERATING RIG TIME			
RECORDED BY	A.Henderson		
WITNESSED BY	EA Engineering		

RUN	BOREHOLE RECORD			CASING RECORD			
NO.	BIT	FROM	TO	SIZE	WGT.	FROM	TO
				3.5 "	PVC	+30"	274 ft.

REMARKS:

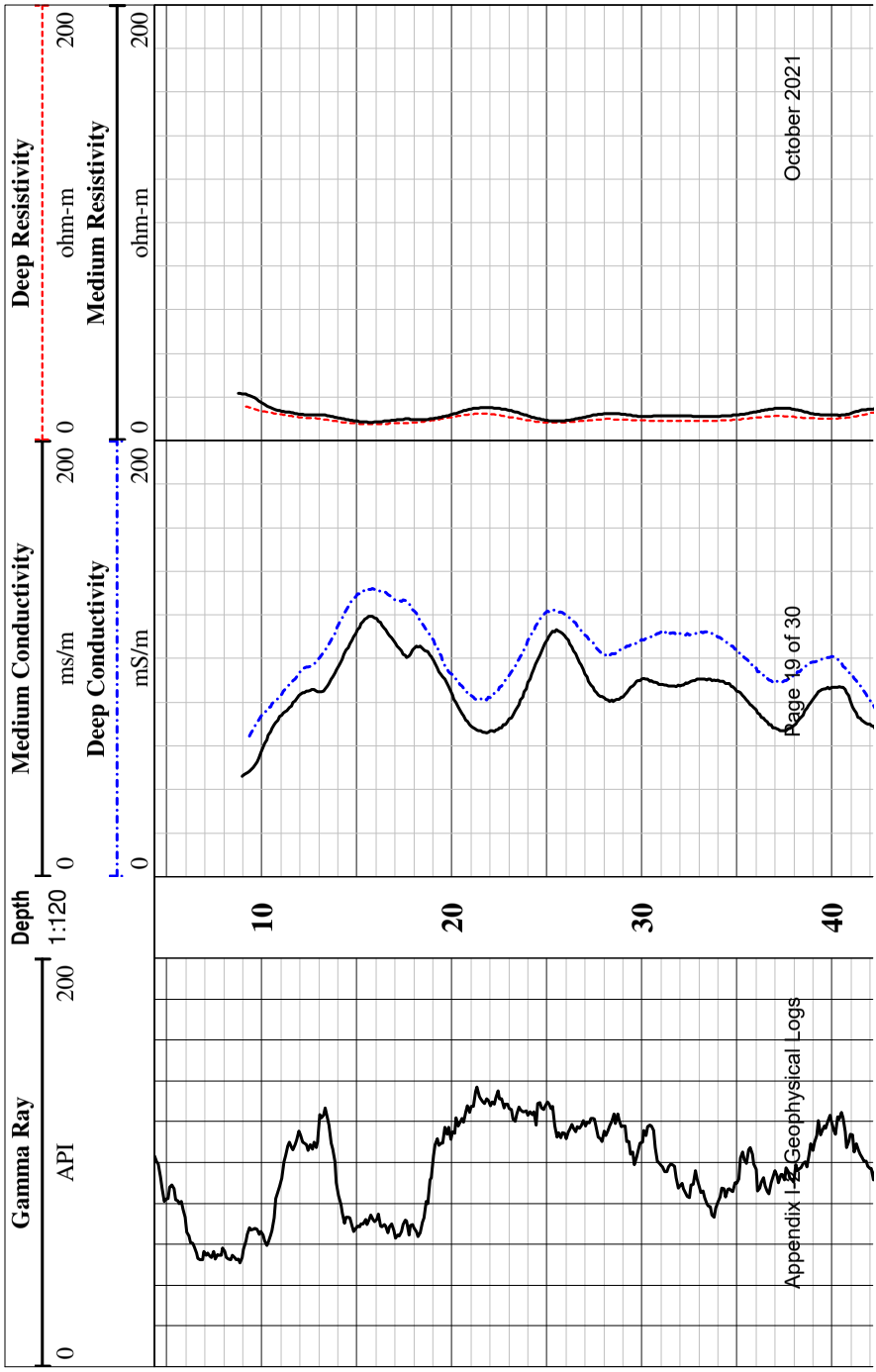

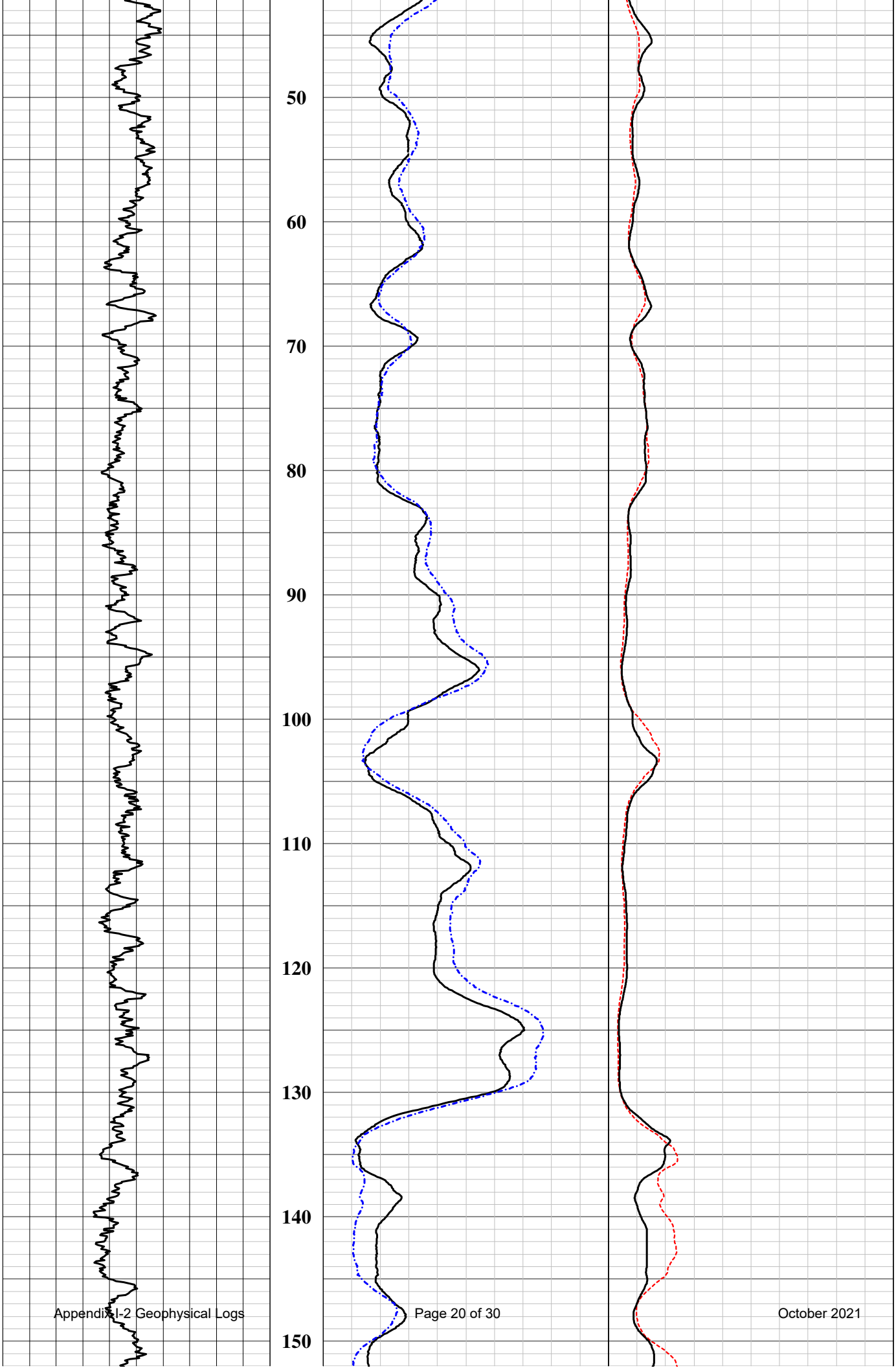
50
60
70
80
90
100
110
120
130
140
150

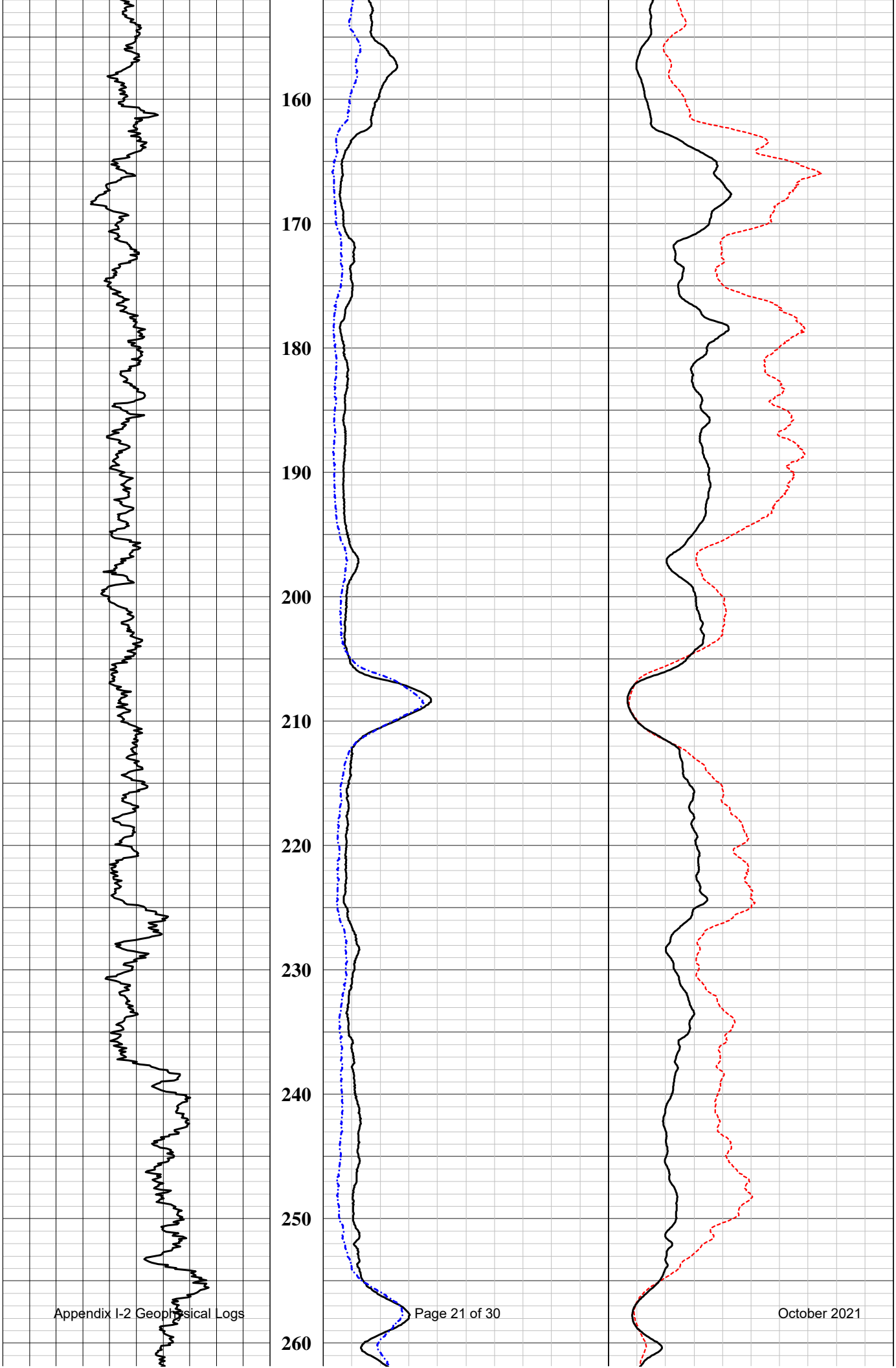
160
170
180
190
200
210
220
230
240
250
260

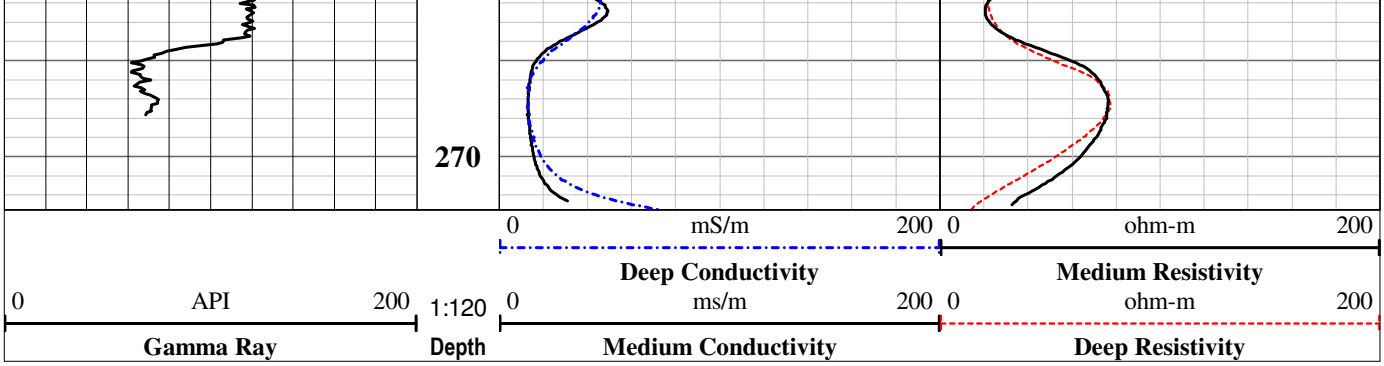
270
0
mS/m
200
0
ohm-m
200
Deep Conductivity
Medium Resistivity
0
API
200
1:120
0
ms/m
200
0
ohm-m
200
Gamma Ray
Depth
Medium Conductivity
Deep Resistivity

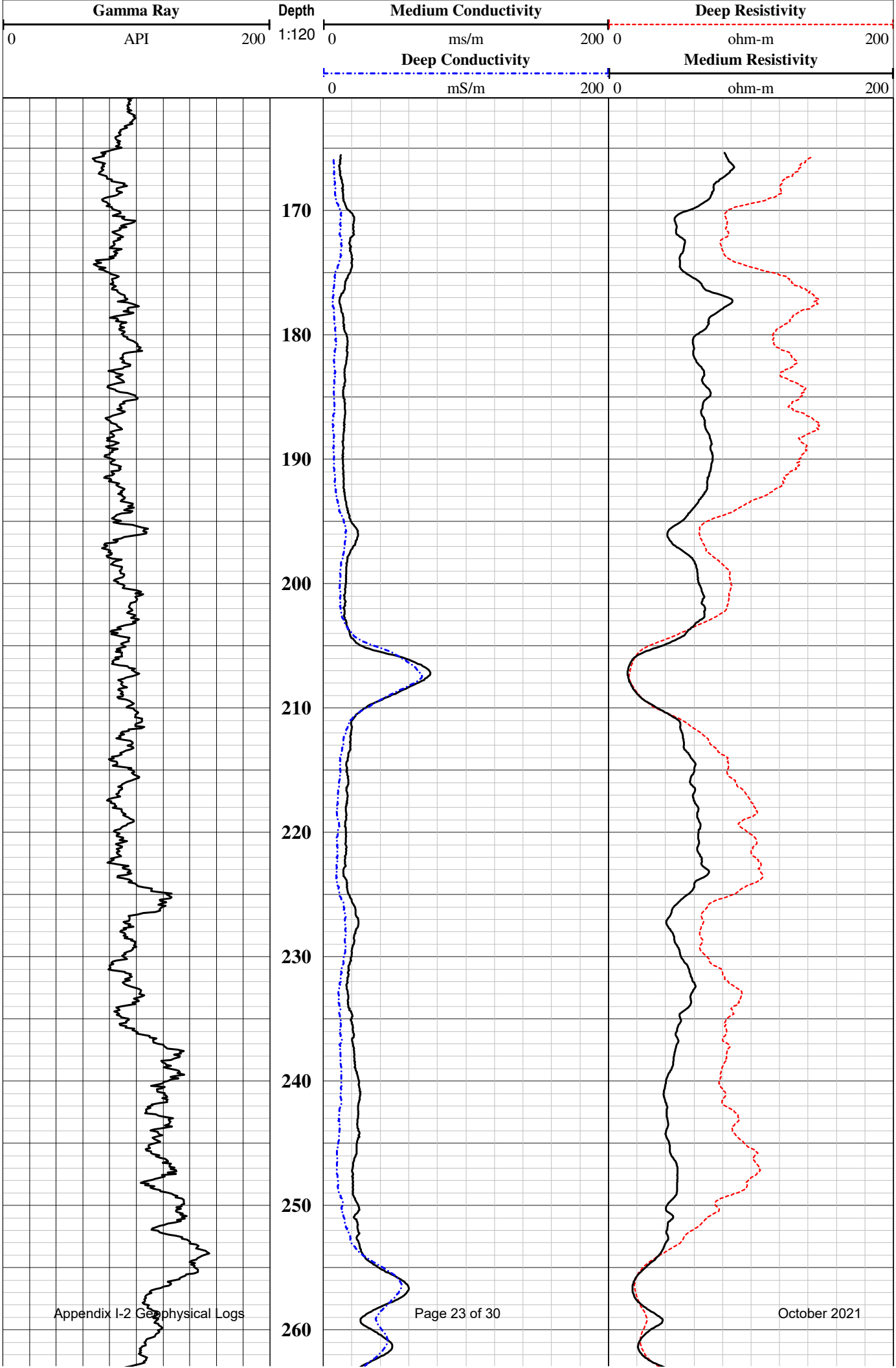
Gamma Ray
0
API
200
Depth
1:120
Medium Conductivity
0
ms/m
200
Deep Conductivity
0
mS/m
200
Deep Resistivity
0
ohm-m
200
Medium Resistivity
0
ohm-m
200
170
180
190
200
210
220
230
240
250
260

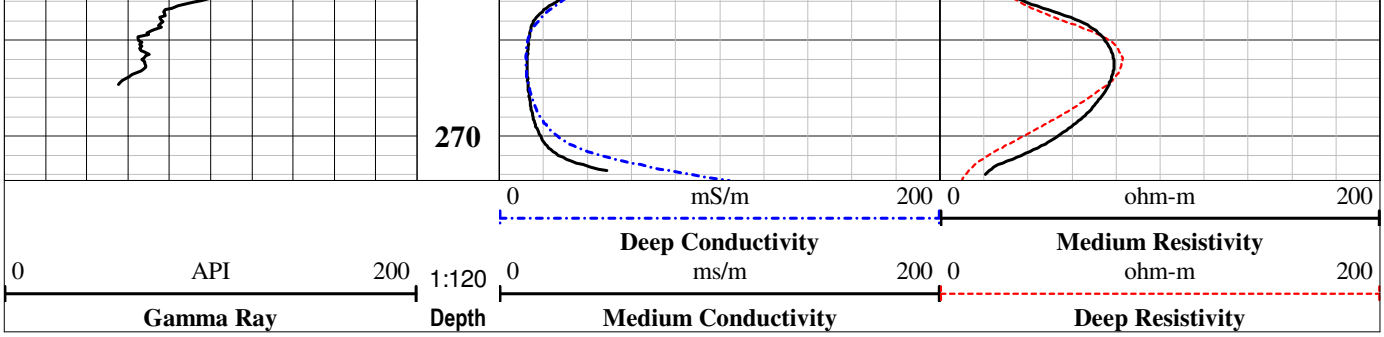
270
0
mS/m
200
0
ohm-m
200
Deep Conductivity
Medium Resistivity
0
API
200
1:120
0
ms/m
200
0
ohm-m
200
Gamma Ray
Depth
Medium Conductivity
Deep Resistivity

JET WEST GEOPHYSICAL SERVICES, LLC.

State Plane 1927	COMPANY	Kirtland Air Force Base	
Northing:	WELL ID	KAFB-106 V3	
Easting:	FIELD	Bulk Fuels	
	COUNTY	Bernalillo	STATE New Mexico
	TYPE OF LOG:	**Gamma Ray,Neutron**	OTHER SERVICES Dual Induction
	LOCATION		
	SEC	TWP RGE	API No.

PERMANENT DATUM	Ground Level	ELEVATION	K.B.
LOG MEAS. FROM	Ground Level	ABOVE PERM. DATUM	T.O.C.
DRILLING MEAS. FROM			G.L.

DATE	12-23-2020	TYPE FLUID IN HOLE	None
RUN No	one	SALINITY	
TYPE LOG	QL GR5599+NGOQL4939	DENSITY	
DEPTH-DRILLER	274 ft.	LEVEL	
DEPTH-LOGGER	274.3 ft.	MAX. REC. TEMP.	
BTM LOGGED INTERVAL	274.0 ft.	DIGITIZE INTERVAL	0.2
TOP LOGGED INTERVAL	Surface		
OPERATING RIG TIME			
RECORDED BY	A.Henderson		
WITNESSED BY	EA Engineering		

RUN	BOREHOLE RECORD			CASING RECORD			
NO.	BIT	FROM	TO	SIZE	WGT.	FROM	TO
				3.5 "	PVC	+30"	274 ft.

REMARKS:

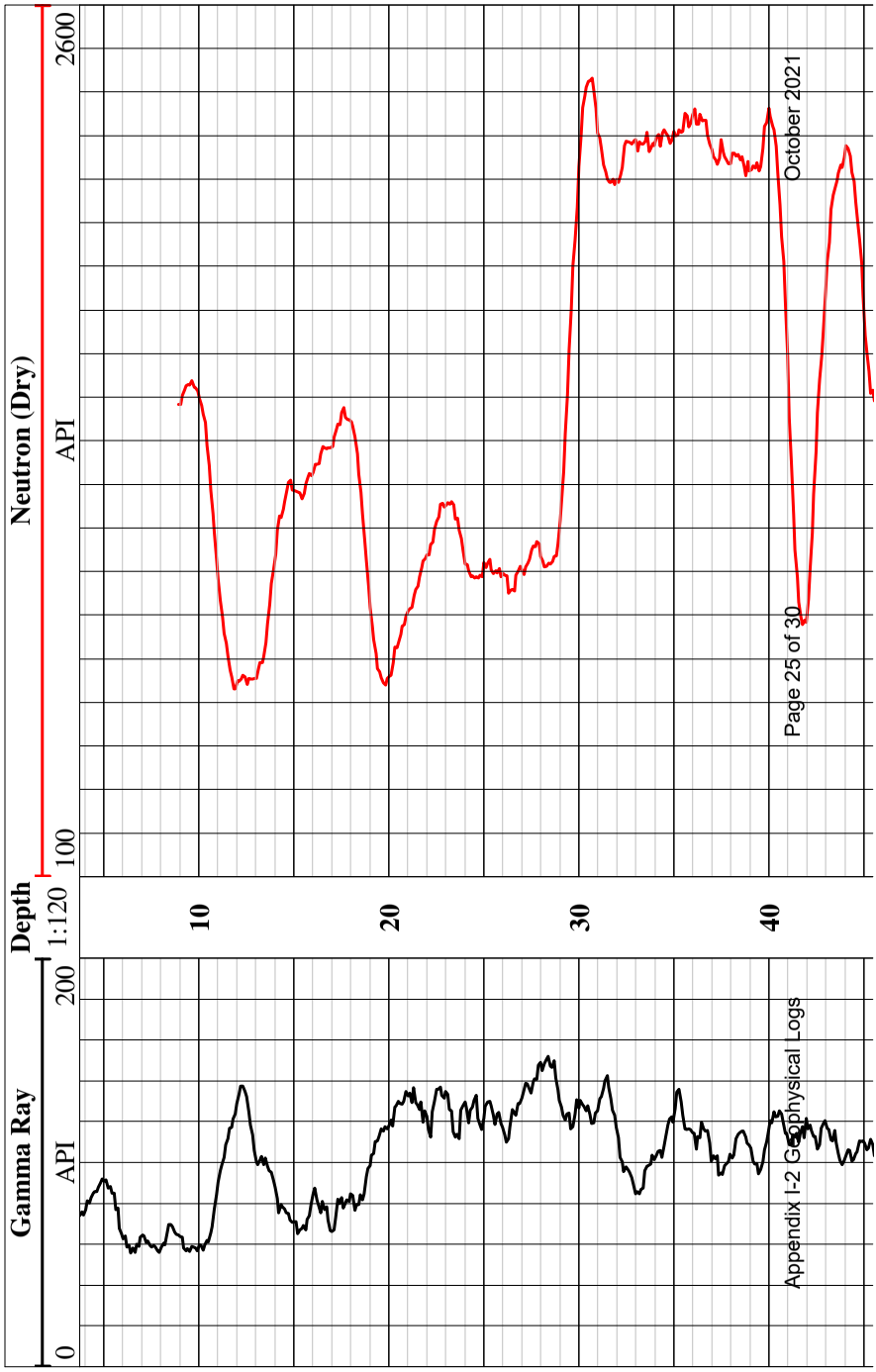

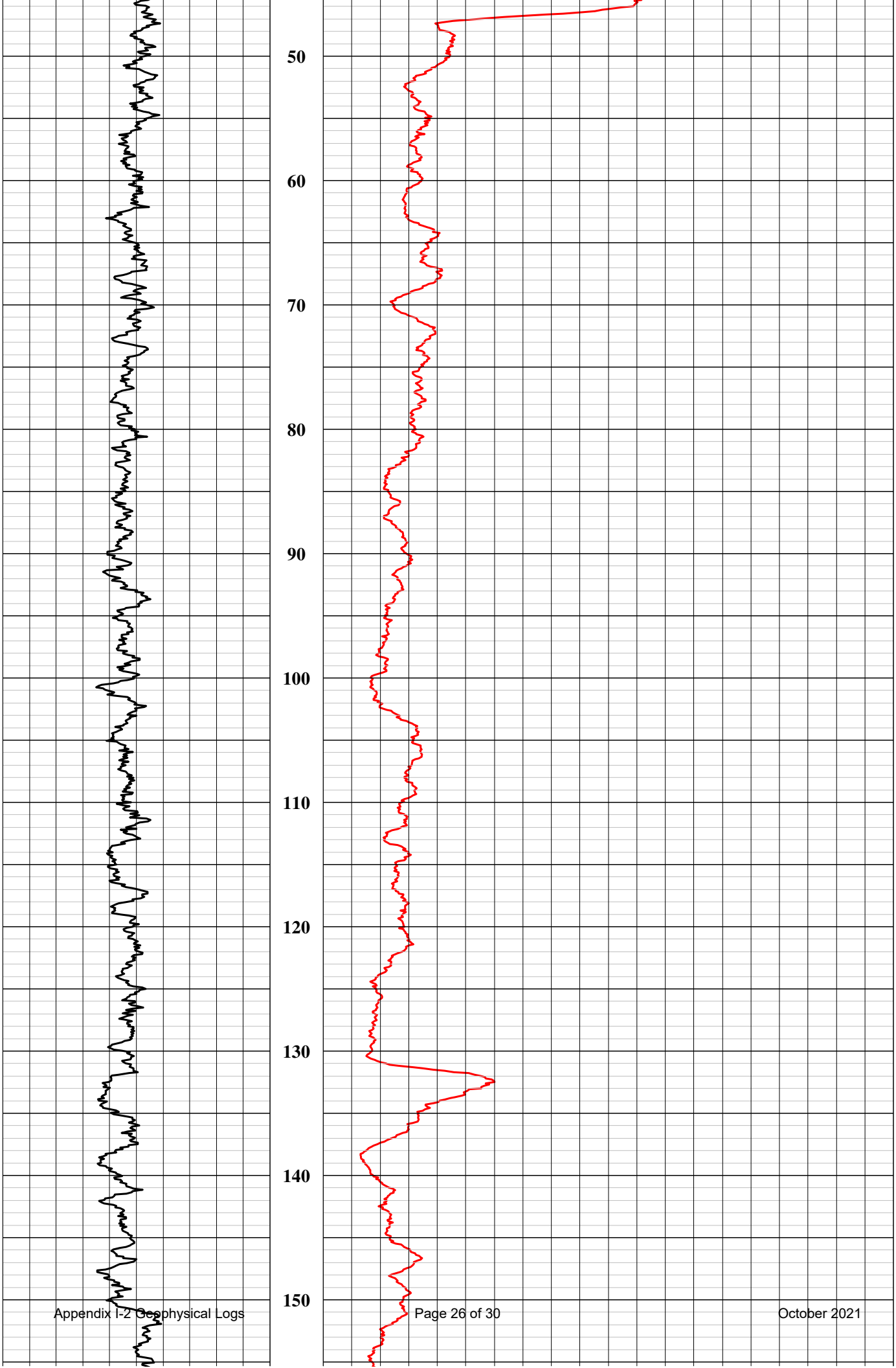
50
60
70
80
90
100
110
120
130
140
150

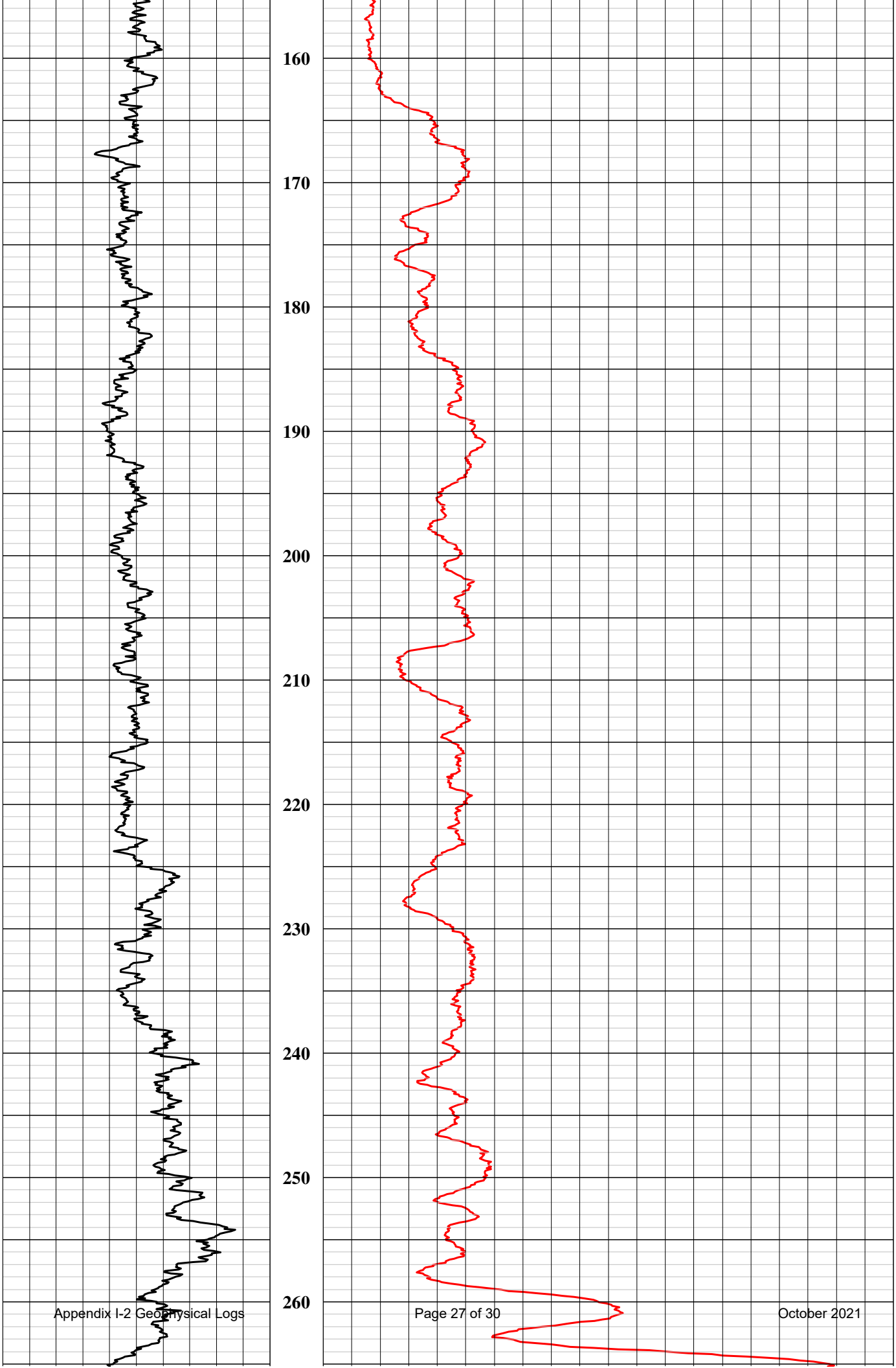
160
170
180
190
200
210
220
230
240
250
260


270
0
API
200
1:120
100
API
2600
Gamma Ray
Depth
Neutron (Dry)

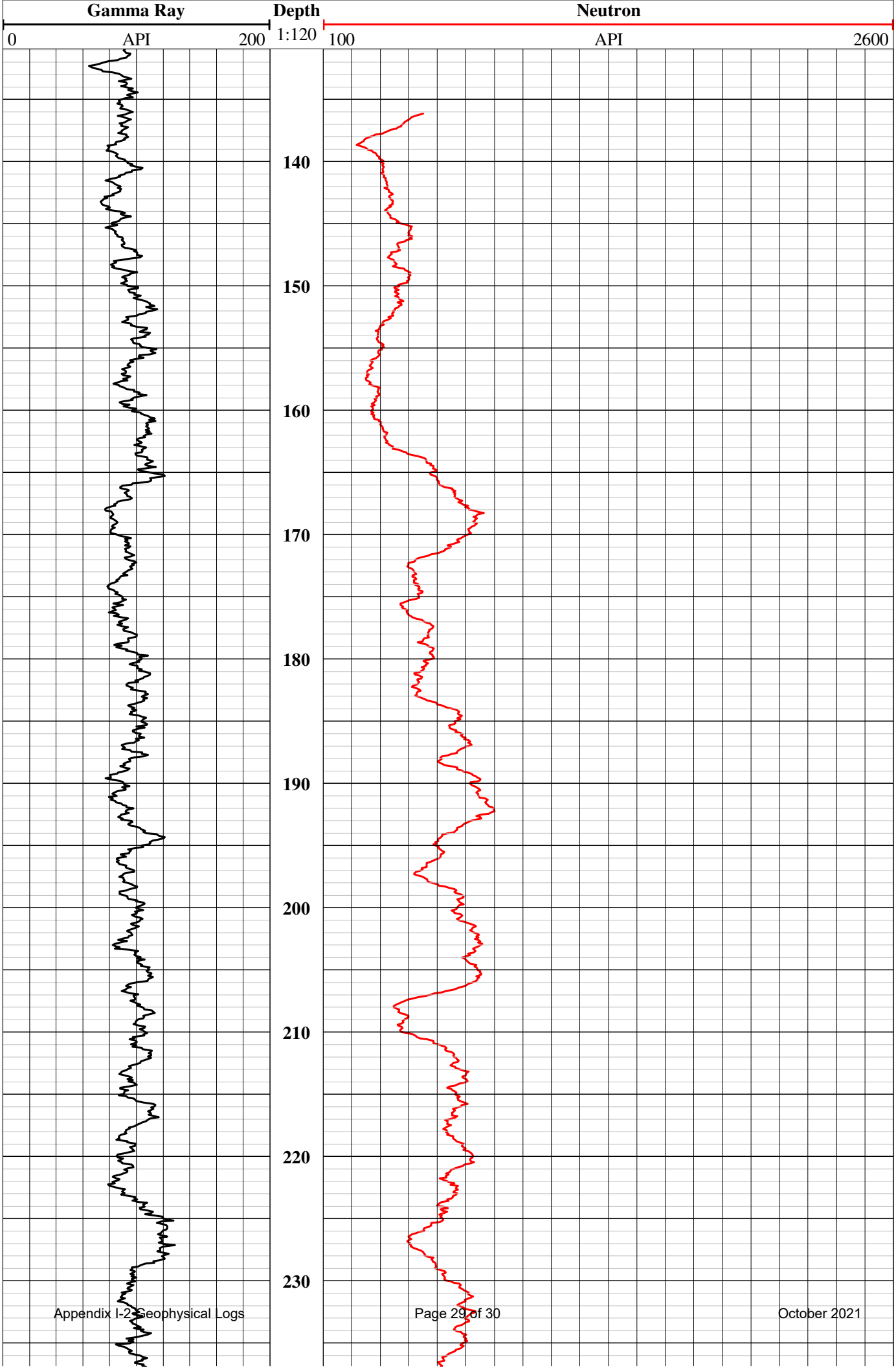
Gamma Ray
0
API
200
Depth
1:120
Neutron
100
API
2600
140
150
160
170
180
190
200
210
220
230

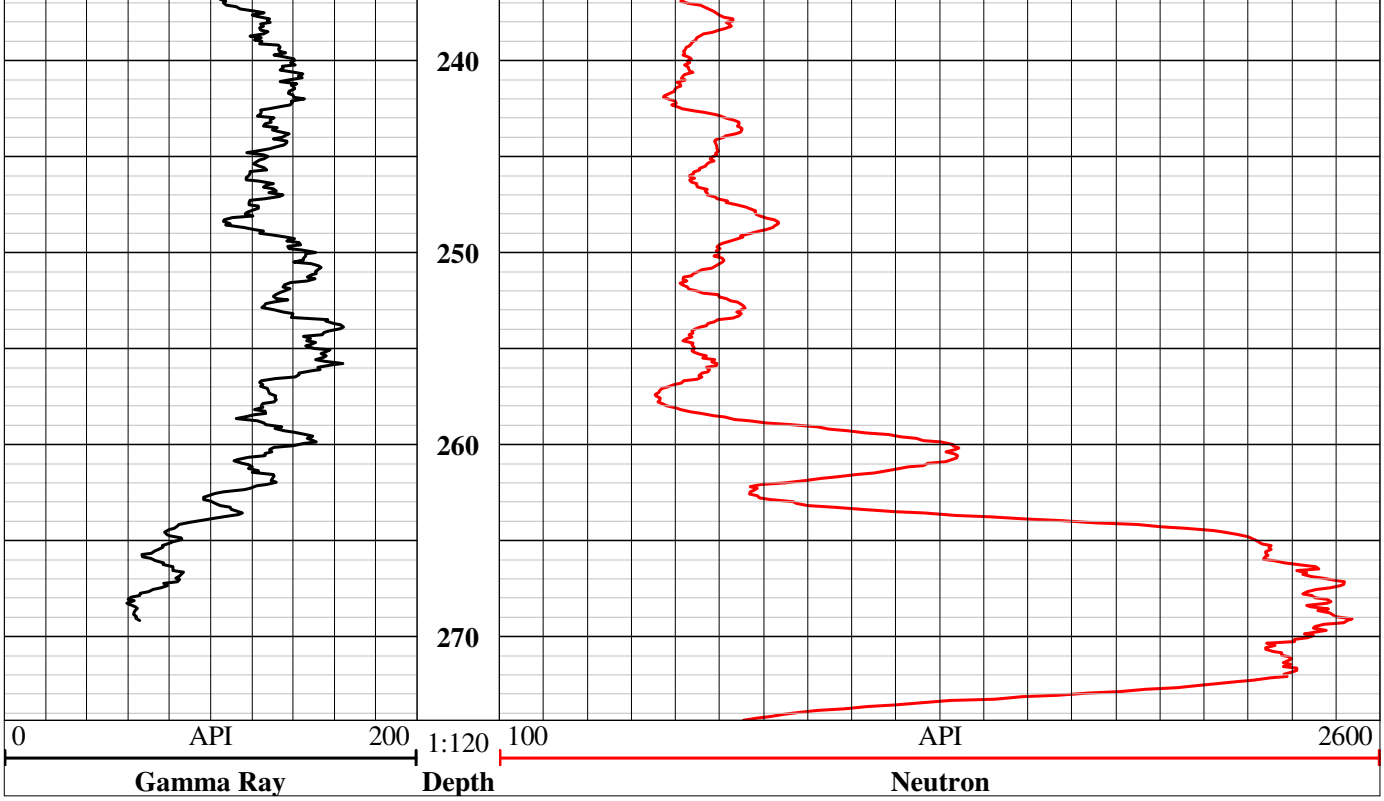
240
250
260
270
0
API
200
1:120
100
API
2600
Gamma Ray
Depth
Neutron

APPENDIX I-3

LOGGING REPORT

JET WEST
GEOPHYSICAL SERVICES
P. O. Box 3522, Farmington, NM 87499 Ph: (505) 325-8531
Email: jwgs@live.com Web: www.jetwestgeophysical.com

GEOPHYSICAL LOGGING
at
Kirtland Air Force Base

Monitoring Wells:
KAFB-106S10 and KAFB-106V
Logged on 12-23-2020

Report Submitted by

Tom Staatz and Mick Peterson

June 16, 2021

Geophysical Logs Acquired by

Al Henderson

Contents

Scope of Services 1

Log Interpretation - Discussion 1

Borehole Logs – General 1

Lithologic Interpretation 2

Method for Lithologic Log Interpretation 2

Method for Well Completion Interpretation 2

Well: KAFB-106V3 3

Annular Material 3

Lithologic Plot 4

Well: KAFB-106S10 5

Annular Material 5

Lithologic Plot 6

Appendix A – Logging Tools Used and How They Work 7

Induction Logs 7

Uses and Conditions 7

Gamma Ray 7

Uses, and Conditions 7

Neutron 8

Uses and Conditions 8

Appendix B - Log Responses 9

General Responses 9

Specific Log Responses: 9

Clays 9

Silts 9

Sands 9

Gravels 9

Saturation – Fluid Level 10

Casing 10

Well Construction 10

Scope of Services

In December of 2020, Jet West Geophysical Services, LLC (JWGS) was sub-contracted by EA Engineering, Science, and Technology, Inc., PBC (EA), to perform geophysical logging on monitor wells: KAFB-106S10 and KAFB-106V3. Gamma Ray, Induction, and Neutron logs were run to identify lithology and confirm completion methods and materials.

The wells were completed with 3" and 4" PVC pipe surrounded by annular fill material. The 3" polyvinyl chloride (PVC) was in a 10" nested borehole well, while the 4" PVC was in a 12" nested borehole well. Annular fill material consisted of neat portland cement, high solids bentonite grout, hydrated uncoated bentonite chips and 10/20 silica sand.

Log Interpretation - Discussion

Borehole Logs – General

Since geophysical logs measure both physical and chemical properties they can be influenced by the composition or volume of the casing, screen and annular fill material, i.e., in the same lithology log response can appear different in a gauge hole opposed to a washed-out area due to the addition of these materials. The casing and screen can also attenuate certain log responses.

Since no open hole logs were run as a baseline it is harder to discern the contribution from either lithology or completion materials from these logs alone. However, detailed well completion documentation and core lithology were provided by EA. This information was instrumental for delineation of lithology and well completion effects.

The Neutron and Gamma Ray logs were most indicative of well completion effects. The Induction logs showed little effect from the well completion and were the basis for determining lithology.

Notes:

- The deep and medium Induction measurements read beyond the casing effects.
- In dry conditions, the Neutron ***may*** read beyond the annular material. A comparison to the Dual Induction and the borehole description is needed to confirm the Neutron reading.

For a more in-depth description see: Appendix A: Logging Tools Used and How they work and Appendix B: Theoretical Log Responses.

Lithologic Interpretation

The EA boring descriptions listed clay, silt, sand, and gravel; a sedimentary sequence based on grain size. The geophysical logs measured properties not always visible on a boring log, adding to the interpretations.

Method for Lithologic Log Interpretation

The Dual Induction log confirmed the lithologic layers. The Induction Conductivity which is inversely related to the Induction Resistivity can be used to pick out detail in the clay and silt areas while the Induction Resistivity log can be used for details in the sands.

Method for Well Completion Interpretation

The Neutron and Gamma Ray logs confirm the well completion materials and the intervals they were placed at. When viewed together the curves will appear symmetrical. The Gamma Ray reads lower in a sand-pack area and the Neutron will read higher. Conversely in an area with a bentonite seal the Gamma Ray will read high and the Neutron will read low. Interfaces with cement and bentonite grout are also distinguishable compared to bentonite seals.

Well: KAFB-106V3

Annular Material

Below is a plot of the Neutron and the Gamma Ray logs referenced to the well completion descriptions.

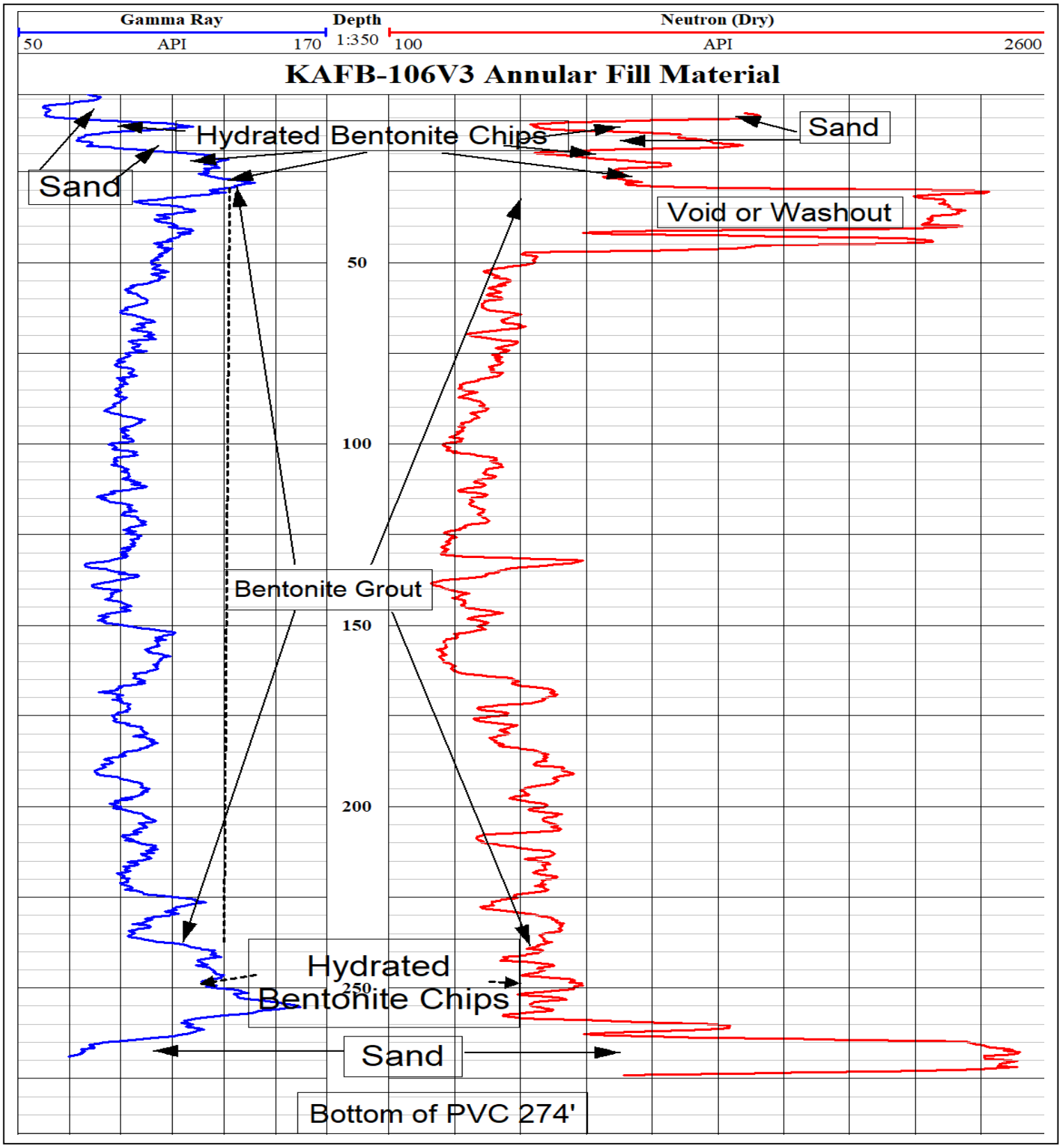

Lithologic Plot

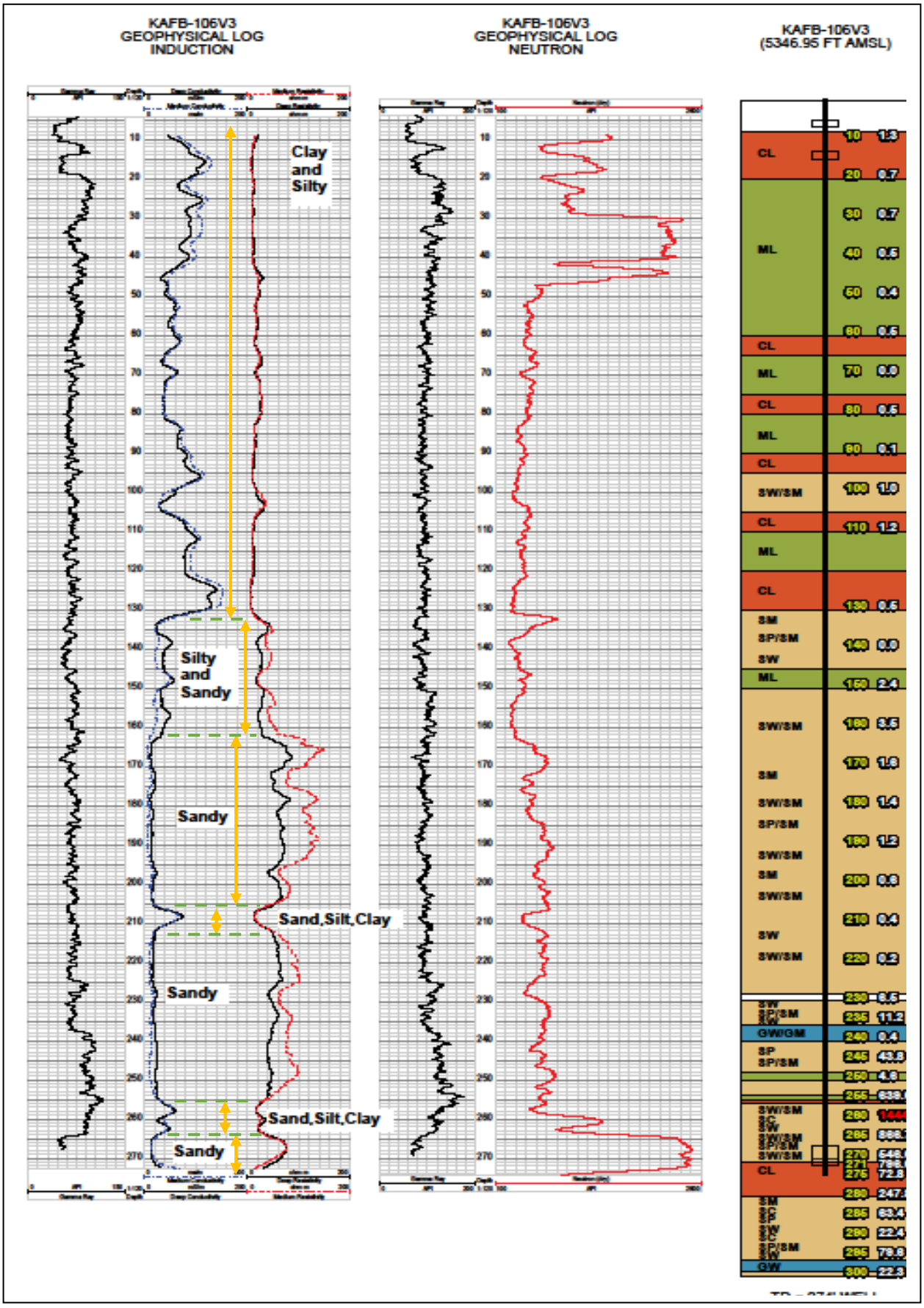

KAFB-106V3

LITHOLOGIC DESCRIPTION

0 – 133 feet
Clay & Silty

133 – 163 feet
Silty & Sandy

163 – 206 feet
Sandy

206 – 211 feet
Silty ~ clay

211 – 255 feet
Sandy

255 – 265 feet
Sand with Silt & Clay

265 – 272 feet
Sandy

Well: KAFB-106S10

Annular Material

Below is a plot of the Neutron and the Gamma Ray logs referenced to the well completion descriptions.

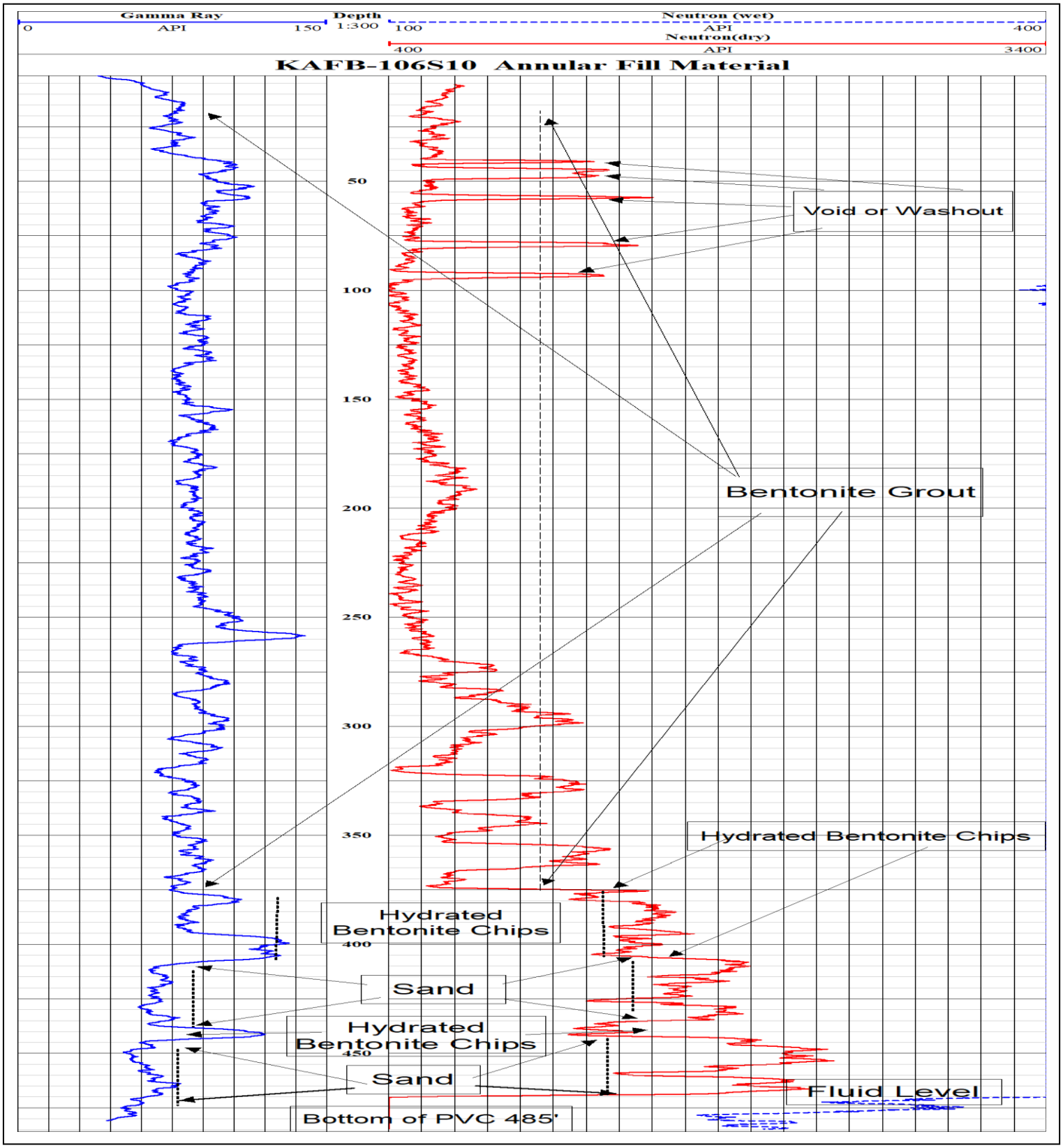

Lithologic Plot



KAFB-106S10

LITHOLOGIC DESCRIPTION

0 – 112 feet
Clayey and Silty

112 – 136 feet
Clay

136 – 177 feet
Silty

177 – 198 feet
Sandy (High Resistivity)

198 – 244 feet
Silty

244 – 257 feet
Clayey and Silty

257 – 277 feet
Silty maybe Clay

277 – 283 feet
Clayey

283 – 318 feet
Sand and Gravel

318 – 323 feet
Silty maybe some Clay

323 – 333 feet
Sandy maybe some Gravel

333 – 343 feet
Clayey

343 – 375 feet
Sand some Silt

375 – 480 feet
Mostly Sandy

Appendix A – Logging Tools Used and How They Work

Induction Logs

The Induction measurement is made by using a magnetic field to induce electric currents in the material being surveyed. Because the magnitudes of these electric currents are proportional to the conductivity of the media being measured, the magnetic field generated by this induced electric current can be measured and quantified. The material measured resembles a “toroid”, a donut shaped volume encircling the borehole, which helps to diminish the effects of the borehole and completion material. The depth of investigation is dependent on coil spacing. The medium reading has an 18-inch spacing and the deep is 33 inches. Vertical resolution can vary depending on the conductivity of the material. The medium induction has a higher vertical resolution, than the deep induction. Since the measurement is obtained electromagnetically, it can read through non-conductive (PVC or fiberglass) casing, and above fluid level. Output is in conductivity units of millimhos (or Siemens). A secondary resistivity log is derived by taking 1000 and dividing it by the conductivity values (resistivity = 1000/conductivity), and output in units of ohm-meters.

Lower resistivity values represent clays and fine-grained material, while the higher resistivities are indicative of coarser grained sands, or gravels.

Uses and Conditions

- Primary lithologic log
- Reads through PVC Casing
- Can be run above and below fluid level
- Reads out beyond well bore completion effects

Gamma Ray

The Gamma Ray log (also known as a Natural Gamma, or Gamma log) provides a measurement, recorded in American Petroleum Institute (API) units, which is proportional to the natural radioactivity of the formation. The depth of investigation for the gamma log is generally just a few inches in a completed well.

Uses, and Conditions

- Measures the completion effects such as bentonite seals, sand-pack and grout
- Can be run above and below fluid level
- Can be run in cased holes
- Correlation with neutron for well completion documentation

Neutron

Neutron logs measure the hydrogen concentration in a formation also recorded in API units. Higher API units equate to dryer zones, while lower API units represent wetter areas.

The Neutron is affected by chemically bound hydrogen (water) in the well completion material such as clay. Lower neutron count rates are associated with higher clay content, such as bentonite. Sand usually lies between a clay, (low counts), and voids (higher counts).

Uses and Conditions

- Strong indicator of fluid level
- Can be run above and below water
- Can be run in cased holes
- Great for showing bentonite and sand differences
- Correlates with Gamma Ray for well completion documentation
- Can help on vertical resolution of Induction logs, (after well completion is taken into effect
- Excellent for showing void spaces

Appendix B - Log Responses

General Responses

The Gamma Ray measures naturally occurring radioactivity. Higher API unit counts tend to be in clays, i.e., bentonite. Coarse-grained materials tend to have lower API unit count rates such as in sands. The Gamma Ray was used to delineate clay from sand.

The Neutron measures hydrogen content which can be interpreted as wetter or dryer material. Higher counts are dryer (to the right) while lower counts are wetter. (This is assuming no gas or oil is present in large amounts). Borehole sizes, clay or fluid in the well and formation are factors affecting the Neutron log. The Neutron is also used to indicate the water level in a well.

The Induction log measures conductivity. More conductive zones (clays) have a higher reading. A derived Induction Resistivity log reads inverse of the Conductivity log. Both the conductivity and resistivity logs are presented and are both referred to as Induction logs. The Induction Resistivity log is used to show more resistive layers (sand) from less resistant layers (clay).

These logs can be used in conjunction with each other to help delineate lithologies from well completion materials.

Specific Log Responses:

Clays

Clays tend to be characterized by low Induction Resistivities and high Induction Conductivities. Occasional confirmation by lower Neutron counts, (after well completion is taken in effect), and in agreement with the induction.

Silts

Silts are the gradations between the clays and the sands. The silts have readings between the sand and clay readings.

Sands

Sands are characterized by higher Induction Resistivities and lower Induction Conductivities. The Neutron are higher in a sand than clay, (after well completion is taken in effect).

Gravels

Gravels are characterized by even lower Gamma Rays, and higher Induction Resistivities than the other lithologies. The Neutron will read higher in a gravel than other sedimentary lithologies, (This is relative in unsaturated and saturate areas).

Saturation – Fluid Level

The Neutron counts show significantly lower counts below fluid level.
The Gamma Ray is minimally affected by borehole saturation. The Induction Resistivity may decrease in saturated sand.

Casing

In PVC casing, the Gamma Ray and Induction response is not affected. The neutron response can be attenuated by approximately 30%.

Well Construction

Well completion can affect the Gamma Ray and Neutron logs considerably. Things like the amount, type and volume of annular fill material can have an effect. As does gauge holes, washouts or sloughed in areas. The casing and screen can also affect some log responses.

The Gamma Ray is a good indicator of well construction. Low counts can represent a sand pack behind screen. Higher counts can indicate a bentonite seal.

The Neutron is used for indicating fluid level and the level of moisture in some well completions. Generally lower counts are wetter and higher counts represent dryer. Well completion materials and annulus size behind casing can affect the Neutron reading. The Neutron can be used to confirm well completion.

The Induction Logs, (if not shorted out due to metal), will measure past, and not measure the completion effects.

APPENDIX J

WELL SURVEYS

WELL KAFB-106252

SCALE: 1" = 30'

WELL KAFB-106248

SCALE: 1" = 30'

WELLS KAFB-106V3, 106S10

SCALE: 1" = 30'

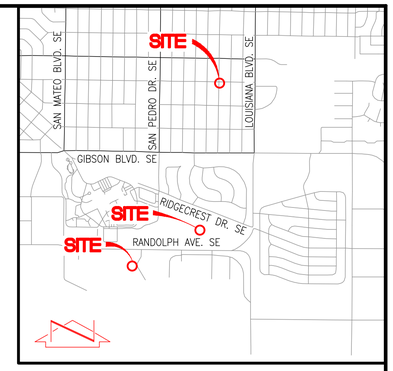

VICINITY MAP

NOT TO SCALE

M-18

SCALE: 1" = 30'

30 0 60

15 30

COORDINATE TABLE

POINT NO.	NORTHING-GRID	EASTING-GRID	ELEVATION	DESCRIPTION	LATITUDE-NORTH	LONGITUDE-WEST	Y-METER	X-METER	Z-METER
	1476630.47	1544945.86	5337.43	G-2(Project Benchmark)	35°03'29.55211"	106°34'08.48412"	450077.868	470900.438	1626.849

	POINT NO.	NORTHING-GRID	EASTING-GRID	ELEVATION	DESCRIPTION	LATITUDE-NORTH	LONGITUDE-WEST	Y-METER	X-METER	Z-METER
WELL KAFB-106S10	KAFB106S10_01 (443)	1473425.22	1541736.24	5348.41	TOC(CASING)DEEPEST WELL	35°02'57.74426"	-106°34'46.96683"	449100.905	469922.145	1630.197
	KAFB106S10_02 (409)	1473424.81	1541736.29	5348.43	TOC(CASING)SHALLOWEST DRY WELL	35°02'57.74019"	-106°34'46.96616"	449100.78	469922.161	1630.206
	KAFB106S10_03	1473425.33	1541736.30	5348.73	TOPC(LID)	35°02'57.74533"	-106°34'46.96603"	449100.938	469922.165	1630.295
	KAFB106S10_04	1473426.75	1541736.31	5345.70	TCP(TOP OF CONCRETE)	35°02'57.75942"	-106°34'46.96599"	449101.372	469922.168	1629.372
WELL KAFB-106V3	KAFB106V3_01	1473458.90	1541614.26	5344.01	TCP(TOP OF CONCRETE)	35°02'58.07337"	-106°34'48.43529"	449111.169	469884.967	1628.858
	KAFB106V3_02	1473457.43	1541614.34	5346.95	TOPC(LID)	35°02'58.05885"	-106°34'48.43435"	449110.722	469884.99	1629.753
	KAFB106V3_03 (15)	1473457.26	1541614.37	5346.68	TOC(CASING)INTERMEDIATE SCREEN	35°02'58.05723"	-106°34'48.43395"	449110.672	469885	1629.671
	KAFB106V3_04 (272)	1473457.08	1541614.17	5346.49	TOC(CASING)DEEP SCREEN	35°02'58.05537"	-106°34'48.43634"	449110.615	469884.939	1629.613
	KAFB106V3_05 (7)	1473457.02	1541614.54	5346.56	TOC(CASING)SHALLOWEST SCREEN	35°02'58.05479"	-106°34'48.43184"	449110.597	469885.053	1629.635
WELL KAFB-106248	KAFB106248_01	1474499.25	1543533.27	5353.31	TCP(TOP OF CONCRETE)	35°03'08.42617"	-106°34'25.39367"	449428.269	470469.881	1631.718
	KAFB106248_02	1474498.50	1543532.97	5356.34	TOPC(LID)	35°03'08.41875"	-106°34'25.39721"	449428.041	470469.790	1632.640
	KAFB106248_03	1474498.40	1543532.86	5355.97	TOC(CASING)DEEPEST WELL	35°03'08.41773"	-106°34'25.39860"	449428.010	470469.755	1632.522
	KAFB106248_04	1474497.99	1543532.67	5355.98	TOC(CASING)SHALLOWEST WELL	35°03'08.41376"	-106°34'25.40085"	449427.887	470469.698	1632.543
WELL KAFB-106252	KAFB106252_01	1478563.06	1544053.02	5325.57	TCP(TOP OF CONCRETE)	35°03'48.63986"	-106°34'19.29955"	450666.922	470628.302	1623.237
	KAFB106252_02	1478562.32	1544052.96	5325.57	TOPC(LID)	35°03'48.63253"	-106°34'19.30024"	450666.696	470628.284	1623.235
	KAFB106252_03 (425)	1478561.98	1544052.73	5324.75	TOC(CASING)DEEPEST WELL	35°03'48.62920"	-106°34'19.30303"	450666.594	470628.213	1622.988
	KAFB106252_04 (390)	1478561.63	1544052.94	5324.91	TOC(CASING)SHALLOWEST DRY WELL	35°03'48.62572"	-106°34'19.30042"	450666.487	470628.278	1623.036
	KAFB106252_05 (515)	1478561.66	1544052.54	5325.05	TOC(CASING)2-IN. PIEZOMETER	35°03'48.62596"	-106°34'19.30529"	450666.494	470628.155	1623.08

GENERAL NOTES

1. AN UNCLASSIFIED SURVEY FOR WELL LOCATIONS (KAFB-106S10, KAFB-106V1, KAFB-106252) WAS PERFORMED ON MARCH 15, 2021. WELL LOCATION (KAFB-106248) WAS PERFORMED ON MARCH 25, 2021 THIS IS NOT A BOUNDARY SURVEY OR A RIGHT-OF-WAY SURVEY.
2. WELL LOCATIONS ARE NAD 83 GRID COORDINATES (NEW MEXICO CENTRAL 3002). ELEVATIONS ARE NAVD 88 VERTICAL DATUM.
3. SITE LOCATED WITHIN SECTION 36, TOWNSHIP 10 NORTH, RANGE 3 EAST N.M.P.M.
4. THE PHOTOBASED IMAGE, DEPICTED ON THIS SURVEY, WAS IMPORTED FROM BERNCO.GOV AND MRCOG. THIS PHOTOBASE IMAGE IS SHOWN TO PROVIDE A GENERAL SITE ORIENTATION AND MAY NOT REFLECT THE CURRENT SITE CONDITIONS.
5. THE PURPOSE OF THIS SURVEY IS TO ESTABLISH NEW MEXICO STATE PLANE GRID COORDINATES AND ELEVATIONS FOR THE LOCATIONS OF THE EA ENGINEERING, SCIENCE AND TECHNOLOGY, INC. MONITORING AND EXTRACTION WELLS.

CONTROL SURVEY NOTE

A CONTROL SURVEY WAS CONDUCTED AT THE SITE ON APRIL 17, 2008 AND VERIFIED ON MARCH 15, 2021. CONTROL WAS PROJECTED ONTO THE SUBJECT SITE UTILIZING RTK GPS OBSERVATIONS COMBINED WITH GEOID 12B (CONUS) TO ESTABLISH HORIZONTAL AND VERTICAL POSITIONS BASED UPON NAD83/NAVD 88 DATUM. THE POINTS OBSERVED HAVE BEEN QUALITY CONTROLLED FOR RELATIVE ACCURACY. AN NMSHC BENCHMARK (G-2) IN THE VICINITY OF THE PROJECT WAS OBSERVED IN ORDER TO PROVIDE REFERENCE TIES TO THE SITE. THE COORDINATES LISTED BELOW ARE GRID COORDINATES:

LATITUDE: N35°03'29.55211", LONGITUDE: W106°34'08.48412", ELLIPSOID HEIGHT 1605.871 METERS.

ELEVATIONS SHOWN HAVE BEEN QUALITY CONTROLLED BASED UPON USGS PROVISIONAL CONTROL DATA BY PERFORMANCE OF A CLOSED SPIRIT LEVEL LOOPS BETWEEN EXISTING KAFB WELLS.

PROJECT BENCHMARK: G-2

AN NMSHC CONTROL MONUMENT BRASS CAP SET IN CONCRETE STAMPED "STA. G-2". THE STATION IS LOCATED IN THE CENTER OF THE WESTERN ISLAND OF THE INTERSECTION OF GIBSON BLVD S.E. AND LOUISIANA BLVD S.E.
ELEVATION = 5337.43 FEET (NAVD 1988)

SURVEYORS CERTIFICATION

I, JOSEPH M. SOLOMON, JR., NEW MEXICO PROFESSIONAL SURVEYOR NO. 15075, DO HEREBY CERTIFY; THAT THIS UNCLASSIFIED SURVEY AND THE ACTUAL SURVEY ON THE GROUND UPON WHICH IT IS BASED WERE PERFORMED BY ME OR UNDER MY DIRECT SUPERVISION; THAT THIS SURVEY MEETS THE MINIMUM STANDARDS FOR SURVEYING IN NEW MEXICO, AND THAT IT IS TRUE AND CORRECT TO THE BEST OF MY KNOWLEDGE AND BELIEF.

JOSEPH M. SOLOMON, JR., NMPS 15075

JOSEPH M. SOLOMON, JR. NEW MEXICO 15075 REGISTERED PROFESSIONAL SURVEYOR

April 5, 2021

DATE

HIGH MESA Consulting Group
Engineers, Surveyors & Scientists, Utility Consultants
6010-B Midway Park Blvd. NE • Albuquerque, New Mexico 87109
Phone: 505.345.4250 • Fax: 505.345.4254 • www.highmesacg.com

UNCLASSIFIED SURVEY - WELL LOCATION SURVEY

EA ENGINEERING KAFB WELLS

SURVEYED BY M.V.Z.
DRAWN BY E.E.S.
APPROVED BY J.M.S.

NO.	DATE	BY	REVISIONS
1	4/2/21	J.M.S.	ADD WELL NUMBER KAFB-106248 TO DRAWING

JOB NO. 2021.014.1

DATE 03-2021

SHEET 1 OF 2

File Name: P:\data\2021\2021.014.1\SUR\REV1\02\2141_WELL_SURVEY2021_March_19-R1.dwg - HMCG-D Plot Date: 4/5/21 Plot Time: 12:30

SCALE: 1" = 30'

30 0 60

15 30

GENERAL NOTES

1. AN UNCLASSIFIED SURVEY FOR WELL LOCATIONS (KAFB-106029, KAFB-106030, KAFB-106031) WAS PERFORMED ON MARCH 15, 2021. THIS IS NOT A BOUNDARY SURVEY OR A RIGHT-OF-WAY SURVEY.
2. WELL LOCATIONS ARE NAD 83 GRID COORDINATES (NEW MEXICO CENTRAL 3002). ELEVATIONS ARE NAVD 88 VERTICAL DATUM.
3. SITE LOCATED WITHIN SECTION 36, TOWNSHIP 10 NORTH, RANGE 3 EAST N.M.P.M.
4. THE PHOTOBASED IMAGE, DEPICTED ON THIS SURVEY, WAS IMPORTED FROM BERNCO.GOV AND MRCOG. THIS PHOTOBASE IMAGE IS SHOWN TO PROVIDE A GENERAL SITE ORIENTATION AND MAY NOT REFLECT THE CURRENT SITE CONDITIONS.
5. THE PURPOSE OF THIS SURVEY IS TO ESTABLISH NEW MEXICO STATE PLANE GRID COORDINATES AND ELEVATIONS FOR THE LOCATIONS OF THE SUNDANCE CONSULTING, INC. MONITORING AND EXTRACTION WELLS.

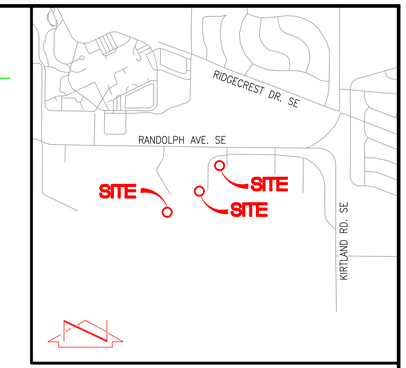

VICINITY MAP M-18
NOT TO SCALE

WELL KAFB-106249
SCALE: 1" = 30'

WELL KAFB-106250
SCALE: 1" = 30'

WELL KAFB-106251
SCALE: 1" = 30'

CONTROL SURVEY NOTE

A CONTROL SURVEY WAS CONDUCTED AT THE SITE ON APRIL 17, 2008 AND VERIFIED ON MARCH 15, 2021. CONTROL WAS PROJECTED ONTO THE SUBJECT SITE UTILIZING RTK GPS OBSERVATIONS COMBINED WITH GEOID 12B (CONUS) TO ESTABLISH HORIZONTAL AND VERTICAL POSITIONS BASED UPON NAD83/NAVD 88 DATUM. THE POINTS OBSERVED HAVE BEEN QUALITY CONTROLLED FOR RELATIVE ACCURACY. AN NMSHC BENCHMARK (G-2) IN THE VICINITY OF THE PROJECT WAS OBSERVED IN ORDER TO PROVIDE REFERENCE TIES TO THE SITE. THE COORDINATES LISTED BELOW ARE GRID COORDINATES:

LATITUDE: N35°03'29.55211", LONGITUDE: W106°34'08.48412", ELLIPSOID HEIGHT 1605.871 METERS.

ELEVATIONS SHOWN HAVE BEEN QUALITY CONTROLLED BASED UPON USGS PROVISIONAL CONTROL DATA BY PERFORMANCE OF A CLOSED SPIRIT LEVEL LOOPS BETWEEN EXISTING KAFB WELLS.

PROJECT BENCHMARK: G-2

AN NMSHC CONTROL MONUMENT BRASS CAP SET IN CONCRETE STAMPED "STA. G-2". THE STATION IS LOCATED IN THE CENTER OF THE WESTERN ISLAND OF THE INTERSECTION OF GIBSON BLVD S.E. AND LOUISIANA BLVD S.E.
ELEVATION = 5337.43 FEET (NAVD 1988)

COORDINATE TABLE

POINT NO.	NORTHING-GRID	EASTING-GRID	ELEVATION	DESCRIPTION	LATITUDE-NORTH	LONGITUDE-WEST	Y-METER	X-METER	Z-METER
	1476630.47	1544945.86	5337.43	G-2(Project Benchmark)	35°03'29.55211"	106°34'08.48412"	450077.868	470900.438	1626.849

	POINT NO.	NORTHING-GRID	EASTING-GRID	ELEVATION	DESCRIPTION	LATITUDE-NORTH	LONGITUDE-WEST	Y-METER	X-METER	Z-METER	
WELL KAFB-106249	KAFB106249_01	1473605.99	1542864.63	5353.24	TCP (TOP OF CONCRETE)	35°02'59.56906"	-106°34'33.40141"	449156.005	470266.079	1631.670	
	KAFB106249_02	1473604.18	1542864.62	5353.27	TOPC (LID)	35°02'59.55111"	-106°34'33.40143"	449155.452	470266.077	1631.679	
	KAFB106249_03	1473603.56	1542864.41	5352.67	TOC (CASING) DEPTH 491.75	35°02'59.54497"	-106°34'33.40395"	449155.263	470266.012	1631.498	
	KAFB106249_04	1473603.71	1542864.91	5352.59	TOC (CASING) CONTINGENCY	35°02'59.54643"	-106°34'33.39798"	449155.308	470266.163	1631.473	1
WELL KAFB-106250	KAFB106250_01	1473157.32	1542510.00	5349.60	TCP (TOP OF CONCRETE)	35°02'55.11952"	-106°34'37.64929"	449019.249	470157.988	1630.562	
	KAFB106250_02	1473154.90	1542509.92	5349.55	TOPC (LID)	35°02'55.09561"	-106°34'37.65019"	449018.512	470157.963	1630.546	
	KAFB106250_03	1473154.15	1542509.94	5349.13	TOC (CASING) DEPTH 489.8	35°02'55.08819"	-106°34'37.64988"	449018.283	470157.970	1630.419	
	KAFB106250_05	1473154.64	1542509.81	5349.12	TOC (CASING) CONTINGENCY	35°02'55.09299"	-106°34'37.65147"	449018.431	470157.930	1630.416	1
WELL KAFB-106251	KAFB106251_01	1472784.14	1541930.93	5347.84	TOC (CASING) DEPTH 489.2	35°02'51.40942"	-106°34'44.59960"	448905.504	469981.487	1630.023	
	KAFB106251_02	1472784.57	1541930.92	5348.06	TOPC (LID)	35°02'51.41366"	-106°34'44.59967"	448905.635	469981.486	1630.090	
	KAFB106251_03	1472786.24	1541931.06	5345.06	TCP (TOP OF CONCRETE)	35°02'51.43016"	-106°34'44.59806"	448906.143	469981.528	1629.179	
	KAFB106251_04	1472784.41	1541930.59	5347.81	TOC (CASING) CONTINGENCY	35°02'51.41204"	-106°34'44.60372"	448905.585	469981.383	1630.014	1

SURVEYORS CERTIFICATION

I, JOSEPH M. SOLOMON, JR., NEW MEXICO PROFESSIONAL SURVEYOR NO. 15075, DO HEREBY CERTIFY; THAT THIS UNCLASSIFIED SURVEY AND THE ACTUAL SURVEY ON THE GROUND UPON WHICH IT IS BASED WERE PERFORMED BY ME OR UNDER MY DIRECT SUPERVISION; THAT THIS SURVEY MEETS THE MINIMUM STANDARDS FOR SURVEYING IN NEW MEXICO, AND THAT IT IS TRUE AND CORRECT TO THE BEST OF MY KNOWLEDGE AND BELIEF.

JOSEPH M. SOLOMON, JR., NMPS 15075

JOSEPH M. SOLOMON, JR. NEW MEXICO 15075 REGISTERED PROFESSIONAL SURVEYOR

April 5, 2021
DATE

HIGH MESA Consulting Group
Engineers, Surveyors & Subsurface Utility Consultants
6010-B Midway Park Blvd. NE • Albuquerque, New Mexico 87109
Phone: 505.345.4250 • Fax: 505.345.4254 • www.highmesacg.com

UNCLASSIFIED SURVEY - WELL LOCATION SURVEY

SUNDANCE CONSULTING KAFB WELLS

SURVEYED BY M.V.Z.
DRAWN BY E.E.S.
APPROVED BY J.M.S.

NO.	DATE	BY	REVISIONS
1	4/2/21	J.M.S.	ADD CONTINGENCY WELL POINTS KAFB106249_04, KAFB106250_05, KAFB106251_04, AND UPDATE COORDINATE TABLE

JOB NO. 2020.042.3
DATE 03-2021
SHEET 2 OF 2

File Name: P:\data\2020\2020.042.3\SUR\REV1\20220423_WELL_SURVEY2021_March_19-R1.dwg - HMCG-D Plot Date: 4/5/21 Plot Time: 12:16

APPENDIX K

WELL DEVELOPMENT DOCUMENTATION

Day 1

FIELD RECORD OF WELL DEVELOPMENT

Project Name: Data Gaps Drilling Project		Project No: 62735DM02	Date/Time: 3-26-21
EA Personnel: J. Messenger		Development Method: Swab/Bail/Pump (SQE-450)	
Equipment Used: Professional Plus YSI (378) Hach 2100Q (4633)			Equipment Calibrated: (Y) N
Weather/Temperature/Barometric Pressure: 50s(°F); partly cloudy - cloudy 29.82 in Hg			Date/Time:

Well No.: KAFB-106248		Well Condition: NEW	
Well Diameter: 4"		Measurement Reference: TOC	
Well Volume Calculations			
A. Depth To Water (ft): 480.15		D. Well Volume/ft: 0.0873 ft²/ft = 0.653 gal/ft	
B. Total Well Depth (ft): 497.90		E. Total Well Volume (gal)[C*D]: 11.6 gal	
C. Water Column Height (ft): 17.75		F. Five Well Volumes (gal): 57.9 gal	

Parameter	Beginning (Pre-Swab)	~~1 Volume~~ Initial (Post-Swab)	1 Volumes	1.5 Volumes	2 Volumes (began pumping)	3 Volumes	4 Volumes
Time (min)	0842	0958	1048	1124	1424	1428	1432
Depth to Water (ft)	—	—	—	—	—	—	—
Purge Rate (gpm)	—	—	—	—	3 gpm	3 gpm	3 gpm
Volume Purged (gal)	—	6 gal	11 gal	18 gal	22 gal	34 gal	45 gal
pH (Δ<0.2)	7.56	7.92	8.09	8.05	8.09	7.85	7.92
Temperature (°F) (Δ<10%)	17.5	18.4	19.4	19.6	20.6	20.8	21.1
Conductivity (µmhos/cm) (Δ<10%)	420.9	403.6	393.9	395.5	410.9	393.3	390.1
Turbidity (NTU) (<10 NTU*)	overrange	overrange	overrange	overrange	overrange	636	64.2

Parameter	5 Volumes	6 Volumes	7 Volumes	8 Volumes	9 Volumes	10 Volumes ~~End~~
Time (min)	1456					
Depth to Water (ft)	—					
Purge Rate (gpm)	2 gpm					
Volume Purged (gal)	55 gal					
pH (Δ<0.2)	8.06					
Temperature (°F) (Δ<10%)	20.9					
Conductivity (µmhos/cm) (Δ<10%)	392.9					
Turbidity (NTU) (<10 NTU*)	92.4					

NOTE: NTU = Nephelometric turbidity unit.
ORP = Oxidation-reduction potential.
* = If <10 NTU is not able to be achieved, <100 NTU is acceptable
Parameter stabilization requires four consecutive readings [four consecutive differences (Δ)] to meet parameter stabilization requirements listed.

All sediment units from Imhoff Cone are ml/L, not mg/L

COMMENTS AND OBSERVATIONS: Post-swab initial ≈ 70 ~~mg/L~~ ml/L sediment; Vol #1 ≈ 15 mg/L sediment; Vol #1.5 ≈ 7.5 mg/L sediment; Vol #2 ≈ 5 mg/L; Vol #3 ≈ 3 mg/L; Vol #4 < 2 mg/L; Vol #5 < 2 mg/L sediment

*lost purge after 4 volumes; lost purge after 5 volumes

Day 2 Page 1

FIELD RECORD OF WELL DEVELOPMENT

Project Name: Data Gaps Drilling Project	Project No: 62435DM02	Date/Time: 3-27-21	
EA Personnel: J. Messenger	Development Method: Swab/Bail/Pump (SAE-452)		
Equipment Used: Rif. Plus YSI (378); HACH 2100Q (4633)	Equipment Calibrated: Y/N		
Weather/Temperature/Barometric Pressure: low 60s (°F); mostly sunny; breezy 29.86 inHg	Date/Time:		

Well No.: KAFB-106248	Well Condition: NEW
Well Diameter: 4"	Measurement Reference: TOC

Well Volume Calculations

A. Depth To Water (ft): 480.27	D. Well Volume/ft: 0.0873 ft³/ft = 0.653 gal/ft
B. Total Well Depth (ft): 497.90	E. Total Well Volume (gal)[C*D]: 11.5 gal
C. Water Column Height (ft): 17.63	F. Five Well Volumes (gal): 57.6 gal

Parameter	Beginning (SWAB)	1 Volume	2 Volumes	~~3 Volumes~~ Initial 2 (SWAB)	3 ~~4~~ Volumes	4 ~~5~~ Volumes	5 Volumes
Time (min)	0920	0940	0956	1110	1121	1134	1143
Depth to Water (ft)	–	–	–	–	–	–	–
Purge Rate (gpm)	–	–	–	–	–	–	–
Volume Purged (gal)	Initial (2 gal)	13 gal	24 gal	Initial (2)	~~40~~ 36	48 gal	60 gal
pH (Δ<0.2)	8.17	7.96	8.09	8.20	7.97	7.79	~~7.79~~ 7.88
Temperature (°F) (Δ<10%)	17.2	17.0	16.8	17.9	18.7	18.6	18.4
Sp. Conductivity (µmhos/cm) (Δ<10%)	386.3	384.1	386.5	382.6	383.4	381.2	383.7
Turbidity (NTU) (<10 NTU*)	over range	over range	over range	over range	over range	over range	over range

Parameter	~~6 Volumes~~ Initial 3 (SWAB)	6 ~~7~~ Volumes	~~7~~ 8 Volumes Initial 4	7 ~~8~~ Volumes	8 ~~10~~ Volumes	9 ~~Volumes End~~
Time (min)	1220	1245	1327	1336	1346	1357
Depth to Water (ft)	–	–	–	–	–	–
Purge Rate (gpm)	–	–	–	–	–	–
Volume Purged (gal)	62	72 gal	Initial (2)	89 gal	100 gal	110 gal
pH (Δ<0.2)	7.86	8.01	8.05	7.97	7.93	7.89
Temperature (°F) (Δ<10%)	18.7	18.7	19.1	19.3	19.0	18.9
Sp. Conductivity (µmhos/cm) (Δ<10%)	353.5	366.9	375.8	379.6	378.2	377.3
Turbidity (NTU) (<10 NTU*)	over range	over range	over range	over range	over range	over range

NOTE: NTU = Nephelometric turbidity unit.
ORP = Oxidation-reduction potential.
* = If <10 NTU is not able to be achieved, <100 NTU is acceptable
Parameter stabilization requires four consecutive readings [four consecutive differences (Δ)] to meet parameter stabilization requirements listed.

All sediment units from Imhoff cone are ml/L, not mg/L

COMMENTS AND OBSERVATIONS: Initial ≈ 30 mg/L sediment; Vol #1 ≈ 7.5 mg/L sediment Vol #2 ≈ 8.5 mg/L sediment (DTW = 480.4' after 2 volumes bailed); Initial 2 ≈ 40 mg/L sediment Vol #3 ≈ 6.5 mg/L sediment; Vol #4 ≈ 5 mg/L sediment; Vol #5 ≈ 3.5 mg/L sediment Initial #3 ≈ 50 mg/L sediment; Vol #6 ≈ 7.5 mg/L sediment; Initial #4 ≈ 55 mg/L sediment Vol #7 ≈ 3.25 mg/L very fine sand; Vol #8 ≈ 6 mg/L; Vol #9 ≈ 10 mg/L sediment

* Bailer holds ~~2~~ gallons 2

** Borehole Volume ≈ 28.4 gallons

Day 2 Page 2

FIELD RECORD OF WELL DEVELOPMENT

Project Name:	Project No:	Date/Time:
EA Personnel:	Development Method:	
Equipment Used:		Equipment Calibrated: Y N
Weather/Temperature/Barometric Pressure:		Date/Time:

see Day 2 Page 1

Well No.:	Well Condition:
Well Diameter:	Measurement Reference:
Well Volume Calculations	
A. Depth To Water (ft):	D. Well Volume/ft:
B. Total Well Depth (ft):	E. Total Well Volume (gal)[C*D]:
C. Water Column Height (ft):	F. Five Well Volumes (gal):

Parameter	Initial 5 ~~Beginning~~	10 Volumes	11 ~~12~~ Volumes	12 ~~13~~ Volumes	13 ~~14~~ Volumes	14 ~~15~~ Volumes
Time (min)	1443	1454	1508	1518	1545	1603
Depth to Water (ft)	—	—	—	—	—	—
Purge Rate (gpm)	—	—	—	—	—	—
Volume Purged (gal)	Initial (2)	120 gal	132 gal	145 gal	155 gal	167 gal
pH (Δ<0.2)	7.85	7.84	7.78	7.88	7.84	7.96
Temperature (°F) (Δ<10%)	19.2	19.0	18.8	18.8	19.1	19.3
Sp Conductivity (µmhos/cm) (Δ<10%)	379.1	375.1	379.4	372.5	376.6	372.4
Turbidity (NTU) (<10 NTU*)	over range	over range	over range	over range	over range	945

Parameter	15 ~~16~~ Volumes	16 ~~17~~ Volumes	8 Volumes	9 Volumes	10 Volumes	End
Time (min)	1623	1637				
Depth to Water (ft)	—	—				
Purge Rate (gpm)	—	—				
Volume Purged (gal)	180 gal	190 gal				
pH (Δ<0.2)	7.80	7.82				
Temperature (°F) (Δ<10%)	19.0	19.2				
Sp Conductivity (µmhos/cm) (Δ<10%)	375.2	375.9				
Turbidity (NTU) (<10 NTU*)	828	571				

NOTE: NTU = Nephelometric turbidity unit.
ORP = Oxidation-reduction potential.
* = If <10 NTU is not able to be achieved, <100 NTU is acceptable
Parameter stabilization requires four consecutive readings [four consecutive differences (Δ)] to meet parameter stabilization requirements listed.

All sediment units from Imhoff Cone are ml/L, not mg/L

COMMENTS AND OBSERVATIONS: Initial 5 ≈ 60 mg/L sediment; Vol #10 ≈ 4.5 mg/L Sediment
Vol #11 ≈ 2.5 mg/L sediment; Vol #12 ≈ 8.5 mg/L; Vol #13 ≈ 2.75 mg/L sediment
Vol #14 ≈ 4 mg/L sediment; Vol #15 ≈ mg/L sediment

FINAL BAIL @ 16 VOLUMES ≈ 1.5 mg/L sediment

KAFB-106248
3-27-21 1637
FINAL BAIL
CASING VOLUMES: 16
BOREHOLE VOLUMES: 8.5
≈ 1.5 mg/L SEDIMENT

Day 3 Page 1

FIELD RECORD OF WELL DEVELOPMENT

Project Name: KAFB BFF	Project No: 62735DM02	Date/Time: 2-28-21	
EA Personnel: J. Messenger	Development Method: Pump today		
Equipment Used:		Equipment Calibrated: Y N	
Weather/Temperature/Barometric Pressure: mid 60s (°F); sunny 30.14 inHg		Date/Time:	

Well No.: KAFB-10624B	Well Condition: NEW
Well Diameter: 4"	Measurement Reference: TOC
Well Volume Calculations	
A. Depth To Water (ft): 480.48	D. Well Volume/ft: 0.0873 ft²/ft = 0.653 gal/ft
B. Total Well Depth (ft): 497.9	E. Total Well Volume (gal)[C*D]: 11.4 gal
C. Water Column Height (ft): 17.42	F. Five Well Volumes (gal): ≈ 57 gal

Parameter	Initial Beginning	1 Volume	2 Volumes	3 Volumes	4 Volumes	5 Volumes
Time (min)	0939	0951	1003	1015	1026	1037
Depth to Water (ft)	481.9	—	—	—	—	—
Purge Rate (gpm)	1 gpm	1 gpm	1 gpm	1 gpm	1 gpm	1 gpm
Volume Purged (gal)	—	12 gal	24 gal	35 gal	48 gal	60 gal
pH (Δ<0.2)	7.70	8.00	7.87	7.93	7.76	7.78
Temperature (°F) (Δ<10%)	16.3	18.6	19.6	19.9	19.3	19.3
SP Conductivity (µmhos/cm) (Δ<10%)	271.9	373.4	371.9	373.0	370.6	368.3
Turbidity (NTU) (<10 NTU*)	244	24.9	7.21	6.40	3.01	2.42

Parameter	6 Volumes	7 Volumes	8 Volumes	9 Volumes	10 Volumes	End
Time (min)	1048	1100	1112			
Depth to Water (ft)	—	—	—			
Purge Rate (gpm)	1 gpm	1 gpm	1 gpm			
Volume Purged (gal)	70 gal	85 gal	95 gal			
pH (Δ<0.2)	7.83	7.85	7.80			
Temperature (°F) (Δ<10%)	19.6	19.6	19.7			
SP Conductivity (µmhos/cm) (Δ<10%)	368.3	367.6	366.9			
Turbidity (NTU) (<10 NTU*)	3.18	1.99	1.67			

NOTE: NTU = Nephelometric turbidity unit.
ORP = Oxidation-reduction potential.
* = If <10 NTU is not able to be achieved, <100 NTU is acceptable
Parameter stabilization requires four consecutive readings [four consecutive differences (Δ)] to meet parameter stabilization requirements listed.

All sediment units from Imhoff Cone are ml/L, not mg/L

COMMENTS AND OBSERVATIONS: Initial ≈ 0.8 mg/L sediment; Vol #1 ≈ 0 mg/L sediment
Vol #2 ≈ 0 mg/L sediment; Vol #3 0 mg/L sediment; Vol #4 0 mg/L sediment

@ DTW 481.9' TOC
@ pumping

★ Parameters stabilized for 4 consec. readings
★★ NTUs <10
★★★ Volume target of 300 gallons reached + exceeded

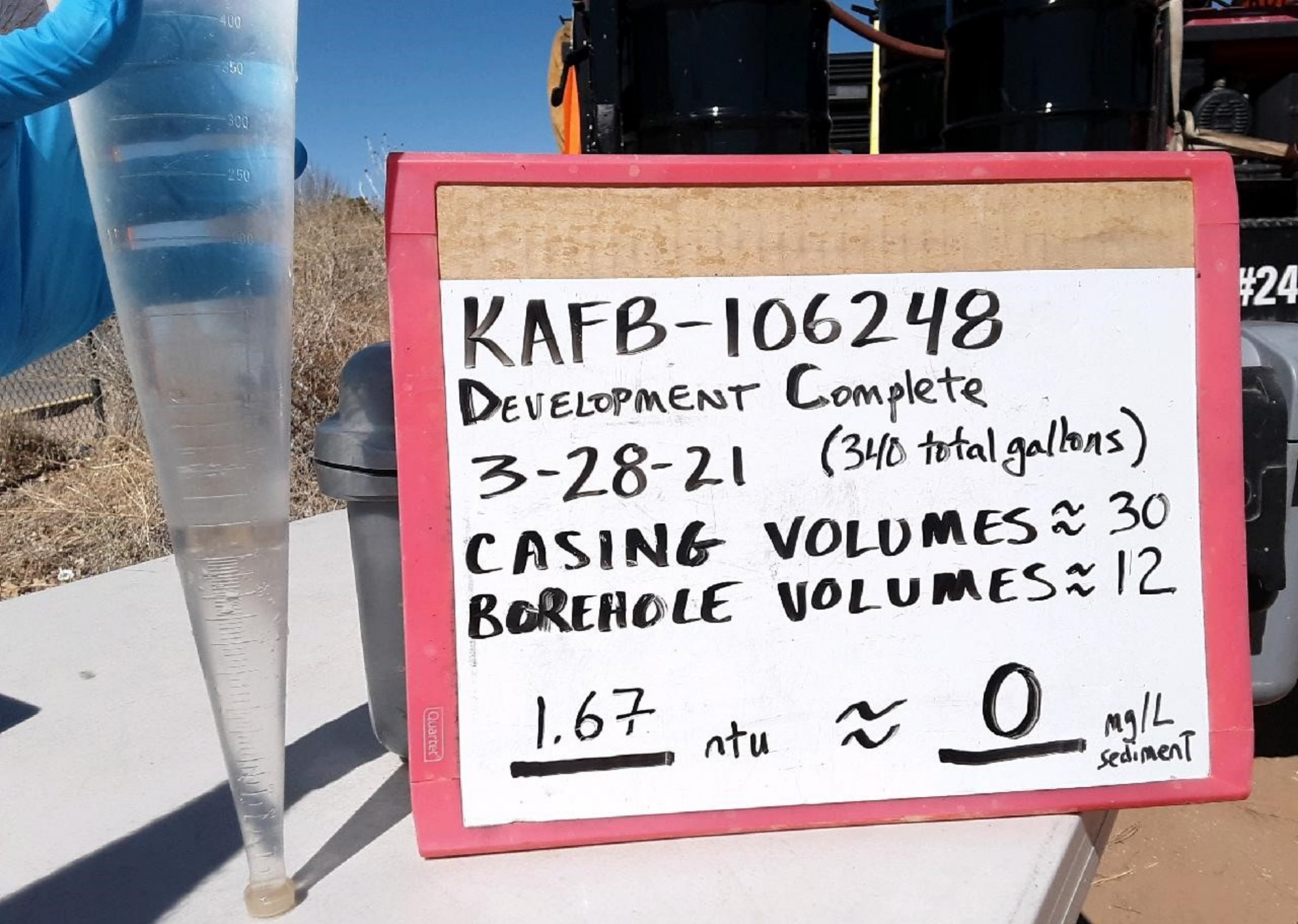
KAFB-106248
DEVELOPMENT Complete
3-28-21 (340 total gallons)
CASING VOLUMES ≈ 30
BOREHOLE VOLUMES ≈ 12
1.67 ntu ≈ 0 mg/L sediment

FIELD RECORD OF WELL DEVELOPMENT

Project Name: KAFB BFF	Project No: US01.030	Date/Time: 2.17.21
Personnel: R. Hobbs	Development Method: Bailing/Pumping	
Equipment Used: HORIBA U52		Equipment Calibrated: (Y) N
Weather/Temperature/Barometric Pressure: Clear ~25° F		Date/Time: 2.16 0800

Well No.: KAFB-106249	Well Condition: New
Well Diameter: 4"	Measurement Reference: Top of PVC (BGS)
Well Volume Calculations	
A. Depth To Water (ft): 476.3	D. Well Volume/ft: 0.655 gal/ft
B. Total Well Depth (ft): 491.75	E. Total Well Volume (gal)[C*D]: 10.1
C. Water Column Height (ft): 15.43	F. Five Well Volumes (gal): 50.5

Parameter	Beginning	1 Volume	2 Volumes	3 Volumes	4 Volumes	5 Volumes
Time (min)	1020	1032	1156	1417	1424	1431
Depth to Water (ft)	476.17	476.61	476.43	1.4 gpm		
Purge Rate (gpm)	Bailing	Bailing	Bailing	Pumping	~~1.4 gpm~~	~~1.5 gpm~~
Volume Purged (gal)	RGH 2.	10	20	30	40	50
pH (Δ<0.2)	7.11	6.95	6.78	7.37	7.09	6.79
Temperature (~~°F~~ °C) (Δ<10%)	16.19	16.27	16.49	18.51	18.73	18.57
Conductivity ~~(µmhos/cm)~~ mS (Δ<10%)	0.404	0.384	0.391	0.370	0.332	0.327
Turbidity (NTU) (<10 NTU*)	>1000	>1000	>1000	>1000	>1000	>1000

Parameter	10 Volumes	15 Volumes	20 Volumes	25 Volumes	30 Volumes	35 End
Time (min)	1505	1538	1605	1633	~~1716~~ RGH 0458	~~1749~~ RGH 1720
Depth to Water (ft)	unable to collect DTW - sounder stuck against pump					
Purge Rate (gpm)	1.5 gpm	1.5	1.5	1.75	1.80	1.80
Volume Purged (gal)	100	150	200	250	300	350
pH (Δ<0.2)	6.73	6.66	7.15	7.25	7.09	6.96
Temperature (°F) (Δ<10%)	16.20	18.75	19.31	20.37	19.32	18.55
Conductivity (µmhos/cm) (Δ<10%)	0.329	0.315	0.319	0.316	0.311	0.313
Turbidity (NTU) (<10 NTU*)	229	26.8	14.4	14.9	14.3	10.3

NOTE: NTU = Nephelometric turbidity unit.
ORP = Oxidation-reduction potential.
* = If <10 NTU is not able to be achieved, <100 NTU is acceptable

Parameter stabilization requires four consecutive readings [four consecutive differences (Δ)] to meet parameter stabilization requirements listed.

COMMENTS AND OBSERVATIONS:

Imhoff #1: 100 ml/L sediment
Imhoff #2: 30 ml/L sediment
#3 <1 ml/L

Removing 5 well volumes + 300 gals introduced during drilling

BRAND
ml
>SAN<
max. 85 °C
1000
900
800
700
600
500
400
200
100
80
60
40
30
20
15
10
5
4
3
2
1
DX

FIELD RECORD OF WELL DEVELOPMENT

Project Name: KAFB OFF		Project No: U501030	Date/Time: 2.25.21
Personnel: R. Hobbs		Development Method: Bailing/Pumping	
Equipment Used: Horiba U52			Equipment Calibrated: (Y) N
Weather/Temperature/Barometric Pressure: Windy 30s			Date/Time: 2.25.21 0800

Well No.: KAFB-106250	Well Condition: New
Well Diameter: 4"	Measurement Reference: Ft bgs
Well Volume Calculations	
A. Depth To Water (ft): 473.35	D. Well Volume/ft: 0.655 gal/ft
B. Total Well Depth (ft): 489.8	E. Total Well Volume (gal)[C*D]: 10.77
C. Water Column Height (ft): 16.45	F. Five Well Volumes (gal): 53.9

Parameter	Beginning	~~1~~ 1 volume 2 Volumes	~~2~~ 4 Volumes	~~3~~ 5 Volumes	~~4~~ 6 Volumes	~~5~~ 10 Volumes
Time (min)	1300	1430	0917	0922	0927	0940 RGH
Depth to Water (ft)	473.35	473	* could	not	get	water
Purge Rate (gpm)	Bailing	bailing	1.9	1.9	2.0	2.0
Volume Purged (gal)	~10	~20	40	50	65	100
pH (Δ<0.2)	6.37	6.99	7.67	7.95	8.07	8.23
Temperature (°F) (Δ<10%)	16.85	20.13	19.75	20.71	20.22	19.13
Conductivity (µmhos/cm) (Δ<10%)	0.559	0.514	0.546	0.523	0.528	0.533
Turbidity (NTU) (<10 NTU*)	>1000	>1000	94.3	93.0	57.7	17.7

Parameter	~~6~~ 15 Volumes	~~7~~ 20 Volumes	~~8~~ 25 Volumes	~~9~~ 30 Volumes	~~10~~ 35 Volumes	End
Time (min)	1000	1020	1040	1100	1120	1130
Depth to Water (ft)	level.	Sounder	hung	on	pump	
Purge Rate (gpm)	2.1	2.1	2.1	2.1	2.1	2.1
Volume Purged (gal)	150	200	250	300	350	370
pH (Δ<0.2) RGH 19.31	8.33	8.41	8.37	8.44	7.85	8.05
Temperature (°F) (Δ<10%)	~~0.549~~	19.06	19.03	19.44	19.68	19.91
Conductivity (µmhos/cm) (Δ<10%)	0.549	0.558	0.585	0.595	0.591	0.586
Turbidity (NTU) (<10 NTU*)	16.0	14.7	~~14.7~~ 11.7 RGH	10.9	10.7	10.4

NOTE: NTU = Nephelometric turbidity unit.
ORP = Oxidation-reduction potential.
* = If <10 NTU is not able to be achieved, <100 NTU is acceptable

Parameter stabilization requires four consecutive readings [four consecutive differences (Δ)] to meet parameter stabilization requirements listed.

some odor, fuel

COMMENTS AND OBSERVATIONS:

IMHOFF #1 200 mL/L suspended silt 2 mL/L sand
IMHOFF #2 10 mL/L sand/silt
IMHOFF #3 0 mL/L

Benzene Odor strong near last two readings

FIELD RECORD OF WELL DEVELOPMENT

Project Name: KAFB BFF	Project No: V501-030	Date/Time: 1/20/21
Personnel: R. Hobbs. R. Witther	Development Method: Bailing	
Equipment Used: Horiba		Equipment Calibrated: (Y) N
Weather/Temperature/Barometric Pressure: Snowing ~ 30°		Date/Time: 1/20/21 0745

Well No.: KAFB-106251	Well Condition: New RGH
Well Diameter: 4"	Measurement Reference: ~~BGS~~ Stickup

Well Volume Calculations

A. Depth To Water (ft): 472.5	D. Well Volume/ft: 0.655 gal/ft
B. Total Well Depth (ft): 489.2	E. Total Well Volume (gal)[C*D]: 10.94 gal
C. Water Column Height (ft): 16.7	F. Five Well Volumes (gal): 54.73

0.0876 ft³

Parameter	Beginning	1 Volume	2 Volumes	3 Volumes	4 Volumes	5 Volumes
Time (min)	RGH 1054	1210	1229	1355	1417	1428
Depth to Water (ft)	472.5		471.83	471.76		
Purge Rate (gpm)	Bailing	—	—	—	—	→
Volume Purged (gal)	3	15	24	~~29~~ 30	42	54
pH (Δ<0.2)	5.96	6.63	7.13	7.73	7.26	7.39
Temperature (°F) (Δ<10%)	15.83	15.78	15.73	15.91	16.66	11.95
Conductivity ~~(µmhos/cm)~~ mS/cm (Δ<10%)	0.461	0.421	0.430	0.435	0.432	0.473
Turbidity (NTU) (<10 NTU*)	>1000 910	>1000	>1000	>1000	>1000	>1000

Parameter	6 Volumes	7 Volumes	8 Volumes	9 Volumes	10 Volumes	End
Time (min)	1441	1458	1513	1556	1700	1521
Depth to Water (ft)						
Purge Rate (gpm)	Bailing —	—	—	—	—	→
Volume Purged (gal)	72	90	105	175	300	360
pH (Δ<0.2)	7.84	7.33	7.25	7.72	7.88	7.38
Temperature (°F) (Δ<10%)	16.46	15.82	16.81	16.18	16.08	15.99
Conductivity (µmhos/cm) (Δ<10%)	0.433	0.440	0.438	0.443	0.454	0.477
Turbidity (NTU) (<10 NTU*)	>1000	>1000	>1000	903	355	476

•C

NOTE: NTU = Nephelometric turbidity unit.
ORP = Oxidation-reduction potential.
* = If <10 NTU is not able to be achieved, <100 NTU is acceptable

Parameter stabilization requires four consecutive readings [four consecutive differences (Δ)] to meet parameter stabilization requirements listed.

COMMENTS AND OBSERVATIONS: IMHOFF # 1: 248 ML/L
IMHOFF # 2: 250 ML/L
IMHOFF # 3: 0.4 ML/L

Removed 5 well volumes plus an additional 300 gallons added during drilling

FIELD RECORD OF WELL DEVELOPMENT KAFB-106251

Continued from 1/20/21

Project Name: KAFB BFF	Project No: V501030	Date/Time: 2·16·21
Personnel: R. Hobbs	Development Method: Pumping - Completing Development	
Equipment Used: Horiba U-52	Equipment Calibrated: (Y) N	
Weather/Temperature/Barometric Pressure: Snowing, 27°	Date/Time: 2·16·21	

Well No.: KAFB-106251	Well Condition: New
Well Diameter: 4"	Measurement Reference: Stickup
Well Volume Calculations	
A. Depth To Water (ft): 470.92	D. Well Volume/ft: 0.655 gal/ft
B. Total Well Depth (ft): 489.2	E. Total Well Volume (gal)[C*D]: 11.97
C. Water Column Height (ft): 18.28	F. Five Well Volumes (gal): 59.87

489.20 TD

Parameter	~~Beginning~~ 30 volumes	~~1~~ 31 Volume	~~2~~ 32 Volumes	~~3~~ 33 Volumes	~~4~~ 34 Volumes	5 Volumes
Time (min)	1306	1314	1322	1330	1338	
Depth to Water (ft)	*					
Purge Rate (gpm)	1.4	1.4	1.4	1.4	1.4	
Volume Purged (gal)	365	~~15~~ 380	390	400	410	
pH (Δ<0.2)	6.72	6.66	6.82	6.77	6.79	
Temperature (°F) (Δ<10%)	17.56	17.51	20.14	20.21	20.22	
Conductivity (µmhos/cm) (Δ<10%)	0.493	0.421	0.413	0.418	0.414	
Turbidity (NTU) (<10 NTU*)	57.7	18.5	4.4	4.2	0.7	

Parameter	6 Volumes	7 Volumes	8 Volumes	9 Volumes	10 Volumes	End
Time (min)						
Depth to Water (ft)						
Purge Rate (gpm)						
Volume Purged (gal)						
pH (Δ<0.2)						
Temperature (°F) (Δ<10%)						
Conductivity (µmhos/cm) (Δ<10%)						
Turbidity (NTU) (<10 NTU*)						

NOTE: NTU = Nephelometric turbidity unit.
ORP = Oxidation-reduction potential.
* = If <10 NTU is not able to be achieved, <100 NTU is acceptable

Parameter stabilization requires four consecutive readings [four consecutive differences (Δ)] to meet parameter stabilization requirements listed.

COMMENTS AND OBSERVATIONS:

*Could not get DTW during pumping. Sounder became stuck w/ equipment. Got initial and final DTW of 470.92 and 470.80

KIRKLAND
PRO
IONAL

FIELD RECORD OF WELL DEVELOPMENT

Project Name: Data Gaps Drilling Project	Project No: 62735DM02	Date/Time: 3-15-21
EA Personnel: J. Messenger	Development Method: Swab + Bail	
Equipment Used: Professional Plus YSI + Hach 2100Q Turbidity Meter		Equipment Calibrated: (Y) N
Weather/Temperature/Barometric Pressure: high 50s (°F); mostly sunny 29.81 in Hg		Date/Time: 3-15-21 0600

Well No.: KAFB-106252	Well Condition: NEW
Well Diameter: 4"	Measurement Reference: TOC
Well Volume Calculations	
A. Depth To Water (ft): 451.7	D. Well Volume/ft: 6.653 gal/ft = 0.0873 ft³/ft
B. Total Well Depth (ft): 466.8	E. Total Well Volume (gal)[C*D]: ≈ 10 gallons
C. Water Column Height (ft): jm ~~16.7~~ 15.1	F. Five Well Volumes (gal): ≈ 50 gallons

Parameter	Beginning	1 Volume	2 Volumes	~~3 Volumes~~ Beginning (swabbed) jm	3 ~~4~~ Volumes	4 ~~5~~ Volumes	Initial #3 (swabbed)
Time (min)	1000	1010	1020	1118	1125	1137	1308
~~Depth to Water (ft)~~							jm N/A
~~Purge Rate (gpm)~~							jm
Volume Purged (gal)	Initial	10 gal	20 gal	Initial #2	30 gal	40 gal	Initial #3
pH (Δ<0.2)	7.80	7.77	7.97	7.92	7.87	8.00	8.12
Temperature (°F) (Δ<10%)	18.0	18.6	18.2	19.2	18.9	18.6	19.2
Specific Conductivity (µmhos/cm) (Δ<10%)	651	648	648	650	641	665	674
Turbidity (NTU) (<10 NTU*)	>1000	>1000	>1000	>1000	>1000	>1000	

Parameter	~~6~~ 5 Volumes	~~7~~ 6 Volumes	~~8~~ 7 Volumes	~~9~~ 8 Volumes	~~10~~ 9 Volumes	~~End~~ 10 Volumes
Time (min)	1314	1324	1340	1350	1400	1408
~~Depth to Water (ft)~~						jm
~~Purge Rate (gpm)~~						jm
Volume Purged (gal)	50 gal	60 gal	70 gal	80 gal	90 gal	100 gal
pH (Δ<0.2)	8.16	8.13	8.15	8.20	8.21	8.28
Temperature (°F) (Δ<10%)	19.0	18.8	18.8	18.7	18.7	18.6
Specific Conductivity (µmhos/cm) (Δ<10%)	666	662	663	660	655	655
Turbidity (NTU) (<10 NTU*)	>1000	>1000	>1000	>1000	>1000	>1000

NOTE: NTU = Nephelometric turbidity unit.
ORP = Oxidation-reduction potential.
* = If <10 NTU is not able to be achieved, <100 NTU is acceptable >1000 = over range

Parameter stabilization requires four consecutive readings [four consecutive differences (Δ)] to meet parameter stabilization requirements listed.

All sediment units from Imhoff Cone are ml/L, not mg/L

COMMENTS AND OBSERVATIONS: Initial bail had ≈ 20 mg/L fine sand
Vol #1 had ≈ 2 mg/L fine sand; Vol #2 had ≈ 2 mg/L fine sand — Cascade swabbed again after 2 volumes; Initial #2 had ≈ 17 mg/L fine sand; Vol #3 had ≈ 15 mg/L sediment (0.5 mg/L fine sand) Vol. #4 had ≈ 20 mg/L sediment (1 mg/L fine sand) — Cascade swabbed after 4 volumes; Initial #3 had ≈ 0.5 mg/L fine sand (same for volumes 4, 5, 6) 7 jm. Vol #7 had 0.4 mg/L fine sand Vol #8 had ≈ 0.3 mg/L fine sand; Vol #9 had ≈ 0.2 mg/L fine sand

FIELD RECORD OF WELL DEVELOPMENT

Project Name:	Project No:	Date/Time:
EA Personnel:	Development Method:	
Equipment Used:		Equipment Calibrated: Y N
Weather/Temperature/Barometric Pressure:		Date/Time:

Well No.:	Well Condition:
Well Diameter:	Measurement Reference:
Well Volume Calculations	
A. Depth To Water (ft):	D. Well Volume/ft:
B. Total Well Depth (ft):	E. Total Well Volume (gal)[C*D]:
C. Water Column Height (ft):	F. Five Well Volumes (gal):

Parameter	Beginning	11 Volume	12 Volumes	13 Volumes	14 Volumes	15 Volumes
Time (min)		1420				
Depth to Water (ft)						
Purge Rate (gpm)						
Volume Purged (gal)		110 gal				
pH (Δ<0.2)		8.27				
Temperature (°F) (Δ<10%)	18.7	~~8.28~~				
Conductivity (µmhos/cm) (Δ<10%)		655				
Turbidity (NTU) (<10 NTU*)		>100				

Parameter	6 Volumes	7 Volumes	8 Volumes	9 Volumes	10 Volumes	End
Time (min)						
Depth to Water (ft)						
Purge Rate (gpm)						
Volume Purged (gal)						
pH (Δ<0.2)						
Temperature (°F) (Δ<10%)						
Conductivity (µmhos/cm) (Δ<10%)						
Turbidity (NTU) (<10 NTU*)						

NOTE: NTU = Nephelometric turbidity unit.
ORP = Oxidation-reduction potential.
* = If <10 NTU is not able to be achieved, <100 NTU is acceptable

Parameter stabilization requires four consecutive readings [four consecutive differences (Δ)] to meet parameter stabilization requirements listed.

COMMENTS AND OBSERVATIONS:

@ 11 volumes = 0.3 ~~mg/L~~ ml/L sediment

JM

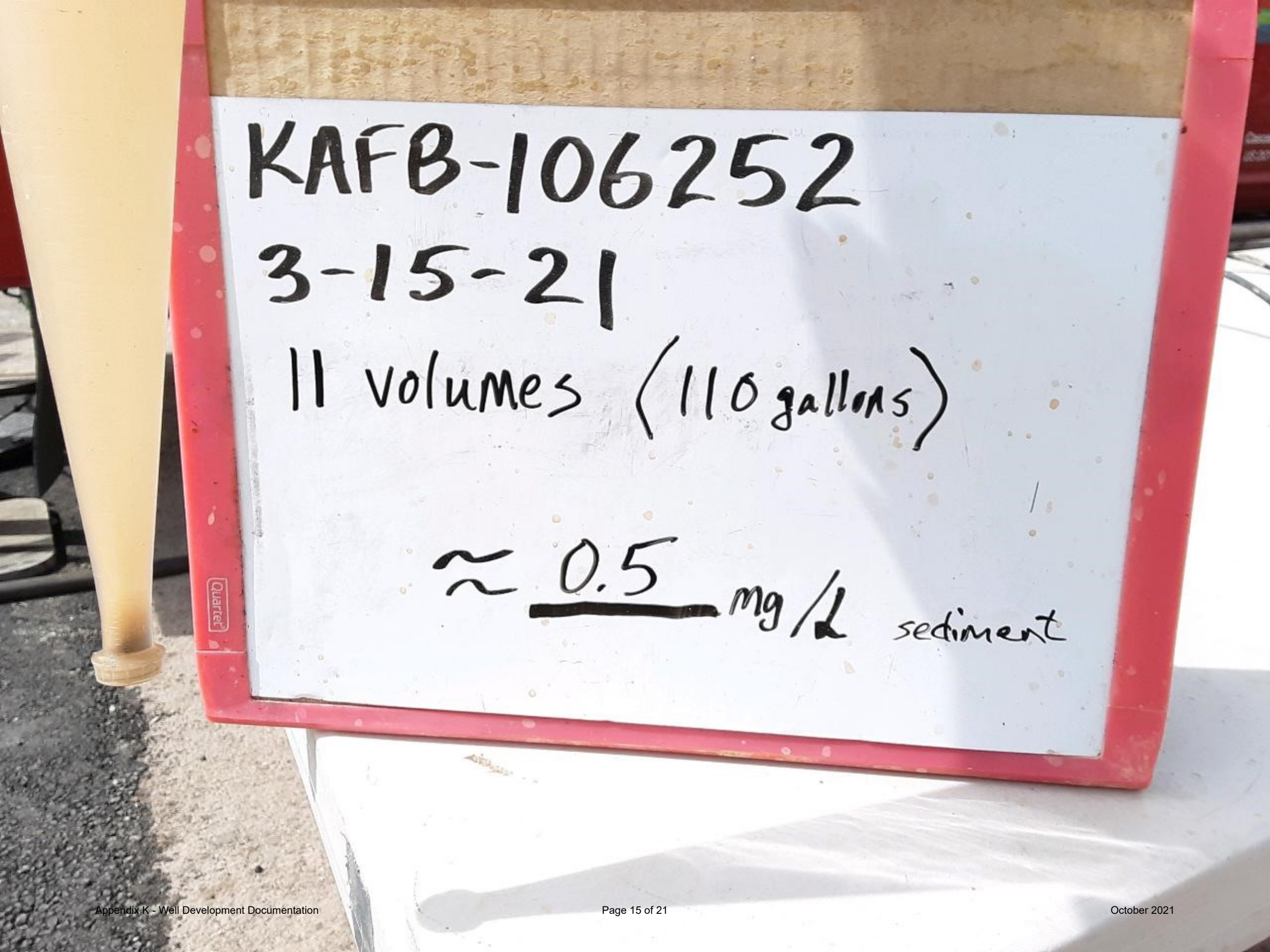
KAFB-106252
3-15-21
11 volumes (110 gallons)
≈ 0.5 mg/L sediment

FIELD RECORD OF WELL DEVELOPMENT

Project Name: Data Gap Drilling Proj	Project No: 62735DM02	Date/Time: 3-16-21	
EA Personnel: J. Messenger	Development Method: Pump (55QE-450)		
Equipment Used: HACH 2100Q & Pro Professional YSI	Equipment Calibrated: Y N		
Weather/Temperature/Barometric Pressure: mid 50s (°F); Sunny 29.86 in Hg	Date/Time:		

Well No.: KAFB-106252	Well Condition: NEW
Well Diameter: ~~K~~ 4"	Measurement Reference: TOC

Well Volume Calculations	
A. Depth To Water (ft): 451.65	D. Well Volume/ft: 0.0873 ft³/ft = 6.653 gal/ft
B. Total Well Depth (ft):	E. Total Well Volume (gal)[C*D]: ≈ 10 gal
C. Water Column Height (ft):	F. Five Well Volumes (gal): ≈ 50 gal

Parameter	Beginning	1 Volume	2 Volumes	3 Volumes	4 Volumes	5 Volumes
Time (min)	0953	1000	1003	1007	1011	~~1015~~ 1014
~~Depth to Water (ft)~~						
~~Purge Rate (gpm)~~						
Volume Purged (gal)	—	~~10~~ 20 gal	30 gal	40 gal	50 gal	60 gal
pH (Δ<0.2)	7.26	7.74	7.88	7.88	7.91	7.89
Temperature (°F) (Δ<10%)	17.4	18.7	19.5	19.8	19.8	19.9
Sp. Conductivity (µmhos/cm) (Δ<10%)	670	657	658	660	660	660
Turbidity (NTU) (<10 NTU*)	79.3	39.3	15.2	8.52 ~~15.7~~	5.13	3.40

Parameter	6 Volumes	7 Volumes	8 Volumes	9 Volumes	10 Volumes	End
Time (min)	1017	1021	1024			
Depth to Water (ft)						
Purge Rate (gpm)						
Volume Purged (gal)	70 gal	80 gal	90 gal			
pH (Δ<0.2)	7.89	7.87	7.88			
Temperature (°F) (Δ<10%)	20.0	20.0	20.0			
Conductivity (µmhos/cm) (Δ<10%)	661	660	661			
Turbidity (NTU) (<10 NTU*)	2.83	1.96	1.60			

NOTE: NTU = Nephelometric turbidity unit.
ORP = Oxidation-reduction potential.
* = If <10 NTU is not able to be achieved, <100 NTU is acceptable
Parameter stabilization requires four consecutive readings [four consecutive differences (Δ)] to meet parameter stabilization requirements listed.

COMMENTS AND OBSERVATIONS: ~~1.25~~ ~~2.5~~ gal/min – drawdown 452.4 ft (<1 ft) 452.28 @ 40 gal
≈ 3 gal/min

Imhoff Cone Unit = ml/L

Bail Piezometer for sediments

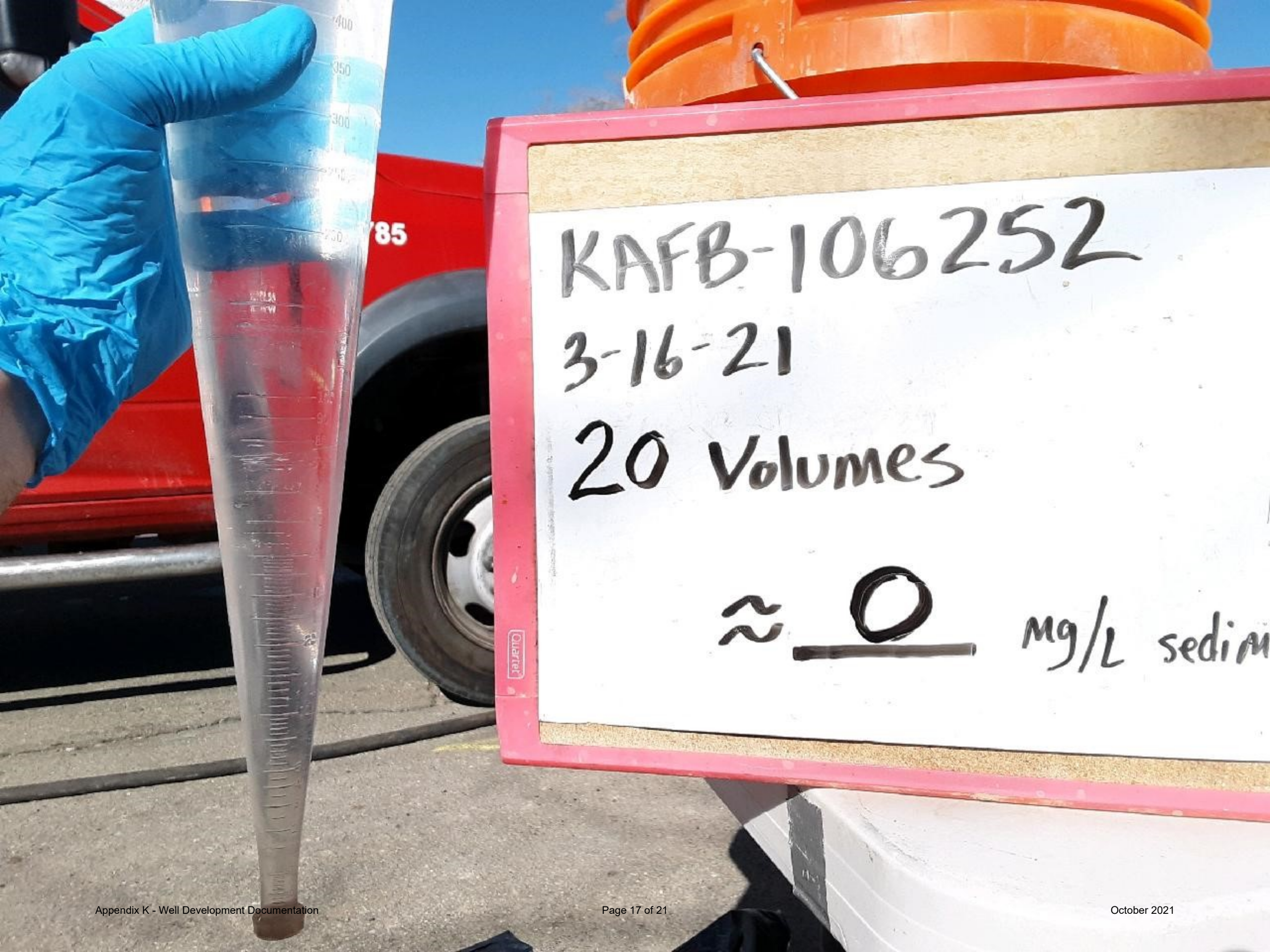
KAFB-106252
3-16-21
20 Volumes
≈ 0 mg/L sedim

FIELD RECORD OF WELL DEVELOPMENT

Project Name: Data Gaps Drilling Project	Project No: 62735DM02	Date/Time: 12/24/2020
Personnel: J. Messenger / M. K	Development Method: Swab & Bail	
Equipment Used: YSI (18L100378) HACH 2100Q Turb. Meter (45025)		Equipment Calibrated: (Y) N
Weather/Temperature/Barometric Pressure: low 40s (°F); clear; light breeze 637.1 mmHg		Date/Time:

Well No.: KAFB-106S10	Well Condition: NEW
Well Diameter: 4"	Measurement Reference: TOC

Well Volume Calculations

A. Depth To Water (ft): 469.10	D. Well Volume/ft: 0.08726 ft²/ft = 0.653 gal/ft
B. Total Well Depth (ft): 485	E. Total Well Volume (gal)[C*D]: 1.4 ft³ · 7.48 ≈ 10 gallons
C. Water Column Height (ft): 15.9 ft	F. Five Well Volumes (gal): ≈ 50 gallons

Parameter	Beginning	1 Volume	2 Volumes	3 Volumes	4 Volumes	5 Volumes
Time (min)	0852	0918	0945	1000	1025	1050
~~Depth to Water (ft)~~						
~~Purge Rate (gpm)~~						
Volume Purged (gal)	≈ 2.4	≈ 10 gal.	≈ 20 gal.	≈ 30 gal	≈ 40 gal	≈ 50 gal
pH (Δ<0.2)	7.15	7.71	7.80	7.52	7.64	7.88
Temperature ~~(°F)~~ dm (Δ<10%) °C	16.1	16.5	dm ~~16.2~~ 16.2	16.6	16.4	14.7
Specific Conductivity (µmhos/cm) (Δ<10%) µS/cm	423.5	509.9	dm ~~50~~ 511.5	507.7	516.4	536.3
Turbidity (NTU) (<10 NTU*)	>1000	>10000	>1000	>1000	>1000	>1000

Parameter	6 Volumes	7 Volumes	8 Volumes	9 Volumes	10 Volumes	~~End~~ dm 11 Volumes
Time (min)	1145	1205	1220	1250	1320	1345
~~Depth to Water (ft)~~						
~~Purge Rate (gpm)~~						
Volume Purged (gal)	≈ 60 gal	≈ 70 gal	≈ 80 gal	≈ 90 gal.	≈ 100 gal.	≈ 110 gal
pH (Δ<0.2)	7.87	7.91	7.70	dm ~~7.88~~ 7.78	7.71	7.68
Temperature ~~(°F)~~ dm (Δ<10%) °C	14.5	15.8	dm ~~17.6~~ 16.8	16.2	15.4	16.0
Specific Conductivity (µmhos/cm) (Δ<10%) µS/cm	518.9	552.8	509.9	568.0	593.5	572.7
Turbidity (NTU) (<10 NTU*)	>1000	>1000	>1000	>1000	>1000	>1000

NOTE: NTU = Nephelometric turbidity unit.
ORP = Oxidation-reduction potential.
* = If <10 NTU is not able to be achieved, <100 NTU is acceptable
Parameter stabilization requires four consecutive readings [four consecutive differences (Δ)] to meet parameter stabilization requirements listed.

COMMENTS AND OBSERVATIONS: Swabbed first, then bailed ≈ 5 well volumes
- Swabbed again after 5 well volumes bailed

>1000 = overrange

Imhoff Cone = ml/L

Parameter	12 Volumes.	13 Volumes	14 Volumes	15 Volumes	16 Volumes
Time	1405				
Vol. Purged	≈ 120 gal.				
pH	7.67				
Temp	16.0				
Spec. Cond.	610.7				
Turbidity	>1000				

KAFB-106S10
12-24-2020
12 Volumes
1405
≈ 1 mg/L sediment

FIELD RECORD OF WELL DEVELOPMENT

Project Name: Data Gaps Drilling Project		Project No: 62735DM02	Date/Time: 12-30-2020
EA Personnel: J. Messenger + D. Schmeltz		Development Method: low flow	
Equipment Used: YSI (18L100378); Hach Turb. Meter (SN: 15100C045025)			Equipment Calibrated: Y/N
Weather/Temperature/Barometric Pressure: 40s(°F); clear sky; light breeze			Date/Time: 12-30-2020

Well No.: KAFB-106 S10		Well Condition: NEW	
Well Diameter: 4"		Measurement Reference: ft bgs	
Well Volume Calculations			0.0873 = 0.653 gal/ft
A. Depth To Water (ft):	469.5 ft bgs	D. Well Volume/ft:	~~1.3 ft³ × 7.48 ft/gal~~ DM
B. Total Well Depth (ft):	485	E. Total Well Volume (gal)[C*D]:	10 gal
C. Water Column Height (ft):	15.5 ~~14.5~~ ft	F. Five Well Volumes (gal):	50 gal.

Parameter	~~Beginning~~ 13 volumes DM	14 Volume	15 Volumes	16 Volumes	17 Volumes	18 Volumes
Time (min)	1250	1320	1350	1420		
~~Depth to Water (ft)~~						
~~Purge Rate (gpm)~~						
Volume Purged (gal)	≈ 8	≈ 20	≈ 30 gal.	≈ 40 gal.		
pH (Δ<0.2)	7.70	7.58	7.52	DM ~~7.48~~ 7.51		
Temperature (°F) (Δ<10%)	18.4	18.5	18.5	18.8		
Specific Conductivity (µmhos/cm) (Δ<10%)	480.8	482.9	483.8	492.0		
Turbidity (NTU) (<10 NTU*)	8.35	3.41	2.15	1.87		

Parameter	6 Volumes	7 Volumes	8 Volumes	9 Volumes	10 Volumes	End
Time (min)						
Depth to Water (ft)						
Purge Rate (gpm)						
Volume Purged (gal)						
pH (Δ<0.2)						
Temperature (°F) (Δ<10%)						
Conductivity (µmhos/cm) (Δ<10%)						
Turbidity (NTU) (<10 NTU*)						

NOTE: NTU = Nephelometric turbidity unit.
ORP = Oxidation-reduction potential.
* = If <10 NTU is not able to be achieved, <100 NTU is acceptable
Parameter stabilization requires four consecutive readings [four consecutive differences (Δ)] to meet parameter stabilization requirements listed.

COMMENTS AND OBSERVATIONS: *pump method after 12 volumes removed via bailing on 12-24-2020

Imhoff Cone Units = ml/L

APPENDIX L

GROUNDWATER PURGE AND SAMPLE COLLECTION LOGS

Groundwater Purge and Sampling Log

Year: 2021

Quarter: 2

Project: Kirtland AFB BFF ST-106/SS-111

Well ID: KAFB-106248-452

Project No: 6360401

Samplers: JM & KC

Date: 04/05/2021

Well Information

Well was Clean

Well Depth: 497.53 ft MRP

SCREEN SUBMERGED on **Not Applicable** **(previous gauging date)**

Top of Screen: 455.53 ft MRP

Barricade/Notification:

Bottom of Screen: 495.53 ft MRP

Measurement Reference Point (MRP): TOPC

Reference Elevation Interval: 4857

IDW will be taken to: Pending Analysis Yard

IDW Label: White Pending Analysis

Protective Casing/Vault: Intact

Well Locked/Security Bolt Present: Yes

Well ID Marked: Yes

Photoionization Measurements at Wellhead: 0.9 ppm

LNAPL Present? No

LNAPL Thickness: ft

LNAPL Not observed during last gauging event: Not Applicable

Previous Depth to water: ft MRP

Depth to Water (DTW): 480.33 ft MRP

Pump Information

Non-Dedicated Pump

Bennett Pump Serial No: 1807B-919

Non-Dedicated Pump Depth 493.30 ft MRP

* - if screen is submerged, place pump 2 ft below top of screen; if not submerged, place pump 2 ft above bottom of screen.

Field Instrumentation

pH, Conductivity, ORP, DO, Temperature	YSI Professional Plus - 18L100378 WH0003
PID	MiniRAE 3000 - 592-915579 WH0006
Water Level Meter	Clean - Solinst 750 ft - 350333 WH0567
Turbidity Meter	Hach 2100Q - 5100C045025 WH0007

Sample Information

Sample ID: GW248-452-212

Sampling Method: Low-flow

Duplicate ID (if applicable): GW248-452-612

Sampling Medium: Water

COC#: COC-248-452-212

Reviewed By: Initials: SL Review Date: 05/06/2021

Groundwater Purge and Sampling Log

Year: 2021

Quarter: 2

Project: Kirtland AFB BFF ST-106/SS-111 **Well ID:** KAFB-106248-452

Purge Information and Field Parameter

Date: 04/05/2021

Purge Start Time: 10:35 Purge Rate: 700 mL/min X 0.265 = 0.186 gal/min

Description of first water purged: Clear, no odor

Drawdown Limit: _____ ft (based on previous water level)

Time	DTW (ft)	Turbidity (NTU)	Temp (°C)	DO Saturated (%)	DO (mg/L)	Specific Conductance (µS/cm)	pH	ORP (mV)
Stabilization Requirements	**-------**	**if > 10, ±10%**	**±10%**	**-------**	**±10%**	**±10%**	**±0.5**	**-------**
Historical Data:								
10:40	480.40	11.4	19.4	82.3	7.57	423.8	7.52	430.6
10:45	480.40	14.5	19.3	78.9	7.25	419.8	7.62	408.9
10:50	480.39	13.5	19.2	76.7	7.07	416.5	7.64	398.6
10:55	480.39	13.9	19.3	74.3	6.82	412.6	7.62	390.1

Sample Time: 11:05 Sample Date: 04/05/2021

Purge End Time: 11:30

Bubbles in the vials?: No Where? _____ Amount: _____ Size: _____

Sampled by: JW KC Sampler Signature:



IDW Management

	Estimated volume per IDW drum (gal)	IDW will be taken to:	IDW Label:
Total	16.2	Pending Analysis Yard	White Pending Analysis

Comments: _____

Reviewed By: Initials: SL Review Date: 05/06/2021

Well Purge and Sampling Log

Well I.D. Number: KAFB 106249

Project:	KAFB	**Date/Time Sampled:**	02/24/2021 / 1350
Task Number:	005	**Dedicated Pump?**	(Yes) No
Project Manager:	Rachel Nobbs	**Well Depth in Feet:**	402.25
Field Team:	Riley, JD	**Screened Interval in:**	440.-450

1. Purging Data/Field Measurements: All Measurements Relative to Top of Casing

Well Depth in Feet:	402.25	**Actual Purge Volume in Liters:**	3.117
Depth of Water (DTW) in Feet:	476.8		
Purge Method	low flow		
Purge Rate (L/min)	0.137		

Time	No. of Liters Purged	pH	Temp. in °C	Conductivity (mS/cm)	Turbidity	DO (mg/L)	ORP	DTW (ft.)	Comments: Quality, Recovery Color, Odor, Sheen, Accumulated Silt/Sand
1315	0.240	7.01	20.64	0.434	27.5	3.54	189	476.8	clear, odorless
1320	0.377	7.36	20.66	0.430	26.6	2.19	157	476.8	clear, odorless
1325	1.062	7.62	20.59	0.427	25.2	1.90	121	476.8	clear, odorless
1330	1.747	7.65	20.51	0.428	24.9	1.50	112	476.8	clear, odorless
1335	2.432	7.66	20.50	0.428	24.7	1.03	101	476.8	clear, odorless
1340	3.117	7.66	20.42	0.429	24.6	0.0	100	476.8	clear, odorless

2. Sampling Data and Field Equipment

Bottle Type	Number of Containers	Analyses	Preserv.	Filter
VOA	2	~~DROTORO~~ EDB	HCL	NO
Amber	2	DROTORO	HCL	NO
Plastic	1	Total metals	nitric A	NO
Plastic	1	anions	N/A	NO
VOA	3	GRO	HCL	NO
Plastic	1	Dissolved metals	nitric A	YES
Plastic	1	Nitrate/Nitrite	Sulfuric A	NO
VOA	3	VOCs	HCL	NO
Plastic	1	Alkalinity	N/A	N/A

Total Number of Bottles:	15
Duplicate Sample ID:	GW249-611
Pump Type:	QED Bladder
Parameter Meter:	Horiba 252
Water Level probe:	Solinst 101
Other:	

4. Well Conditions

(Satisfactory) Unsatisfactory Explain:

New well

Well Purge and Sampling Log

Well I.D. Number: KAFB 106250

Project:	KAFB	**Date/Time Sampled:**	03/04/2021 1230
Task Number:	005	**Dedicated Pump?**	(Yes) No
Project Manager:	Rachel Hobbs	**Well Depth in Feet:**	490.5
Field Team:	Riley, Rachel, Justin	**Screened Interval in**	

1. Purging Data/Field Measurements: All Measurements Relative to Top of Casing

Well Depth in Feet:	490.5	**Actual Purge Volume in Liters:**	7.854
Depth of Water (DTW) in Feet:	473.6		
Purge Method	low flow		
Purge Rate (L/min)	~~1.54~~ ~~0.233~~ RW 0.154		

Time	No. of Liters Purged	pH	Temp. in °C	Conductivity (mS/cm)	Turbidity	DO (mg/L)	ORP	DTW (ft.)	Comments: Quality, Recovery Color, Odor, Sheen, Accumulated Silt/Sand
1130	0.154	6.22	16.49	0.558	30.8	1.30	36	473.6	hydrocarbon odor
1135	0.924	6.89	17.36	0.548	31.3	0.93	-13	473.6	hydro carbon odor
1140	1.694	7.15	17.77	0.549	30.3	0.0	-30	473.6	hydro carbon odor
1145	2.464	7.19	17.78	0.539	29.6	0.0	-40	473.6	hydro carbon odor
1150	3.234	7.23	17.80	0.540	25.8	0.0	-52	473.6	hydro carbon odor
1155	4.004	7.25	17.80	0.539	22.1	0.0	-60	473.6	hydro carbon odor
1200	4.774	7.26	17.91	0.538	21.5	0.0	-66	473.6	hydro carbon odor
1205	5.544	7.28	17.95	0.539	21.8	0.0	-72	473.6	hydro carbon odor
1210	6.314	7.29	17.96	0.539	21.7	0.0	-78	473.6	hydro carbon odor
1215	7.084	7.31	18.05	0.541	21.3	0.0	-84	473.6	hydro carbon odor
1220	7.854	7.31	18.01	0.541	21.0	0.0	-88	473.6	hydro carbon odor

2. Sampling Data and Field Equipment

Bottle Type	Number of Containers	Analyses	Preserv.	Filter
VOA	2	EDB	HCL	NO
A.glass	2	DRO/ORO	HCL	NO
plastic	1	total metals	Nitric A	NO
plastic	1	anions	none	NO
VOA	3	GRO	HCL	NO
plastic	1	dissolved metals	nitric A.	YES
plastic	1	Nitrate/Nitrite	Sulfuric A	NO
VOA	3	VOC's	HCL	NO
plastic	1	Alkalinity	none	NO

Total Number of Bottles:	15
Duplicate Sample ID:	GW 250 ~~TTT~~ 211 MS/MSD
Pump Type:	QED
Parameter Meter:	Horiba U500
Water Level probe:	Solinst 101
Other:	

4. Well Conditions (Satisfactory) Unsatisfactory **Explain:**

New well and pump. First sample

Well Purge and Sampling Log

Well I.D. Number: KAFB 106251

Project:	KAFB	**Date/Time Sampled:**	02/23/2021 1340
Task Number:	005	**Dedicated Pump?**	(Yes) No
Project Manager:	Rachel Hobbs	**Well Depth in Feet:**	~~492.1~~ 485.5
Field Team:	Riley, Justin, Rachel	**Screened Interval in**	483.5-443.5

1. Purging Data/Field Measurements: All Measurements Relative to Top of Casing

Well Depth in Feet:	~~492.1~~ 485.5	**Actual Purge Volume in Liters:**	7.68
Depth of Water (DTW) in Feet:	468.55		
Purge Method	low flow		
Purge Rate (L/min)	~~0.15 gpm~~ 0.192		

Time	No. of Liters Purged	pH	Temp. in °C	Conductivity (mS/cm)	Turbidity	DO (mg/L)	ORP	DTW (ft.)	Comments: Quality, Recovery Color, Odor, Sheen, Accumulated Silt/Sand
1310 ~~1305~~	0.192	7.25	19.29	0.588	8.9	1.4	210	468.4	Clear, odorless
1315	2.88	7.53	17.88	0.487	7.2	7.30	215	468.4	Clear, odorless
1320	3.84	7.28	18.11	0.454	3.7	3.38	215	468.4	Clear, odorless
1325	4.80	7.24	17.80	0.439	0.3	1.67	220	468.4	Clear, odorless
1330	5.76	7.08	17.61	0.490	0.7	0.13	221	468.4	Clear, odorless
1335	6.72	7.02	17.60	0.492	0.87	0.0	222	468.4	Clear, odorless
1340	7.68	7.08	17.70	0.271	0.5	0.0	220	468.4	Clear, odorless
						*			

2. Sampling Data and Field Equipment

Bottle Type	Number of Containers	Analyses	Preserv.	Filter
VOA	2	EDB by 8011	HCL	NO
Amber g	2	TPH DRO, ORO 8015D	HCL	NO
Plastic	1	Total metals	Nitric A	NO
Plastic	1	anions	N/A	NO
VOA	3	TPH GRO by 8015D	HCL	NO
Plastic	1	Dissolved metals	Nitric	Yes
Plastic	1	Nitrate/Nitrite	Sulfuric	no
VOA	3	VOC's	HCL	NO
Plastic	1	Alkalinity	None	no

Total Number of Bottles:	15
Duplicate Sample ID:	~~GW251 0H~~ NA RGH
Pump Type:	QED Bladder
Parameter Meter:	Horiba 252
Water Level probe:	Solinst 101
Other:	

4. Well Conditions

(Satisfactory) Unsatisfactory Explain:

New well

Groundwater Purge and Sampling Log

Year: 2020
Quarter: 4 (Oct-Dec)

Project: Kirtland AFB BFF ST-106/SS-111
Project No: 62735DM02
Date: 3-23-2021

Well ID: KAFB-106~~S10~~ 252-425
Samplers: D. Schuyelk, A. Kupper, S. Miles
Crew Signature:

Well Information

Well Depth: 467.0 ft MRP/BGS
Top of Screen: 425.0 ft MRP BGS
Bottom of Screen: 465.0 ft MRP BGS
Barricade/Notification: ☐
Measurement Reference Point (MRP):
Reference Elevation Interval: 4857
IDW will be taken to: <90-day Yard
IDW Label: Orange - Hazardous Label

Protective Casing/Vault: (Intact) Damaged
Well Locked/Security Bolt Present: Yes (No)
Well ID Marked: (Yes) No

Photoionization Measurements at Wellhead: 0.2 ppm

LNAPL Present (circle one)? Yes (No)
LNAPL Thickness: — ft

Previous Depth to water: N/A ft MRP
Depth to Water (DTW): 452.28 ft MRP

Pump Information

Bennett Pump Serial No.: B07B-919

Non-Dedicated Pump Depth: 463.0 ft MRP

* - if screen is submerged, place pump 2 ft below top of screen; if not submerged, place pump 2 ft above bottom of screen.

Field Instrumentation

pH, Conductivity, ORP, DO, Temperature	YSI Professional Plus	Serial No:	Wh 0003
PID:	MiniRAE 3000	Serial No:	Wh 0006
Water Level Meter:	Solinst 500 ft	Serial No:	Wh 0012
Turbidity Meter:	Hach 2100Q	Serial No:	Wh 0009

Sample Information

Sample ID: AS GW252-425-211 ~~GWS10-204~~
Sampling Method: Low-flow
Duplicate ID: (if applicable) AS GW252-425-611 ~~GWS10-604~~
Sampling Medium: Water
COC#: AS COC-252-425-211 ~~COC-S10-204~~

Reviewed by: Amanda Smith Initials: AS Review Date: 3/31/2021

Groundwater Purge and Sampling Log

Year: 2020
Quarter: 4 (Oct-Dec)

Project: Kirtland AFB BFF ST-106/SS-111 Well ID: KAFB-106~~340~~ 252-425

Date: 3/23/2021

Purge Information and Field Parameter

Purge Start Time: 13:07 Purge Rate: 0.640 L/min X 0.265 = 0.1696 gal/min

Description of first water purged: slightly murky and odorless

Drawdown Limit: _____ ft (based on previous water level)

Time	DTW (ft)	Turbidity (NTU)	Temp. (°C)	Saturated DO (%)	DO (mg/L)	Specific Conductance (µS/cm)	pH	ORP (mV)
Stabilization Requirements	-------	If >10,±10%	±10%	-------	±10%	±10%	±0.5	-------
Historical Data:				-------				
13:10	452.28	51.2	18.3	87.8	8.20	687	7.57	364.9
1315	452.28	9.36	18.2	84.4	7.96	685	7.75	356.7
1320	452.28	5.30	18.2	81.9	7.78	684	7.73	355.2
1325	452.28	5.00	18.3	82.7	7.78	684	7.77	355.4
1330	452.28	6.27	18.3	82.7	7.78	685	7.77	355.0
Took Sample								

Sample Time: 1341 Sample Date: 3-23-2021

Purge End Time: 1350 6mm

Bubbles in the vials?: ☐ Yes ☑ No Where? — Amount — Size —

Sampled by: D. Schueelk Sampler Signature: [signature]

IDW Management

Drum No.	Estimated volume per IDW drum (gal)
1	~~14 gal~~
2	12 gal + 5 gal (ER)
Total	17 gal

IDW will be taken to: <90-day Yard

IDW Label: Orange - Hazardous Label

Comments:

Reviewed by: Amanda Smith Initials: AS Review Date: 3/31/2021

Groundwater Purge and Sampling Log

Year: 2021
Quarter: 1 (Jan-Mar)

Project: Kirtland AFB BFF ST-106/SS-111
Project No: 6360401
Date: 1-15-2021

Well ID: KAFB-106S10-443
Samplers: D Schnegelk, J Messenger
Crew Signature:

Well Information

Well Depth: 487.8 ft MRP
Top of Screen: 445.8 ft MRP
Bottom of Screen: 485.8 ft MRP

Barricade/Notification: ☐
Measurement Reference Point (MRP):
Reference Elevation Interval:

IDW will be taken to: <90-day Yard
IDW Label: Orange - Hazardous Label

Protective Casing/Vault: (Intact) Damaged
Well Locked/Security Bolt Present: (Yes) No
Well ID Marked: (Yes) No

Photoionization Measurements at Wellhead: 0.0 ppm

LNAPL Present (circle one)? Yes (No)
LNAPL Thickness: — ft

Previous Depth to water: — ft MRP
Depth to Water (DTW): 472.14 ft MRP

Pump Information

Bennett Pump Serial No.: 1807B-902

Non-Dedicated Pump Depth: 483.8 ft MRP

* - if screen is submerged, place pump 2 ft below top of screen; if not submerged, place pump 2 ft above bottom of screen.

Field Instrumentation

pH, Conductivity, ORP, DO, Temperature	YSI Professional Plus	Serial No:	18L100378
PID:	MiniRAE 3000	Serial No:	WH0006
Water Level Meter:	Solinst 500 ft	Serial No:	253056
Turbidity Meter:	Hach 2100Q	Serial No:	WH0007

Sample Information

Sample ID:	GWS10-443-211	Sampling Method:	Low-flow
Duplicate ID: (if applicable)	GWS10-443-611	Sampling Medium:	Water
COC#:	COC-S10-443-211		

Reviewed by: Amanda Smith Initials: AS Review Date: 3/31/2021

Groundwater Purge and Sampling Log

Year: 2021
Quarter: 1 (Jan-Mar)

Project: Kirtland AFB BFF ST-106/SS-111 Well ID: KAFB-106S10-443

Purge Information and Field Parameter Date: 1-15-2021

Purge Start Time: 0836 Purge Rate: 0.780 L/min X 0.265 = 0.2067 gal/min

Description of first water purged: Clear with moderate VOC odor

Drawdown Limit: — ft (based on previous water level)

Time	DTW (ft)	Turbidity (NTU)	Temp. (°C)	Saturated DO (%)	DO (mg/L)	Specific Conductance (µS/cm)	pH	ORP (mV)
Stabilization Requirements	-------	If >10,±10%	±10%	-------	±10%	±10%	±0.5	-------
Historical Data:				-------				
0840	472.15	283	15.2	103.1	9.90	422.9	7.50	399.1
0845	472.15	253.0	16.5	38.7	3.73	514.6	7.35	378.6
0850	472.15	3.54	17.0	27.3	2.59	516.9	7.42	356.4
0855	472.15	2.44	17.1	24.0	2.30	515.3	7.40	334.4
0900	472.15	1.78	17.4	22.9	2.19	~~440.7~~ 514.3	7.42	310.3
0905	472.15	2.04	17.1	20.9	2.00	520.5	7.38	272.1
0910	472.15	1.86	17.3	19.9	1.92	520.5	7.39	229.1
0915	472.15	2.03	17.3	18.9	1.82	519.6	7.36	186.1

Sample Time: 0925 Sample Date: 1-15-2021

Purge End Time: 0927

Bubbles in the vials?: ☐ Yes ☒ No Where? — Amount — Size — 6mm

Sampled by: D. Schmeelk Sampler Signature:

IDW Management

Drum No.	Estimated volume per IDW drum (gal)
1	10.5
2	5.5 decon
Total	16 gallons

IDW will be taken to: <90-day Yard

IDW Label: Orange - Hazardous Label

Comments:

Reviewed by: Amanda Smith Initials: AS Review Date: 3/31/2021

APPENDIX M

SOIL VAPOR CALIBRATION AND PURGE LOGS

EA - Team 1

Leak Test log

	Date	Initial Time	Initial Vacuum reading	Final Time	Vacuum reading after 10 min.	Initials
EA #1	4-5-21	0727	150.7	0738	148.8	TC
EA #1	4-5-21	1149	150.2	0749	150.1	TC
#1	4-5-21	1526	145.6	1540	145.4	TC
EA #2	4-6-21	0727	100.1	0739	98.8	JF
EA #2	4-6-21	1330	146.6	1340	147.0	TC
EA #1	4-6-21	1341	149.9	1351	148.7	TC
EA #1	4-6-21	1554	148.3	1607	146.2	TC
EA #1	4-12-21	0729	144.4	0739	141.9	JF
	4-12-21	1158	142.5	1209	141.3	TC
	4-12-21	1516	140.3	1526	140.0	JF
	4-13-21	0711	145.5	0723	142.1	JF
	4-13-21	~~1247~~ 1253	~~145.6~~ 142.4	1303	141.1	JF
	4-19-21	0715	144.0	0731	142.2	JF
	4-19-21	1118	142.4	1129	140.7	JF
	4-19-21	1339	190.2	1349	187.3	JF
	4-20-21	0659	184.5	0710	182.3	JF
	4-20-21	1208	189.5	1220	187.5	JF
	4-20-21	1431	191.7	1441	184.4	JF
	4-21-21	0730	165.0	0742	162.8	TC
	4-21-21	0918	160.3	0928	154.9	TC

Horiba Calibration Sheet

Horiba ID #: EA#1

	Date/time	Known Gas Mixture			Initial Horiba Reading			Post Cal. Horiba Readings			Flow through readings		
		C3H8(ppm)[1]	% CO2[1]	% O2*	HC(ppm)	% CO2	% O2	HC(ppm)	% CO2	% O2*	HC(ppm)	% CO2	% O2
EA #1	4-5-21	1570	13.1	20.80	825	12.92	21.34	831	12.98	20.79	846	12.70	21.0
EA #1	4-5-21	1570	13.1	20.8	830	12.94	20.97	833	13.00	20.80	821	12.90	20.96
EA #1	4-5-21	~~1521~~									820	12.90	21.25
EA #1	4-6-21 0710	1570	13.1	20.8	838	13.14	20.50	832	13.00	20.80	817	12.50	21.08
EA #1	4-6-21	1570	13.1	20.8							815	12.68	21.04
EA #1	4-6-21	~~1551~~ @	15:51								788	12.24	21.17
EA #1	4-11-21 0730	1570	13.1	20.8	836	12.96	20.63	~~836~~ 831	12.96	20.80	797	12.60	21.09
	4-12-21 1156	1570	13.1	20.8							812	12.72	21.04
	4-12-21 1508	1570	13.1	20.8							815	12.80	20.98
	4-13-21 0742	1570	13.1	20.8	828	12.96	20.1	832	12.96	20.80	820	13.00	21.26
	4-13-21 1305	~~1570~~	~~13.1~~	~~20.8~~	~~820~~	~~12.29~~	~~21.5~~	~~817~~	~~13.12~~		799	12.62	21.09
	4-19-21 0740	1570	13.1	20.8	818	13.16	20.81	817	13.10	20.80	797	12.84	21.25
1130 –	4-19-21	1570	13.1	20.8							785	12.56	20.83
	4-19-21 1355	1570	13.1	20.8							791	12.66	21.06
0740	4-20-21	1570	13.1	20.8	821	13.16	20.39	817	13.10	20.80	797	12.94	21.25
1325	4-20-21	1570	13.1	20.8							801	12.98	21.17
1445	4-20-21	1570	13.1	20.8						794 →	~~794~~	12.82	21.25
0806	4-21-21	1570	13.1	20.8	819	13.10	19.88	817	13.02	20.80	799	12.94	21.32
0930	4-21-21										785	12.76	21.04

1 = Certified concentration of Cal. Gas

* = Atmospheric %O2 concentrations

Year: 2021
Quarter: 2

Soil Vapor Purge and Sampling Log

Project Name: Bulk Fuels Facility

Project: Kirtland AFB BFF ST-106/SS-111

SVMP ID: KAFB-106V3-007

Sample Location: KAFB-106V3

Port Depth: 007

Date: 4-20-2021

Screened Interval:
Top: 5 (ft. b.g.s)
Bottom: 7 (ft. b.g.s)

Sample Team: #1

Sample Team Signature: [signature]

PID in Wellhead: 0.0

Is Well damaged/Flooded: Yes - (No)

If yes, describe:

Weather observations: Sunny

Pump ID: EA1 Horiba ID: EA1 Sample System ID: EA1 Manometer ID: EA1

Was the sample system purged of hydrocarbons before connection with well port: Yes - (No)

Initial Static Pressure (inWC) 0.0

A. Pre-calculated purge volume (cu. ft)	0.35	(Ft^3)
B. Flow rate on flowmeter for air pump	2.0	(SCFM)
C. Purge time (Sec.) 1. Equals A/B*60 (round up)	10.5	(Seconds)

Post Purge Static Pressure (inWC) 0.0

Sample Date Sample Time	CO2 %	O2%	Hydro Carbons (ppmv)	Actual Purge Time (seconds)
04/20/2021 1247	0.30	19.97	8	15

Sample ID: SV3-007-212

Duplicate Sample ID: SV3-007-612

Canister Number(s): Primary: 1SS01299 Dup: 1SS01337

Regulator Number(s): Primary: NA Dup: NA

SUMMA Initial Pressure: P: -27" Hg D: -25.5" Hg SUMMA Final Pressure: P: -3" Hg D: -4" Hg

Comments:

Reviewed by:

Review Date:

Year: 2021
Quarter: 2

Soil Vapor Purge and Sampling Log

Project Name: Bulk Fuels Facility

Project: Kirtland AFB BFF ST-106/SS-111

SVMP ID: KAFB-106V3-015

Sample Location: KAFB-106V3

Port Depth: 015

Date: 4-20-2021

Screened Interval:
Top: 13 (ft. b.g.s)
Bottom: 15 (ft. b.g.s)

Sample Team: #1

Sample Team Signature:

PID in Wellhead: 0.0

Is Well damaged/Flooded: Yes - No

If yes, describe:

Weather observations: Sunny

Pump ID: EA1 Horiba ID: EA1 Sample System ID: EA1 Manometer ID: EA1

Was the sample system purged of hydrocarbons before connection with well port: Yes - No

Initial Static Pressure (inWC) 0.0

A. Pre-calculated purge volume (cu. ft)	0.37	(Ft^3)
B. Flow rate on flowmeter for air pump	2.0	(SCFM)
C. Purge time (Sec.) 1. Equals A/B*60 (round up)	11.1	(Seconds)

Post Purge Static Pressure (inWC) 0.0

Sample Date Sample Time	CO2 %	O2%	Hydro Carbons (ppmv)	Actual Purge Time (seconds)
04/20/2021 1252	1.04	19.07	16	15

Sample ID: SV3-015-212

Duplicate Sample ID: NA

Canister Number(s): 1SS01164

Regulator Number(s): NA

SUMMA Initial Pressure: -26.5

SUMMA Final Pressure: -3" Hg

Comments:

Reviewed by:

Review Date:

Year: 2021
Quarter: 2

Soil Vapor Purge and Sampling Log

Project Name: Bulk Fuels Facility

Project: Kirtland AFB BFF ST-106/SS-111

SVMP ID: KAFB-106V3-272

Sample Location: KAFB-106V3

Port Depth: 272

Date: 4-20-2021

Screened Interval:
Top: 267 (ft. b.g.s)
Bottom: 272 (ft. b.g.s)

Sample Team: #1

Sample Team Signature: Austin Estes

PID in Wellhead:

Is Well damaged/Flooded: Yes - (No)

If yes, describe:

Weather observations: Sunny

Pump ID: EA1 Horiba ID: EA1 Sample System ID: EA1 Manometer ID: EA1

Was the sample system purged of hydrocarbons before connection with well port: (Yes) - No

Initial Static Pressure (inWC) 0.0

A. Pre-calculated purge volume (cu. ft)	14.17	(Ft^3)
B. Flow rate on flowmeter for air pump	4	(SCFM)
C. Purge time (Sec.) 1. Equals A/B*60 (round up)	~~AS~~ 212.55	(Seconds)

Post Purge Static Pressure (inWC) 0.0

Sample Date Sample Time	CO2 %	O2%	Hydro Carbons (ppmv)	Actual Purge Time (seconds)
04/20/2021 1303	0.04	21.11	6	215

Sample ID: SV3-272-212

Duplicate Sample ID: NA

Canister Number(s): 1SS01202

Regulator Number(s): NA

SUMMA Initial Pressure: -25" Hg

SUMMA Final Pressure: -4" Hg

Comments:

Reviewed by:

Review Date:

APPENDIX N

LABORATORY AND QUALITY EVALUATION REPORTS

APPENDIX N-1

DATA QUALITY EVALUATION REPORT

APPENDIX N-1

DATA QUALITY EVALUATION REPORT FOR DATA GAP MONITORING WELL INSTALLATION KAFB-106248, KAFB-106252, KAFB-106S10, AND KAFB-106V3

LIST OF ACRONYMS AND ABBREVIATIONS

%	percent
AFB	Air Force Base
ALS	ALS Environmental
ASTM	ASTM International
BFF	Bulk Fuels Facility
CCV	continuing calibration verification
DL	detection limit
DoD	Department of Defense
DRO	diesel range organic
EB	equipment rinse blank
EDB	ethylene dibromide
ELLE	Eurofins Lancaster Laboratories Environmental, LLC
EPA	U.S. Environmental Protection Agency
GRO	gasoline range organic
IS	internal standard
LCS	laboratory control sample
LCSD	laboratory control sample duplicate
LOD	limit of detection
LOQ	limit of quantification
MS	matrix spike
MSD	matrix spike duplicate
PQL	practical quantitation limit
QAPjP	Quality Assurance Project Plan
QAPP	Quality Assurance Project Plan
QC	quality control
QSM	Quality Systems Manual
RB	equipment rinse blank
RL	reporting limit
RPD	relative percent different
SDG	sample delivery group
SW	Solid Waste
SWMU	Solid Waste Management Unit
TA	Eurofins TestAmerica Laboratories, Inc.

TPH	total petroleum hydrocarbon
USACE	U.S. Army Corps of Engineers
VOC	volatile organic compound

DATA QUALITY EVALUATION REPORT DATA GAP MONITORING WELL INSTALLATION KAFB-106248, KAFB-106252, KAFB-106S10, AND KAFB-106V3

N-1.1 Laboratory Data Quality Summary

This Data Quality Evaluation Report describes the findings of the data validation performed for the data gap monitoring well installation chemical analytical data collected in support of the Work Plan for Data Gap Monitoring Well Installation KAFB-106248 to KAFB-106252 and KAFB-106S10, Bulk Fuels Facility (BFF), Solid Waste Management (SWMU) ST-106/SS-111, Kirtland Air Force Base (AFB), New Mexico (Kirtland AFB, 2020). Sampling and analysis for the data gap monitoring well installation activities were conducted in accordance with the procedures and overall quality control (QC) and quality assurance protocols presented in the Work Plan for Vadose Zone Coring, Vapor Monitoring, and Water Supply Sampling Revision 2, Quality Assurance Project Plan (QAPjP), Appendix A, BFF, SWMU ST-106/SS-111, Kirtland AFB, New Mexico (Kirtland AFB, 2017); and the Quality Assurance Project Plan (QAPP) for Groundwater Monitoring and Interim Remedial Operations, BFF, SWMU ST106/SS-111, Kirtland AFB, New Mexico (Kirtland AFB, 2021).
.
Samples collected in support of the data gap monitoring well installation discussed in this data quality summary report include: 1) soils associated with installation of wells KAFB-106S10 and KAFB-106V3, 2) groundwater collected at completion of installation of monitoring wells KAFB-106248, KAFB-106252, and KAFB-106S10, and 3) soil vapor collected upon completion of well KAFB-106V3. Forty-two soil samples and 4 field duplicates were collected for volatile organic compound (VOC) and total petroleum hydrocarbon (TPH) analysis during the period of November 11 through December 14, 2020. Three groundwater samples and one field duplicate were collected for VOC, TPH, ethylene dibromide (EDB), metals, anions and alkalinity analyses on December 30, 2020, March 23, 2021, and April 5, 2021 subsequent to well installation. Three soil vapor samples and one field duplicate were collected April 20, 2021 following completion of soil vapor well KAFB-106V3.

The following additional field QC samples were associated with the data gap monitoring well installation sampling: 12 equipment rinse blanks (EBs) and 30 trip blanks associated with the soil sampling and 3 trip blanks and 3 EBs associated with the groundwater sampling. Soil samples were shipped to TestAmerica Laboratories, Inc. (TA), Arvada, Colorado; groundwater samples were shipped to Eurofins Lancaster Laboratories Environmental, LLC (ELLE), and soil vapor was shipped to ALS Environmental (ALS) for analysis, Project laboratories maintain current Department of Defense (DoD) Environmental Laboratory Accreditation Program certification to perform the analyses required for this project.

Sample analyses were performed in accordance with the following guidance documents:

- DoD and Department of Energy Quality Systems Manual (QSM), Version 5.3 (DoD, 2019).
- U.S. Environmental Protection Agency (EPA) Test Methods for Evaluating Solid Waste (SW-846), Third Edition and Updates, 1986.
- Standard Methods (SM) for the Examination of Water and Wastewater, 22nd Edition (American Public Health Association, 2005).
- EPA Methods for Chemical Analysis of Water and Waste, EPA-600/4-79-020 (1983).

- Compendium of Methods for the Determination of Toxic Organic Compounds in Ambient Air, Method TO-15.

Data gap soil samples were analyzed for the following list of parameters and methods as indicated in Appendix N-1 – Table 1a.

- ***VOCs*—**Method SW8260B/C.
- ***TPH-Gasoline Range Organics (GRO), and Diesel Range Organics (DRO)***—Method SW8015D modified.

Data gap groundwater samples were analyzed for the following list of parameters and methods as indicated in Appendix N-1 – Table 1b.

- ***VOCs*—**Method SW8260C.
- ***Ethylene Dibromide (EDB)***—Method SW8011.
- ***TPH-Gasoline Range Organics (GRO), and Diesel Range Organics (DRO)***—Method SW8015D modified.
- ***Total Arsenic and Lead***—Method SW6020A.
- ***Total Calcium, Magnesium, Potassium, and Sodium; Dissolved Iron; and Manganese*—** Method SW6010C.
- ***Anions (Bromide, Chloride, and Sulfate)***—Method EPA 300.0A.
- ***Nitrate/Nitrite Nitrogen***—Method EPA 353.2.
- ***Total Alkalinity (Bicarbonate and Carbonate)*—**Method SM2320B.

Data gap soil vapor samples were analyzed for the following list of parameters and methods as indicated in Appendix N-1 – Table 1c.

- ***VOCs*—**Method EPA TO-15.

Chemical analytical data for the soil samples were reported by TA in 10 sample delivery groups (SDGs), data was reported by ELLE in three SDGs, and data was reported by ALS in one SDG. Appendix N-1–Tables 1a, 1b, and 1c summarizes samples collected from well installations and the associated field QC samples, collection date, laboratory SDG, and analytical parameters. Laboratory Level II data reports are included in Appendices N-2 (soil), N-3 (soil vapor), and N-4 (groundwater).

A third-party subcontractor, Environmental Data Services, Inc., conducted EPA Stage 2B (groundwater) and Stage 3 (soil and soil vapor) data validation on 100 percent (%) of the data gap well installation sample data. Data validation was conducted per requirements of the associated project QAPjP/QAPP.

Analytical data validation was performed using the quality criteria specified in the following analytical guidelines and methods as applicable:

- Work Plan (Kirtland AFB, 2020)
- QAPjP (Kirtland AFB, 2017) for soil and soil vapor
- QAPP (Kirtland AFB, 2021) for groundwater
- DoD QSM Version 5.3 (DoD, 2019)
- DoD Final General Data Validation Guidelines (DoD, 2019)
- EPA Contract Laboratory Program, National Functional Guidelines for Superfund Organic Methods Data Review (EPA, 2014)
- EPA Contract Laboratory Program, National Functional Guidelines for Superfund Organic Methods Data Review (EPA, 2017a)
- EPA Contract Laboratory Program, National Functional Guidelines for Superfund Inorganic Methods Data Review (EPA, 2017b)

The following QC criteria were included in the EPA Stage 2B/3 validation per the QAPjP/QAPP, as applicable to the analytical method:

- Sample preservation and extraction and analysis holding times
- Laboratory method blank contamination
- Surrogate spike and internal standard (IS) recoveries (organic analyses)
- Laboratory control sample (LCS) and LCS duplicate (LCSD) recoveries
- Matrix spike (MS) and matrix spike duplicate (MSD) sample recoveries
- Relative percent difference (RPD)
- Initial and continuing calibrations
- Second column confirmation (for EDB only)
- Trip, and EB results
- Field duplicate sample precision.

Analytical data were reviewed to evaluate precision, accuracy (bias), representativeness, comparability, completeness, and sensitivity as defined below:

- *Precision* is expressed as the RPD between the results of replicate sample analyses: sample duplicates, LCSDs, and MSDs. When analyte RPDs exceed the acceptance criteria, the data are qualified accordingly.
- *Accuracy (bias*) is demonstrated by recovery of target analytes from fortified blank and sample matrices, LCS/LCSD, and MS/MSD, respectively. For organic methods, bias is also demonstrated through recovery of surrogates from each field and QC sample. A comparison was made from the recovery of target analytes from fortified samples to the acceptance criteria defined in the QAPjP (Kirtland AFB, 2017), QAPP (Kirtland AFB, 2021) and DoD QSM (2019). When the acceptance criteria are not available in the QAPjP/QAPP or DoD QSM, results are

compared with the laboratory in-house control limits. When these criteria are not met, the data are qualified accordingly. Bias may be indicated as high or low.

- *Representativeness* of the samples submitted for analysis is ensured by adherence to standard sampling techniques and standard analytical method protocols.

- *Comparability* of sample results is ensured through the use of approved sampling and analysis methods and comparison of sample results to historical sample data.

- *Completeness* of data is evaluated based on contractual, analytical, and technical criteria for data analysis. Technical completeness of data is used to assess overall project data completeness and is expressed as a percentage of the ratio of the number of usable data results to the total number of analytical data results. Only rejected data (R-qualified) are considered not usable to achieve project objectives.

- *Sensitivity* is determined by the ability to achieve the established method-specific reporting limits (RLs) in accordance with DoD QSM (DoD, 2019) requirements and includes establishing the detection limit (DL comparable to the EPA method detection limit), limit of detection (LOD comparable to the EPA reporting limit), and limit of quantitation (LOQ comparable to the EPA practical quantitation limit [PQL]). For this project, the laboratory reported analyte detections to the DL, and results between the DL and LOQ are flagged with a J-qualifier and reported as estimated data. Sensitivity will be evaluated based on comparison of the sample RLs to the project screening levels.

The following sections present the EPA Stage 2B/3 data validation findings. The discussion summarizes data quality exceedances and their potential impact on the quality and usability of analytical results.

Appendix N-1 – Table 2 presents the definitions of data qualification and the reasons why these codes were applied to the analytical results. Appendix N-1 – Tables 3a, 3b, and 3c summarize the qualified analytical data for the data gap well installation sample results based on data validation findings.

N-1.2 Data Quality Findings

N-1.2.1 Sample Preservation and Sample Extraction and Analysis Holding Times (Reason Code HT)

The sample coolers and samples contained within the coolers were received intact at the laboratory at ≤6 degrees Celsius, per EPA guidelines. Samples were preserved appropriately per the requirements of EPA methods with exceptions noted below. Sample holding times were evaluated by comparing (1) the sample collection date to the sample extraction date, and (2) the extraction date to the analysis date to determine if the method-specified holding times were exceeded. Sample receipt discrepancies, preservation, and holding time exceedances include the following listed below by matrix.

N-1.2.1.1 Soil Samples

- SDG 410-143196-1─Encore® samplers for 6 soil samples for VOC and TPH-GRO analysis were received at TA outside of the 48-hour hold time however, the samples were frozen in the field prior to shipping and shipped on ice, so no data were qualified.

- SDG 410-143774-1─Terracore deionized water vials for VOCs were received with minimal or just outside of the 48-hour hold time for 8 samples but within 2 times hold time. TA was instructed to proceed with the analysis. No data were qualified.

N-1.2.1.2 Groundwater Samples

No sample receipt discrepancies, preservation, and holding time exceedances were noted for the groundwater samples collected in association with the data gap well installations.

N-1.2.1.3 Soil Vapor Samples

No sample receipt discrepancies, preservation, and holding time exceedances were noted for the soil vapor samples collected in association with the data gap well installations.

N-1.2.2 Laboratory Method Blanks (Reason Code MB)

The field sample results were evaluated with respect to the laboratory method blank prepared and analyzed for each analytical batch for each analytical method. Based on the DoD QSM requirements (DoD, 2019), laboratory method blank concentrations are considered acceptable when contaminant levels in the blank are less than one-half the LOQ for target analytes and less than the LOQ for common laboratory contaminants.

N-1.2.2.1 Soil Samples

Low-level detections of VOCs and DRO were reported in method blank samples. Only one detection of acetone in SDG 410-142697-1 resulted in “U” qualified data, signifying non-detect sample results. The other analytes were not detected in the associated field samples. Qualified sample data based on method blank detections are presented on Appendix N-1 – Table 3a.

N-1.2.2.2 Groundwater Samples

No method blank detections were reported in groundwater samples that resulted in qualified sample results since sample results were either non-detect or significantly higher than the blank concentration.

N-1.2.2.3 Soil Vapor Samples

No method blank detections were reported in soil vapor samples that resulted in qualified sample results since sample results were either non-detect or significantly higher than the blank concentration.

N-1.2.3 Initial and Continuing Calibration Blanks (Reason Code CB/CCB)

Initial and continuing calibration blank criteria were reviewed to ensure that the instruments were free of contamination prior to sample analysis. Based on the DoD QSM requirements (DoD, 2019), calibration blank concentrations are considered acceptable when contaminant levels in the blank are less than one-half the LOQ for target analytes and less than the LOQ for common laboratory contaminants. Initial and continuing calibration blank data were within control criteria for the data gap well installation sample analyses and no data were qualified based on calibration blank criteria.

N-1.2.4 Surrogate and Internal Standard Recoveries (Reason Code SURR/IS)

Surrogate and internal standards (IS) are added to field and laboratory QC samples for organic analysis to evaluate the matrix effect and method performance on an individual sample basis. IS recoveries for the data gap well installation sample data were within method control criteria. Surrogate recoveries resulted in data qualification as noted below.

N-1.2.4.1 Soil Samples

Surrogate recoveries for soil samples for VOC and TPH-GRO analysis in SDG 410-143774-1 were above the control limit and resulted in "J" qualified sample results. Qualified sample results based on surrogate recoveries in presented in Appendix N-1 – Table 3a.

N-1.2.4.2 Groundwater Samples

No groundwater sample data were qualified based on surrogate recoveries.

N-1.2.4.3 Vapor Samples

No soil vapor sample data were qualified based on surrogate recoveries.

N-1.2.5 Laboratory Control Sample/Laboratory Control Sample Duplicate Recoveries and Precision (Reason Codes LCS/RPD)

The LCS is an aliquot of an analyte-free matrix spiked with target analytes that are prepared with each analytical batch for each analytical method. The recovery of target analytes from the LCS analysis is a measurement of method performance in an interference-free sample matrix. LCS recoveries for the data gap well installation sample analyses were within method control limits or did not result in data qualification since the associated sample results were non-detect with one exception. The soil vapor LCS recovery for ethyl acetate was above the upper control limit. The associated soil vapor sample detection was "J" qualified. Qualified sample results based on LCS recovery are presented in Appendix N-1 – Table 3c.

N-1.2.6 Matrix Spike/Matrix Spike Duplicate Recoveries and Precision (Reason Codes MS/MSD and RPD)

The MS and MSD samples are a portion of a field sample spiked with target analytes that are prepared with each analytical batch and method as appropriate. The MS/MSD results are used to evaluate any bias introduced to the method due to matrix interference, and to measure bias and precision for each analytical batch.

In accordance with the QAPjP (Kirtland AFB, 2017) and QAPP (Kirtland AFB, 2021) requirements, MS/MSD samples were analyzed at a rate of one per 20 soil and groundwater samples. MS/MSD analysis are not performed on soil vapor samples. During the data gap well installation sampling and analysis, two MS/MSD samples were analyzed for VOCs and TPH in soil, associated with the 42 soil samples. One MS/MSD was collected in association with the three groundwater samples. MS/MSD sample collection achieved the one per 20 samples requirement for the soil and groundwater sampling. Additional MS/MSD samples were analyzed by the laboratory as necessary to meet method and analytical batch requirements.

N-1.2.6.1 Soil Samples

Sample-specific MS/MSD analyte recoveries exceeded control criteria for one VOC analyte (bromochloromethane) in SDG 410-143187-1 resulting in "UJ" qualified data. In addition, one TPH-GRO MS/MSD recovery was below the control limits in SDG 410-143774-1 resulting in "J" qualified data. Qualified sample data based on MS/MSD sample recoveries are presented on Appendix N-1 – Table 3a.

N-1.2.6.2 Groundwater Samples

Sample-specific MS/MSD analyte recoveries exceeded control criteria for alkalinity in SDG 410-25392-1 resulting in "J" qualified data. Qualified sample data based on MS/MSD sample recoveries are presented on Appendix N-1 – Table 3b.

N-1.2.7 Initial and Continuing Calibration Verification (Reason Code CCV)

Instrument calibration is performed for all analyses in accordance with method requirements. The linear analytical range is established for each method by analysis of calibration standards prepared at increasing concentrations that cover the expected sample concentration range. The acceptability of the initial calibration is determined by calculation of a percent relative standard deviation or coefficient. Routinely during sample analysis, the stability of the analytical system is monitored by analysis of continuing calibration standards at concentrations near the mid-point of the instrument calibration range. The percent difference values between the relative response factor in the initial calibration and the relative response factor in the continuing calibration are reviewed to ensure instrument calibration criteria are within method control limits. Initial and continuing calibration verification met the method-specific control criteria for the data gap well installation analytical data with exceptions noted below.

N-1.2.7.1 Soil Samples

VOC analytes in soil samples exceeded CCV criteria in SDGs 410-143187-1, 410-143196-1, 410-143774-1, and 410-143110-1. Associated sample data were qualified "UJ". Qualified sample data based on CCV criteria are presented on Appendix N-1 – Table 3a.

N-1.2.7.2 Groundwater Samples

VOC analytes in groundwater samples exceeded CCV criteria in SDGs 410-33446-1 and 410-34809-1. Associated sample data were qualified "UJ". Qualified sample data based on CCV criteria are presented on Appendix N-1 – Table 3b.

N-1.2.7.3 Soil Vapor Samples

All CCV criteria were met for soil vapor sample analysis. No soil vapor data were qualified based on CCV criteria.

N-1.2.8 Sample Confirmation (Reason Code RPD)

As required by DoD and EPA analytical method guidance, sample detections for EDB require confirmation using a second column analysis. EDB groundwater samples were analyzed by ELLE in accordance with EPA Method SW8011, confirmed by a second column analysis, and reported from the primary column. Any detection of EDB on the second column is considered confirmation unless it

appears to be associated with matrix interferences. There were no data reporting issues associated with EDB detections and second column confirmation for the data gap well installation groundwater sampling.

N-1.2.9 Trip Blanks (Reason Code TB)

Trip blanks were prepared by the laboratory and stored with the containers to be used for collection of samples to be analyzed for VOCs, EDB, and TPH-GRO. As samples are collected for volatile-type analyses, trip blanks are placed in the cooler with the sample containers; therefore, they are exposed to any potential contamination along with the field samples during shipping and storage. In accordance with the QAPjP (Kirtland AFB, 2017) and QAPP (Kirtland AFB, 2021) requirements, trip blank samples are to be included at a rate of one per cooler when collecting samples for volatile organic-type analyses. A total of 30 trip blank samples were shipped during the data gap well installation soil sampling accompanying samples for VOC and TPH-GRO analyses. Low-level detections of VOCs (toluene, 1,2,3-trichlorobenzene, 1,2,4-trichlorobenzene, 1,2-dichloropropane, naphthalene, n-butylbenzene, and bromomethane) were reported in trip blank samples however, no sample results were qualified since the associated field samples were non-detect.

Three trip blank samples accompanied groundwater samples for VOCs, EDB, and TPH-GRO. No detections of VOCs were reported in groundwater trip blanks. Appendix N-1 – Tables 4a and 4b summarize the results for trip blank samples for the data gap well installation sampling.

N-1.2.10 Equipment Rinse Blanks (Reason Code EB)

EBs are collected in the field to assess potential contamination from sampling equipment. Results for the EB samples are used to evaluate the efficiency of equipment decontamination procedures in the field. Twelve EB samples were collected during the data gap well installation soil sampling and three EB samples were collected in association with the groundwater sampling. The EB samples were prepared by rinsing the decontaminated sampling equipment with laboratory-grade water or store purchased Crystal Springs water, and then collecting the final rinse water into appropriate sample containers for analysis. The EB samples associated with the soil sampling were analyzed for VOCs, TPH-GRO and TPH-DRO. Low-level analyte detections were reported in EBs for TPH-DRO, xylenes, and toluene however, detections of these analytes were not reported in the associated samples or were reported at significantly higher concentrations. No soil data were qualified based on EBs.

The EB samples associated with the groundwater sampling were analyzed for VOCs, EDB, TPH, and metals. Low-level analyte detections of chloroform, bromodichloromethane, and dibromochloromethane were reported in EBs. These analytes were not reported in the associated field samples. No data were qualified based on EBs. The EB sample results were acceptable to demonstrate the equipment decontamination procedures for the data gap well installation sampling achieved project objectives. Appendix N-1 – Table 4a and 4b present the results of the EB samples.

N-1.2.11 Field Duplicate Samples (Reason Code FD)

In accordance with the project QAPjP (Kirtland AFB, 2017) and QAPP (Kirtland AFB, 2021) requirements, field duplicate samples are collected at a frequency of 10% of the total number of soil, groundwater, and soil vapor samples for the data gap well installation. Four field duplicate samples were collected in association with 42 soil samples, one field duplicate was collected for three groundwater samples, and one field duplicate was collected for three soil vapor samples. The 10 % frequency for field

duplicate samples was achieved for the data gap well installation at 9.5% (rounded to 10%) for soil samples, 33% for groundwater and soil vapor samples.

Field duplicate RPD is evaluated by calculating the RPD between the parent sample and the duplicate sample. The RPD was calculated using the following equation:

$$RPD = /(S-D)/[(S+D)/2]/ \times 100$$

where

S = Sample result.
D = Duplicate result.

Acceptable precision control criteria are established at less than or equal to 50% for soil and soil vapor samples as specified in the QAPjP (Kirtland AFB, 2017), and 35% for groundwater as specified in the QAPP (Kirtland AFB, 2021). The RPD was calculated between pairs of field duplicate samples when both results are reported at or above the LOQ.

Field duplicate sample results were within the required RPD for soil and groundwater. Field duplicate RPD exceeded the 50 percent criteria for soil vapor sample SV3-007-212 and duplicate SV3-007-612 for the VOC analytes propene and isopropyl alcohol. Soil vapor data qualified for field duplicate RPD is presented in Appendix N-1 – Table 3c. The results for the field duplicate samples collected during the data gap well installation sampling are presented on Appendix N-1 – Table 5a, 5b, and 5c. The field duplicate results demonstrate acceptable overall field sampling procedures and analytical method precision.

N-1.2.12 Sample Results with LOQ/PQLs Exceeding the Project Screening Level

During the data gap well installation groundwater analyses, 12 detect and non-detect sample results for VOCs, EDB and TPH-GRO were reported with LOQ/PQLs that exceeded the project screening level. Five detections of EDB, benzene, TPH-GRO, and 1,2,3-trichloropropane above the project screening level exhibited elevated LOQ/PQLs as a result of the high concentration of these analytes in the samples and therefore, requiring sample dilution during analysis. Elevated concentrations of target analytes in a sample results in sample dilution during analysis in order to meet DoD QSM (DoD, 2019) and EPA analytical method criteria. When samples require dilution, all analyte reporting limits become elevated by the amount of the dilution and thus resulting in the exceedances listed in Appendix N-1─Table 6a. Data validation guidelines determine these data to be usable and achieve project data quality objectives. Five non-detect VOC analytes (acrolein, acrylonitrile, hexachlorobutadiene, 1,2-dibromo-3-chloropropane and 1,2,3-trichloropropane) exhibited elevated LOQ/PQLs due to the high concentrations of target analytes in the samples, or due to the project screening levels (EPA tap water regional screening level) for these are not achievable with the laboratory reporting limits. It should be noted however, these VOC analytes have not been identified as constituents of concern for the BFF site.

In addition, the EDB LOQ/PQL for three soil vapor samples and a field duplicate exceeded the project screening level due to the elevated EDB sample concentrations requiring dilution during analysis. As noted above, when samples require dilution to bring target analytes within the instrument calibration range, all analyte reporting limits become elevated in the sample. Soil vapor results with LOQ/PQLs exceeding project screening levels are presented in Appendix N-1 – Table 6b.

N-1.2.13 Professional Judgement

Professional judgement may be applied by a third-party data validation subcontractor or the project chemist during the data review process to apply validation qualifiers based on site-specific knowledge, historical data, comparability of data, and analytical expertise. There were no exceptions to the validation qualifiers as applied to the data in accordance with the project QAPjP (Kirtland AFB, 2017) and QAPP (Kirtland AFB, 2021) and other guidelines used in the validation review for the data gap well installation data.

N-1.3 Completeness

The following sections present a discussion of contractual, analytical, and technical completeness for the source zone coring analytical data. Completeness calculations were performed for the samples that are used for project decisions. Completeness results are presented in the following sections.

N-1.3.1 Contractual Completeness

Contractual completeness is a quantitative determination of the number of unqualified results compared to the total number of sample results expressed as a percentage, based on data qualified for QC outliers related to analytical method performance. These include data qualified for calibration or method blank contamination, missed holding times, LCS recovery, and/or precision. The contractual completeness goal is 95%. Contractual completeness was calculated as follows:

$$\text{Percent Contractual Completeness} = \frac{\text{Number of Unqualified Results}}{\text{Total Number of Results}} \times 100$$

Soil sample data were qualified based on calibration verification exceedance for VOCs and one method blank detection of acetone (78 qualified analytes out of the 3,174 total analytes). Contractual completeness for the soil sample data is 96.3%. The 95% contractual completeness objective was achieved for all methods for the soil sampling.

Groundwater sample data were qualified based on calibration verification exceedance for VOCs (6 qualified analytes out of 349 total analytes). Contractual completeness for the groundwater sample data is 98.3%. The 95% contractual completeness objective was achieved for all of the methods for the groundwater sampling.

Soil vapor sample data were qualified based on LCS recovery for ethyl acetate (1 qualified analyte out of 172 total analytes). Contractual completeness for the soil vapor sample data is 99.4%. The 95% contractual completeness objective was achieved for the soil vapor sampling.

N-1.3.2 Analytical Completeness

Analytical completeness is a quantitative measure of the number of unqualified data results compared to the total number of results expressed as a percentage, based on the target analytes qualified for exceedances of QC requirements for calibration, LCS, MS/MSD, surrogate, method precision, and laboratory method blank contamination results. The analytical completeness goal is 90% for the project. Analytical completeness was calculated as follows:

$$\text{Percent Analytical Completeness} = \frac{\text{Number of Unqualified Results}}{\text{Total Number of Results}} \times 100$$

A total of 128 soil sample results were qualified "U", "UJ", and "J" based on method blank contamination (acetone), VOC CCV exceedances, surrogate recovery exceedances (VOC and TPH-GRO), and MS/MSD recovery (TPH-GRO) out of a total number of 3,174 analyte results, for an analytical completeness of 96%. The analytical completeness objective was achieved for the data gap well installation soil sampling.

A total of seven groundwater sample results were qualified "UJ" and "J" based on VOC CCV exceedance and MS/MSD recovery for alkalinity out of a total number of 349 analyte results, for an analytical completeness of 98%. The analytical completeness objective was achieved for the data gap well installation groundwater sampling.

Five soil vapor sample results were qualified "J" based on LCS recovery and field duplicate RPD out of 172 analyte results, for an analytical completeness of 97%. The analytical completeness objective was achieved for the data gap well installation soil vapor sampling.

Qualified sample data ("J", "UJ", and "U") are usable to achieve project objectives. No analytical data for the data gap well installation samples were rejected ("R" qualified) and qualified unusable based on analytical completeness.

N-1.3.3 Technical Completeness

Technical completeness is a quantitative measure of the data usability based on the number of rejected data compared to the total number of sample results. The technical completeness goal for the source zone coring event is equal to or greater than 95%. The technical completeness calculation considers all data that are not rejected ("R" qualified) usable data to achieve project objectives. The technical completeness was calculated as follows:

$$\text{Percent Technical Completeness} = \frac{\text{Number of Usable Results}}{\text{Total Number of Results}} \times 100$$

The project data quality objectives were achieved for all methods for the soil, groundwater, and soil vapor sampling. No data were rejected, and the technical completeness for all data collected in support of the data gap well installations is 100% for all parameters and is provided in Appendix N-1 – Tables 7a, 7b, and 7c.

N-1.3.4 Data Analysis Completeness

As a part of the data review process, chain-of-custody forms and project data deliverables are reviewed for completeness against the Work Plan (Kirtland AFB, 2020) and Work Plan Table 6-1 – Groundwater Monitoring and Sampling Requirement for Data Gap Wells, and compliance with the sampling plan, to ensure that analytical results were reported for all planned methods and samples with the laboratory receipt exceptions noted in Section 1.1.1.

Data deliverable completeness for the data gap well installation data deliverables was determined to be 100% complete as received from the laboratory. Level II analytical data packages are provided in Appendix N-2, N-3, and N-4. Level IV analytical reports are available upon request.

N-1.4 Representativeness and Comparability

Data gap monitoring well installation sampling was conducted in accordance with the sampling and analysis protocols and standard operating procedures documented in the Work Plan (Kirtland AFB, 2020). Approved procedures were used to collect, preserve, document, and ship samples to the TA, ELLE, and ALS laboratories, thus ensuring the samples collected for the data gap sampling were representative of the project site and conditions.

The project laboratories maintain current DoD Environmental Laboratory Accreditation Program certification and adhered to the analytical methods documented in the project QAPjP (Kirtland AFB, 2017) and QAPP (Kirtland, 2021) and DoD QSM (DoD, 2019) requirements to prepare and analyze samples and report the data. This certification ensures the comparability of the analytical results between different samples. For the data gap well installation data, an EPA Stage 2B/3 data review was performed on 100% of the analytical data to verify that the laboratory complied with the DoD QSM (DoD, 2019), project QAPjP/QAPP, and method requirements. QC results that exceeded method control criteria resulted in data qualification as presented in the previous sections. Based on a review of the completed sample collection logs, chain-of-custody forms, sample receipt forms, and laboratory data packages, the analytical data reported for the data gap well installations achieved the project data representativeness and comparability requirements.

N-1.5 Sensitivity

Data sensitivity for data gap monitoring well installation data was achieved by complying with the analytical method guidelines and RLs specified in the project QAPjP (Kirtland AFB, 2017) and QAPP (Kirtland, 2021) and in accordance with DoD QSM (DoD, 2019) requirements. Elevated sample RLs are associated with elevated concentrations of target analytes or sample matrix interference in the soil, groundwater, or soil vapor samples, resulting in sample dilution performed during analysis as necessary. For the analytical results, detections of target compounds reported below the LOQ/PQL are “J” flagged as estimated values. Non-detect analytes are reported at the LOD (comparable to the EPA reporting detection limit) per the DoD QSM (DoD, 2019) requirements unless as noted above.

N-1.6 Conclusions

The analytical data reported for the data gap well installation sampling have been reviewed for precision, accuracy (bias), representativeness, comparability, completeness, and sensitivity. Data quality exceedances that resulted in data qualification include: 1) method blank contamination for VOCs in soil; 2) CCV exceedance for VOCs in soil and groundwater; 3) MS/MSD recovery exceedances for VOCs and TPH-GRO in soil, and alkalinity in groundwater; 4) LCS recovery exceedance for VOCs in soil vapor; 5) surrogate recovery exceedance for VOCs and TPH-GRO in soil; and 6) field duplicate RPD for VOCs in soil vapor. Analytical data are qualified as estimated detect and non-detect data results. Estimated sample data are usable to achieve project objectives. The 95% technical completeness goal was achieved for all analytical methods for the data gap well installation sampling. Data are usable to achieve the project data quality objectives as qualified based on validation.

N-1.7 References

American Public Health Association. 2005. *Standard Methods for the Examination of Water and Wastewater, 22nd Edition.*

Department of Defense (DoD). 2019. Final General Data Validation Guidelines. November.

DoD and Department of Energy. 2019. *Consolidated Quality Systems Manual for Environmental Laboratories, Version 5.3.* May.

(U.S.) Environmental Protection Agency (EPA). 983. *Methods for Chemical Analysis of Water and Wastes, EPA-600/4-79-020.* March.

EPA. 1986. *Test Methods for Evaluating Solid Wastes, Physical/Chemical Methods, Third Edition and Updates.* September.

EPA. 1999. *Compendium of Methods for the Determination of Toxic Organic Compounds in Ambient Air, Method TO-15, Second Edition, EPA/625/R-96/010b.* January.

EPA. 2014. *EPA Contract Laboratory Program, National Functional Guidelines for Superfund Organic Methods Data Review, EPA-540-R-014-002.* Office of Superfund Remediation and Technology Innovation. August.

_____. 2017a. *EPA National Functional Guidelines for Organic Superfund Methods Data Review EPA-540-R-2017-002.* Office of Superfund Remediation and Technology Innovation. January.

———. 2017b. *EPA National Functional Guidelines for Inorganic Superfund Methods Data Review, EPA-540-R-2017-001.* Office of Superfund Remediation and Technology Innovation. January.

Kirtland Air Force Base (AFB). 2017. *Work Plan for Vadose Zone Coring, Vapor Monitoring, and Water Supply Sampling Revision 2, Appendix A, Bulk Fuels Facility, Solid Waste Management Unit ST-106/SS-111.* Prepared by EA Engineering, Science, and Technology, Inc., PBC for U.S. Army Corps of Engineers–Albuquerque District under Contract W9128F-13-D-0006. December.

Kirtland AFB. 2020. *Work Plan for Data Gap Monitoring Well Installation KAFB-106248 to KAFB-106252 and KAFB-106S10, Bulk Fuels Facility, Solid Waste Management Unit ST-106/SS-111.* Prepared by EA Engineering, Science, and Technology, Inc., PBC for U.S. Army Corps of Engineers–Albuquerque District under Contract W9128F-13-D-0006. September.

Kirtland AFB. 2021. *Quality Assurance Project Plan for Groundwater Monitoring and Interim Remedial Operations, Bulk Fuels Facility, Solid Waste Management Unit ST-106/SS-111.* Prepared by EA Engineering, Science, and Technology, Inc., PBC for U.S. Army Corps of Engineers–Albuquerque District under Contract W912PP20C0020. March.

TABLES

List of Appendix N-1 Tables

Table 1a	Soil Sample Collection Summary
Table 1b	Groundwater Sample Collection Summary
Table 1c	Soil Vapor Sample Collection Summary
Table 2	Data Qualification Flags and Reason Codes
Table 3a	Soil Qualified Sample Results
Table 3b	Groundwater Qualified Sample Results
Table 3c	Soil Vapor Qualified Sample Results
Table 4a	Soil Field Quality Control Sample Results
Table 4b	Groundwater Field Quality Control Sample Results
Table 5a	Soil Field Duplicate Sample Results
Table 5b	Groundwater Field Duplicate Sample Results
Table 5c	Soil Vapor Field Duplicate Sample Results
Table 6a	Groundwater Results with LOQ/PQLs Exceeding the Project Screening Level
Table 6b	Soil Vapor Results with LOQ/PQLs Exceeding the Project Screening Level
Table 7a	Technical Data Completeness – Soil
Table 7b	Technical Data Completeness – Groundwater
Table 7c	Technical Data Completeness – Soil Vapor

Table N-1-1a
Soil Sample Collection Summary

Sample Location ID	Field Sample ID	Sample Date	Sample Delivery Group	Analytical Parameter[a]	Comments
KAFB-106S10	P-S10A-211120-230	11/21/2020	280-143110-1	TPH	
KAFB-106S10	V-S10A-211120-230	11/21/2020	280-143110-1	VOCs	
KAFB-106S10	P-S10A-221120-240	11/22/2020	280-143110-1	TPH	
KAFB-106S10	V-S10A-221120-240	11/22/2020	280-143110-1	VOCs	
KAFB-106S10	P-S10A-221120-245	11/22/2020	280-143110-1	TPH	
KAFB-106S10	V-S10A-221120-245	11/22/2020	280-143110-1	VOCs	
KAFB-106S10	P-S10A-221120-250	11/22/2020	280-143110-1	TPH	
KAFB-106S10	V-S10A-221120-250	11/22/2020	280-143110-1	VOCs	
KAFB-106S10	P-S10A-221120-260	11/22/2020	280-143110-1	TPH	
KAFB-106S10	V-S10A-221120-260	11/22/2020	280-143110-1	VOCs	
KAFB-106S10	P-S10A-221120-270	11/22/2020	280-143110-1	TPH	
KAFB-106S10	V-S10A-221120-270	11/22/2020	280-143110-1	VOCs	
KAFB-106S10	P-S10A-241120-280	11/24/2020	280-143187-1	TPH	
KAFB-106S10	V-S10A-241120-280	11/24/2020	280-143187-1	VOCs	
KAFB-106S10	P-S10A-241120-281	11/24/2020	280-143187-1	TPH	
KAFB-106S10	V-S10A-241120-281	11/24/2020	280-143187-1	VOCs	
KAFB-106S10	P-S10A-241120-291	11/24/2020	280-143187-1	TPH	Field Duplicate
KAFB-106S10	V-S10A-241120-291	11/24/2020	280-143187-1	VOCs	Field Duplicate
KAFB-106S10	P-S10A-241120-300	11/24/2020	280-143187-1	TPH	MS/MSD
KAFB-106S10	V-S10A-241120-300	11/24/2020	280-143187-1	VOCs	MS/MSD
KAFB-106S10	P-S10A-241120-310	11/24/2020	280-143187-1	TPH	
KAFB-106S10	V-S10A-241120-310	11/24/2020	280-143187-1	VOCs	
KAFB-106S10	P-S10A-241120-320	11/24/2020	280-143187-1	TPH	
KAFB-106S10	V-S10A-241120-320	11/24/2020	280-143187-1	VOCs	
KAFB-106S10	P-S10A-251120-330	11/25/2020	280-143196-1	TPH	
KAFB-106S10	V-S10A-251120-330	11/25/2020	280-143196-1	VOCs	
KAFB-106S10	P-S10A-251120-340	11/25/2020	280-143196-1	TPH	
KAFB-106S10	V-S10A-251120-340	11/25/2020	280-143196-1	VOCs	
KAFB-106S10	P-S10A-251120-350	11/25/2020	280-143196-1	TPH	
KAFB-106S10	V-S10A-251120-350	11/25/2020	280-143196-1	VOCs	
KAFB-106S10	P-S10A-011220-360	12/1/2020	280-143328-1	TPH	Field Duplicate, MS/MSD
KAFB-106S10	V-S10A-011220-360	12/1/2020	280-143328-1	VOCs	Field Duplicate
KAFB-106S10	P-S10A-011220-370	12/1/2020	280-143328-1	TPH	
KAFB-106S10	V-S10A-011220-370	12/1/2020	280-143328-1	VOCs	
KAFB-106S10	P-S10A-011220-380	12/1/2020	280-143328-1	TPH	
KAFB-106S10	V-S10A-011220-380	12/1/2020	280-143328-1	VOCs	
KAFB-106S10	P-S10A-021220-390	12/2/2020	280-143381-1	TPH	MS/MSD
KAFB-106S10	V-S10A-021220-390	12/2/2020	280-143381-1	VOCs	
KAFB-106S10	P-S10A-121220-400	12/12/2020	280-143774-1	TPH	
KAFB-106S10	V-S10A-121220-400	12/12/2020	280-143774-1	VOCs	
KAFB-106S10	P-S10A-121220-410	12/12/2020	280-143774-1	TPH	
KAFB-106S10	V-S10A-121220-410	12/12/2020	280-143774-1	VOCs	
KAFB-106S10	P-S10A-121220-415	12/12/2020	280-143774-1	TPH	
KAFB-106S10	V-S10A-121220-415	12/12/2020	280-143774-1	VOCs	
KAFB-106S10	P-S10A-121220-420	12/12/2020	280-143774-1	TPH	
KAFB-106S10	V-S10A-121220-420	12/12/2020	280-143774-1	VOCs	
KAFB-106S10	P-S10A-131220-433	12/13/2020	280-143774-1	TPH	
KAFB-106S10	V-S10A-131220-433	12/13/2020	280-143774-1	VOCs	
KAFB-106S10	P-S10A-131220-440	12/13/2020	280-143774-1	TPH	
KAFB-106S10	V-S10A-131220-440	12/13/2020	280-143774-1	VOCs	
KAFB-106S10	P-S10A-131220-450	12/13/2020	280-143774-1	TPH	
KAFB-106S10	V-S10A-131220-450	12/13/2020	280-143774-1	VOCs	
KAFB-106S10	P-S10A-131220-460	12/13/2020	280-143774-1	TPH	
KAFB-106S10	V-S10A-131220-460	12/13/2020	280-143774-1	VOCs	
KAFB-106S10	P-S10A-141220-470	12/14/2020	280-143774-1	TPH	
KAFB-106S10	V-S10A-141220-470	12/14/2020	280-143774-1	VOCs	
KAFB-106S10	P-S10A-141220-480	12/14/2020	280-143774-1	TPH	
KAFB-106S10	V-S10A-141220-480	12/14/2020	280-143774-1	VOCs	
KAFB-106S10	P-S10A-141220-490	12/14/2020	280-143774-1	TPH	
KAFB-106S10	V-S10A-141220-490	12/14/2020	280-143774-1	VOCs	
KAFB-106S10	P-S10A-141220-500	12/14/2020	280-143774-1	TPH	MS/MSD
KAFB-106S10	V-S10A-141220-500	12/14/2020	280-143774-1	VOCs	MS/MSD
KAFB-106S10	P-S10A-141220-510	12/14/2020	280-143774-1	TPH	
KAFB-106S10	V-S10A-141220-510	12/14/2020	280-143774-1	VOCs	
KAFB-106S10	P-S10A-141220-517	12/14/2020	280-143774-1	TPH	Field Duplicate
KAFB-106S10	V-S10A-141220-517	12/14/2020	280-143774-1	VOCs	Field Duplicate
KAFB-106V3	P-106V3-121120-280.5	11/12/2020	280-142782-1	TPH	MS/MSD
KAFB-106V3	V-106V3-121120-280.5	11/12/2020	280-142782-1	VOCs	
KAFB-106V3	P-106V3-111120-230	11/11/2020	280-142697-1	TPH	
KAFB-106V3	V-106V3-111120-230	11/11/2020	280-142697-1	VOCs	
KAFB-106V3	P-106V3-111120-240	11/11/2020	280-142697-1	TPH	
KAFB-106V3	V-106V3-111120-240	11/11/2020	280-142697-1	VOCs	
KAFB-106V3	P-106V3-111120-250	11/11/2020	280-142697-1	TPH	
KAFB-106V3	V-106V3-111120-250	11/11/2020	280-142697-1	VOCs	
KAFB-106V3	P-106V3-111120-260	11/11/2020	280-142697-1	TPH	
KAFB-106V3	V-106V3-111120-260	11/11/2020	280-142697-1	VOCs	
KAFB-106V3	P-106V3-121120-270	11/12/2020	280-142782-1	TPH	
KAFB-106V3	V-106V3-121120-270	11/12/2020	280-142782-1	VOCs	

Table N-1-1a
Soil Sample Collection Summary

Sample Location ID	Field Sample ID	Sample Date	Sample Delivery Group	Analytical Parameter[a]	Comments
KAFB-106V3	P-106V3-121120-271	11/12/2020	280-142782-1	TPH	
KAFB-106V3	V-106V3-121120-271	11/12/2020	280-142782-1	VOCs	
KAFB-106V3	P-106V3-121120-290	11/12/2020	280-142782-1	TPH	MS/MSD
KAFB-106V3	V-106V3-121120-290	11/12/2020	280-142782-1	VOCs	
KAFB-106V3	P-106V3-121120-300	11/12/2020	280-142782-1	TPH	Field Duplicate, MS/MSD
KAFB-106V3	V-106V3-121120-300	11/12/2020	280-142782-1	VOCs	Field Duplicate
Equipment Blank	RB-106V3-101120-01	11/10/2020	280-142697-1	TPH	
Equipment Blank	RB-106V3-101120-01	11/10/2020	280-142697-1	VOCs	
Equipment Blank	RB-106V3-111120-01	11/11/2020	280-142697-1	TPH	
Equipment Blank	RB-106V3-111120-01	11/11/2020	280-142697-1	VOCs	
Equipment Blank	RB-S10A-041220-01	12/4/2020	280-143485-1	TPH	
Equipment Blank	RB-S10A-041220-01	12/4/2020	280-143485-1	VOCs	
Equipment Blank	RB-S10A-041220-02	12/4/2020	280-143485-1	TPH	
Equipment Blank	RB-S10A-041220-02	12/4/2020	280-143485-1	VOCs	
Equipment Blank	RB-S10A-171120-01	11/17/2020	280-142915-1	TPH	
Equipment Blank	RB-S10A-171120-01	11/17/2020	280-142915-1	VOCs	
Equipment Blank	RB-S10A-171120-02	11/17/2020	280-142915-1	TPH	
Equipment Blank	RB-S10A-171120-02	11/17/2020	280-142915-1	VOCs	
Trip Blank	TB-106V3-111120-01	11/11/2020	280-142697-1	TPH	
Trip Blank	TB-106V3-111120-01	11/11/2020	280-142697-1	VOCs	
Trip Blank	TB-106V3-121120-01	11/12/2020	280-142782-1	TPH	
Trip Blank	TB-106V3-121120-01	11/12/2020	280-142782-1	VOCs	
Trip Blank	TB-106V3-121120-02	11/12/2020	280-142782-1	TPH	
Trip Blank	TB-106V3-121120-02	11/12/2020	280-142782-1	VOCs	
Trip Blank	TB-S10A-011220-01	12/1/2020	280-143328-1	TPH	
Trip Blank	TB-S10A-011220-01	12/1/2020	280-143328-1	VOCs	
Trip Blank	TB-S10A-021220-01	12/2/2020	280-143381-1	TPH	
Trip Blank	TB-S10A-021220-01	12/2/2020	280-143381-1	VOCs	
Trip Blank	TB-S10A-141220-01	12/14/2020	280-143774-1	TPH	
Trip Blank	TB-S10A-141220-01	12/14/2020	280-143774-1	VOCs	
Trip Blank	TB-S10A-141220-02	12/14/2020	280-143774-1	TPH	
Trip Blank	TB-S10A-141220-02	12/14/2020	280-143774-1	VOCs	
Trip Blank	TB-S10A-141220-03	12/14/2020	280-143774-1	TPH	
Trip Blank	TB-S10A-141220-03	12/14/2020	280-143774-1	VOCs	
Trip Blank	TB-S10A-141220-04	12/14/2020	280-143774-1	TPH	
Trip Blank	TB-S10A-141220-04	12/14/2020	280-143774-1	VOCs	
Trip Blank	TB-S10A-231120-01	11/23/2020	280-143110-1	TPH	
Trip Blank	TB-S10A-231120-01	11/23/2020	280-143110-1	VOCs	
Trip Blank	TB-S10A-231120-02	11/23/2020	280-143110-1	TPH	
Trip Blank	TB-S10A-231120-02	11/23/2020	280-143110-1	VOCs	
Trip Blank	TB-S10A-241120-01	11/24/2020	280-143187-1	TPH	
Trip Blank	TB-S10A-241120-01	11/24/2020	280-143187-1	VOCs	
Trip Blank	TB-S10A-241120-02	11/24/2020	280-143187-1	TPH	
Trip Blank	TB-S10A-241120-02	11/24/2020	280-143187-1	VOCs	
Trip Blank	TB-S10A-241120-03	11/24/2020	280-143187-1	TPH	
Trip Blank	TB-S10A-241120-03	11/24/2020	280-143187-1	VOCs	
Trip Blank	TB-S10A-271120-01	11/27/2020	280-143196-1	TPH	
Trip Blank	TB-S10A-271120-01	11/27/2020	280-143196-1	VOCs	

[a]Analytical methods include: Method SW8260B/C for VOCs; Method SW8015D modified for TPH gasoline range organics and diesel range organics.
[b] Method SW8260C for VOCs.
ID = identification
MS = matrix spike
MSD = matrix spike duplicate
MW = monitoring well
TPH = total petroleum hydrocarbons
VOCs = volatile organic compounds

Table N-1-1b
Groundwater Sample Collection Summary

Sample Location ID	Field Sample ID	Sample Date	Sample Delivery Group	Analytical Parameter[a]	Comments
KAFB-106248-452	GW248-452-212	4/5/2021	410-34809-1	VOCs, TPH, EDB, metals, anions, alkalinity	Field Duplicate
KAFB-106252-425	GW252-425-211	3/23/2021	410-33446-1	VOCs, TPH, EDB, metals, anions, alkalinity	
KAFB-106S10-443	GWS10-204	12/30/2020	410-25392-1	VOCs, TPH, EDB, metals, anions, alkalinity	
Equipment Blank	ERS10-123020-01	12/30/2020	410-25392-1	VOCs, TPH, EDB, metals	
Equipment Blank	ER211-03	3/23/2021	410-33446-1	VOCs, TPH, EDB, metals	
Equipment Blank	ER212-01	4/5/2021	410-34809-1	VOCs, TPH, EDB, metals	
Trip Blank	TB01	12/30/2020	410-25392-1	VOCs, TPH, EDB	
Trip Blank	TB-211-30	3/23/2021	410-33446-1	VOCs, TPH, EDB	
Trip Blank	TB212-17	4/5/2021	410-34809-1	VOCs, TPH, EDB	

[a]Analytical methods include: Method SW8260C for VOCs; Method SW8011 for EDB; Methods SW6010C/6020A for total metals (calcium, potassium, magnesium, sodium /arsenic and lead); Method SW6010C for dissolved iron and manganese. Anion analyses include Method E300.0A for bromide, chloride and sulfate; Method E353.2 for nitrate/nitrite. Alkalinity is analyzed by Method SM2320B. Method SW8015M modified for TPH gasoline range organics and diesel range organics.

EDB = ethylene dibromide
ID = identification
MS = matrix spike
MSD = matrix spike duplicate
MW = monitoring well
TPH = total petroleum hydrocarbons
VOCs = volatile organic compounds

Table N-1-1c
Soil Vapor Sample Collection Summary

Sample Location ID	Field Sample ID	Sample Date	Sample Delivery Group	Analytical Parameter[a]	Comments
KAFB-106V3-007	SV3-007-212	4/20/2021	P2102359	VOCs	Field Duplicate
KAFB-106V3-015	SV3-015-212	4/20/2021	P2102359	VOCs	
KAFB-106V3-272	SV3-272-212	4/20/2021	P2102359	VOCs	

[a]Analytical methods include VOCs by EPA Method TO-15.
ID = identification
MW = monitoring well
VOCs = volatile organic compounds

Table N-1-2
Data Qualification Flags and Reason Codes

Data Qualifier Definitions for Data Validation

Qualifier	Definition
	No Qualifier indicates that the data are acceptable both qualitatively and quantitatively.
U	The analyte was analyzed for but was not detected above the detection limit. The value associated with the U-qualifier is the limit of detection.
J	The analyte was analyzed for and was positively identified, but the reported numerical value may not be consistent with the amount actually present in the environmental sample. Results are estimated, although the data are considered usable and may be used as appropriate to meet project objectives. Results are qualitatively acceptable and quantitatively uncertain.
J-	The analyte was positively identified; the associated numerical value is its approximate concentration with a low bias in the sample.
J+	The analyte was positively identified; the associated numerical value is its approximate concentration with a high bias in the sample.
UJ	The analyte was analyzed for but was not detected. The reported quantitation limit is approximate and may be inaccurate or imprecise.
R	The analyte was analyzed for, but the presence or absence of the analyte has not been verified. Re-sampling and re-analysis may be necessary to confirm or deny the presence of the analyte. Results are rejected, and data are unusable for any purposes.

Reason Codes for Data Validation

Reason Code	Description
CB/CCB	Calibration blank or continuing calibration blank outside of control limits
CCV	Calibration verification outside of control limits
EB	Equipment rinse blank contamination
FB	Field blank contamination
FD	Field duplicate sample results out of control criteria
HT	Holding time exceedance
ICS	Interference check sample
LCS	Laboratory control sample recovery out of control criteria
MB	Method blank contamination
MS/MSD	Matrix spike/ matrix spike duplicate recovery outside of control criteria
RPD	Relative percent difference outside of control limits
SD	ICP serial dilution out of control criteria
SURR	Surrogate recovery outside of control limits
TB	Trip blank contamination

MW = monitoring well

Table N-1-3a
Soil Sample Qualified Results

Well Location ID	Sample Name	Sample Delivery Group	Collection Method	Sample Type	Analyte	Data Qualifier	Validation Reason Code
KAFB-106S10	P-S10A-121220-415	280-143774-1	Grab	N	TPH-GRO (C6-C10)	J	Surrogate Recovery
KAFB-106S10	P-S10A-121220-420	280-143774-1	Grab	N	TPH-GRO (C6-C10)	J	Surrogate Recovery
KAFB-106S10	P-S10A-141220-480	280-143774-1	Grab	N	TPH-GRO (C6-C10)	J	Surrogate Recovery
KAFB-106S10	P-S10A-141220-490	280-143774-1	Grab	N	TPH-GRO (C6-C10)	J	Surrogate Recovery
KAFB-106S10	P-S10A-141220-500	280-143774-1	Grab	N	TPH-GRO (C6-C10)	J	MS/MSD Recovery
KAFB-106S10	V-S10A-121220-400	280-143774-1	Grab	N	Chloroethane	UJ	Verification
KAFB-106S10	V-S10A-121220-415	280-143774-1	Grab	N	1,2,4-Trimethylbenzene	J	Surrogate Recovery
KAFB-106S10	V-S10A-121220-415	280-143774-1	Grab	N	1,3,5-Trimethylbenzene	J	Surrogate Recovery
KAFB-106S10	V-S10A-121220-415	280-143774-1	Grab	N	4-Isopropyltoluene	J	Surrogate Recovery
KAFB-106S10	V-S10A-121220-415	280-143774-1	Grab	N	Benzene	J	Surrogate Recovery
KAFB-106S10	V-S10A-121220-415	280-143774-1	Grab	N	Ethylbenzene	J	Surrogate Recovery
KAFB-106S10	V-S10A-121220-415	280-143774-1	Grab	N	Isopropylbenzene	J	Surrogate Recovery
KAFB-106S10	V-S10A-121220-415	280-143774-1	Grab	N	m- & p-Xylenes	J	Surrogate Recovery
KAFB-106S10	V-S10A-121220-415	280-143774-1	Grab	N	n-Butylbenzene	J	Surrogate Recovery
KAFB-106S10	V-S10A-121220-415	280-143774-1	Grab	N	n-Propylbenzene	J	Surrogate Recovery
KAFB-106S10	V-S10A-121220-415	280-143774-1	Grab	N	o-Xylene	J	Surrogate Recovery
KAFB-106S10	V-S10A-121220-415	280-143774-1	Grab	N	sec-Butylbenzene	J	Surrogate Recovery
KAFB-106S10	V-S10A-121220-415	280-143774-1	Grab	N	Toluene	J	Surrogate Recovery
KAFB-106S10	V-S10A-121220-420	280-143774-1	Grab	N	1,2,4-Trimethylbenzene	J	Surrogate Recovery
KAFB-106S10	V-S10A-121220-420	280-143774-1	Grab	N	1,3,5-Trimethylbenzene	J	Surrogate Recovery
KAFB-106S10	V-S10A-121220-420	280-143774-1	Grab	N	4-Isopropyltoluene	J	Surrogate Recovery
KAFB-106S10	V-S10A-121220-420	280-143774-1	Grab	N	Acetone	J	Surrogate Recovery
KAFB-106S10	V-S10A-121220-420	280-143774-1	Grab	N	Benzene	J	Surrogate Recovery
KAFB-106S10	V-S10A-121220-420	280-143774-1	Grab	N	Ethylbenzene	J	Surrogate Recovery
KAFB-106S10	V-S10A-121220-420	280-143774-1	Grab	N	Isopropylbenzene	J	Surrogate Recovery
KAFB-106S10	V-S10A-121220-420	280-143774-1	Grab	N	n-Butylbenzene	J	Surrogate Recovery
KAFB-106S10	V-S10A-121220-420	280-143774-1	Grab	N	n-Propylbenzene	J	Surrogate Recovery
KAFB-106S10	V-S10A-121220-420	280-143774-1	Grab	N	sec-Butylbenzene	J	Surrogate Recovery
KAFB-106S10	V-S10A-141220-470	280-143774-1	Grab	N	1,3,5-Trimethylbenzene	J	Surrogate Recovery
KAFB-106S10	V-S10A-141220-470	280-143774-1	Grab	N	2-Butanone	J	Surrogate Recovery
KAFB-106S10	V-S10A-141220-470	280-143774-1	Grab	N	4-Isopropyltoluene	J	Surrogate Recovery
KAFB-106S10	V-S10A-141220-470	280-143774-1	Grab	N	Benzene	J	Surrogate Recovery
KAFB-106S10	V-S10A-141220-470	280-143774-1	Grab	N	Ethylbenzene	J	Surrogate Recovery
KAFB-106S10	V-S10A-141220-470	280-143774-1	Grab	N	Isopropylbenzene	J	Surrogate Recovery
KAFB-106S10	V-S10A-141220-470	280-143774-1	Grab	N	Naphthalene	J	Surrogate Recovery
KAFB-106S10	V-S10A-141220-470	280-143774-1	Grab	N	n-Butylbenzene	J	Surrogate Recovery
KAFB-106S10	V-S10A-141220-470	280-143774-1	Grab	N	n-Propylbenzene	J	Surrogate Recovery
KAFB-106S10	V-S10A-141220-470	280-143774-1	Grab	N	o-Xylene	J	Surrogate Recovery
KAFB-106S10	V-S10A-141220-470	280-143774-1	Grab	N	sec-Butylbenzene	J	Surrogate Recovery
KAFB-106S10	V-S10A-141220-480	280-143774-1	Grab	N	1,2,4-Trimethylbenzene	J	Surrogate Recovery
KAFB-106S10	V-S10A-141220-480	280-143774-1	Grab	N	1,3,5-Trimethylbenzene	J	Surrogate Recovery
KAFB-106S10	V-S10A-141220-480	280-143774-1	Grab	N	4-Isopropyltoluene	J	Surrogate Recovery

Table N-1-3a
Soil Sample Qualified Results

Well Location ID	Sample Name	Sample Delivery Group	Collection Method	Sample Type	Analyte	Data Qualifier	Validation Reason Code
KAFB-106S10	V-S10A-141220-480	280-143774-1	Grab	N	Acetone	J	Surrogate Recovery
KAFB-106S10	V-S10A-141220-480	280-143774-1	Grab	N	Ethylbenzene	J	Surrogate Recovery
KAFB-106S10	V-S10A-141220-480	280-143774-1	Grab	N	Isopropylbenzene	J	Surrogate Recovery
KAFB-106S10	V-S10A-141220-480	280-143774-1	Grab	N	Naphthalene	J	Surrogate Recovery
KAFB-106S10	V-S10A-141220-480	280-143774-1	Grab	N	n-Butylbenzene	J	Surrogate Recovery
KAFB-106S10	V-S10A-141220-480	280-143774-1	Grab	N	n-Propylbenzene	J	Surrogate Recovery
KAFB-106S10	V-S10A-141220-480	280-143774-1	Grab	N	sec-Butylbenzene	J	Surrogate Recovery
KAFB-106S10	V-S10A-211120-230	280-143110-1	Grab	N	1,1-Dichloropropene	UJ	Verification
KAFB-106S10	V-S10A-211120-230	280-143110-1	Grab	N	1,2-Dichloroethane	UJ	Verification
KAFB-106S10	V-S10A-211120-230	280-143110-1	Grab	N	Bromodichloromethane	UJ	Verification
KAFB-106S10	V-S10A-211120-230	280-143110-1	Grab	N	cis-1,3-Dichloropropene	UJ	Verification
KAFB-106S10	V-S10A-211120-230	280-143110-1	Grab	N	Methyl tert-butyl ether	UJ	Verification
KAFB-106S10	V-S10A-211120-230	280-143110-1	Grab	N	trans-1,3-Dichloropropene	UJ	Verification
KAFB-106S10	V-S10A-211120-230	280-143110-1	Grab	N	Vinyl chloride	UJ	Verification
KAFB-106S10	V-S10A-221120-240	280-143110-1	Grab	N	1,1-Dichloropropene	UJ	Verification
KAFB-106S10	V-S10A-221120-240	280-143110-1	Grab	N	1,2-Dichloroethane	UJ	Verification
KAFB-106S10	V-S10A-221120-240	280-143110-1	Grab	N	Bromodichloromethane	UJ	Verification
KAFB-106S10	V-S10A-221120-240	280-143110-1	Grab	N	cis-1,3-Dichloropropene	UJ	Verification
KAFB-106S10	V-S10A-221120-240	280-143110-1	Grab	N	Methyl tert-butyl ether	UJ	Verification
KAFB-106S10	V-S10A-221120-240	280-143110-1	Grab	N	trans-1,3-Dichloropropene	UJ	Verification
KAFB-106S10	V-S10A-221120-240	280-143110-1	Grab	N	Vinyl chloride	UJ	Verification
KAFB-106S10	V-S10A-221120-245	280-143110-1	Grab	N	1,1-Dichloropropene	UJ	Verification
KAFB-106S10	V-S10A-221120-245	280-143110-1	Grab	N	1,2-Dichloroethane	UJ	Verification
KAFB-106S10	V-S10A-221120-245	280-143110-1	Grab	N	Bromodichloromethane	UJ	Verification
KAFB-106S10	V-S10A-221120-245	280-143110-1	Grab	N	cis-1,3-Dichloropropene	UJ	Verification
KAFB-106S10	V-S10A-221120-245	280-143110-1	Grab	N	Methyl tert-butyl ether	UJ	Verification
KAFB-106S10	V-S10A-221120-245	280-143110-1	Grab	N	trans-1,3-Dichloropropene	UJ	Verification
KAFB-106S10	V-S10A-221120-245	280-143110-1	Grab	N	Vinyl chloride	UJ	Verification
KAFB-106S10	V-S10A-221120-250	280-143110-1	Grab	N	1,1-Dichloropropene	UJ	Verification
KAFB-106S10	V-S10A-221120-250	280-143110-1	Grab	N	1,2-Dichloroethane	UJ	Verification
KAFB-106S10	V-S10A-221120-250	280-143110-1	Grab	N	Bromodichloromethane	UJ	Verification
KAFB-106S10	V-S10A-221120-250	280-143110-1	Grab	N	cis-1,3-Dichloropropene	UJ	Verification
KAFB-106S10	V-S10A-221120-250	280-143110-1	Grab	N	Methyl tert-butyl ether	UJ	Verification
KAFB-106S10	V-S10A-221120-250	280-143110-1	Grab	N	trans-1,3-Dichloropropene	UJ	Verification
KAFB-106S10	V-S10A-221120-250	280-143110-1	Grab	N	Vinyl chloride	UJ	Verification
KAFB-106S10	V-S10A-221120-260	280-143110-1	Grab	N	1,1-Dichloropropene	UJ	Verification
KAFB-106S10	V-S10A-221120-260	280-143110-1	Grab	N	1,2-Dichloroethane	UJ	Verification
KAFB-106S10	V-S10A-221120-260	280-143110-1	Grab	N	Bromodichloromethane	UJ	Verification

Table N-1-3a
Soil Sample Qualified Results

Well Location ID	Sample Name	Sample Delivery Group	Collection Method	Sample Type	Analyte	Data Qualifier	Validation Reason Code
KAFB-106S10	V-S10A-221120-260	280-143110-1	Grab	N	cis-1,3-Dichloropropene	UJ	Verification
KAFB-106S10	V-S10A-221120-260	280-143110-1	Grab	N	Methyl tert-butyl ether	UJ	Verification
KAFB-106S10	V-S10A-221120-260	280-143110-1	Grab	N	trans-1,3-Dichloropropene	UJ	Verification
KAFB-106S10	V-S10A-221120-260	280-143110-1	Grab	N	Vinyl chloride	UJ	Verification
KAFB-106S10	V-S10A-221120-270	280-143110-1	Grab	N	1,1-Dichloropropene	UJ	Verification
KAFB-106S10	V-S10A-221120-270	280-143110-1	Grab	N	1,2-Dichloroethane	UJ	Verification
KAFB-106S10	V-S10A-221120-270	280-143110-1	Grab	N	Bromodichloromethane	UJ	Verification
KAFB-106S10	V-S10A-221120-270	280-143110-1	Grab	N	cis-1,3-Dichloropropene	UJ	Verification
KAFB-106S10	V-S10A-221120-270	280-143110-1	Grab	N	Methyl tert-butyl ether	UJ	Verification
KAFB-106S10	V-S10A-221120-270	280-143110-1	Grab	N	trans-1,3-Dichloropropene	UJ	Verification
KAFB-106S10	V-S10A-221120-270	280-143110-1	Grab	N	Vinyl chloride	UJ	Verification
KAFB-106S10	V-S10A-241120-280	280-143187-1	Grab	N	Hexachloro-1,3-butadiene	UJ	Verification
KAFB-106S10	V-S10A-241120-280	280-143187-1	Grab	N	Methyl tert-butyl ether	UJ	Verification
KAFB-106S10	V-S10A-241120-281	280-143187-1	Grab	N	Hexachloro-1,3-butadiene	UJ	Verification
KAFB-106S10	V-S10A-241120-281	280-143187-1	Grab	N	Methyl tert-butyl ether	UJ	Verification
KAFB-106S10	V-S10A-241120-291	280-143187-1	Grab	N	Hexachloro-1,3-butadiene	UJ	Verification
KAFB-106S10	V-S10A-241120-291	280-143187-1	Grab	N	Methyl tert-butyl ether	UJ	Verification
KAFB-106S10	V-S10A-241120-300	280-143187-1	Grab	N	Bromochloromethane	UJ	MS/MSD Recovery
KAFB-106S10	V-S10A-241120-300	280-143187-1	Grab	N	Hexachloro-1,3-butadiene	UJ	Verification
KAFB-106S10	V-S10A-241120-300	280-143187-1	Grab	N	Methyl tert-butyl ether	UJ	Verification
KAFB-106S10	V-S10A-241120-310	280-143187-1	Grab	N	Hexachloro-1,3-butadiene	UJ	Verification
KAFB-106S10	V-S10A-241120-310	280-143187-1	Grab	N	Methyl tert-butyl ether	UJ	Verification
KAFB-106S10	V-S10A-241120-320	280-143187-1	Grab	N	Hexachloro-1,3-butadiene	UJ	Verification
KAFB-106S10	V-S10A-241120-320	280-143187-1	Grab	N	Methyl tert-butyl ether	UJ	Verification
KAFB-106S10	V-S10A-241125-291	280-143187-1	Grab	FD	Hexachloro-1,3-butadiene	UJ	Verification
KAFB-106S10	V-S10A-241125-291	280-143187-1	Grab	FD	Methyl tert-butyl ether	UJ	Verification
KAFB-106S10	V-S10A-251120-330	280-143196-1	Grab	N	1,1-Dichloropropene	UJ	Verification
KAFB-106S10	V-S10A-251120-330	280-143196-1	Grab	N	1,2-Dichloroethane	UJ	Verification
KAFB-106S10	V-S10A-251120-330	280-143196-1	Grab	N	Bromodichloromethane	UJ	Verification
KAFB-106S10	V-S10A-251120-330	280-143196-1	Grab	N	cis-1,3-Dichloropropene	UJ	Verification
KAFB-106S10	V-S10A-251120-330	280-143196-1	Grab	N	Methyl tert-butyl ether	UJ	Verification
KAFB-106S10	V-S10A-251120-330	280-143196-1	Grab	N	trans-1,3-Dichloropropene	UJ	Verification
KAFB-106S10	V-S10A-251120-330	280-143196-1	Grab	N	Vinyl chloride	UJ	Verification
KAFB-106S10	V-S10A-251120-340	280-143196-1	Grab	N	1,1-Dichloropropene	UJ	Verification
KAFB-106S10	V-S10A-251120-340	280-143196-1	Grab	N	1,2-Dichloroethane	UJ	Verification
KAFB-106S10	V-S10A-251120-340	280-143196-1	Grab	N	Bromodichloromethane	UJ	Verification
KAFB-106S10	V-S10A-251120-340	280-143196-1	Grab	N	cis-1,3-Dichloropropene	UJ	Verification
KAFB-106S10	V-S10A-251120-340	280-143196-1	Grab	N	Methyl tert-butyl ether	UJ	Verification

Table N-1-3a
Soil Sample Qualified Results

Well Location ID	Sample Name	Sample Delivery Group	Collection Method	Sample Type	Analyte	Data Qualifier	Validation Reason Code
KAFB-106S10	V-S10A-251120-340	280-143196-1	Grab	N	trans-1,3-Dichloropropene	UJ	Verification
KAFB-106S10	V-S10A-251120-340	280-143196-1	Grab	N	Vinyl chloride	UJ	Verification
KAFB-106S10	V-S10A-251120-350	280-143196-1	Grab	N	1,1-Dichloropropene	UJ	Verification
KAFB-106S10	V-S10A-251120-350	280-143196-1	Grab	N	1,2-Dichloroethane	UJ	Verification
KAFB-106S10	V-S10A-251120-350	280-143196-1	Grab	N	Bromodichloromethane	UJ	Verification
KAFB-106S10	V-S10A-251120-350	280-143196-1	Grab	N	cis-1,3-Dichloropropene	UJ	Verification
KAFB-106S10	V-S10A-251120-350	280-143196-1	Grab	N	Methyl tert-butyl ether	UJ	Verification
KAFB-106S10	V-S10A-251120-350	280-143196-1	Grab	N	trans-1,3-Dichloropropene	UJ	Verification
KAFB-106S10	V-S10A-251120-350	280-143196-1	Grab	N	Vinyl chloride	UJ	Verification
KAFB-106V3	V-106V3-111120-250	280-142697-1	Grab	N	Acetone	U	Method Blank

FD = Field duplicate
ID = identification
MS/MSD = matrix spike/matrix spike duplicate
MW = monitoring well
N = normal field sample
J = Qualifier denotes the analyte was positively identified, but the associated numerical value is estimated.
U = Qualifier denotes the analyte was analyzed for but was not detected above the detection limit.

Table N-1-3b
Groundwater Sample Qualified Results

Well Location ID	Sample Name	Sample Delivery Group	Collection Method	Sample Type	Analyte	Data Qualifier	Validation Reason Code
KAFB-106S10-443	GWS10-204	410-25392-1	LF	N	Alkalinity, total (as CaCO3)	J	MS/MSD Recovery
KAFB-106252-425	GW252-425-211	410-33446-1	LF	N	Acrylonitrile	UJ	Continuing Calibration Verification
KAFB-106252-425	GW252-425-211	410-33446-1	LF	N	4-Methyl-2-pentanone	UJ	Continuing Calibration Verification
KAFB-106252-425	GW252-425-211	410-33446-1	LF	N	2-Hexanone	UJ	Continuing Calibration Verification
KAFB-106252-425	GW252-425-211	410-33446-1	LF	N	2-Butanone	UJ	Continuing Calibration Verification
KAFB-106248-452	GW248-452-212	410-34809-1	LF	N	Bromochloromethane	UJ	Continuing Calibration Verification
KAFB-106248-452	GW248-452-612	410-34809-1	LF	FD	Bromochloromethane	UJ	Continuing Calibration Verification

FD = Field duplicate
ID = identification
LF = low-flow sampling
MS/MSD = matrix spike/matrix spike duplicate
MW = monitoring well
N = normal field sample
J = Qualifier denotes the analyte was positively identified, but the associated numerical value is estimated.
U = Qualifier denotes the analyte was analyzed for but was not detected above the detection limit.

Table N-1-3c
Soil Vapor Sample Qualified Results

Well Location ID	Sample Name	Sample Delivery Group	Collection Method	Sample Type	Analyte	Data Qualifier	Validation Reason Code
KAFB-106V3-007	SV3-007-212	P2102359	Summa	N	Propylene (propene)	J	Field Duplicate RPD
KAFB-106V3-007	SV3-007-212	P2102359	Summa	N	Isopropyl alcohol	J	Field Duplicate RPD
KAFB-106V3-007	SV3-007-612	P2102359	Summa	FD	Propylene (propene)	J	Field Duplicate RPD
KAFB-106V3-007	SV3-007-612	P2102359	Summa	FD	Isopropyl alcohol	J	Field Duplicate RPD
KAFB-106V3-015	SV3-015-212	P2102359	Summa	N	Ethyl acetate	J	Laboratory Control Spike

FD = Field duplicate

ID = identification

MW = monitoring well

N = normal field sample

RPD = relative percent difference

J = Qualifier denotes the analyte was positively identified, but the associated numerical value is estimated.

Table N-1-4a
Soil Field Quality Control Sample Results

		Field Sample ID:	RB-106V3-101120-01			RB-106V3-111120-01			RB-S10A-041220-01			RB-S10A-041220-02		
		Sample Date:	11/10/2020			11/11/2020			12/4/2020			12/4/2020		
		Sample Type:	RB			RB			RB			RB		
Parameter	**Analytical Method**	**Analyte**	**Result**	**Val Qual**	**LOD**	**Result**	**Val Qual**	**LOD**	**Result**	**Val Qual**	**LOD**	**Result**	**Val Qual**	**LOD**
EDB	Method SW8011 (µg/L)	1,2-Dibromoethane	—	—	—	—	—	—	—	—	—	—	—	—
VOCs	Method SW8260B/C (µg/L)	1,1,1,2-Tetrachloroethane	ND	U	0.8	ND	U	0.8	ND	U	0.8	ND	U	0.8
		1,1,1-Trichloroethane	ND	U	0.4	ND	U	0.4	ND	U	0.4	ND	U	0.4
		1,1,2,2-Tetrachloroethane	ND	U	0.8	ND	U	0.8	ND	U	0.8	ND	U	0.8
		1,1,2-Trichloroethane	ND	U	0.8	ND	U	0.8	ND	U	0.8	ND	U	0.8
		1,1-Dichloroethane	ND	U	0.8	ND	U	0.8	ND	U	0.8	ND	U	0.8
		1,1-Dichloroethene	ND	U	0.8	ND	U	0.8	ND	U	0.8	ND	U	0.8
		1,1-Dichloropropene	ND	U	0.4	ND	U	0.4	ND	U	0.4	ND	U	0.4
		1,2,3-Trichlorobenzene	ND	U	0.8	ND	U	0.8	ND	U	0.8	ND	U	0.8
		1,2,3-Trichloropropane	ND	U	0.8	ND	U	0.8	ND	U	0.8	ND	U	0.8
		1,2,4-Trichlorobenzene	ND	U	0.8	ND	U	0.8	ND	U	0.8	ND	U	0.8
		1,2,4-Trimethylbenzene	ND	U	0.4	ND	U	0.4	ND	U	0.4	ND	U	0.4
		1,2-Dibromo-3-chloropropane	ND	U	1.6	ND	U	1.6	ND	U	1.6	ND	U	1.6
		1,2-Dibromoethane	ND	U	0.4	ND	U	0.4	ND	U	0.4	ND	U	0.4
		1,2-Dichlorobenzene	ND	U	0.4	ND	U	0.4	ND	U	0.4	ND	U	0.4
		1,2-Dichloroethane	ND	U	0.4	ND	U	0.4	ND	U	0.4	ND	U	0.4
		1,2-Dichloroethene	ND	U	0.4	ND	U	0.4	ND	U	0.4	ND	U	0.4
		1,2-Dichloropropane	ND	U	0.4	ND	U	0.4	ND	U	0.4	ND	U	0.4
		1,3,5-Trimethylbenzene	ND	U	0.4	ND	U	0.4	ND	U	0.4	ND	U	0.4
		1,3-Dichlorobenzene	ND	U	0.4	ND	U	0.4	ND	U	0.4	ND	U	0.4
		1,3-Dichloropropane	ND	U	0.2	ND	U	0.2	ND	U	0.2	ND	U	0.2
		1,4-Dichlorobenzene	ND	U	0.4	ND	U	0.4	ND	U	0.4	ND	U	0.4
		2,2-Dichloropropane	ND	U	0.8	ND	U	0.8	ND	U	0.8	ND	U	0.8
		2-Butanone	ND	U	4	ND	U	4	ND	U	4	ND	U	4
		2-Chlorotoluene	ND	U	0.4	ND	U	0.4	ND	U	0.4	ND	U	0.4
		2-Hexanone	ND	U	4	ND	U	4	ND	U	4	ND	U	4
		4-Chlorotoluene	ND	U	0.8	ND	U	0.8	ND	U	0.8	ND	U	0.8
		4-Isopropyltoluene	ND	U	0.4	ND	U	0.4	ND	U	0.4	ND	U	0.4
		4-Methyl-2-pentanone	ND	U	3.2	ND	U	3.2	ND	U	3.2	ND	U	3.2
		Acetone	ND	U	6.4	ND	U	6.4	ND	U	6.4	ND	U	6.4
		Benzene	ND	U	0.4	ND	U	0.4	ND	U	0.4	ND	U	0.4
		Bromobenzene	ND	U	0.4	ND	U	0.4	ND	U	0.4	ND	U	0.4
		Bromochloromethane	ND	U	0.2	ND	U	0.2	ND	U	0.2	ND	U	0.2
		Bromodichloromethane	ND	U	0.4	ND	U	0.4	ND	U	0.4	ND	U	0.4

Table N-1-4a
Soil Field Quality Control Sample Results

		Field Sample ID:	RB-106V3-101120-01			RB-106V3-111120-01			RB-S10A-041220-01			RB-S10A-041220-02		
		Sample Date:	11/10/2020			11/11/2020			12/4/2020			12/4/2020		
		Sample Type:	RB			RB			RB			RB		
Parameter	**Analytical Method**	**Analyte**	**Result**	**Val Qual**	**LOD**	**Result**	**Val Qual**	**LOD**	**Result**	**Val Qual**	**LOD**	**Result**	**Val Qual**	**LOD**
VOCs	Method SW8260B/C (µg/L)	Bromoform	ND	U	1	ND	U	1	ND	U	1	ND	U	1
		Bromomethane	ND	U	0.8	ND	U	0.8	ND	U	0.8	ND	U	0.8
		Carbon disulfide	ND	U	0.8	ND	U	0.8	ND	U	0.8	ND	U	0.8
		Carbon tetrachloride	ND	U	0.4	ND	U	0.4	ND	U	0.4	ND	U	0.4
		Chlorobenzene	ND	U	0.4	ND	U	0.4	ND	U	0.4	ND	U	0.4
		Chloroethane	ND	U	1.6	ND	U	1.6	ND	U	1.6	ND	U	1.6
		Chloroform	ND	U	0.4	ND	U	0.4	ND	U	0.4	ND	U	0.4
		Chloromethane	ND	U	0.8	ND	U	0.8	ND	U	0.8	ND	U	0.8
		cis-1,2-Dichloroethene	ND	U	0.4	ND	U	0.4	ND	U	0.4	ND	U	0.4
		cis-1,3-Dichloropropene	ND	U	0.4	ND	U	0.4	ND	U	0.4	ND	U	0.4
		Dibromochloromethane	ND	U	0.4	ND	U	0.4	ND	U	0.4	ND	U	0.4
		Dibromomethane	ND	U	0.4	ND	U	0.4	ND	U	0.4	ND	U	0.4
		Dichlorodifluoromethane	ND	U	0.8	ND	U	0.8	ND	U	0.8	ND	U	0.8
		Ethylbenzene	ND	U	0.4	ND	U	0.4	ND	U	0.4	ND	U	0.4
		Hexachloro-1,3-butadiene	ND	U	0.8	ND	U	0.8	ND	U	0.8	ND	U	0.8
		Isopropylbenzene	ND	U	0.4	ND	U	0.4	ND	U	0.4	ND	U	0.4
		m- & p-Xylenes	0.17	J	0.8	ND	U	0.8	ND	U	0.8	ND	U	0.8
		Methyl tert-butyl ether	ND	U	0.8	ND	U	0.8	ND	U	0.8	ND	U	0.8
		Methylene chloride	ND	U	2	ND	U	2	ND	U	2	ND	U	2
		Naphthalene	ND	U	0.8	ND	U	0.8	ND	U	0.8	ND	U	0.8
		n-Butylbenzene	ND	U	0.8	ND	U	0.8	ND	U	0.8	ND	U	0.8
		n-Propylbenzene	ND	U	0.4	ND	U	0.4	ND	U	0.4	ND	U	0.4
		o-Xylene	ND	U	0.4	ND	U	0.4	ND	U	0.4	ND	U	0.4
		sec-Butylbenzene	ND	U	0.4	ND	U	0.4	ND	U	0.4	ND	U	0.4
		Styrene	ND	U	0.8	ND	U	0.8	ND	U	0.8	ND	U	0.8
		tert-Butylbenzene	ND	U	0.4	ND	U	0.4	ND	U	0.4	ND	U	0.4
		Tetrachloroethene	ND	U	0.4	ND	U	0.4	ND	U	0.4	ND	U	0.4
		Toluene	ND	U	0.4	ND	U	0.4	ND	U	0.4	ND	U	0.4
		trans-1,2-Dichloroethene	ND	U	0.4	ND	U	0.4	ND	U	0.4	ND	U	0.4
		trans-1,3-Dichloropropene	ND	U	0.4	ND	U	0.4	ND	U	0.4	ND	U	0.4
		Trichloroethene	ND	U	0.4	ND	U	0.4	ND	U	0.4	ND	U	0.4
		Trichlorofluoromethane	ND	U	0.8	ND	U	0.8	ND	U	0.8	ND	U	0.8
		Vinyl chloride	ND	U	0.2	ND	U	0.2	ND	U	0.2	ND	U	0.2
		TPH-DRO (C10-C28)	0.71	--	0.12	0.51	--	0.12	2.7	--	0.12	1.1	--	0.11
		TPH-GRO (C6-C10)	ND	U	25	ND	U	25	ND	UJ	25	ND	UJ	25

Table N-1-4a
Soil Field Quality Control Sample Results

		Field Sample ID:	RB-S10A-171120-01			RB-S10A-171120-02			TB-106V3-111120-01			TB-106V3-121120-01		
		Sample Date:	11/17/2020			11/17/2020			11/11/2020			11/12/2020		
		Sample Type:	RB			RB			TB			TB		
Parameter	**Analytical Method**	**Analyte**	**Result**	**Val Qual**	**LOD**	**Result**	**Val Qual**	**LOD**	**Result**	**Val Qual**	**LOD**	**Result**	**Val Qual**	**LOD**
EDB	Method SW8011 (µg/L)	1,2-Dibromoethane	—	—	—	—	—	—	—	—	—	—	—	—
VOCs	Method SW8260B/C (µg/L)	1,1,1,2-Tetrachloroethane	ND	U	0.8	ND	U	0.8	ND	U	0.8	ND	U	0.8
		1,1,1-Trichloroethane	ND	U	0.4	ND	U	0.4	ND	U	0.4	ND	U	0.4
		1,1,2,2-Tetrachloroethane	ND	U	0.8	ND	U	0.8	ND	U	0.8	ND	U	0.8
		1,1,2-Trichloroethane	ND	U	0.8	ND	U	0.8	ND	U	0.8	ND	U	0.8
		1,1-Dichloroethane	ND	U	0.8	ND	U	0.8	ND	U	0.8	ND	U	0.8
		1,1-Dichloroethene	ND	U	0.8	ND	U	0.8	ND	U	0.8	ND	U	0.8
		1,1-Dichloropropene	ND	U	0.4	ND	U	0.4	ND	U	0.4	ND	U	0.4
		1,2,3-Trichlorobenzene	ND	U	0.8	ND	U	0.8	1.1	--	0.8	ND	U	0.8
		1,2,3-Trichloropropane	ND	U	0.8	ND	U	0.8	ND	U	0.8	ND	U	0.8
		1,2,4-Trichlorobenzene	ND	U	0.8	ND	U	0.8	0.66	J	0.8	ND	U	0.8
		1,2,4-Trimethylbenzene	ND	U	0.4	ND	U	0.4	ND	U	0.4	ND	U	0.4
		1,2-Dibromo-3-chloropropane	ND	U	1.6	ND	U	1.6	ND	U	1.6	ND	U	1.6
		1,2-Dibromoethane	ND	U	0.4	ND	U	0.4	ND	U	0.4	ND	U	0.4
		1,2-Dichlorobenzene	ND	U	0.4	ND	U	0.4	ND	U	0.4	ND	U	0.4
		1,2-Dichloroethane	ND	U	0.4	ND	U	0.4	ND	U	0.4	ND	U	0.4
		1,2-Dichloroethene	ND	U	0.4	ND	U	0.4	ND	U	0.4	ND	U	0.4
		1,2-Dichloropropane	ND	U	0.4	ND	U	0.4	ND	U	0.4	0.39	J	0.4
		1,3,5-Trimethylbenzene	ND	U	0.4	ND	U	0.4	ND	U	0.4	ND	U	0.4
		1,3-Dichlorobenzene	ND	U	0.4	ND	U	0.4	ND	U	0.4	ND	U	0.4
		1,3-Dichloropropane	ND	U	0.2	ND	U	0.2	ND	U	0.2	ND	U	0.2
		1,4-Dichlorobenzene	ND	U	0.4	ND	U	0.4	ND	U	0.4	ND	U	0.4
		2,2-Dichloropropane	ND	U	0.8	ND	U	0.8	ND	U	0.8	ND	U	0.8
		2-Butanone	ND	U	4	ND	U	4	ND	U	4	ND	U	4
		2-Chlorotoluene	ND	U	0.4	ND	U	0.4	ND	U	0.4	ND	U	0.4
		2-Hexanone	ND	U	4	ND	U	4	ND	U	4	ND	U	4
		4-Chlorotoluene	ND	U	0.8	ND	U	0.8	ND	U	0.8	ND	U	0.8
		4-Isopropyltoluene	ND	U	0.4	ND	U	0.4	ND	U	0.4	ND	U	0.4
		4-Methyl-2-pentanone	ND	U	3.2	ND	U	3.2	ND	U	3.2	ND	U	3.2
		Acetone	ND	U	6.4	ND	U	6.4	ND	U	6.4	ND	U	6.4
		Benzene	ND	U	0.4	ND	U	0.4	ND	U	0.4	ND	U	0.4
		Bromobenzene	ND	U	0.4	ND	U	0.4	ND	U	0.4	ND	U	0.4
		Bromochloromethane	ND	U	0.2	ND	U	0.2	ND	U	0.2	ND	U	0.2
		Bromodichloromethane	ND	U	0.4	ND	U	0.4	ND	U	0.4	ND	U	0.4

Table N-1-4a
Soil Field Quality Control Sample Results

		Field Sample ID:	RB-S10A-171120-01			RB-S10A-171120-02			TB-106V3-111120-01			TB-106V3-121120-01		
		Sample Date:	11/17/2020			11/17/2020			11/11/2020			11/12/2020		
		Sample Type:	RB			RB			TB			TB		
Parameter	**Analytical Method**	**Analyte**	**Result**	**Val Qual**	**LOD**	**Result**	**Val Qual**	**LOD**	**Result**	**Val Qual**	**LOD**	**Result**	**Val Qual**	**LOD**
VOCs	Method SW8260B/C (µg/L)	Bromoform	ND	U	1	ND	U	1	ND	U	1	ND	U	1
		Bromomethane	ND	U	0.8	ND	U	0.8	0.78	J	0.8	ND	U	0.8
		Carbon disulfide	ND	U	0.8	ND	U	0.8	ND	U	0.8	ND	U	0.8
		Carbon tetrachloride	ND	U	0.4	ND	U	0.4	ND	U	0.4	ND	U	0.4
		Chlorobenzene	ND	U	0.4	ND	U	0.4	ND	U	0.4	ND	U	0.4
		Chloroethane	ND	U	1.6	ND	U	1.6	ND	U	1.6	ND	U	1.6
		Chloroform	ND	U	0.4	ND	U	0.4	ND	U	0.4	ND	U	0.4
		Chloromethane	ND	U	0.8	ND	U	0.8	ND	U	0.8	ND	U	0.8
		cis-1,2-Dichloroethene	ND	U	0.4	ND	U	0.4	ND	U	0.4	ND	U	0.4
		cis-1,3-Dichloropropene	ND	U	0.4	ND	U	0.4	ND	U	0.4	ND	U	0.4
		Dibromochloromethane	ND	U	0.4	ND	U	0.4	ND	U	0.4	ND	U	0.4
		Dibromomethane	ND	U	0.4	ND	U	0.4	ND	U	0.4	ND	U	0.4
		Dichlorodifluoromethane	ND	U	0.8	ND	U	0.8	ND	U	0.8	ND	U	0.8
		Ethylbenzene	ND	U	0.4	ND	U	0.4	ND	U	0.4	ND	U	0.4
		Hexachloro-1,3-butadiene	ND	U	0.8	ND	U	0.8	ND	U	0.8	ND	U	0.8
		Isopropylbenzene	ND	U	0.4	ND	U	0.4	ND	U	0.4	ND	U	0.4
		m- & p-Xylenes	0.15	J	0.8	0.21	J	0.8	ND	U	0.8	ND	U	0.8
		Methyl tert-butyl ether	ND	U	0.8	ND	U	0.8	ND	U	0.8	ND	U	0.8
		Methylene chloride	ND	U	2	ND	U	2	ND	U	2	ND	U	2
		Naphthalene	ND	U	0.8	ND	U	0.8	2.5	--	0.8	ND	U	0.8
		n-Butylbenzene	ND	U	0.8	ND	U	0.8	0.62	J	0.8	ND	U	0.8
		n-Propylbenzene	ND	U	0.4	ND	U	0.4	ND	U	0.4	ND	U	0.4
		o-Xylene	ND	U	0.4	ND	U	0.4	ND	U	0.4	ND	U	0.4
		sec-Butylbenzene	ND	U	0.4	ND	U	0.4	ND	U	0.4	ND	U	0.4
		Styrene	ND	U	0.8	ND	U	0.8	ND	U	0.8	ND	U	0.8
		tert-Butylbenzene	ND	U	0.4	ND	U	0.4	ND	U	0.4	ND	U	0.4
		Tetrachloroethene	ND	U	0.4	ND	U	0.4	ND	U	0.4	ND	U	0.4
		Toluene	0.3	J	0.4	0.31	J	0.4	ND	U	0.4	ND	U	0.4
		trans-1,2-Dichloroethene	ND	U	0.4	ND	U	0.4	ND	U	0.4	ND	U	0.4
		trans-1,3-Dichloropropene	ND	U	0.4	ND	U	0.4	ND	U	0.4	ND	U	0.4
		Trichloroethene	ND	U	0.4	ND	U	0.4	ND	U	0.4	ND	U	0.4
		Trichlorofluoromethane	ND	U	0.8	ND	U	0.8	ND	U	0.8	ND	U	0.8
		Vinyl chloride	ND	U	0.2	ND	U	0.2	ND	U	0.2	ND	U	0.2
		TPH-DRO (C10-C28)	0.082	J	0.11	0.07	J	0.12	—	—	—	—	—	—
		TPH-GRO (C6-C10)	ND	U	25	ND	U	25	ND	U	25	ND	U	25

Table N-1-4a
Soil Field Quality Control Sample Results

		Field Sample ID:	TB-106V3-121120-02			TB-S10A-011220-01			TB-S10A-021220-01			TB-S10A-141220-01		
		Sample Date:	11/12/2020			12/1/2020			12/2/2020			12/14/2020		
		Sample Type:	TB			TB			TB			TB		
Parameter	**Analytical Method**	**Analyte**	**Result**	**Val Qual**	**LOD**	**Result**	**Val Qual**	**LOD**	**Result**	**Val Qual**	**LOD**	**Result**	**Val Qual**	**LOD**
EDB	Method SW8011 (µg/L)	1,2-Dibromoethane	—	—	—	—	—	—	—	—	—	—	—	—
VOCs	Method SW8260B/C (µg/L)	1,1,1,2-Tetrachloroethane	ND	U	0.8	ND	U	0.8	ND	U	0.8	ND	U	0.8
		1,1,1-Trichloroethane	ND	U	0.4	ND	U	0.4	ND	U	0.4	ND	U	0.4
		1,1,2,2-Tetrachloroethane	ND	U	0.8	ND	U	0.8	ND	U	0.8	ND	U	0.8
		1,1,2-Trichloroethane	ND	U	0.8	ND	U	0.8	ND	U	0.8	ND	U	0.8
		1,1-Dichloroethane	ND	U	0.8	ND	U	0.8	ND	U	0.8	ND	U	0.8
		1,1-Dichloroethene	ND	U	0.8	ND	U	0.8	ND	U	0.8	ND	U	0.8
		1,1-Dichloropropene	ND	U	0.4	ND	U	0.4	ND	U	0.4	ND	U	0.4
		1,2,3-Trichlorobenzene	ND	U	0.8	ND	U	0.8	ND	U	0.8	ND	U	0.8
		1,2,3-Trichloropropane	ND	U	0.8	ND	U	0.8	ND	U	0.8	ND	U	0.8
		1,2,4-Trichlorobenzene	ND	U	0.8	ND	U	0.8	ND	U	0.8	ND	U	0.8
		1,2,4-Trimethylbenzene	ND	U	0.4	ND	U	0.4	ND	U	0.4	ND	U	0.4
		1,2-Dibromo-3-chloropropane	ND	U	1.6	ND	U	1.6	ND	U	1.6	ND	U	1.6
		1,2-Dibromoethane	ND	U	0.4	ND	U	0.4	ND	U	0.4	ND	U	0.4
		1,2-Dichlorobenzene	ND	U	0.4	ND	U	0.4	ND	U	0.4	ND	U	0.4
		1,2-Dichloroethane	ND	U	0.4	ND	U	0.4	ND	U	0.4	ND	U	0.4
		1,2-Dichloroethene	ND	U	0.4	ND	U	0.4	ND	U	0.4	ND	U	0.4
		1,2-Dichloropropane	ND	U	0.4	ND	U	0.4	ND	U	0.4	ND	U	0.4
		1,3,5-Trimethylbenzene	ND	U	0.4	ND	U	0.4	ND	U	0.4	ND	U	0.4
		1,3-Dichlorobenzene	ND	U	0.4	ND	U	0.4	ND	U	0.4	ND	U	0.4
		1,3-Dichloropropane	ND	U	0.2	ND	U	0.2	ND	U	0.2	ND	U	0.2
		1,4-Dichlorobenzene	ND	U	0.4	ND	U	0.4	ND	U	0.4	ND	U	0.4
		2,2-Dichloropropane	ND	U	0.8	ND	U	0.8	ND	U	0.8	ND	U	0.8
		2-Butanone	ND	U	4	ND	U	4	ND	U	4	ND	U	4
		2-Chlorotoluene	ND	U	0.4	ND	U	0.4	ND	U	0.4	ND	U	0.4
		2-Hexanone	ND	U	4	ND	U	4	ND	U	4	ND	U	4
		4-Chlorotoluene	ND	U	0.8	ND	U	0.8	ND	U	0.8	ND	U	0.8
		4-Isopropyltoluene	ND	U	0.4	ND	U	0.4	ND	U	0.4	ND	U	0.4
		4-Methyl-2-pentanone	ND	U	3.2	ND	U	3.2	ND	U	3.2	ND	U	3.2
		Acetone	ND	U	6.4	ND	U	6.4	ND	U	6.4	ND	U	6.4
		Benzene	ND	U	0.4	ND	U	0.4	ND	U	0.4	ND	U	0.4
		Bromobenzene	ND	U	0.4	ND	U	0.4	ND	U	0.4	ND	U	0.4
		Bromochloromethane	ND	U	0.2	ND	U	0.2	ND	U	0.2	ND	U	0.2
		Bromodichloromethane	ND	U	0.4	ND	U	0.4	ND	U	0.4	ND	U	0.4

Table N-1-4a
Soil Field Quality Control Sample Results

		Field Sample ID:	TB-106V3-121120-02			TB-S10A-011220-01			TB-S10A-021220-01			TB-S10A-141220-01		
		Sample Date:	11/12/2020			12/1/2020			12/2/2020			12/14/2020		
		Sample Type:	TB			TB			TB			TB		
Parameter	**Analytical Method**	**Analyte**	**Result**	**Val Qual**	**LOD**	**Result**	**Val Qual**	**LOD**	**Result**	**Val Qual**	**LOD**	**Result**	**Val Qual**	**LOD**
VOCs	Method SW8260B/C (µg/L)	Bromoform	ND	U	1	ND	U	1	ND	U	1	ND	U	1
		Bromomethane	ND	U	0.8	ND	U	0.8	ND	U	0.8	ND	U	0.8
		Carbon disulfide	ND	U	0.8	ND	U	0.8	ND	U	0.8	ND	U	0.8
		Carbon tetrachloride	ND	U	0.4	ND	U	0.4	ND	U	0.4	ND	U	0.4
		Chlorobenzene	ND	U	0.4	ND	U	0.4	ND	U	0.4	ND	U	0.4
		Chloroethane	ND	U	1.6	ND	U	1.6	ND	U	1.6	ND	U	1.6
		Chloroform	ND	U	0.4	ND	U	0.4	ND	U	0.4	ND	U	0.4
		Chloromethane	ND	U	0.8	ND	U	0.8	ND	U	0.8	ND	U	0.8
		cis-1,2-Dichloroethene	ND	U	0.4	ND	U	0.4	ND	U	0.4	ND	U	0.4
		cis-1,3-Dichloropropene	ND	U	0.4	ND	U	0.4	ND	U	0.4	ND	U	0.4
		Dibromochloromethane	ND	U	0.4	ND	U	0.4	ND	U	0.4	ND	U	0.4
		Dibromomethane	ND	U	0.4	ND	U	0.4	ND	U	0.4	ND	U	0.4
		Dichlorodifluoromethane	ND	U	0.8	ND	U	0.8	ND	U	0.8	ND	U	0.8
		Ethylbenzene	ND	U	0.4	ND	U	0.4	ND	U	0.4	ND	U	0.4
		Hexachloro-1,3-butadiene	ND	U	0.8	ND	U	0.8	ND	U	0.8	ND	U	0.8
		Isopropylbenzene	ND	U	0.4	ND	U	0.4	ND	U	0.4	ND	U	0.4
		m- & p-Xylenes	ND	U	0.8	ND	U	0.8	ND	U	0.8	ND	U	0.8
		Methyl tert-butyl ether	ND	U	0.8	ND	U	0.8	ND	U	0.8	ND	U	0.8
		Methylene chloride	ND	U	2	ND	U	2	ND	U	2	ND	U	2
		Naphthalene	ND	U	0.8	ND	U	0.8	ND	U	0.8	ND	U	0.8
		n-Butylbenzene	ND	U	0.8	ND	U	0.8	ND	U	0.8	ND	U	0.8
		n-Propylbenzene	ND	U	0.4	ND	U	0.4	ND	U	0.4	ND	U	0.4
		o-Xylene	ND	U	0.4	ND	U	0.4	ND	U	0.4	ND	U	0.4
		sec-Butylbenzene	ND	U	0.4	ND	U	0.4	ND	U	0.4	ND	U	0.4
		Styrene	ND	U	0.8	ND	U	0.8	ND	U	0.8	ND	U	0.8
		tert-Butylbenzene	ND	U	0.4	ND	U	0.4	ND	U	0.4	ND	U	0.4
		Tetrachloroethene	ND	U	0.4	ND	U	0.4	ND	U	0.4	ND	U	0.4
		Toluene	ND	U	0.4	ND	U	0.4	ND	U	0.4	ND	U	0.4
		trans-1,2-Dichloroethene	ND	U	0.4	ND	U	0.4	ND	U	0.4	ND	U	0.4
		trans-1,3-Dichloropropene	ND	U	0.4	ND	U	0.4	ND	U	0.4	ND	U	0.4
		Trichloroethene	ND	U	0.4	ND	U	0.4	ND	U	0.4	ND	U	0.4
		Trichlorofluoromethane	ND	U	0.8	ND	U	0.8	ND	U	0.8	ND	U	0.8
		Vinyl chloride	ND	U	0.2	ND	U	0.2	ND	U	0.2	ND	U	0.2
		TPH-DRO (C10-C28)	—	—	—	—	—	—	—	—	—	—	—	—
		TPH-GRO (C6-C10)	ND	U	25	ND	U	25	ND	U	25	ND	U	25

Table N-1-4a
Soil Field Quality Control Sample Results

		Field Sample ID:	TB-S10A-141220-02			TB-S10A-141220-03			TB-S10A-141220-04			TB-S10A-231120-01		
		Sample Date:	12/14/2020			12/14/2020			12/14/2020			11/23/2020		
		Sample Type:	TB			TB			TB			TB		
Parameter	**Analytical Method**	**Analyte**	**Result**	**Val Qual**	**LOD**	**Result**	**Val Qual**	**LOD**	**Result**	**Val Qual**	**LOD**	**Result**	**Val Qual**	**LOD**
EDB	Method SW8011 (µg/L)	1,2-Dibromoethane	—	—	—	—	—	—	—	—	—	—	—	—
VOCs	Method SW8260B/C (µg/L)	1,1,1,2-Tetrachloroethane	ND	U	0.8	ND	U	0.8	ND	U	0.8	ND	U	0.8
		1,1,1-Trichloroethane	ND	U	0.4	ND	U	0.4	ND	U	0.4	ND	U	0.4
		1,1,2,2-Tetrachloroethane	ND	U	0.8	ND	U	0.8	ND	U	0.8	ND	U	0.8
		1,1,2-Trichloroethane	ND	U	0.8	ND	U	0.8	ND	U	0.8	ND	U	0.8
		1,1-Dichloroethane	ND	U	0.8	ND	U	0.8	ND	U	0.8	ND	U	0.8
		1,1-Dichloroethene	ND	U	0.8	ND	U	0.8	ND	U	0.8	ND	U	0.8
		1,1-Dichloropropene	ND	U	0.4	ND	U	0.4	ND	U	0.4	ND	U	0.4
		1,2,3-Trichlorobenzene	ND	U	0.8	ND	U	0.8	ND	U	0.8	ND	U	0.8
		1,2,3-Trichloropropane	ND	U	0.8	ND	U	0.8	ND	U	0.8	ND	U	0.8
		1,2,4-Trichlorobenzene	ND	U	0.8	ND	U	0.8	ND	U	0.8	ND	U	0.8
		1,2,4-Trimethylbenzene	ND	U	0.4	ND	U	0.4	ND	U	0.4	ND	U	0.4
		1,2-Dibromo-3-chloropropane	ND	U	1.6	ND	U	1.6	ND	U	1.6	ND	U	1.6
		1,2-Dibromoethane	ND	U	0.4	ND	U	0.4	ND	U	0.4	ND	U	0.4
		1,2-Dichlorobenzene	ND	U	0.4	ND	U	0.4	ND	U	0.4	ND	U	0.4
		1,2-Dichloroethane	ND	U	0.4	ND	U	0.4	ND	U	0.4	ND	U	0.4
		1,2-Dichloroethene	ND	U	0.4	ND	U	0.4	ND	U	0.4	ND	U	0.4
		1,2-Dichloropropane	ND	U	0.4	ND	U	0.4	ND	U	0.4	ND	U	0.4
		1,3,5-Trimethylbenzene	ND	U	0.4	ND	U	0.4	ND	U	0.4	ND	U	0.4
		1,3-Dichlorobenzene	ND	U	0.4	ND	U	0.4	ND	U	0.4	ND	U	0.4
		1,3-Dichloropropane	ND	U	0.2	ND	U	0.2	ND	U	0.2	ND	U	0.2
		1,4-Dichlorobenzene	ND	U	0.4	ND	U	0.4	ND	U	0.4	ND	U	0.4
		2,2-Dichloropropane	ND	U	0.8	ND	U	0.8	ND	U	0.8	ND	U	0.8
		2-Butanone	ND	U	4	ND	U	4	ND	U	4	ND	U	4
		2-Chlorotoluene	ND	U	0.4	ND	U	0.4	ND	U	0.4	ND	U	0.4
		2-Hexanone	ND	U	4	ND	U	4	ND	U	4	ND	U	4
		4-Chlorotoluene	ND	U	0.8	ND	U	0.8	ND	U	0.8	ND	U	0.8
		4-Isopropyltoluene	ND	U	0.4	ND	U	0.4	ND	U	0.4	ND	U	0.4
		4-Methyl-2-pentanone	ND	U	3.2	ND	U	3.2	ND	U	3.2	ND	U	3.2
		Acetone	ND	U	6.4	ND	U	6.4	ND	U	6.4	ND	U	6.4
		Benzene	ND	U	0.4	ND	U	0.4	ND	U	0.4	ND	U	0.4
		Bromobenzene	ND	U	0.4	ND	U	0.4	ND	U	0.4	ND	U	0.4
		Bromochloromethane	ND	U	0.2	ND	U	0.2	ND	U	0.2	ND	U	0.2
		Bromodichloromethane	ND	U	0.4	ND	U	0.4	ND	U	0.4	ND	U	0.4

Table N-1-4a
Soil Field Quality Control Sample Results

		Field Sample ID:	TB-S10A-141220-02			TB-S10A-141220-03			TB-S10A-141220-04			TB-S10A-231120-01		
		Sample Date:	12/14/2020			12/14/2020			12/14/2020			11/23/2020		
		Sample Type:	TB			TB			TB			TB		
Parameter	**Analytical Method**	**Analyte**	**Result**	**Val Qual**	**LOD**	**Result**	**Val Qual**	**LOD**	**Result**	**Val Qual**	**LOD**	**Result**	**Val Qual**	**LOD**
VOCs	Method SW8260B/C (µg/L)	Bromoform	ND	U	1	ND	U	1	ND	U	1	ND	U	1
		Bromomethane	ND	U	0.8	ND	U	0.8	ND	U	0.8	ND	U	0.8
		Carbon disulfide	ND	U	0.8	ND	U	0.8	ND	U	0.8	ND	U	0.8
		Carbon tetrachloride	ND	U	0.4	ND	U	0.4	ND	U	0.4	ND	U	0.4
		Chlorobenzene	ND	U	0.4	ND	U	0.4	ND	U	0.4	ND	U	0.4
		Chloroethane	ND	U	1.6	ND	U	1.6	ND	U	1.6	ND	U	1.6
		Chloroform	ND	U	0.4	ND	U	0.4	ND	U	0.4	ND	U	0.4
		Chloromethane	ND	U	0.8	ND	U	0.8	ND	U	0.8	ND	U	0.8
		cis-1,2-Dichloroethene	ND	U	0.4	ND	U	0.4	ND	U	0.4	ND	U	0.4
		cis-1,3-Dichloropropene	ND	U	0.4	ND	U	0.4	ND	U	0.4	ND	U	0.4
		Dibromochloromethane	ND	U	0.4	ND	U	0.4	ND	U	0.4	ND	U	0.4
		Dibromomethane	ND	U	0.4	ND	U	0.4	ND	U	0.4	ND	U	0.4
		Dichlorodifluoromethane	ND	U	0.8	ND	U	0.8	ND	U	0.8	ND	U	0.8
		Ethylbenzene	ND	U	0.4	ND	U	0.4	ND	U	0.4	ND	U	0.4
		Hexachloro-1,3-butadiene	ND	U	0.8	ND	U	0.8	ND	U	0.8	ND	U	0.8
		Isopropylbenzene	ND	U	0.4	ND	U	0.4	ND	U	0.4	ND	U	0.4
		m- & p-Xylenes	ND	U	0.8	ND	U	0.8	ND	U	0.8	ND	U	0.8
		Methyl tert-butyl ether	ND	U	0.8	ND	U	0.8	ND	U	0.8	ND	U	0.8
		Methylene chloride	ND	U	2	ND	U	2	ND	U	2	ND	U	2
		Naphthalene	ND	U	0.8	ND	U	0.8	ND	U	0.8	ND	U	0.8
		n-Butylbenzene	ND	U	0.8	ND	U	0.8	ND	U	0.8	ND	U	0.8
		n-Propylbenzene	ND	U	0.4	ND	U	0.4	ND	U	0.4	ND	U	0.4
		o-Xylene	ND	U	0.4	ND	U	0.4	ND	U	0.4	ND	U	0.4
		sec-Butylbenzene	ND	U	0.4	ND	U	0.4	ND	U	0.4	ND	U	0.4
		Styrene	ND	U	0.8	ND	U	0.8	ND	U	0.8	ND	U	0.8
		tert-Butylbenzene	ND	U	0.4	ND	U	0.4	ND	U	0.4	ND	U	0.4
		Tetrachloroethene	ND	U	0.4	ND	U	0.4	ND	U	0.4	ND	U	0.4
		Toluene	ND	U	0.4	ND	U	0.4	ND	U	0.4	0.63	J	0.4
		trans-1,2-Dichloroethene	ND	U	0.4	ND	U	0.4	ND	U	0.4	ND	U	0.4
		trans-1,3-Dichloropropene	ND	U	0.4	ND	U	0.4	ND	U	0.4	ND	U	0.4
		Trichloroethene	ND	U	0.4	ND	U	0.4	ND	U	0.4	ND	U	0.4
		Trichlorofluoromethane	ND	U	0.8	ND	U	0.8	ND	U	0.8	ND	UJ	0.8
		Vinyl chloride	ND	U	0.2	ND	U	0.2	ND	U	0.2	ND	U	0.2
		TPH-DRO (C10-C28)	—	—	—	—	—	—	—	—	—	—	—	—
		TPH-GRO (C6-C10)	ND	U	25	ND	U	25	ND	U	25	ND	U	25

Table N-1-4a
Soil Field Quality Control Sample Results

		Field Sample ID:	TB-S10A-231120-02			TB-S10A-241120-01			TB-S10A-241120-02			TB-S10A-241120-03			TB-S10A-271120-01		
		Sample Date:	11/23/2020			11/24/2020			11/24/2020			11/24/2020			11/27/2020		
		Sample Type:	TB			TB			TB			TB			TB		
Parameter	**Analytical Method**	**Analyte**	**Result**	**Val Qual**	**LOD**	**Result**	**Val Qual**	**LOD**	**Result**	**Val Qual**	**LOD**	**Result**	**Val Qual**	**LOD**	**Result**	**Val Qual**	**LOD**
EDB	Method SW8011 (µg/L)	1,2-Dibromoethane	—	—	—	—	—	—	—	—	—	—	—	—	—	—	—
VOCs	Method SW8260B/C (µg/L)	1,1,1,2-Tetrachloroethane	ND	U	0.8	ND	U	0.8	ND	U	0.8	ND	U	0.8	ND	U	0.8
		1,1,1-Trichloroethane	ND	U	0.4	ND	U	0.4	ND	U	0.4	ND	U	0.4	ND	U	0.4
		1,1,2,2-Tetrachloroethane	ND	U	0.8	ND	U	0.8	ND	U	0.8	ND	U	0.8	ND	U	0.8
		1,1,2-Trichloroethane	ND	U	0.8	ND	U	0.8	ND	U	0.8	ND	U	0.8	ND	U	0.8
		1,1-Dichloroethane	ND	U	0.8	ND	U	0.8	ND	U	0.8	ND	U	0.8	ND	U	0.8
		1,1-Dichloroethene	ND	U	0.8	ND	U	0.8	ND	U	0.8	ND	U	0.8	ND	U	0.8
		1,1-Dichloropropene	ND	U	0.4	ND	U	0.4	ND	U	0.4	ND	U	0.4	ND	U	0.4
		1,2,3-Trichlorobenzene	ND	U	0.8	ND	U	0.8	ND	U	0.8	ND	U	0.8	ND	U	0.8
		1,2,3-Trichloropropane	ND	U	0.8	ND	U	0.8	ND	U	0.8	ND	U	0.8	ND	U	0.8
		1,2,4-Trichlorobenzene	ND	U	0.8	ND	U	0.8	ND	U	0.8	ND	U	0.8	ND	U	0.8
		1,2,4-Trimethylbenzene	ND	U	0.4	ND	U	0.4	ND	U	0.4	ND	U	0.4	ND	U	0.4
		1,2-Dibromo-3-chloropropane	ND	U	1.6	ND	U	1.6	ND	U	1.6	ND	U	1.6	ND	U	1.6
		1,2-Dibromoethane	ND	U	0.4	ND	U	0.4	ND	U	0.4	ND	U	0.4	ND	U	0.4
		1,2-Dichlorobenzene	ND	U	0.4	ND	U	0.4	ND	U	0.4	ND	U	0.4	ND	U	0.4
		1,2-Dichloroethane	ND	U	0.4	ND	U	0.4	ND	U	0.4	ND	U	0.4	ND	U	0.4
		1,2-Dichloroethene	ND	U	0.4	ND	U	0.4	ND	U	0.4	ND	U	0.4	ND	U	0.4
		1,2-Dichloropropane	ND	U	0.4	ND	U	0.4	ND	U	0.4	ND	U	0.4	ND	U	0.4
		1,3,5-Trimethylbenzene	ND	U	0.4	ND	U	0.4	ND	U	0.4	ND	U	0.4	ND	U	0.4
		1,3-Dichlorobenzene	ND	U	0.4	ND	U	0.4	ND	U	0.4	ND	U	0.4	ND	U	0.4
		1,3-Dichloropropane	ND	U	0.2	ND	U	0.2	ND	U	0.2	ND	U	0.2	ND	U	0.2
		1,4-Dichlorobenzene	ND	U	0.4	ND	U	0.4	ND	U	0.4	ND	U	0.4	ND	U	0.4
		2,2-Dichloropropane	ND	U	0.8	ND	U	0.8	ND	U	0.8	ND	U	0.8	ND	U	0.8
		2-Butanone	ND	U	4	ND	U	4	ND	U	4	ND	U	4	ND	U	4
		2-Chlorotoluene	ND	U	0.4	ND	U	0.4	ND	U	0.4	ND	U	0.4	ND	U	0.4
		2-Hexanone	ND	U	4	ND	U	4	ND	U	4	ND	U	4	ND	U	4
		4-Chlorotoluene	ND	U	0.8	ND	U	0.8	ND	U	0.8	ND	U	0.8	ND	U	0.8
		4-Isopropyltoluene	ND	U	0.4	ND	U	0.4	ND	U	0.4	ND	U	0.4	ND	U	0.4
		4-Methyl-2-pentanone	ND	U	3.2	ND	U	3.2	ND	U	3.2	ND	U	3.2	ND	U	3.2
		Acetone	ND	U	6.4	ND	U	6.4	ND	U	6.4	ND	U	6.4	ND	U	6.4
		Benzene	ND	U	0.4	ND	U	0.4	ND	U	0.4	ND	U	0.4	ND	U	0.4
		Bromobenzene	ND	U	0.4	ND	U	0.4	ND	U	0.4	ND	U	0.4	ND	U	0.4
		Bromochloromethane	ND	U	0.2	ND	U	0.2	ND	U	0.2	ND	U	0.2	ND	U	0.2
		Bromodichloromethane	ND	U	0.4	ND	U	0.4	ND	U	0.4	ND	U	0.4	ND	U	0.4

Table N-1-4a
Soil Field Quality Control Sample Results

		Field Sample ID:	TB-S10A-231120-02			TB-S10A-241120-01			TB-S10A-241120-02			TB-S10A-241120-03			TB-S10A-271120-01		
		Sample Date:	11/23/2020			11/24/2020			11/24/2020			11/24/2020			11/27/2020		
		Sample Type:	TB			TB			TB			TB			TB		
Parameter	**Analytical Method**	**Analyte**	**Result**	**Val Qual**	**LOD**	**Result**	**Val Qual**	**LOD**	**Result**	**Val Qual**	**LOD**	**Result**	**Val Qual**	**LOD**	**Result**	**Val Qual**	**LOD**
VOCs	Method SW8260B/C (µg/L)	Bromoform	ND	U	1	ND	U	1	ND	U	1	ND	U	1	ND	U	1
		Bromomethane	ND	U	0.8	ND	U	0.8	ND	U	0.8	ND	U	0.8	ND	U	0.8
		Carbon disulfide	ND	U	0.8	ND	U	0.8	ND	U	0.8	ND	U	0.8	ND	U	0.8
		Carbon tetrachloride	ND	U	0.4	ND	U	0.4	ND	U	0.4	ND	U	0.4	ND	U	0.4
		Chlorobenzene	ND	U	0.4	ND	U	0.4	ND	U	0.4	ND	U	0.4	ND	U	0.4
		Chloroethane	ND	U	1.6	ND	U	1.6	ND	U	1.6	ND	U	1.6	ND	U	1.6
		Chloroform	ND	U	0.4	ND	U	0.4	ND	U	0.4	ND	U	0.4	ND	U	0.4
		Chloromethane	ND	U	0.8	ND	U	0.8	ND	U	0.8	ND	U	0.8	ND	U	0.8
		cis-1,2-Dichloroethene	ND	U	0.4	ND	U	0.4	ND	U	0.4	ND	U	0.4	ND	U	0.4
		cis-1,3-Dichloropropene	ND	U	0.4	ND	U	0.4	ND	U	0.4	ND	U	0.4	ND	U	0.4
		Dibromochloromethane	ND	U	0.4	ND	U	0.4	ND	U	0.4	ND	U	0.4	ND	U	0.4
		Dibromomethane	ND	U	0.4	ND	U	0.4	ND	U	0.4	ND	U	0.4	ND	U	0.4
		Dichlorodifluoromethane	ND	U	0.8	ND	U	0.8	ND	U	0.8	ND	U	0.8	ND	U	0.8
		Ethylbenzene	ND	U	0.4	ND	U	0.4	ND	U	0.4	ND	U	0.4	ND	U	0.4
		Hexachloro-1,3-butadiene	ND	U	0.8	ND	U	0.8	ND	U	0.8	ND	U	0.8	ND	U	0.8
		Isopropylbenzene	ND	U	0.4	ND	U	0.4	ND	U	0.4	ND	U	0.4	ND	U	0.4
		m- & p-Xylenes	ND	U	0.8	ND	U	0.8	ND	U	0.8	ND	U	0.8	ND	U	0.8
		Methyl tert-butyl ether	ND	U	0.8	ND	U	0.8	ND	U	0.8	ND	U	0.8	ND	U	0.8
		Methylene chloride	ND	U	2	ND	U	2	ND	U	2	ND	U	2	ND	U	2
		Naphthalene	ND	U	0.8	ND	U	0.8	ND	U	0.8	ND	U	0.8	ND	U	0.8
		n-Butylbenzene	ND	U	0.8	ND	U	0.8	ND	U	0.8	ND	U	0.8	ND	U	0.8
		n-Propylbenzene	ND	U	0.4	ND	U	0.4	ND	U	0.4	ND	U	0.4	ND	U	0.4
		o-Xylene	ND	U	0.4	ND	U	0.4	ND	U	0.4	ND	U	0.4	ND	U	0.4
		sec-Butylbenzene	ND	U	0.4	ND	U	0.4	ND	U	0.4	ND	U	0.4	ND	U	0.4
		Styrene	ND	U	0.8	ND	U	0.8	ND	U	0.8	ND	U	0.8	ND	U	0.8
		tert-Butylbenzene	ND	U	0.4	ND	U	0.4	ND	U	0.4	ND	U	0.4	ND	U	0.4
		Tetrachloroethene	ND	U	0.4	ND	U	0.4	ND	U	0.4	ND	U	0.4	ND	U	0.4
		Toluene	0.57	J	0.4	ND	U	0.4	ND	U	0.4	ND	U	0.4	ND	U	0.4
		trans-1,2-Dichloroethene	ND	U	0.4	ND	U	0.4	ND	U	0.4	ND	U	0.4	ND	U	0.4
		trans-1,3-Dichloropropene	ND	U	0.4	ND	U	0.4	ND	U	0.4	ND	U	0.4	ND	U	0.4
		Trichloroethene	ND	U	0.4	ND	U	0.4	ND	U	0.4	ND	U	0.4	ND	U	0.4
		Trichlorofluoromethane	ND	UJ	0.8	ND	UJ	0.8	ND	UJ	0.8	ND	UJ	0.8	ND	U	0.8
		Vinyl chloride	ND	U	0.2	ND	U	0.2	ND	U	0.2	ND	U	0.2	ND	U	0.2
		TPH-DRO (C10-C28)	—	—	—	—	—	—	—	—	—	—	—	—	—	—	—
		TPH-GRO (C6-C10)	ND	U	25	ND	U	25	ND	U	25	ND	U	25	ND	U	25

Table N-1-4a
Soil Field Quality Control Sample Results

µg/L = microgram per liter.
EDB = 1,2-dibromoethane (ethylene dibromide)
ID = identification
LOD = limit of detection
MW = monitoring well
ND = not detected above the detection limit
RB = rinsate/equipment rinse blank
TB = trip blank
TPH-DRO = Total Petroleum Hydrocarbons – Diesel Range Organics
TPH-GRO = Total Petroleum Hydrocarbons – Gasoline Range Organics
Val Qual = validation qualifier
VOC = volatile organic compound
Shading = detected concentrations above the detection limit
Val Qual based on independent data validation.
J = Qualifier denotes the analyte was positively identified, but the associated numerical value is estimated.
U = Qualifier denotes the analyte was analyzed but not detected above the detection limit. The value associated with the U-qualifier is the LOD.
-- = Validation qualifier not assigned.
— = Compound not analyzed for.

Table N-1-4b
Groundwater Field Quality Control Sample Results

		Field Sample ID:	ERS10-123020-01			ER211-03			ER212-01			TB01			GW-TB-211			TB212-17		
		Sample Date:	12/30/2020			3/23/2021			4/5/2021			12/30/2020			3/4/2021			4/5/2021		
		Sample Type:	EB			EB			EB			TB			TB			TB		
Parameter	**Analytical Method**	**Analyte**	**Result**	**Val Qual**	**LOD**	**Result**	**Val Qual**	**LOD**	**Result**	**Val Qual**	**LOD**	**Result**	**Val Qual**	**LOD**	**Result**	**Val Qual**	**LOD**	**Result**	**Val Qual**	**LOD**
EDB	Method SW8011 (µg/L)	1,2-Dibromoethane	ND	U	0.019	ND	U	0.019	ND	U	0.019	ND	U	0.019	ND	U	0.019	ND	U	0.019
VOCs	Method SW8260B/C (µg/L)	1,1,1,2-Tetrachloroethane	ND	U	0.5	ND	U	0.50	ND	U	0.50	ND	U	0.5	ND	U	0.50	ND	U	0.50
		1,1,1-Trichloroethane	ND	U	0.5	ND	U	0.50	ND	U	0.50	ND	U	0.5	ND	U	0.50	ND	U	0.50
		1,1,2,2-Tetrachloroethane	ND	U	0.5	ND	U	0.50	ND	U	0.50	ND	U	0.5	ND	U	0.50	ND	U	0.50
		1,1,2-Trichloroethane	ND	U	0.5	ND	U	0.50	ND	U	0.50	ND	U	0.5	ND	U	0.50	ND	U	0.50
		1,1-Dichloroethane	ND	U	0.5	ND	U	0.50	ND	U	0.50	ND	U	0.5	ND	U	0.50	ND	U	0.50
		1,1-Dichloroethene	ND	U	0.5	ND	U	0.50	ND	U	0.50	ND	U	0.5	ND	U	0.50	ND	U	0.50
		1,1-Dichloropropene	ND	U	0.5	ND	U	0.50	ND	U	0.50	ND	U	0.5	ND	U	0.50	ND	U	0.50
		1,2,3-Trichlorobenzene	ND	U	1	ND	U	1.0	ND	U	1.0	ND	U	1	ND	U	1.0	ND	U	1.0
		1,2,3-Trichloropropane	ND	U	0.5	ND	U	0.50	ND	U	0.50	ND	U	0.5	ND	U	0.50	ND	U	0.50
		1,2,4-Trichlorobenzene	ND	U	1	ND	U	1.0	ND	U	1.0	ND	U	1	ND	U	1.0	ND	U	1.0
		1,2,4-Trimethylbenzene	ND	U	2	ND	U	2.0	ND	U	2.0	ND	U	2	ND	U	2.0	ND	U	2.0
		1,2-Dibromo-3-chloropropane	ND	U	1	ND	U	1.0	ND	U	1.0	ND	U	1	ND	U	1.0	ND	U	1.0
		1,2-Dibromoethane	ND	U	0.5	ND	U	0.50	ND	U	0.50	ND	U	0.5	ND	U	0.50	ND	U	0.50
		1,2-Dichlorobenzene	ND	U	0.5	ND	U	0.50	ND	U	0.50	ND	U	0.5	ND	U	0.50	ND	U	0.50
		1,2-Dichloroethane	ND	U	0.5	ND	U	0.50	ND	U	0.50	ND	U	0.5	ND	U	0.50	ND	U	0.50
		1,2-Dichloropropane	ND	U	0.5	ND	U	0.50	ND	U	0.50	ND	U	0.5	ND	U	0.50	ND	U	0.50
		1,3,5-Trimethylbenzene	ND	U	1	ND	U	1.0	ND	U	1.0	ND	U	1	ND	U	1.0	ND	U	1.0
		1,3-Dichlorobenzene	ND	U	0.5	ND	U	0.50	ND	U	0.50	ND	U	0.5	ND	U	0.50	ND	U	0.50
		1,3-Dichloropropane	ND	U	0.5	ND	U	0.50	ND	U	0.50	ND	U	0.5	ND	U	0.50	ND	U	0.50
		1,4-Dichlorobenzene	ND	U	0.5	ND	U	0.50	ND	U	0.50	ND	U	0.5	ND	U	0.50	ND	U	0.50
		2,2-Dichloropropane	ND	U	0.5	ND	U	0.50	ND	U	0.50	ND	U	0.5	ND	U	0.50	ND	U	0.50
		2-Butanone	ND	U	1	ND	UJ	1.0	ND	U	1.0	ND	U	1	ND	U	1.0	ND	U	1.0
		2-Chlorotoluene	ND	U	0.5	ND	U	0.50	ND	U	0.50	ND	U	0.5	ND	U	0.50	ND	U	0.50
		2-Hexanone	ND	U	1	ND	UJ	1.0	ND	U	1.0	ND	U	1	ND	U	1.0	ND	U	1.0
		4-Chlorotoluene	ND	U	0.5	ND	U	0.50	ND	U	0.50	ND	U	0.5	ND	U	0.50	ND	U	0.50
		4-Isopropyltoluene	ND	U	0.5	ND	U	0.50	ND	U	0.50	ND	U	0.5	ND	U	0.50	ND	U	0.50
		4-Methyl-2-pentanone	ND	U	1	ND	UJ	1.0	ND	U	1.0	ND	U	1	ND	U	1.0	ND	U	1.0
		Acetone	ND	U	2	ND	U	2.0	ND	U	2.0	ND	U	2	ND	U	2.0	ND	U	2.0
		Acrolein	ND	U	5	ND	U	5.0	ND	U	5.0	ND	U	5	ND	U	5.0	ND	U	5.0
		Acrylonitrile	ND	U	1	ND	UJ	1.0	ND	U	1.0	ND	U	1	ND	U	1.0	ND	U	1.0
		Benzene	ND	U	0.5	ND	U	0.50	ND	U	0.50	ND	U	0.5	ND	U	0.50	ND	U	0.50
		Bromobenzene	ND	U	0.5	ND	U	0.50	ND	U	0.50	ND	U	0.5	ND	U	0.50	ND	U	0.50
		Bromochloromethane	ND	U	0.5	ND	U	0.50	ND	UJ	0.50	ND	U	0.5	ND	U	0.50	ND	UJ	0.50
		Bromodichloromethane	0.71	J	0.5	ND	U	0.50	ND	U	0.50	ND	U	0.5	ND	U	0.50	ND	U	0.50
		Bromoform	ND	U	2	ND	U	2.0	ND	U	2.0	ND	U	2	ND	U	2.0	ND	U	2.0
		Bromomethane	ND	U	0.5	ND	U	0.50	ND	U	0.50	ND	U	0.5	ND	U	0.50	ND	U	0.50
		Carbon disulfide	ND	U	0.5	ND	U	0.50	ND	U	0.50	ND	U	0.5	ND	U	0.50	ND	U	0.50
		Carbon tetrachloride	ND	U	0.5	ND	U	0.50	ND	U	0.50	ND	U	0.5	ND	U	0.50	ND	U	0.50

Table N-1-4b
Groundwater Field Quality Control Sample Results

		Field Sample ID:	ERS10-123020-01			ER211-03			ER212-01			TB01			GW-TB-211			TB212-17		
		Sample Date:	12/30/2020			3/23/2021			4/5/2021			12/30/2020			3/4/2021			4/5/2021		
		Sample Type:	EB			EB			EB			TB			TB			TB		
Parameter	**Analytical Method**	**Analyte**	**Result**	**Val Qual**	**LOD**	**Result**	**Val Qual**	**LOD**	**Result**	**Val Qual**	**LOD**	**Result**	**Val Qual**	**LOD**	**Result**	**Val Qual**	**LOD**	**Result**	**Val Qual**	**LOD**
VOCs	Method SW8260B/C (µg/L)	Chlorobenzene	ND	U	0.5	ND	U	0.50	ND	U	0.50	ND	U	0.5	ND	U	0.50	ND	U	0.50
		Chloroethane	ND	U	0.5	ND	U	0.50	ND	U	0.50	ND	U	0.5	ND	U	0.50	ND	U	0.50
		Chloroform	0.37	J	0.5	ND	U	0.50	ND	U	0.50	ND	U	0.5	ND	U	0.50	ND	U	0.50
		Chloromethane	ND	U	0.5	ND	U	0.50	ND	U	0.50	ND	U	0.5	ND	U	0.50	ND	U	0.50
		cis-1,2-Dichloroethene	ND	U	0.5	ND	U	0.50	ND	U	0.50	ND	U	0.5	ND	U	0.50	ND	U	0.50
		cis-1,3-Dichloropropene	ND	U	0.5	ND	U	0.50	ND	U	0.50	ND	U	0.5	ND	U	0.50	ND	U	0.50
		Dibromochloromethane	0.88	J	0.5	ND	U	0.50	ND	U	0.50	ND	U	0.5	ND	U	0.50	ND	U	0.50
		Dibromomethane	ND	U	0.5	ND	U	0.50	ND	U	0.50	ND	U	0.5	ND	U	0.50	ND	U	0.50
		Dichlorodifluoromethane	ND	U	0.5	ND	U	0.50	ND	U	0.50	ND	U	0.5	ND	UJ	0.50	ND	U	0.50
		Ethylbenzene	ND	U	0.8	ND	U	0.80	ND	U	0.80	ND	U	0.8	ND	U	0.80	ND	U	0.80
		Hexachloro-1,3-butadiene	ND	U	4	ND	U	4.0	ND	U	4.0	ND	U	4	ND	U	4.0	ND	U	4.0
		Isopropylbenzene	ND	U	0.5	ND	U	0.50	ND	U	0.50	ND	U	0.5	ND	U	0.50	ND	U	0.50
		m- & p-Xylenes	ND	U	2	ND	U	2.0	ND	U	2.0	ND	U	2	ND	U	2.0	ND	U	2.0
		Methyl tert-butyl ether	ND	U	0.5	ND	U	0.50	ND	U	0.50	ND	U	0.5	ND	U	0.50	ND	U	0.50
		Methylene chloride	ND	U	0.5	ND	U	0.50	ND	U	0.50	ND	U	0.5	ND	U	0.50	ND	U	0.50
		Naphthalene	ND	U	2	ND	U	2.0	ND	U	2.0	ND	U	2	ND	U	2.0	ND	U	2.0
		n-Butylbenzene	ND	U	0.5	ND	U	0.50	ND	U	0.50	ND	U	0.5	ND	U	0.50	ND	U	0.50
		n-Propylbenzene	ND	U	0.5	ND	U	0.50	ND	U	0.50	ND	U	0.5	ND	U	0.50	ND	U	0.50
		o-Xylene	ND	U	0.8	ND	U	0.80	ND	U	0.80	ND	U	0.8	ND	U	0.80	ND	U	0.80
		sec-Butylbenzene	ND	U	0.5	ND	U	0.50	ND	U	0.50	ND	U	0.5	ND	U	0.50	ND	U	0.50
		Styrene	ND	U	0.5	ND	U	0.50	ND	U	0.50	ND	U	0.5	ND	U	0.50	ND	U	0.50
		tert-Butylbenzene	ND	U	1	ND	U	1.0	ND	U	1.0	ND	U	1	ND	U	1.0	ND	U	1.0
		Tetrachloroethene	ND	U	0.5	ND	U	0.50	ND	U	0.50	ND	U	0.5	ND	U	0.50	ND	U	0.50
		Toluene	ND	U	0.5	ND	U	0.50	1.1	--	0.50	ND	U	0.5	ND	U	0.50	ND	U	0.50
		trans-1,2-Dichloroethene	ND	U	0.5	ND	U	0.50	ND	U	0.50	ND	U	0.5	ND	U	0.50	ND	U	0.50
		trans-1,3-Dichloropropene	ND	U	0.5	ND	U	0.50	ND	U	0.50	ND	U	0.5	ND	U	0.50	ND	U	0.50
		Trichloroethene	ND	U	0.5	ND	U	0.50	ND	U	0.50	ND	U	0.5	ND	U	0.50	ND	U	0.50
		Trichlorofluoromethane	ND	U	0.5	ND	U	0.50	ND	U	0.50	ND	U	0.5	ND	U	0.50	ND	U	0.50
		Vinyl acetate	ND	U	2	ND	U	2.0	ND	U	2.0	ND	U	2	ND	U	2.0	ND	U	2.0
		Vinyl chloride	ND	U	0.5	ND	U	0.50	ND	U	0.50	ND	U	0.5	ND	U	0.50	ND	U	0.50
		Xylenes, total	ND	U	2.8	ND	U	2.8	ND	U	2.8	ND	U	2.8	ND	U	2.8	ND	U	2.8
TPH	Method SW8015D Mod (µg/L)	TPH-DRO (C10-C28)	ND	U	150	180	--	90	ND	U	91	—	—	—	—	—	—	—	—	—
		TPH-GRO (C6-C10)	ND	U	40	ND	U	40	ND	U	40	ND	U	40	ND	U	40	ND	U	40
Metals	Method SW6010C (mg/L)	Calcium	ND	U	0.15	67	--	0.15	ND	U	0.15	—	—	—	—	—	—	—	—	—
		Iron	ND	U	0.1	--	--	—	ND	UJ	100	—	—	—	—	—	—	—	—	—
		Magnesium	ND	U	0.075	6.3	--	0.075	ND	U	0.075	—	—	—	—	—	—	—	—	—
		Manganese	ND	U	0.005	--	--	—	ND	U	5.0	—	—	—	—	—	—	—	—	—
		Potassium	ND	U	0.45	3.8	--	0.45	ND	U	0.45	—	—	—	—	—	—	—	—	—
		Sodium	ND	U	0.5	38	--	0.50	ND	U	0.50	—	—	—	—	—	—	—	—	—
	Method SW6020A (mg/L)	Arsenic	ND	U	0.0016	0.0069	--	0.0016	ND	U	0.0016	—	—	—	—	—	—	—	—	—
		Lead	ND	U	0.00025	0.00083	--	0.00025	ND	UJ	0.00025	—	—	—	—	—	—	—	—	—

Table N-1-4b
Groundwater Field Quality Control Sample Results

µg/L = microgram per liter.
EB = equipment rinse blank
EDB = 1,2-dibromoethane (ethylene dibromide)
ID = identification
LOD = limit of detection
mg/L = milligram per liter
MW = monitoring well
ND = not detected above the detection limit
TB = trip blank
TPH-DRO = Total Petroleum Hydrocarbons – Diesel Range Organics
TPH-GRO = Total Petroleum Hydrocarbons – Gasoline Range Organics
Val Qual = validation qualifier
VOC = volatile organic compound
Shading = detected concentrations above the detection limit
Val Qual based on independent data validation.
J = Qualifier denotes the analyte was positively identified, but the associated numerical value is estimated.
U = Qualifier denotes the analyte was analyzed but not detected above the detection limit. The value associated with the U-qualifier is the LOD.
-- = Validation qualifier not assigned.
— = Compound not analyzed for.

Table N-1-5a
Soil Field Duplicate Sample Results

		Well Location ID:	KAFB-106S10			KAFB-106S10			KAFB-106S10			KAFB-106S10		
		Sample Date:	12/1/2020			12/1/2020			12/14/2020			12/14/2020		
		Sample Type:	REG			Field Duplicate			REG			Field Duplicate		
		Sample Depth (ft bgs)	360			360			517			517		
Parameter	**Analytical Method**	**Analyte**	**Result**	**Val Qual**	**LOD**	**Result**	**Val Qual**	**LOD**	**Result**	**Val Qual**	**LOD**	**Result**	**Val Qual**	**LOD**
TPH	Method SW8015D Mod (mg/kg)	Motor Oil (C20-C38)	ND	U	24	ND	U	24	ND	U	23	ND	U	24
		TPH-DRO (C10-C28)	ND	U	8.2	ND	U	8.3	ND	U	8	ND	U	8.1
		TPH-GRO (C6-C10)	ND	U	2.1	ND	U	2.3	ND	U	2.2	ND	U	2.2
VOCs	Methods SW8260B/C (mg/kg)	1,1,1,2-Tetrachloroethane	ND	U	5.7	ND	U	5	ND	U	4.5	ND	U	4.4
		1,1,1-Trichloroethane	ND	U	5.7	ND	U	5	ND	U	4.5	ND	U	4.4
		1,1,2,2-Tetrachloroethane	ND	U	0.91	ND	U	0.81	ND	U	0.73	ND	U	0.7
		1,1,2-Trichloroethane	ND	U	3.7	ND	U	3.2	ND	U	2.9	ND	U	2.8
		1,1-Dichloroethane	ND	U	0.91	ND	U	0.81	ND	U	0.73	ND	U	0.7
		1,1-Dichloroethene	ND	U	1.8	ND	U	1.6	ND	U	1.5	ND	U	1.4
		1,1-Dichloropropene	ND	U	0.46	ND	U	0.4	ND	U	0.36	ND	U	0.35
		1,2,3-Trichlorobenzene	ND	U	3.7	ND	U	3.2	ND	U	2.9	ND	U	2.8
		1,2,3-Trichloropropane	ND	U	0.91	ND	U	0.81	ND	U	0.73	ND	U	0.7
		1,2,4-Trichlorobenzene	ND	U	1.8	ND	U	1.6	ND	U	1.5	ND	U	1.4
		1,2,4-Trimethylbenzene	ND	U	5.7	ND	U	5	ND	U	4.5	ND	U	4.4
		1,2-Dibromo-3-chloropropane	ND	U	11	ND	U	10	ND	U	9.1	ND	U	8.7
		1,2-Dibromoethane	ND	U	1.8	ND	U	1.6	ND	U	1.5	ND	U	1.4
		1,2-Dichlorobenzene	ND	U	5.7	ND	U	5	ND	U	4.5	ND	U	4.4
		1,2-Dichloroethane	ND	U	1.8	ND	U	1.6	ND	U	1.5	ND	U	1.4
		1,2-Dichloroethene	ND	U	1.8	ND	U	1.6	ND	U	1.5	ND	U	1.4
		1,2-Dichloropropane	ND	U	1.8	ND	U	1.6	ND	U	1.5	ND	U	1.4
		1,3,5-Trimethylbenzene	ND	U	5.7	ND	U	5	ND	U	4.5	ND	U	4.4
		1,3-Dichlorobenzene	ND	U	1.8	ND	U	1.6	ND	U	1.5	ND	U	1.4
		1,3-Dichloropropane	ND	U	0.46	ND	U	0.4	ND	U	0.36	ND	U	0.35
		1,4-Dichlorobenzene	ND	U	0.91	ND	U	0.81	ND	U	0.73	ND	U	0.7

Table N-1-5a
Soil Field Duplicate Sample Results

		Well Location ID:	KAFB-106S10			KAFB-106S10			KAFB-106S10			KAFB-106S10		
		Sample Date:	12/1/2020			12/1/2020			12/14/2020			12/14/2020		
		Sample Type:	REG			Field Duplicate			REG			Field Duplicate		
		Sample Depth (ft bgs)	360			360			517			517		
Parameter	**Analytical Method**	**Analyte**	**Result**	**Val Qual**	**LOD**	**Result**	**Val Qual**	**LOD**	**Result**	**Val Qual**	**LOD**	**Result**	**Val Qual**	**LOD**
VOCs	Methods SW8260B/C (mg/kg)	2,2-Dichloropropane	ND	U	1.8	ND	U	1.6	ND	U	1.5	ND	U	1.4
		2-Butanone	ND	U	15	ND	U	13	ND	U	12	ND	U	11
		2-Chlorotoluene	ND	U	1.8	ND	U	1.6	ND	U	1.5	ND	U	1.4
		2-Hexanone	ND	U	15	ND	U	13	ND	U	12	ND	U	11
		4-Chlorotoluene	ND	U	0.91	ND	U	0.81	ND	U	0.73	ND	U	0.7
		4-Isopropyltoluene	ND	U	3.7	ND	U	3.2	ND	U	2.9	ND	U	2.8
		4-Methyl-2-pentanone	ND	U	15	ND	U	13	ND	U	12	ND	U	11
		Acetone	ND	U	82	ND	U	73	ND	U	65	ND	U	63
		Benzene	ND	U	0.46	ND	U	0.4	ND	U	0.36	ND	U	0.35
		Bromobenzene	ND	U	1.8	ND	U	1.6	ND	U	1.5	ND	U	1.4
		Bromochloromethane	ND	U	5.7	ND	U	5	ND	U	4.5	ND	U	4.4
		Bromodichloromethane	ND	U	5.7	ND	U	5	ND	U	4.5	ND	U	4.4
		Bromoform	ND	U	5.8	ND	U	5.1	ND	U	4.6	ND	U	4.4
		Bromomethane	ND	U	3.7	ND	U	3.2	ND	U	2.9	ND	U	2.8
		Carbon disulfide	ND	U	5.7	ND	U	5	ND	U	4.5	ND	U	4.4
		Carbon tetrachloride	ND	U	5.7	ND	U	5	ND	U	4.5	ND	U	4.4
		Chlorobenzene	ND	U	5.7	ND	U	5	ND	U	4.5	ND	U	4.4
		Chloroethane	ND	U	7.3	ND	U	6.5	ND	U	5.8	ND	U	5.6
		Chloroform	ND	U	0.91	ND	U	0.81	ND	U	0.73	ND	U	0.7
		Chloromethane	ND	U	1.8	ND	U	1.6	ND	U	1.5	ND	U	1.4
		cis-1,2-Dichloroethene	ND	U	0.91	ND	U	0.81	ND	U	0.73	ND	U	0.7
		cis-1,3-Dichloropropene	ND	U	0.46	ND	U	0.4	ND	U	0.36	ND	U	0.35
		Dibromochloromethane	ND	U	5.7	ND	U	5	ND	U	4.5	ND	U	4.4

Table N-1-5a
Soil Field Duplicate Sample Results

		Well Location ID:	KAFB-106S10			KAFB-106S10			KAFB-106S10			KAFB-106S10		
		Sample Date:	12/1/2020			12/1/2020			12/14/2020			12/14/2020		
		Sample Type:	REG			Field Duplicate			REG			Field Duplicate		
		Sample Depth (ft bgs)	360			360			517			517		
Parameter	**Analytical Method**	**Analyte**	**Result**	**Val Qual**	**LOD**	**Result**	**Val Qual**	**LOD**	**Result**	**Val Qual**	**LOD**	**Result**	**Val Qual**	**LOD**
VOCs	Methods SW8260B/C (mg/kg)	Dibromomethane	ND	U	0.91	ND	U	0.81	ND	U	0.73	ND	U	0.7
		Dichlorodifluoromethane	ND	U	7.3	ND	U	6.5	ND	U	5.8	ND	U	5.6
		Ethylbenzene	ND	U	0.91	ND	U	0.81	ND	U	0.73	ND	U	0.7
		Hexachloro-1,3-butadiene	ND	U	5.7	ND	U	5	ND	U	4.5	ND	U	4.4
		Isopropylbenzene	ND	U	5.7	ND	U	5	ND	U	4.5	ND	U	4.4
		m- & p-Xylenes	ND	U	3.7	ND	U	3.2	ND	U	2.9	ND	U	2.8
		Methyl tert-butyl ether	ND	U	7.3	ND	U	6.5	ND	U	5.8	ND	U	5.6
		Methylene chloride	ND	U	3.7	ND	U	3.2	ND	U	2.9	ND	U	2.8
		Naphthalene	ND	U	7.6	ND	U	6.8	ND	U	6.1	ND	U	5.8
		n-Butylbenzene	ND	U	1.8	ND	U	1.6	ND	U	1.5	ND	U	1.4
		n-Propylbenzene	ND	U	1.8	ND	U	1.6	ND	U	1.5	ND	U	1.4
		o-Xylene	ND	U	0.91	ND	U	0.81	ND	U	0.73	ND	U	0.7
		sec-Butylbenzene	ND	U	1.8	ND	U	1.6	ND	U	1.5	ND	U	1.4
		Styrene	ND	U	0.91	ND	U	0.81	ND	U	0.73	ND	U	0.7
		tert-Butylbenzene	ND	U	1.8	ND	U	1.6	ND	U	1.5	ND	U	1.4
		Tetrachloroethene	ND	U	5.7	ND	U	5	ND	U	4.5	ND	U	4.4
		Toluene	ND	U	0.91	ND	U	0.81	0.41	J	0.73	0.23	J	0.7
		trans-1,2-Dichloroethene	ND	U	0.91	ND	U	0.81	ND	U	0.73	ND	U	0.7
		trans-1,3-Dichloropropene	ND	U	0.23	ND	U	0.2	ND	U	0.18	ND	U	0.17
		Trichloroethene	ND	U	5.7	ND	U	5	ND	U	4.5	ND	U	4.4
		Trichlorofluoromethane	ND	U	11	ND	U	10	ND	U	9.1	ND	U	8.7
		Vinyl chloride	ND	U	3.7	ND	U	3.2	ND	U	2.9	ND	U	2.8

Table N-1-5a
Soil Field Duplicate Sample Results

		Well Location ID:	KAFB-106S10			KAFB-106S10			KAFB-106V3			KAFB-106V3		
		Sample Date:	11/24/2020			11/24/2020			11/12/2020			11/12/2020		
		Sample Type:	REG			Field Duplicate			REG			Field Duplicate		
		Sample Depth (ft bgs)	320			291			300			300		
Parameter	**Analytical Method**	**Analyte**	**Result**	**Val Qual**	**LOD**	**Result**	**Val Qual**	**LOD**	**Result**	**Val Qual**	**LOD**	**Result**	**Val Qual**	**LOD**
TPH	Method SW8015D Mod (mg/kg)	Motor Oil (C20-C38)	ND	U	23	ND	U	23	ND	U	21	ND	U	22
		TPH-DRO (C10-C28)	ND	U	7.9	ND	U	7.9	ND	U	7.3	ND	U	7.6
		TPH-GRO (C6-C10)	ND	U	2.2	ND	U	2.2	ND	U	2	ND	U	2.1
VOCs	Methods SW8260B/C (mg/kg)	1,1,1,2-Tetrachloroethane	ND	U	5.4	ND	U	4.6	ND	U	4.9	ND	U	5.1
		1,1,1-Trichloroethane	ND	U	5.4	ND	U	4.6	ND	U	4.9	ND	U	5.1
		1,1,2,2-Tetrachloroethane	ND	U	0.87	ND	U	0.74	ND	U	0.79	ND	U	0.82
		1,1,2-Trichloroethane	ND	U	3.5	ND	U	3	ND	U	3.2	ND	U	3.3
		1,1-Dichloroethane	ND	U	0.87	ND	U	0.74	ND	U	0.79	ND	U	0.82
		1,1-Dichloroethene	ND	U	1.7	ND	U	1.5	ND	U	1.6	ND	U	1.6
		1,1-Dichloropropene	ND	U	0.43	ND	U	0.37	ND	U	0.4	ND	U	0.41
		1,2,3-Trichlorobenzene	ND	U	3.5	ND	U	3	ND	U	3.2	ND	U	3.3
		1,2,3-Trichloropropane	ND	U	0.87	ND	U	0.74	ND	U	0.79	ND	U	0.82
		1,2,4-Trichlorobenzene	ND	U	1.7	ND	U	1.5	ND	U	1.6	ND	U	1.6
		1,2,4-Trimethylbenzene	ND	U	5.4	ND	U	4.6	ND	U	4.9	ND	U	5.1
		1,2-Dibromo-3-chloropropane	ND	U	11	ND	U	9.3	ND	U	9.9	ND	U	10
		1,2-Dibromoethane	ND	U	1.7	ND	U	1.5	ND	U	1.6	ND	U	1.6
		1,2-Dichlorobenzene	ND	U	5.4	ND	U	4.6	ND	U	4.9	ND	U	5.1
		1,2-Dichloroethane	ND	U	1.7	ND	U	1.5	ND	U	1.6	ND	U	1.6
		1,2-Dichloroethene	ND	U	1.7	ND	U	1.5	ND	U	1.6	ND	U	1.6
		1,2-Dichloropropane	ND	U	1.7	ND	U	1.5	ND	U	1.6	ND	U	1.6
		1,3,5-Trimethylbenzene	ND	U	5.4	ND	U	4.6	ND	U	4.9	ND	U	5.1
		1,3-Dichlorobenzene	ND	U	1.7	ND	U	1.5	ND	U	1.6	ND	U	1.6
		1,3-Dichloropropane	ND	U	0.43	ND	U	0.37	ND	U	0.4	ND	U	0.41
		1,4-Dichlorobenzene	ND	U	0.87	ND	U	0.74	ND	U	0.79	ND	U	0.82

Table N-1-5a
Soil Field Duplicate Sample Results

		Well Location ID:	KAFB-106S10			KAFB-106S10			KAFB-106V3			KAFB-106V3		
		Sample Date:	11/24/2020			11/24/2020			11/12/2020			11/12/2020		
		Sample Type:	REG			Field Duplicate			REG			Field Duplicate		
		Sample Depth (ft bgs)	320			291			300			300		
Parameter	**Analytical Method**	**Analyte**	**Result**	**Val Qual**	**LOD**	**Result**	**Val Qual**	**LOD**	**Result**	**Val Qual**	**LOD**	**Result**	**Val Qual**	**LOD**
VOCs	Methods SW8260B/C (mg/kg)	2,2-Dichloropropane	ND	U	1.7	ND	U	1.5	ND	U	1.6	ND	U	1.6
		2-Butanone	ND	U	14	ND	U	12	4.6	J	13	ND	U	13
		2-Chlorotoluene	ND	U	1.7	ND	U	1.5	ND	U	1.6	ND	U	1.6
		2-Hexanone	ND	U	14	ND	U	12	ND	U	13	ND	U	13
		4-Chlorotoluene	ND	U	0.87	ND	U	0.74	ND	U	0.79	ND	U	0.82
		4-Isopropyltoluene	ND	U	3.5	ND	U	3	ND	U	3.2	ND	U	3.3
		4-Methyl-2-pentanone	ND	U	14	ND	U	12	ND	U	13	ND	U	13
		Acetone	ND	U	78	ND	U	67	ND	U	72	ND	U	69
		Benzene	ND	U	0.43	ND	U	0.37	ND	U	0.4	0.42	J	0.41
		Bromobenzene	ND	U	1.7	ND	U	1.5	ND	U	1.6	ND	U	1.6
		Bromochloromethane	ND	U	5.4	ND	U	4.6	ND	U	4.9	ND	U	5.1
		Bromodichloromethane	ND	U	5.4	ND	U	4.6	ND	U	4.9	ND	U	5.1
		Bromoform	ND	U	5.5	ND	U	4.7	ND	U	5	ND	U	5.2
		Bromomethane	ND	U	3.5	ND	U	3	ND	U	3.2	ND	U	3.3
		Carbon disulfide	ND	U	5.4	ND	U	4.6	ND	U	4.9	ND	U	5.1
		Carbon tetrachloride	ND	U	5.4	ND	U	4.6	ND	U	4.9	ND	U	5.1
		Chlorobenzene	ND	U	5.4	ND	U	4.6	ND	U	4.9	ND	U	5.1
		Chloroethane	ND	U	6.9	ND	U	5.9	ND	U	6.3	ND	U	6.6
		Chloroform	ND	U	0.87	ND	U	0.74	ND	U	0.79	ND	U	0.82
		Chloromethane	ND	U	1.7	ND	U	1.5	ND	U	1.6	ND	U	1.6
		cis-1,2-Dichloroethene	ND	U	0.87	ND	U	0.74	ND	U	0.79	ND	U	0.82
		cis-1,3-Dichloropropene	ND	U	0.43	ND	U	0.37	ND	U	0.4	ND	U	0.41
		Dibromochloromethane	ND	U	5.4	ND	U	4.6	ND	U	4.9	ND	U	5.1

Table N-1-5a
Soil Field Duplicate Sample Results

		Well Location ID:	KAFB-106S10			KAFB-106S10			KAFB-106V3			KAFB-106V3		
		Sample Date:	11/24/2020			11/24/2020			11/12/2020			11/12/2020		
		Sample Type:	REG			Field Duplicate			REG			Field Duplicate		
		Sample Depth (ft bgs)	320			291			300			300		
Parameter	**Analytical Method**	**Analyte**	**Result**	**Val Qual**	**LOD**	**Result**	**Val Qual**	**LOD**	**Result**	**Val Qual**	**LOD**	**Result**	**Val Qual**	**LOD**
VOCs	Methods SW8260B/C (mg/kg)	Dibromomethane	ND	U	0.87	ND	U	0.74	ND	U	0.79	ND	U	0.82
		Dichlorodifluoromethane	ND	U	6.9	ND	U	5.9	ND	U	6.3	ND	U	6.6
		Ethylbenzene	ND	U	0.87	ND	U	0.74	ND	U	0.79	ND	U	0.82
		Hexachloro-1,3-butadiene	ND	UJ	5.4	ND	UJ	4.6	ND	U	4.9	ND	U	5.1
		Isopropylbenzene	ND	U	5.4	ND	U	4.6	ND	U	4.9	ND	U	5.1
		m- & p-Xylenes	ND	U	3.5	ND	U	3	ND	U	3.2	ND	U	3.3
		Methyl tert-butyl ether	ND	UJ	6.9	ND	UJ	5.9	ND	U	6.3	ND	U	6.6
		Methylene chloride	ND	U	3.5	ND	U	3	ND	U	3.2	ND	U	3.3
		Naphthalene	ND	U	7.3	ND	U	6.2	ND	U	6.6	ND	U	6.9
		n-Butylbenzene	ND	U	1.7	ND	U	1.5	ND	U	1.6	ND	U	1.6
		n-Propylbenzene	ND	U	1.7	ND	U	1.5	ND	U	1.6	ND	U	1.6
		o-Xylene	ND	U	0.87	ND	U	0.74	ND	U	0.79	ND	U	0.82
		sec-Butylbenzene	ND	U	1.7	ND	U	1.5	ND	U	1.6	ND	U	1.6
		Styrene	ND	U	0.87	ND	U	0.74	ND	U	0.79	ND	U	0.82
		tert-Butylbenzene	ND	U	1.7	ND	U	1.5	ND	U	1.6	ND	U	1.6
		Tetrachloroethene	ND	U	5.4	ND	U	4.6	ND	U	4.9	ND	U	5.1
		Toluene	ND	U	0.87	ND	U	0.74	1.3	J	0.79	2	J	0.82
		trans-1,2-Dichloroethene	ND	U	0.87	ND	U	0.74	ND	U	0.79	ND	U	0.82
		trans-1,3-Dichloropropene	ND	U	0.22	ND	U	0.19	ND	U	0.2	ND	U	0.2
		Trichloroethene	ND	U	5.4	ND	U	4.6	ND	U	4.9	ND	U	5.1
		Trichlorofluoromethane	ND	U	11	ND	U	9.3	ND	U	9.9	ND	U	10
		Vinyl chloride	ND	U	3.5	ND	U	3	ND	U	3.2	ND	U	3.3

Table N-1-5a
Soil Field Duplicate Sample Results

AFB = Air Force Base
BFF = Bulk Fuels Facility
bgs = below-ground surface
DRO = diesel range organics
ft = foot/feet
GRO = gasoline range organics
ID = identification
KAFB = Kirtland Air Force Base
LOD = limit of detection
mg/kg = milligram per kilogram
MW = monitoring well
ND = not detected
REG = normal field sample
SWMU = Solid Waste Management Unit
TPH = total petroleum hydrocarbons
Val Qual = validation qualifier
VOC = volatile organic compound
Val Quals based on independent data validation
J = Qualifier denotes the analyte was positively identified, but the associated numerical value is estimated.
U = Qualifier denotes the analyte was analyzed but not detected above the detection limit. The value associated with the U-qualifier is the LOD.
-- = Validation qualifier not assigned.
— = Compound not analyzed for.

Table N-1-5b
Groundwater Field Duplicate Sample Results

							Well Location ID:	KAFB-106248-452			KAFB-106248-452		
							Field Sample ID:	GW248-452-212			GW248-452-612		
							Sample Date:	4/5/2021			4/5/2021		
							Sample Type:	REG			Field Duplicate		
							Sample Depth (ft bgs)	493.3			493.3		
							Reference Elevation Interval (ft AMSL):	4857			4857		
Parameter	**Analytical Method**	**Analyte**	**CAS**	**NMAC NMWQCC[a]**	**EPA MCL[b]**	**EPA RSL[c]**	**Project Screening Level[d]**	**Result**	**Val Qual**	**LOD**	**Result**	**Val Qual**	**LOD**
EDB	Method SW8011 (µg/L)	1,2-Dibromoethane	106-93-4	0.05	0.05	0.075	0.05	ND	U	0.019	ND	U	0.019
TPH	Method SW8015M (µg/L)	TPH-DRO (C10-C28)	TPH-DRO	NS	NS	1,300	1,300	ND	U	40	ND	U	40
		TPH-GRO (C6-C10)	TPH-GRO	NS	NS	550	550	54	J	91	58	J	90
VOCs	Method SW8260C (µg/L)	1,1,1,2-Tetrachloroethane	630-20-6	NS	NS	5.7	5.7	ND	U	0.50	ND	U	0.50
		1,1,1-Trichloroethane	71-55-6	200	200	8,000	200	ND	U	0.50	ND	U	0.50
		1,1,2,2-Tetrachloroethane	79-34-5	10	NS	0.76	10	ND	U	0.50	ND	U	0.50
		1,1,2-Trichloroethane	79-00-5	5	5	2.8	5	ND	U	0.50	ND	U	0.50
		1,1-Dichloroethane	75-34-3	25	NS	28	25	ND	U	0.50	ND	U	0.50
		1,1-Dichloroethene	75-35-4	7	7	280	7	ND	U	0.50	ND	U	0.50
		1,1-Dichloropropene	563-58-6	NS	NS	NS	NS	ND	U	0.50	ND	U	0.50
		1,2,3-Trichlorobenzene	87-61-6	NS	NS	7	7	ND	U	1.0	ND	U	1.0
		1,2,3-Trichloropropane	96-18-4	NS	NS	0.0075	0.05[e]	ND	U	0.50	ND	U	0.50
		1,2,4-Trichlorobenzene	120-82-1	70	70	12	70	ND	U	1.0	ND	U	1.0
		1,2,4-Trimethylbenzene	95-63-6	NS	NS	56	56	ND	U	2.0	ND	U	2.0
		1,2-Dibromo-3-chloropropane	96-12-8	NS	0.2	0.0033	1[e]	ND	U	1.0	ND	U	1.0
		1,2-Dibromoethane	106-93-4	0.05	0.05	0.075	0.05	ND	U	0.50	ND	U	0.50
		1,2-Dichlorobenzene	95-50-1	600	600	300	600	ND	U	0.50	ND	U	0.50
		1,2-Dichloroethane	107-06-2	5	5	1.7	5	ND	U	0.50	ND	U	0.50
		1,2-Dichloropropane	78-87-5	5	5	8.5	5	ND	U	0.50	ND	U	0.50
		1,3,5-Trimethylbenzene	108-67-8	NS	NS	60	60	ND	U	1.0	ND	U	1.0
		1,3-Dichlorobenzene	541-73-1	NS	NS	NS	NS	ND	U	0.50	ND	U	0.50
		1,3-Dichloropropane	142-28-9	NS	NS	370	370	ND	U	0.50	ND	U	0.50
		1,4-Dichlorobenzene	106-46-7	75	75	4.8	75	ND	U	0.50	ND	U	0.50
		2,2-Dichloropropane	594-20-7	NS	NS	NS	NS	ND	U	0.50	ND	U	0.50
		2-Butanone	78-93-3	NS	NS	5,600	5,600	ND	U	1.0	ND	U	1.0
		2-Chlorotoluene	95-49-8	NS	NS	240	240	ND	U	0.50	ND	U	0.50
		2-Hexanone	591-78-6	NS	NS	38	38	ND	U	1.0	ND	U	1.0
		4-Chlorotoluene	106-43-4	NS	NS	250	250	ND	U	0.50	ND	U	0.50
		4-Isopropyltoluene	99-87-6	NS	NS	NS	NS	ND	U	0.50	ND	U	0.50
		4-Methyl-2-pentanone	108-10-1	NS	NS	6,300	6,300	ND	U	1.0	ND	U	1.0
		Acetone	67-64-1	NS	NS	14,000	14,000	ND	U	2.0	1.5	J	2.0
		Acrolein	107-02-8	NS	NS	0.042	5[e]	ND	U	5.0	ND	U	5.0
		Acrylonitrile	107-13-1	NS	NS	0.52	1[e]	ND	U	1.0	ND	U	1.0
		Benzene	71-43-2	5	5	4.6	5	ND	U	0.50	ND	U	0.50
		Bromobenzene	108-86-1	NS	NS	62	62	ND	U	0.50	ND	U	0.50
		Bromochloromethane	74-97-5	NS	NS	83	83	ND	UJ	0.50	ND	UJ	0.50
		Bromodichloromethane	75-27-4	NS	80	1.3	80	ND	U	0.50	ND	U	0.50

Table N-1-5b
Groundwater Field Duplicate Sample Results

							Well Location ID:	KAFB-106248-452			KAFB-106248-452		
							Field Sample ID:	GW248-452-212			GW248-452-612		
							Sample Date:	4/5/2021			4/5/2021		
							Sample Type:	REG			Field Duplicate		
							Sample Depth (ft bgs)	493.3			493.3		
							Reference Elevation Interval (ft AMSL):	4857			4857		
Parameter	**Analytical Method**	**Analyte**	**CAS**	**NMAC NMWQCC[a]**	**EPA MCL[b]**	**EPA RSL[c]**	**Project Screening Level[d]**	**Result**	**Val Qual**	**LOD**	**Result**	**Val Qual**	**LOD**
VOCs	Method SW8260C (µg/L)	Bromoform	75-25-2	NS	80	33	80	ND	U	2.0	ND	U	2.0
		Bromomethane	74-83-9	NS	NS	7.5	7.5	ND	U	0.50	ND	U	0.50
		Carbon disulfide	75-15-0	NS	NS	810	810	ND	U	0.50	ND	U	0.50
		Carbon tetrachloride	56-23-5	5	5	4.6	5	ND	U	0.50	ND	U	0.50
		Chlorobenzene	108-90-7	NS	100	78	100	ND	U	0.50	ND	U	0.50
		Chloroethane	75-00-3	NS	NS	21,000	21,000	ND	U	0.50	ND	U	0.50
		Chloroform	67-66-3	100	80	2.2	80	ND	U	0.50	ND	U	0.50
		Chloromethane	74-87-3	NS	NS	190	190	ND	U	0.50	ND	U	0.50
		cis-1,2-Dichloroethene	156-59-2	70	70	36	70	ND	U	0.50	ND	U	0.50
		cis-1,3-Dichloropropene	10061-01-5	NS	NS	4.7	4.7	ND	U	0.50	ND	U	0.50
		Dibromochloromethane	124-48-1	NS	80	8.7	80	ND	U	0.50	ND	U	0.50
		Dibromomethane	74-95-3	NS	NS	8.3	8.3	ND	U	0.50	ND	U	0.50
		Dichlorodifluoromethane	75-71-8	NS	NS	200	200	ND	U	0.50	ND	U	0.50
		Ethylbenzene	100-41-4	700	700	15	700	ND	U	0.80	ND	U	0.80
		Hexachloro-1,3-butadiene	87-68-3	NS	NS	1.4	4[e]	ND	U	4.0	ND	U	4.0
		Isopropylbenzene	98-82-8	NS	NS	450	450	ND	U	0.50	ND	U	0.50
		m- & p-Xylenes	179601-23-1	NS	NS	NS	NS	ND	U	2.0	ND	U	2.0
		Methyl tert-butyl ether	1634-04-4	100	NS	140	100	ND	U	0.50	ND	U	0.50
		Methylene chloride	75-09-2	5	5	110	5	ND	U	0.50	ND	U	0.50
		Naphthalene	91-20-3	30	NS	1.2	30	ND	U	2.0	ND	U	2.0
		n-Butylbenzene	104-51-8	NS	NS	1,000	1,000	ND	U	0.50	ND	U	0.50
		n-Propylbenzene	103-65-1	NS	NS	660	660	ND	U	0.50	ND	U	0.50
		o-Xylene	95-47-6	NS	NS	190	190	ND	U	0.80	ND	U	0.80
		sec-Butylbenzene	135-98-8	NS	NS	2,000	2,000	ND	U	0.50	ND	U	0.50
		Styrene	100-42-5	100	100	1,200	100	ND	U	0.50	ND	U	0.50
		tert-Butylbenzene	98-06-6	NS	NS	690	690	ND	U	1.0	ND	U	1.0
		Tetrachloroethene	127-18-4	5	5	110	5	ND	U	0.50	ND	U	0.50
		Toluene	108-88-3	1,000	1,000	1,100	1,000	ND	U	0.50	ND	U	0.50
		trans-1,2-Dichloroethene	156-60-5	100	100	68	100	ND	U	0.50	ND	U	0.50
		trans-1,3-Dichloropropene	10061-02-6	NS	NS	4.7	4.7	ND	U	0.50	ND	U	0.50
		Trichloroethene	79-01-6	5	5	4.9	5	ND	U	0.50	ND	U	0.50
		Trichlorofluoromethane	75-69-4	NS	NS	5,200	5,200	ND	U	0.50	ND	U	0.50
		Vinyl acetate	108-05-4	NS	NS	410	410	ND	U	2.0	ND	U	2.0
		Vinyl chloride	75-01-4	2	2	0.19	2	ND	U	0.50	ND	U	0.50
		Xylenes, total	1330-20-7	620	10,000	190	620	ND	U	2.8	ND	U	2.8

Table N-1-5b
Groundwater Field Duplicate Sample Results

							Well Location ID:	KAFB-106248-452			KAFB-106248-452		
							Field Sample ID:	GW248-452-212			GW248-452-612		
							Sample Date:	4/5/2021			4/5/2021		
							Sample Type:	REG			Field Duplicate		
							Sample Depth (ft bgs)	493.3			493.3		
							Reference Elevation Interval (ft AMSL):	4857			4857		
Parameter	**Analytical Method**	**Analyte**	**CAS**	**NMAC NMWQCC[a]**	**EPA MCL[b]**	**EPA RSL[c]**	**Project Screening Level[d]**	**Result**	**Val Qual**	**LOD**	**Result**	**Val Qual**	**LOD**
Metals	Method SW6010C (mg/L)	Calcium	7440-70-2	NS	NS	NS	NS	43	--	0.15	44	--	0.15
		Iron, dissolved	7439-89-6	1.0	NS	14	1.0	ND	U	0.10	ND	U	0.10
		Magnesium	7439-95-4	NS	NS	NS	NS	6.3	--	0.075	6.2	--	0.075
		Manganese, dissolved	7439-96-5	0.2	NS	0.43	0.2	0.11	--	0.0052	0.10	--	0.0052
		Potassium	7440-09-7	NS	NS	NS	NS	2.8	--	0.45	2.9	--	0.45
		Sodium	7440-23-5	NS	NS	NS	NS	29	--	0.50	29	--	0.50
	Method SW6020A (mg/L)	Arsenic	7440-38-2	0.01	0.01	0.00052	0.01	ND	U	0.0016	ND	U	0.0016
		Lead	7439-92-1	0.015	0.015	0.015	0.015	0.00052	--	0.00025	0.00041	J	0.00025
Anions	Method E300.0 (mg/L)	Bromide	24959-67-9	NS	NS	NS	NS	ND	U	2.0	ND	U	2.0
		Chloride	16887-00-6	250	NS	NS	250	29	--	1.5	29	--	1.5
		Sulfate	14808-79-8	600	NS	NS	600	42	--	4.5	42	--	4.5
	Method E353.2 (mg/L)	Nitrate/Nitrite Nitrogen	NNN	10[f]	10[f]	NS	10[f]	0.30	--	0.090	0.29	--	0.090
Alkalinity	Method SM2320B (mg/L)	Alkalinity, bicarbonate (as CaCO3)	ALK-B	NS	NS	NS	NS	ND	U	2.0	ND	U	2.0
		Alkalinity, carbonate (as CaCO3)	ALK-C	NS	NS	NS	NS	29	--	1.5	29	--	1.5
		Alkalinity, total (as CaCO3)	ALK	NS	NS	NS	NS	42	--	4.5	42	--	4.5

Table N-1-5b
Groundwater Field Duplicate Sample Results

[a] NMWQCC numeric standards per the NMAC Title 20.6.2.3101A, Standards for Ground Water of 10,000 mg/L Total Dissolved Solids Concentration or Less (NMAC 2018). For metals, the NMWQCC numeric standard applies to dissolved metals.

[b] EPA National Primary Drinking Water Regulations, MCLs and Secondary MCLs, Title 40CFR Part 141, 143 (May 2018).

[c] EPA Region 6 RSL for Tapwater (November 2020) for hazard index = 1.0 for noncarcinogens and a 10-5 cancer risk level for carcinogens.

[d] The project screening level was selected to satisfy the requirements of the Kirtland AFB Hazardous Waste Permit Number NM9570024423 as the lowest of (1) NMWQCC numeric standard or (2) EPA MCL. If no NMQWCC standard or MCL exists for any analyte, then the project screening level will be the EPA RSL.

[e] The project screening level has been raised to the laborotory limit of detection.

[f] Based on the geochemical equilibrium of the site groundwater and previous site data analyses, nitrate/nitrite results represent nitrate concentrations.

µg/L = microgram per liter
AFB = Air Force Base
AMSL = above mean sea level
bgs = below ground surface
CFR = Code of Federal Regulations
DRO = diesel range organic
EDB = ethylene dibromide (1,2-dibromoethane)
EPA = U.S. Environmental Protection Agency
ft = foot (feet)
GRO = gasilne range organic
ID = identification
LOD = limit of detection
MCL = maximum contaminant level
MW = monitoring well
mg/L = milligrams per liter
ND = not detected
NMAC = New Mexico Administrative Code
NMWQCC = New Mexico Water Quality Control Commission
NS = not specified
REG = normal field sample
RSL = regional screening level
TPH = total petroleum hydrocarbon
Val Qual = validation qualifier
VOCs = Volatile organic compounds
Shading = detected concentrations above the detection limit
Bold/Shading = reported concentrations exceed the project screening level
Val Quals based on independent data validation
J = Qualifier denotes the analyte was positively identified, but the associated numerical value is estimated.
U = Qualifier denotes the analyte was analyzed but not detected above the detection limit. The value associated with the U-qualifier is the LOD.
-- = Validation qualifier not assigned.

Table N-1-5c
Soil Vapor Field Duplicate Sample Results

			Well Location ID:	KAFB-106V3-007			KAFB-106V3-007		
			Field Sample ID:	SV3-007-212			SV3-007-612		
			Sample Date:	4/20/2021			4/20/2021		
			Sample Type:	REG			Field Dulpicate		
Parameter	**Analytical Method**	**Analyte**	**NMED VISL[a]**	**Result**	**Val Qual**	**LOD**	**Result**	**Val Qual**	**LOD**
VOCs	Method TO-15 ($\mu g/m^3$)	1,1,2-Trichloro-1,2,2-trifluoroethane	1,040,000	3.3	--	0.76	3.6	--	0.79
		1,1-Dichloroethane	585	ND	U	1.5	ND	U	1.5
		1,2,4-Trichlorobenzene	69.5	ND	U	1.4	ND	U	1.5
		1,2,4-Trimethylbenzene	NS	26	--	0.76	39	--	0.79
		1,2-Dibromoethane	1.56	**6.8**	--	0.76	**6.6**	--	0.79
		1,2-Dichloroethane	36	ND	U	0.76	ND	U	0.79
		1,3,5-Trimethylbenzene	NS	29	--	0.76	28	--	0.79
		1,3-Butadiene	31.2	ND	U	1.4	ND	U	1.5
		1,4-Dioxane	187	ND	U	0.76	ND	U	0.79
		2-Butanone	174,000	14	--	1.4	11	--	1.5
		2-Hexanone	NS	ND	U	0.76	ND	U	0.79
		4-Methyl-2-pentanone	104,000	0.49	J	0.76	0.59	J	0.79
		Acetone	1,080,000	24	--	12	32	--	12
		Benzene	120	**260**	--	0.76	**210**	--	0.79
		Bromodichloromethane	25.3	ND	U	0.76	ND	U	0.79
		Bromoform	851	ND	U	1.4	ND	U	1.5
		Carbon disulfide	24,300	1.7	J	2.4	ND	U	2.5
		Carbon tetrachloride	156	0.78	J	0.76	0.76	J	0.79
		Chloroethane	348,000	ND	U	1.4	ND	U	1.5
		Chloroform	40.7	0.6	J	0.76	0.54	J	0.79
		Chloromethane	520	ND	U	1.4	ND	U	1.5
		Cyclohexane	NS	1,200	--	15	1,300	--	16
		Dibromochloromethane	34.7	ND	U	0.76	ND	U	0.79
		Dichlorodifluoromethane	3,480	2.3	--	1.4	1.3	J	1.5
		Ethanol	NS	32	--	3.7	33	--	3.8
		Ethyl acetate	2,430	ND	U	2.9	ND	U	3
		Ethylbenzene	374	110	--	0.76	91	--	0.79
		Hexane	24,300	320	--	1.4	360	--	1.5
		Isopropyl alcohol	NS	5.3	J	2.8	1,600	J	29
		m- & p-Xylenes	3,480	190	--	1.5	170	--	1.6
		Methylene chloride	20,900	ND	U	1.4	ND	U	1.5
		Naphthalene	27.5	5.3	--	1.4	9.5	--	1.4
		n-Heptane	NS	160	--	1.4	180	--	1.5
		o-Xylene	3,480	120	--	0.76	100	--	0.79
		Propylene (propene)	NS	5.5	J	1.4	170	J	1.5
		Styrene	34,800	0.65	J	1.4	0.73	J	1.5
		Tetrachloroethene	1,390	ND	U	0.76	ND	U	0.79
		Tetrahydrofuran	NS	ND	U	0.76	ND	U	0.79
		Toluene	174,000	840	--	7.6	700	--	7.9
		Trichloroethene	69.5	ND	U	0.76	ND	U	0.79
		Trichlorofluoromethane	24,300	1.3	J	1.4	1.1	J	1.5
		Vinyl chloride	55.9	ND	U	0.76	ND	U	0.79
		Xylenes, total	3,480	310	--	1.5	270	--	1.6

[a] New Mexico Environment Department VISL Residential Soil Gas, dated 2017.
$\mu g/m^3$ = microgram per cubic meter
AFB = Air Force Base
ft = foot (feet)
ID = identification
LOD = limit of detection
MCL = maximum contaminant level
mg/L = milligrams per liter
MW = monitoring well
ND = not detected
NMED = New Mexico Environmental Department
NS = not specified
REG = normal field sample
Val Qual = validation qualifier
VISL = vapor intrusion screening level
VOCs = Volatile organic compounds
Shading = detected concentrations above the detection limit
Bold/Shading = reported concentrations exceed the NMED Residential VISL
Val Quals based on independent data validation
J = Qualifier denotes the analyte was positively identified, but the associated numerical value is estimated.
U = Qualifier denotes the analyte was analyzed but not detected above the detection limit. The value associated with the U-qualifier is the LOD.
-- = Validation qualifier not assigned.

Table N-1-6a
Groundwater Results with LOQ/PQLs Exceeding the Project Screening Level

Sample Location ID	Field Sample ID	Sample Date	Sample Type	Lab Report ID	Analytical Method	Dilution Factor	Analyte	Result Value	Result Unit	Final Qualifier	DL/MDL[a]	LOD/RDL[b]	LOQ/PQL[c]	Project Screening Level[d]
KAFB-106S10-443	GWS10-204	12/30/2020	N	410-25392-1	SW8260C	5	1,2-Dibromoethane	140	µg/L		1	2.5	5	0.05
KAFB-106S10-443	GWS10-204	12/30/2020	N	410-25392-1	SW8260C	5	Acrolein	< 25	µg/L	U	15	25	500	5
KAFB-106S10-443	GWS10-204	12/30/2020	N	410-25392-1	SW8260C	5	Acrylonitrile	< 5	µg/L	U	1.5	5	100	1
KAFB-106S10-443	GWS10-204	12/30/2020	N	410-25392-1	SW8260C	5	Hexachloro-1,3-butadiene	< 20	µg/L	U	10	20	25	4
KAFB-106S10-443	GWS10-204	12/30/2020	N	410-25392-1	SW8260C	5	1,2-Dibromo-3-chloropropane	< 5	µg/L	U	1.5	5	25	1
KAFB-106S10-443	GWS10-204	12/30/2020	N	410-25392-1	SW8260C	5	1,2,3-Trichloropropane	1.2	µg/L	J	1	2.5	25	0.05
KAFB-106S10-443	GWS10-204	12/30/2020	N	410-25392-1	SW8260C	50	Benzene	8,400	µg/L		10	25	50	5
KAFB-106248-452	GW248-452-212	4/5/2021	N	410-34809-1	SW8260C	1	1,2,3-Trichloropropane	< 0.50	µg/L	U	0.2	0.5	5	0.05
KAFB-106248-452	GW248-452-612	4/5/2021	FD	410-34809-1	SW8260C	1	1,2,3-Trichloropropane	< 0.50	µg/L	U	0.2	0.5	5	0.05
KAFB-106252-425	GW252-425-211	3/23/2021	N	410-33446-1	SW8260C	1	1,2,3-Trichloropropane	< 0.50	µg/L	U	0.2	0.5	5	0.05
KAFB-106S10-443	GWS10-204	12/30/2020	N	410-25392-1	SW8011	100	1,2-Dibromoethane	15	µg/L		0.96	1.9	2.9	0.05
KAFB-106S10-443	GWS10-204	12/30/2020	N	410-25392-1	SW8015M	50	TPH-GRO (C6-C10)	61,000	µg/L		1200	2000	2500	500

[a] The DoD DL is comparable to the EPA MDL.

[b] The DoD LOD is comparable to the EPA RDL.

[c] The DoD LOQ is comparable to the EPA PQL.

[d] The project screening level was selected to satisfy the requirements of the Kirtland AFB Hazardous Waste Permit Number NM9570024423 as the lowest of (1) NMWQCC numeric standard or (2) EPA MCL. If no NMQWCC standard or MCL exists for any analyte, then the project screening level will be the EPA RSL. NMWQCC numeric standards per the NMAC Title 20.6.2.3101A, Standards for Ground Water of 10,000 mg/L Total Dissolved Solids Concentration or Less (NMAC 2018). For metals, the NMWQCC numeric standard applies to dissolved metals. EPA Region 6 RSL for Tapwater (November 2020) for hazard index = 1.0 for noncarcinogens and a 10-5 cancer risk level for carcinogens.

< = less than

DL = detection lmit

DoD = Department of Defense

EPA = U.S. Environmental Protection Agency

FD = field duplicate

ID = identification

J = Qualifier denotes the analyte was positively identified, but the associated numerical value is estimated.

LOD = limit of detetion

LOQ = limit of quantitation

MCL = maximum contaminant level

MDL = method detection limit

MW = monitoring well

N (in "sample_type_code" column)= normal

NMAC = New Mexico Administrative Code

NMWQCC = New Mexico Water Quality Control Commission

NS = not specificed

PQL = practical quantitation limit

Q1 = first quarter

RDL = report detection limit

RSL = regional screening level

U = Qualifier denotes the analyte was analyzed but not detected above the detection limit. The value associated with the U-qualifier is the LOD.

ug/l = micrograms per liter

Gray highlighting indicates that the result exceeds the Project Screening Level.

Table N-1-6b
Soil Vapor Results with LOQ/PQLs Exceeding the Project Screening Level

Sample Location ID	Field Sample ID	Sample Date	Sample Type	Lab Report ID	Analytical Method	Dilution Factor	Analyte	Result Value	Result Unit	Final Qualifier	DL/MDL[a]	LOD/RDL[b]	LOQ/PQL[c]	Project Screening Level[d]
KAFB-106V3-015	SV3-015-212	4/20/2021	N	P2102359	TO-15	4	1,2-Dibromoethane	12	µg/m^3		0.27	0.73	2.2	1.56
KAFB-106V3-272	SV3-272-212	4/20/2021	N	P2102359	TO-15	4	1,2-Dibromoethane	17	µg/m^3		0.23	0.64	2	1.56
KAFB-106V3-007	SV3-007-212	4/20/2021	N	P2102359	TO-15	5	1,2-Dibromoethane	6.8	µg/m^3		0.28	0.76	2.3	1.56
KAFB-106V3-007	SV3-007-612	4/20/2021	FD	P2102359	TO-15	5	1,2-Dibromoethane	6.6	µg/m^3		0.29	0.79	2.4	1.56

[a] The DoD DL is comparable to the EPA MDL.
[b] The DoD LOD is comparable to the EPA RDL.
[c] The DoD LOQ is comparable to the EPA PQL.
[d] The project screening level is equal to the New Mexico Environment Department VISLs for residential soil gas (2017).
< = less than
DL = detection lmit
DoD = Department of Defense
EPA = U.S. Environmental Protection Agency
FD = field duplicate
ID = identification
J = Qualifier denotes the analyte was positively identified, but the associated numerical value is estimated.
LOD = limit of detetion
LOQ = limit of quantitation
MCL = maximum contaminant level
MDL = method detection limit
MW = monitoring well
N (in "sample_type_code" column)= normal
NMAC = New Mexico Administrative Code
NMWQCC = New Mexico Water Quality Control Commission
NS = not specificed
PQL = practical quantitation limit
RDL = report detection limit
RSL = regional screening level
U = Qualifier denotes the analyte was analyzed but not detected above the detection limit. The value associated with the U-qualifier is the LOD.
ug/l = micrograms per liter
VISL = vapore intrusion screening level
Gray highlighting indicates that the result exceeds the Project Screening Level.

Table N-1-7a
Technical Data Completeness - Soil

Analytical Parameter	Field/Field Duplicate Sample Analytes	Quality Control Sample Analytes (TB, EB)	Qualified Analytes	Percent Technical Completeness[a]
VOCs (SW8260C)	3,036	1,386	123	100
TPH (SW8015)[b]	138	33	5	100

[a] Percent technical completeness including analytes qualified as estimated data. No data were rejected.
[b] TPH (SW8015D) = TPH-GRO, TPH-DRO, and motor oil. TBs were analyzed for TPH-GRO only.
EB = equipment rinse blank
MW = monitoring well
TB = trip blank
TPH-DRO = Total Petroleum Hydrocarbons – Diesel Range Organics
TPH-GRO = Total Petroleum Hydrocarbons – Gasoline Range Organics
VOCs = volatile organic compounds

Table N-1-7b
Technical Data Completeness - Groundwater

Analytical Parameter	Field/Field Duplicate Sample Analytes	Quality Control Sample Analytes (TB, EB)	Qualified Analytes	Percent Technical Completeness[a]
Ethylene dibromide (SW8011)	4	6	0	100
VOCs (SW8260C)[b]	276	414	6	100
Total metals (SW6010C)[c]	16	16	0	100
Dissolved metals (SW6010C)[d]	8	0	0	100
Total metals (SW6020A)[e]	8	6	0	100
Anions (E300.0)[f]	12	0	0	100
Nitrate/nitrite nitrogen (E353.2)	4	0	0	100
Alkalinity (SM2320B)	12	0	1	100
TPH (SW8015D)[g]	9	10	0	100

[a] Percent technical completeness including analytes qualified as estimated data. No data were rejected.
[c] Total metals (SW6010C) = calcium, magnesium, potassium, sodium.
[d] Dissolved metals (SW6010C) = dissolved iron, manganese.
[e] Total metals (SW6020A) = arsenic, lead.
[f] Anions = bromide, chloride, sulfate.
[g] TPH (SW8015D) = TPH-GRO and TPH-DRO, and total TPH for KAFB-106S10-443 and associated EB. TB analyzed for TPH-GRO only.
BTEX = benzene, toluene, ethylbenzene, xylenes
EB = equipment rinse blank
MW = monitoring well
TB = trip blank
TPH-DRO = Total Petroleum Hydrocarbons – Diesel Range Organics
TPH-GRO = Total Petroleum Hydrocarbons – Gasoline Range Organics
VOCs = volatile organic compounds

Table N-1-7c
Technical Data Completeness - Soil Vapor

Analytical Parameter	Field/Field Duplicate Sample Analytes	Quality Control Sample Analytes (TB, FB, EB, SWB)	Qualified Analytes	Percent Technical Completeness[a]
VOCs (TO-15)	172	0	5	100

[a] Percent technical completeness including analytes qualified as estimated data. No data were rejected.
EB = equipment rinse blank
FB = Field blank
SWB = source water blank
MW = monitoring well
TB = trip blank
VOCs = volatile organic compounds

APPENDIX N-2

LEVEL 2 SOIL ANALYTICAL REPORTS AND EXCEL DATA FILE

eurofins | Environment Testing America

ANALYTICAL REPORT

Eurofins TestAmerica, Denver
4955 Yarrow Street
Arvada, CO 80002
Tel: (303)736-0100

Laboratory Job ID: 280-142915-1
Client Project/Site: Kirtland AFB Vadose Zone Coring

For:
EA Engineering, Science, and Technology
7995 E. Prentice Ave, Suite 206E
Greenwood Village, Colorado 80111

Attn: Pamela J Moss

Authorized for release by:
12/9/2020 3:12:13 PM

Dylan Bieniulis, Project Manager I
(303)736-0138
Dylan.Bieniulis@Eurofinset.com

LINKS

Review your project results through TotalAccess

Have a Question? Ask The Expert

Visit us at: www.eurofinsus.com/Env

The test results in this report meet all 2003 NELAC, 2009 TNI, and 2016 TNI requirements for accredited parameters, exceptions are noted in this report. This report may not be reproduced except in full, and with written approval from the laboratory. For questions please contact the Project Manager at the e-mail address or telephone number listed on this page.

This report has been electronically signed and authorized by the signatory. Electronic signature is intended to be the legally binding equivalent of a traditionally handwritten signature.

Results relate only to the items tested and the sample(s) as received by the laboratory.

Table of Contents

Cover Page 1
Table of Contents 2
Definitions 3
Case Narrative 4
Detection Summary 6
Method Summary 7
Sample Summary 8
Client Sample Results 9
Surrogate Summary 13
QC Sample Results 14
QC Association 21
Chronicle 22
Certification Summary 23
Chain of Custody 24
Receipt Checklists 25

Qualifiers

GC/MS VOA

Qualifier	Qualifier Description
J	Estimated: The analyte was positively identified; the quantitation is an estimation
M	Manual integrated compound.
Q	One or more quality control criteria failed.
U	Undetected at the Limit of Detection.

GC VOA

Qualifier	Qualifier Description
U	Undetected at the Limit of Detection.

GC Semi VOA

Qualifier	Qualifier Description
J	Estimated: The analyte was positively identified; the quantitation is an estimation
Q	One or more quality control criteria failed.
U	Undetected at the Limit of Detection.

Glossary

Abbreviation	These commonly used abbreviations may or may not be present in this report.
¤	Listed under the "D" column to designate that the result is reported on a dry weight basis
%R	Percent Recovery
CFL	Contains Free Liquid
CFU	Colony Forming Unit
CNF	Contains No Free Liquid
DER	Duplicate Error Ratio (normalized absolute difference)
Dil Fac	Dilution Factor
DL	Detection Limit (DoD/DOE)
DL, RA, RE, IN	Indicates a Dilution, Re-analysis, Re-extraction, or additional Initial metals/anion analysis of the sample
DLC	Decision Level Concentration (Radiochemistry)
EDL	Estimated Detection Limit (Dioxin)
LOD	Limit of Detection (DoD/DOE)
LOQ	Limit of Quantitation (DoD/DOE)
MCL	EPA recommended "Maximum Contaminant Level"
MDA	Minimum Detectable Activity (Radiochemistry)
MDC	Minimum Detectable Concentration (Radiochemistry)
MDL	Method Detection Limit
ML	Minimum Level (Dioxin)
MPN	Most Probable Number
MQL	Method Quantitation Limit
NC	Not Calculated
ND	Not Detected at the reporting limit (or MDL or EDL if shown)
NEG	Negative / Absent
POS	Positive / Present
PQL	Practical Quantitation Limit
PRES	Presumptive
QC	Quality Control
RER	Relative Error Ratio (Radiochemistry)
RL	Reporting Limit or Requested Limit (Radiochemistry)
RPD	Relative Percent Difference, a measure of the relative difference between two points
TEF	Toxicity Equivalent Factor (Dioxin)
TEQ	Toxicity Equivalent Quotient (Dioxin)
TNTC	Too Numerous To Count

Job ID: 280-142915-1

Laboratory: Eurofins TestAmerica, Denver

Narrative

CASE NARRATIVE

Client: EA Engineering, Science, and Technology

Project: Kirtland AFB Vadose Zone Coring

Report Number: 280-142915-1

With the exceptions noted as flags or footnotes, standard analytical protocols were followed in the analysis of the samples and no problems were encountered or anomalies observed. In addition all laboratory quality control samples were within established control limits, with any exceptions noted below. Each sample was analyzed to achieve the lowest possible reporting limit within the constraints of the method. In some cases, due to interference or analytes present at high concentrations, samples were diluted. For diluted samples, the reporting limits are adjusted relative to the dilution required.

Calculations are performed before rounding to avoid round-off errors in calculated results.

All holding times were met and proper preservation noted for the methods performed on these samples, unless otherwise detailed in the individual sections below.

RECEIPT
The samples were received on 11/18/2020; the samples arrived in good condition, properly preserved and on ice. The temperature of the coolers at receipt was 0.1 C.

VOLATILE ORGANIC COMPOUNDS (GC/MS)
Samples RB-S10A-171120-01 (280-142915-1) and RB-S10A-171120-02 (280-142915-2) were analyzed for volatile organic compounds (GC/MS) in accordance with 8260B. The samples were analyzed on 11/30/2020.

Dichlorodifluoromethane (-29.6%D) and Chloromethane -20.5%D was outside control limits (20%D) in the continuing calibration verification (CCV) associated with batch 518540.
These compounds are considered poor performing compounds as listed in the laboratory's Technical Specifications for DoD QSM - the variance allows up to 30%D for these classified compounds. For the following samples, the clients have accepted these variances, therefore data has been qualified and reported. Associated results are flagged "Q".

No analytical or quality issues were noted, other than those described above or in the Definitions/Glossary page.

GASOLINE RANGE ORGANICS (GRO)
Samples RB-S10A-171120-01 (280-142915-1) and RB-S10A-171120-02 (280-142915-2) were analyzed for Gasoline Range Organics (GRO) in accordance with 8015D GRO. The samples were analyzed on 11/24/2020.

No analytical or quality issues were noted, other than those described above or in the Definitions/Glossary page.

DIESEL RANGE ORGANICS (DRO)
Samples RB-S10A-171120-01 (280-142915-1) and RB-S10A-171120-02 (280-142915-2) were analyzed for Diesel Range Organics (DRO) in accordance with 8015D DRO. The samples were prepared on 11/23/2020 and analyzed on 11/26/2020.

For analytical batch 518255 the Motor Oil (C20-C38) laboratory control sample duplicate (LCSD) fell below lower acceptance criteria for Motor Oil C20-C38 (38%R, limits 41-112%), n-Octacosane (36%R; limits 60-142%) and o-Terphenyl (32%D, limits 56-125%). The Motor Oil C20-C38 LCS/LCSD were re-ran and results confirmed. The associated laboratory control sample (LCS) was well within acceptance criteria. Because of the difference in %R between the LCS and LCSD, the Motor Oil C20-C38 RPD did not meet acceptance criteria. The associated method blank (MB) met acceptance criteria. The associated samples have surrogates %R met acceptance criteria. The samples are out of hold; therefore, the data have been qualified and reported. The client was notified on 12/9/2020. Associated results are

Job ID: 280-142915-1 (Continued)

Laboratory: Eurofins TestAmerica, Denver (Continued)

flagged "Q".

For analytical batch 518255 the opening and closing CCV recovered at -22.1%D which is below the lower control limit of -20%D for surrogate n-Octacosane. The other surrogate, o-Terphenyl (Surr), and target analytes met acceptance criteria in the CCVs. The associated client samples have recoveries for both surrogates well within acceptance criteria. The client was notified on 12/9/2020. Associated results are flagged "Q".

No additional analytical or quality issues were noted, other than those described above or in the Definitions/Glossary page.

Detection Summary

Client: EA Engineering, Science, and Technology
Project/Site: Kirtland AFB Vadose Zone Coring

Job ID: 280-142915-1

Client Sample ID: RB-S10A-171120-01 — Lab Sample ID: 280-142915-1

Analyte	Result	Qualifier	LOQ	LOD	DL	Unit	Dil Fac	D	Method	Prep Type
Toluene	0.30	J	1.0	0.40	0.17	ug/L	1		8260B	Total/NA
m-Xylene & p-Xylene	0.15	J	2.0	0.80	0.15	ug/L	1		8260B	Total/NA
Diesel Range Organics [C10-C28]	0.082	J	0.24	0.11	0.031	mg/L	1		8015D DRO	Total/NA
Motor Oil (C20-C38)	0.075	J Q	0.48	0.12	0.053	mg/L	1		8015D DRO	Total/NA

Client Sample ID: RB-S10A-171120-02 — Lab Sample ID: 280-142915-2

Analyte	Result	Qualifier	LOQ	LOD	DL	Unit	Dil Fac	D	Method	Prep Type
Toluene	0.31	J	1.0	0.40	0.17	ug/L	1		8260B	Total/NA
m-Xylene & p-Xylene	0.21	J	2.0	0.80	0.15	ug/L	1		8260B	Total/NA
Diesel Range Organics [C10-C28]	0.070	J	0.24	0.12	0.032	mg/L	1		8015D DRO	Total/NA

This Detection Summary does not include radiochemical test results.

Method Summary

Client: EA Engineering, Science, and Technology
Project/Site: Kirtland AFB Vadose Zone Coring

Job ID: 280-142915-1

Method	Method Description	Protocol	Laboratory
8260B	Volatile Organic Compounds (GC/MS)	SW846	TAL DEN
8015D GRO	Gasoline Range Organics (GRO)	SW846	TAL DEN
8015D DRO	Diesel Range Organics (DRO) (GC)	SW846	TAL DEN
3510C	Liquid-Liquid Extraction (Separatory Funnel)	SW846	TAL DEN
5030B	Purge and Trap	SW846	TAL DEN

Protocol References:

SW846 = "Test Methods For Evaluating Solid Waste, Physical/Chemical Methods", Third Edition, November 1986 And Its Updates.

Laboratory References:

TAL DEN = Eurofins TestAmerica, Denver, 4955 Yarrow Street, Arvada, CO 80002, TEL (303)736-0100

Sample Summary

Client: EA Engineering, Science, and Technology
Project/Site: Kirtland AFB Vadose Zone Coring

Job ID: 280-142915-1

Lab Sample ID	Client Sample ID	Matrix	Collected	Received	Asset ID
280-142915-1	RB-S10A-171120-01	Water	11/17/20 12:50	11/18/20 09:30	
280-142915-2	RB-S10A-171120-02	Water	11/17/20 13:00	11/18/20 09:30	

Method: 8260B - Volatile Organic Compounds (GC/MS)

Client Sample ID: RB-S10A-171120-01
Date Collected: 11/17/20 12:50
Date Received: 11/18/20 09:30

Lab Sample ID: 280-142915-1
Matrix: Water

Analyte	Result	Qualifier	LOQ	LOD	DL	Unit	D	Analyzed	Dil Fac
Acetone	6.4	U	10	6.4	1.9	ug/L		11/30/20 12:04	1
Benzene	0.40	U	1.0	0.40	0.16	ug/L		11/30/20 12:04	1
Bromobenzene	0.40	U	1.0	0.40	0.17	ug/L		11/30/20 12:04	1
Bromochloromethane	0.20	U	1.0	0.20	0.10	ug/L		11/30/20 12:04	1
Bromodichloromethane	0.40	U	1.0	0.40	0.17	ug/L		11/30/20 12:04	1
Bromoform	1.0	U	1.0	1.0	0.46	ug/L		11/30/20 12:04	1
Bromomethane	0.80	U M	2.0	0.80	0.21	ug/L		11/30/20 12:04	1
2-Butanone (MEK)	4.0	U	6.0	4.0	2.0	ug/L		11/30/20 12:04	1
n-Butylbenzene	0.80	U	1.0	0.80	0.14	ug/L		11/30/20 12:04	1
sec-Butylbenzene	0.40	U	1.0	0.40	0.17	ug/L		11/30/20 12:04	1
tert-Butylbenzene	0.40	U	1.0	0.40	0.16	ug/L		11/30/20 12:04	1
Carbon disulfide	0.80	U	2.0	0.80	0.17	ug/L		11/30/20 12:04	1
Carbon tetrachloride	0.40	U	2.0	0.40	0.19	ug/L		11/30/20 12:04	1
Chlorobenzene	0.40	U	1.0	0.40	0.17	ug/L		11/30/20 12:04	1
Chloroethane	1.6	U	2.0	1.6	0.41	ug/L		11/30/20 12:04	1
Chloroform	0.40	U	1.0	0.40	0.16	ug/L		11/30/20 12:04	1
Chloromethane	0.80	U Q	2.0	0.80	0.30	ug/L		11/30/20 12:04	1
4-Chlorotoluene	0.80	U	1.0	0.80	0.21	ug/L		11/30/20 12:04	1
Dibromochloromethane	0.40	U	1.0	0.40	0.17	ug/L		11/30/20 12:04	1
1,2-Dibromo-3-Chloropropane	1.6	U	5.0	1.6	0.47	ug/L		11/30/20 12:04	1
Dichlorodifluoromethane	0.80	U Q	2.0	0.80	0.31	ug/L		11/30/20 12:04	1
Dibromomethane	0.40	U	1.0	0.40	0.17	ug/L		11/30/20 12:04	1
Ethylene Dibromide	0.40	U	1.0	0.40	0.18	ug/L		11/30/20 12:04	1
1,2-Dichlorobenzene	0.40	U	1.0	0.40	0.15	ug/L		11/30/20 12:04	1
1,3-Dichlorobenzene	0.40	U	1.0	0.40	0.13	ug/L		11/30/20 12:04	1
1,4-Dichlorobenzene	0.40	U	1.0	0.40	0.16	ug/L		11/30/20 12:04	1
1,1-Dichloroethane	0.80	U	1.0	0.80	0.22	ug/L		11/30/20 12:04	1
1,2-Dichloroethane	0.40	U	1.0	0.40	0.13	ug/L		11/30/20 12:04	1
1,1-Dichloroethene	0.80	U	1.0	0.80	0.23	ug/L		11/30/20 12:04	1
1,2-Dichloroethene, Total	0.40	U	1.0	0.40	0.15	ug/L		11/30/20 12:04	1
cis-1,2-Dichloroethene	0.40	U	1.0	0.40	0.15	ug/L		11/30/20 12:04	1
trans-1,2-Dichloroethene	0.40	U	1.0	0.40	0.15	ug/L		11/30/20 12:04	1
1,2-Dichloropropane	0.40	U M	1.0	0.40	0.18	ug/L		11/30/20 12:04	1
1,3-Dichloropropane	0.20	U	1.0	0.20	0.090	ug/L		11/30/20 12:04	1
2,2-Dichloropropane	0.80	U	1.0	0.80	0.38	ug/L		11/30/20 12:04	1
1,1-Dichloropropene	0.40	U	1.0	0.40	0.19	ug/L		11/30/20 12:04	1
cis-1,3-Dichloropropene	0.40	U	1.0	0.40	0.16	ug/L		11/30/20 12:04	1
trans-1,3-Dichloropropene	0.40	U	1.0	0.40	0.19	ug/L		11/30/20 12:04	1
Ethylbenzene	0.40	U	1.0	0.40	0.16	ug/L		11/30/20 12:04	1
2-Hexanone	4.0	U	5.0	4.0	1.7	ug/L		11/30/20 12:04	1
Hexachlorobutadiene	0.80	U	1.0	0.80	0.36	ug/L		11/30/20 12:04	1
Isopropylbenzene	0.40	U	1.0	0.40	0.19	ug/L		11/30/20 12:04	1
4-Isopropyltoluene	0.40	U	1.0	0.40	0.20	ug/L		11/30/20 12:04	1
Methylene Chloride	2.0	U	5.0	2.0	0.94	ug/L		11/30/20 12:04	1
4-Methyl-2-pentanone (MIBK)	3.2	U	5.0	3.2	0.98	ug/L		11/30/20 12:04	1
Methyl tert-butyl ether	0.80	U	5.0	0.80	0.25	ug/L		11/30/20 12:04	1
Naphthalene	0.80	U	1.0	0.80	0.22	ug/L		11/30/20 12:04	1
N-Propylbenzene	0.40	U	1.0	0.40	0.16	ug/L		11/30/20 12:04	1
Styrene	0.80	U	1.0	0.80	0.36	ug/L		11/30/20 12:04	1

Method: 8260B - Volatile Organic Compounds (GC/MS) (Continued)

Client Sample ID: RB-S10A-171120-01 — **Lab Sample ID: 280-142915-1**
Date Collected: 11/17/20 12:50 — **Matrix: Water**
Date Received: 11/18/20 09:30

Analyte	Result	Qualifier	LOQ	LOD	DL	Unit	D	Analyzed	Dil Fac
1,1,1,2-Tetrachloroethane	0.80	U	1.0	0.80	0.21	ug/L		11/30/20 12:04	1
1,1,2,2-Tetrachloroethane	0.80	U	1.0	0.80	0.21	ug/L		11/30/20 12:04	1
Tetrachloroethene	0.40	U	1.0	0.40	0.20	ug/L		11/30/20 12:04	1
Toluene	**0.30**	**J**	1.0	0.40	0.17	ug/L		11/30/20 12:04	1
1,2,3-Trichlorobenzene	0.80	U	1.0	0.80	0.21	ug/L		11/30/20 12:04	1
1,1,1-Trichloroethane	0.40	U	1.0	0.40	0.16	ug/L		11/30/20 12:04	1
1,1,2-Trichloroethane	0.80	U	1.0	0.80	0.27	ug/L		11/30/20 12:04	1
Trichloroethene	0.40	U	1.0	0.40	0.16	ug/L		11/30/20 12:04	1
Trichlorofluoromethane	0.80	U	2.0	0.80	0.29	ug/L		11/30/20 12:04	1
1,2,4-Trichlorobenzene	0.80	U	1.0	0.80	0.21	ug/L		11/30/20 12:04	1
1,2,3-Trichloropropane	0.80	U	3.0	0.80	0.33	ug/L		11/30/20 12:04	1
1,2,4-Trimethylbenzene	0.40	U	1.0	0.40	0.15	ug/L		11/30/20 12:04	1
1,3,5-Trimethylbenzene	0.40	U	1.0	0.40	0.16	ug/L		11/30/20 12:04	1
Vinyl chloride	0.20	U	1.5	0.20	0.10	ug/L		11/30/20 12:04	1
o-Xylene	0.40	U	1.0	0.40	0.19	ug/L		11/30/20 12:04	1
m-Xylene & p-Xylene	**0.15**	**J**	2.0	0.80	0.15	ug/L		11/30/20 12:04	1
2-Chlorotoluene	0.40	U	1.0	0.40	0.17	ug/L		11/30/20 12:04	1

Surrogate	*%Recovery*	*Qualifier*	*Limits*	*Prepared*	*Analyzed*	*Dil Fac*
Toluene-d8 (Surr)	*100*		*89 - 112*		*11/30/20 12:04*	*1*
1,2-Dichloroethane-d4 (Surr)	*94*		*81 - 118*		*11/30/20 12:04*	*1*
4-Bromofluorobenzene (Surr)	*103*		*85 - 114*		*11/30/20 12:04*	*1*
Dibromofluoromethane (Surr)	*100*		*80 - 119*		*11/30/20 12:04*	*1*

Client Sample ID: RB-S10A-171120-02 — **Lab Sample ID: 280-142915-2**
Date Collected: 11/17/20 13:00 — **Matrix: Water**
Date Received: 11/18/20 09:30

Analyte	Result	Qualifier	LOQ	LOD	DL	Unit	D	Analyzed	Dil Fac
Acetone	6.4	U	10	6.4	1.9	ug/L		11/30/20 12:26	1
Benzene	0.40	U	1.0	0.40	0.16	ug/L		11/30/20 12:26	1
Bromobenzene	0.40	U	1.0	0.40	0.17	ug/L		11/30/20 12:26	1
Bromochloromethane	0.20	U	1.0	0.20	0.10	ug/L		11/30/20 12:26	1
Bromodichloromethane	0.40	U	1.0	0.40	0.17	ug/L		11/30/20 12:26	1
Bromoform	1.0	U	1.0	1.0	0.46	ug/L		11/30/20 12:26	1
Bromomethane	0.80	U M	2.0	0.80	0.21	ug/L		11/30/20 12:26	1
2-Butanone (MEK)	4.0	U	6.0	4.0	2.0	ug/L		11/30/20 12:26	1
n-Butylbenzene	0.80	U	1.0	0.80	0.14	ug/L		11/30/20 12:26	1
sec-Butylbenzene	0.40	U	1.0	0.40	0.17	ug/L		11/30/20 12:26	1
tert-Butylbenzene	0.40	U	1.0	0.40	0.16	ug/L		11/30/20 12:26	1
Carbon disulfide	0.80	U	2.0	0.80	0.17	ug/L		11/30/20 12:26	1
Carbon tetrachloride	0.40	U	2.0	0.40	0.19	ug/L		11/30/20 12:26	1
Chlorobenzene	0.40	U	1.0	0.40	0.17	ug/L		11/30/20 12:26	1
Chloroethane	1.6	U	2.0	1.6	0.41	ug/L		11/30/20 12:26	1
Chloroform	0.40	U	1.0	0.40	0.16	ug/L		11/30/20 12:26	1
Chloromethane	0.80	U Q	2.0	0.80	0.30	ug/L		11/30/20 12:26	1
4-Chlorotoluene	0.80	U	1.0	0.80	0.21	ug/L		11/30/20 12:26	1
Dibromochloromethane	0.40	U	1.0	0.40	0.17	ug/L		11/30/20 12:26	1
1,2-Dibromo-3-Chloropropane	1.6	U	5.0	1.6	0.47	ug/L		11/30/20 12:26	1
Dichlorodifluoromethane	0.80	U Q	2.0	0.80	0.31	ug/L		11/30/20 12:26	1
Dibromomethane	0.40	U	1.0	0.40	0.17	ug/L		11/30/20 12:26	1

Method: 8260B - Volatile Organic Compounds (GC/MS) (Continued)

Client Sample ID: RB-S10A-171120-02
Date Collected: 11/17/20 13:00
Date Received: 11/18/20 09:30

Lab Sample ID: 280-142915-2
Matrix: Water

Analyte	Result	Qualifier	LOQ	LOD	DL	Unit	D	Analyzed	Dil Fac
Ethylene Dibromide	0.40	U	1.0	0.40	0.18	ug/L		11/30/20 12:26	1
1,2-Dichlorobenzene	0.40	U	1.0	0.40	0.15	ug/L		11/30/20 12:26	1
1,3-Dichlorobenzene	0.40	U	1.0	0.40	0.13	ug/L		11/30/20 12:26	1
1,4-Dichlorobenzene	0.40	U	1.0	0.40	0.16	ug/L		11/30/20 12:26	1
1,1-Dichloroethane	0.80	U	1.0	0.80	0.22	ug/L		11/30/20 12:26	1
1,2-Dichloroethane	0.40	U	1.0	0.40	0.13	ug/L		11/30/20 12:26	1
1,1-Dichloroethene	0.80	U	1.0	0.80	0.23	ug/L		11/30/20 12:26	1
1,2-Dichloroethene, Total	0.40	U	1.0	0.40	0.15	ug/L		11/30/20 12:26	1
cis-1,2-Dichloroethene	0.40	U	1.0	0.40	0.15	ug/L		11/30/20 12:26	1
trans-1,2-Dichloroethene	0.40	U	1.0	0.40	0.15	ug/L		11/30/20 12:26	1
1,2-Dichloropropane	0.40	U M	1.0	0.40	0.18	ug/L		11/30/20 12:26	1
1,3-Dichloropropane	0.20	U	1.0	0.20	0.090	ug/L		11/30/20 12:26	1
2,2-Dichloropropane	0.80	U	1.0	0.80	0.38	ug/L		11/30/20 12:26	1
1,1-Dichloropropene	0.40	U	1.0	0.40	0.19	ug/L		11/30/20 12:26	1
cis-1,3-Dichloropropene	0.40	U	1.0	0.40	0.16	ug/L		11/30/20 12:26	1
trans-1,3-Dichloropropene	0.40	U	1.0	0.40	0.19	ug/L		11/30/20 12:26	1
Ethylbenzene	0.40	U	1.0	0.40	0.16	ug/L		11/30/20 12:26	1
2-Hexanone	4.0	U	5.0	4.0	1.7	ug/L		11/30/20 12:26	1
Hexachlorobutadiene	0.80	U	1.0	0.80	0.36	ug/L		11/30/20 12:26	1
Isopropylbenzene	0.40	U	1.0	0.40	0.19	ug/L		11/30/20 12:26	1
4-Isopropyltoluene	0.40	U	1.0	0.40	0.20	ug/L		11/30/20 12:26	1
Methylene Chloride	2.0	U	5.0	2.0	0.94	ug/L		11/30/20 12:26	1
4-Methyl-2-pentanone (MIBK)	3.2	U	5.0	3.2	0.98	ug/L		11/30/20 12:26	1
Methyl tert-butyl ether	0.80	U	5.0	0.80	0.25	ug/L		11/30/20 12:26	1
Naphthalene	0.80	U	1.0	0.80	0.22	ug/L		11/30/20 12:26	1
N-Propylbenzene	0.40	U	1.0	0.40	0.16	ug/L		11/30/20 12:26	1
Styrene	0.80	U	1.0	0.80	0.36	ug/L		11/30/20 12:26	1
1,1,1,2-Tetrachloroethane	0.80	U	1.0	0.80	0.21	ug/L		11/30/20 12:26	1
1,1,2,2-Tetrachloroethane	0.80	U	1.0	0.80	0.21	ug/L		11/30/20 12:26	1
Tetrachloroethene	0.40	U	1.0	0.40	0.20	ug/L		11/30/20 12:26	1
Toluene	**0.31**	**J**	1.0	0.40	0.17	ug/L		11/30/20 12:26	1
1,2,3-Trichlorobenzene	0.80	U	1.0	0.80	0.21	ug/L		11/30/20 12:26	1
1,1,1-Trichloroethane	0.40	U	1.0	0.40	0.16	ug/L		11/30/20 12:26	1
1,1,2-Trichloroethane	0.80	U	1.0	0.80	0.27	ug/L		11/30/20 12:26	1
Trichloroethene	0.40	U	1.0	0.40	0.16	ug/L		11/30/20 12:26	1
Trichlorofluoromethane	0.80	U	2.0	0.80	0.29	ug/L		11/30/20 12:26	1
1,2,4-Trichlorobenzene	0.80	U	1.0	0.80	0.21	ug/L		11/30/20 12:26	1
1,2,3-Trichloropropane	0.80	U	3.0	0.80	0.33	ug/L		11/30/20 12:26	1
1,2,4-Trimethylbenzene	0.40	U	1.0	0.40	0.15	ug/L		11/30/20 12:26	1
1,3,5-Trimethylbenzene	0.40	U	1.0	0.40	0.16	ug/L		11/30/20 12:26	1
Vinyl chloride	0.20	U	1.5	0.20	0.10	ug/L		11/30/20 12:26	1
o-Xylene	0.40	U	1.0	0.40	0.19	ug/L		11/30/20 12:26	1
m-Xylene & p-Xylene	**0.21**	**J**	2.0	0.80	0.15	ug/L		11/30/20 12:26	1
2-Chlorotoluene	0.40	U	1.0	0.40	0.17	ug/L		11/30/20 12:26	1

Surrogate	*%Recovery*	*Qualifier*	*Limits*	*Prepared*	*Analyzed*	*Dil Fac*
Toluene-d8 (Surr)	*100*		*89 - 112*		*11/30/20 12:26*	*1*
1,2-Dichloroethane-d4 (Surr)	*96*		*81 - 118*		*11/30/20 12:26*	*1*
4-Bromofluorobenzene (Surr)	*102*		*85 - 114*		*11/30/20 12:26*	*1*
Dibromofluoromethane (Surr)	*99*		*80 - 119*		*11/30/20 12:26*	*1*

Client Sample Results

Client: EA Engineering, Science, and Technology
Project/Site: Kirtland AFB Vadose Zone Coring

Job ID: 280-142915-1

Method: 8015D GRO - Gasoline Range Organics (GRO)

Client Sample ID: RB-S10A-171120-01 — **Lab Sample ID: 280-142915-1**
Date Collected: 11/17/20 12:50 — **Matrix: Water**
Date Received: 11/18/20 09:30

Analyte	Result	Qualifier	LOQ	LOD	DL	Unit	D	Analyzed	Dil Fac
Gasoline Range Organics (GRO)-C6-C10	25	U	25	25	10	ug/L		11/24/20 16:07	1

Surrogate	*%Recovery*	*Qualifier*	*Limits*	*Prepared*	*Analyzed*	*Dil Fac*
a,a,a-Trifluorotoluene	*92*		*82 - 110*		*11/24/20 16:07*	*1*

Client Sample ID: RB-S10A-171120-02 — **Lab Sample ID: 280-142915-2**
Date Collected: 11/17/20 13:00 — **Matrix: Water**
Date Received: 11/18/20 09:30

Analyte	Result	Qualifier	LOQ	LOD	DL	Unit	D	Analyzed	Dil Fac
Gasoline Range Organics (GRO)-C6-C10	25	U	25	25	10	ug/L		11/24/20 16:30	1

Surrogate	*%Recovery*	*Qualifier*	*Limits*	*Prepared*	*Analyzed*	*Dil Fac*
a,a,a-Trifluorotoluene	*84*		*82 - 110*		*11/24/20 16:30*	*1*

Method: 8015D DRO - Diesel Range Organics (DRO) (GC)

Client Sample ID: RB-S10A-171120-01 — **Lab Sample ID: 280-142915-1**
Date Collected: 11/17/20 12:50 — **Matrix: Water**
Date Received: 11/18/20 09:30

Analyte	Result	Qualifier	LOQ	LOD	DL	Unit	D	Analyzed	Dil Fac
Diesel Range Organics [C10-C28]	**0.082**	**J**	0.24	0.11	0.031	mg/L		11/26/20 02:55	1
Motor Oil (C20-C38)	**0.075**	**J Q**	0.48	0.12	0.053	mg/L		11/26/20 02:55	1

Surrogate	*%Recovery*	*Qualifier*	*Limits*	*Prepared*	*Analyzed*	*Dil Fac*
o-Terphenyl (Surr)	*68*		*56 - 125*	*11/23/20 17:29*	*11/26/20 02:55*	*1*
n-Octacosane	*73*	*Q*	*60 - 142*	*11/23/20 17:29*	*11/26/20 02:55*	*1*

Client Sample ID: RB-S10A-171120-02 — **Lab Sample ID: 280-142915-2**
Date Collected: 11/17/20 13:00 — **Matrix: Water**
Date Received: 11/18/20 09:30

Analyte	Result	Qualifier	LOQ	LOD	DL	Unit	D	Analyzed	Dil Fac
Diesel Range Organics [C10-C28]	**0.070**	**J**	0.24	0.12	0.032	mg/L		11/26/20 03:16	1
Motor Oil (C20-C38)	0.12	U Q	0.49	0.12	0.055	mg/L		11/26/20 03:16	1

Surrogate	*%Recovery*	*Qualifier*	*Limits*	*Prepared*	*Analyzed*	*Dil Fac*
o-Terphenyl (Surr)	*77*		*56 - 125*	*11/23/20 17:29*	*11/26/20 03:16*	*1*
n-Octacosane	*84*	*Q*	*60 - 142*	*11/23/20 17:29*	*11/26/20 03:16*	*1*

Surrogate Summary

Client: EA Engineering, Science, and Technology
Project/Site: Kirtland AFB Vadose Zone Coring

Job ID: 280-142915-1

Method: 8260B - Volatile Organic Compounds (GC/MS)

Matrix: Water **Prep Type: Total/NA**

		Percent Surrogate Recovery (Acceptance Limits)			
		TOL	DCA	BFB	DBFM
Lab Sample ID	Client Sample ID	(89-112)	(81-118)	(85-114)	(80-119)
280-142915-1	RB-S10A-171120-01	100	94	103	100
280-142915-2	RB-S10A-171120-02	100	96	102	99
LCS 280-518540/4	Lab Control Sample	101	95	101	101
LCSD 280-518540/5	Lab Control Sample Dup	102	96	100	100
MB 280-518540/9	Method Blank	101	97	101	101

Surrogate Legend

TOL = Toluene-d8 (Surr)
DCA = 1,2-Dichloroethane-d4 (Surr)
BFB = 4-Bromofluorobenzene (Surr)
DBFM = Dibromofluoromethane (Surr)

Method: 8015D GRO - Gasoline Range Organics (GRO)

Matrix: Water **Prep Type: Total/NA**

		Percent Surrogate Recovery (Acceptance Limits)
		TFT1
Lab Sample ID	Client Sample ID	(82-110)
280-142915-1	RB-S10A-171120-01	92
280-142915-2	RB-S10A-171120-02	84
LCS 280-518031/3	Lab Control Sample	85
LCSD 280-518031/4	Lab Control Sample Dup	86
MB 280-518031/5	Method Blank	85

Surrogate Legend

TFT = a,a,a-Trifluorotoluene

Method: 8015D DRO - Diesel Range Organics (DRO) (GC)

Matrix: Water **Prep Type: Total/NA**

		Percent Surrogate Recovery (Acceptance Limits)	
		OTPH1	OTCN1
Lab Sample ID	Client Sample ID	(56-125)	(60-142)
280-142915-1	RB-S10A-171120-01	68	73 Q
280-142915-2	RB-S10A-171120-02	77	84 Q
LCS 280-517866/2-A	Lab Control Sample	71	68
LCS 280-517866/4-A	Lab Control Sample	78	83
LCSD 280-517866/3-A	Lab Control Sample Dup	72	72
LCSD 280-517866/5-A	Lab Control Sample Dup	32 Q	36 Q
MB 280-517866/1-A	Method Blank	65	66

Surrogate Legend

OTPH = o-Terphenyl (Surr)
OTCN = n-Octacosane

Method: 8260B - Volatile Organic Compounds (GC/MS)

Lab Sample ID: MB 280-518540/9
Matrix: Water
Analysis Batch: 518540

Client Sample ID: Method Blank
Prep Type: Total/NA

Analyte	MB Result	MB Qualifier	LOQ	LOD	DL	Unit	D	Analyzed	Dil Fac
Acetone	6.4	U	10	6.4	1.9	ug/L		11/30/20 10:33	1
Benzene	0.40	U	1.0	0.40	0.16	ug/L		11/30/20 10:33	1
Bromobenzene	0.40	U	1.0	0.40	0.17	ug/L		11/30/20 10:33	1
Bromochloromethane	0.20	U	1.0	0.20	0.10	ug/L		11/30/20 10:33	1
Bromodichloromethane	0.40	U	1.0	0.40	0.17	ug/L		11/30/20 10:33	1
Bromoform	1.0	U	1.0	1.0	0.46	ug/L		11/30/20 10:33	1
Bromomethane	0.80	U M	2.0	0.80	0.21	ug/L		11/30/20 10:33	1
2-Butanone (MEK)	4.0	U	6.0	4.0	2.0	ug/L		11/30/20 10:33	1
n-Butylbenzene	0.80	U	1.0	0.80	0.14	ug/L		11/30/20 10:33	1
sec-Butylbenzene	0.40	U	1.0	0.40	0.17	ug/L		11/30/20 10:33	1
tert-Butylbenzene	0.40	U	1.0	0.40	0.16	ug/L		11/30/20 10:33	1
Carbon disulfide	0.80	U	2.0	0.80	0.17	ug/L		11/30/20 10:33	1
Carbon tetrachloride	0.40	U	2.0	0.40	0.19	ug/L		11/30/20 10:33	1
Chlorobenzene	0.40	U	1.0	0.40	0.17	ug/L		11/30/20 10:33	1
Chloroethane	1.6	U	2.0	1.6	0.41	ug/L		11/30/20 10:33	1
Chloroform	0.40	U	1.0	0.40	0.16	ug/L		11/30/20 10:33	1
Chloromethane	0.80	U	2.0	0.80	0.30	ug/L		11/30/20 10:33	1
4-Chlorotoluene	0.80	U	1.0	0.80	0.21	ug/L		11/30/20 10:33	1
Dibromochloromethane	0.40	U	1.0	0.40	0.17	ug/L		11/30/20 10:33	1
1,2-Dibromo-3-Chloropropane	1.6	U	5.0	1.6	0.47	ug/L		11/30/20 10:33	1
Dichlorodifluoromethane	0.80	U	2.0	0.80	0.31	ug/L		11/30/20 10:33	1
Dibromomethane	0.40	U	1.0	0.40	0.17	ug/L		11/30/20 10:33	1
Ethylene Dibromide	0.40	U	1.0	0.40	0.18	ug/L		11/30/20 10:33	1
1,2-Dichlorobenzene	0.40	U	1.0	0.40	0.15	ug/L		11/30/20 10:33	1
1,3-Dichlorobenzene	0.40	U	1.0	0.40	0.13	ug/L		11/30/20 10:33	1
1,4-Dichlorobenzene	0.40	U	1.0	0.40	0.16	ug/L		11/30/20 10:33	1
1,1-Dichloroethane	0.80	U	1.0	0.80	0.22	ug/L		11/30/20 10:33	1
1,2-Dichloroethane	0.40	U	1.0	0.40	0.13	ug/L		11/30/20 10:33	1
1,1-Dichloroethene	0.80	U	1.0	0.80	0.23	ug/L		11/30/20 10:33	1
1,2-Dichloroethene, Total	0.40	U	1.0	0.40	0.15	ug/L		11/30/20 10:33	1
cis-1,2-Dichloroethene	0.40	U	1.0	0.40	0.15	ug/L		11/30/20 10:33	1
trans-1,2-Dichloroethene	0.40	U	1.0	0.40	0.15	ug/L		11/30/20 10:33	1
1,2-Dichloropropane	0.40	U M	1.0	0.40	0.18	ug/L		11/30/20 10:33	1
1,3-Dichloropropane	0.20	U	1.0	0.20	0.090	ug/L		11/30/20 10:33	1
2,2-Dichloropropane	0.80	U	1.0	0.80	0.38	ug/L		11/30/20 10:33	1
1,1-Dichloropropene	0.40	U	1.0	0.40	0.19	ug/L		11/30/20 10:33	1
cis-1,3-Dichloropropene	0.40	U	1.0	0.40	0.16	ug/L		11/30/20 10:33	1
trans-1,3-Dichloropropene	0.40	U	1.0	0.40	0.19	ug/L		11/30/20 10:33	1
Ethylbenzene	0.40	U	1.0	0.40	0.16	ug/L		11/30/20 10:33	1
2-Hexanone	4.0	U	5.0	4.0	1.7	ug/L		11/30/20 10:33	1
Hexachlorobutadiene	0.80	U	1.0	0.80	0.36	ug/L		11/30/20 10:33	1
Isopropylbenzene	0.40	U	1.0	0.40	0.19	ug/L		11/30/20 10:33	1
4-Isopropyltoluene	0.40	U	1.0	0.40	0.20	ug/L		11/30/20 10:33	1
Methylene Chloride	2.0	U	5.0	2.0	0.94	ug/L		11/30/20 10:33	1
4-Methyl-2-pentanone (MIBK)	3.2	U	5.0	3.2	0.98	ug/L		11/30/20 10:33	1
Methyl tert-butyl ether	0.80	U	5.0	0.80	0.25	ug/L		11/30/20 10:33	1
Naphthalene	0.80	U	1.0	0.80	0.22	ug/L		11/30/20 10:33	1
N-Propylbenzene	0.40	U	1.0	0.40	0.16	ug/L		11/30/20 10:33	1

Method: 8260B - Volatile Organic Compounds (GC/MS) (Continued)

Lab Sample ID: MB 280-518540/9
Matrix: Water
Analysis Batch: 518540

Client Sample ID: Method Blank
Prep Type: Total/NA

Analyte	MB Result	MB Qualifier	LOQ	LOD	DL	Unit	D	Analyzed	Dil Fac
Styrene	0.80	U	1.0	0.80	0.36	ug/L		11/30/20 10:33	1
1,1,1,2-Tetrachloroethane	0.80	U	1.0	0.80	0.21	ug/L		11/30/20 10:33	1
1,1,2,2-Tetrachloroethane	0.80	U	1.0	0.80	0.21	ug/L		11/30/20 10:33	1
Tetrachloroethene	0.40	U	1.0	0.40	0.20	ug/L		11/30/20 10:33	1
Toluene	0.40	U	1.0	0.40	0.17	ug/L		11/30/20 10:33	1
1,2,3-Trichlorobenzene	0.80	U	1.0	0.80	0.21	ug/L		11/30/20 10:33	1
1,1,1-Trichloroethane	0.40	U	1.0	0.40	0.16	ug/L		11/30/20 10:33	1
1,1,2-Trichloroethane	0.80	U	1.0	0.80	0.27	ug/L		11/30/20 10:33	1
Trichloroethene	0.40	U	1.0	0.40	0.16	ug/L		11/30/20 10:33	1
Trichlorofluoromethane	0.80	U	2.0	0.80	0.29	ug/L		11/30/20 10:33	1
1,2,4-Trichlorobenzene	0.80	U	1.0	0.80	0.21	ug/L		11/30/20 10:33	1
1,2,3-Trichloropropane	0.80	U	3.0	0.80	0.33	ug/L		11/30/20 10:33	1
1,2,4-Trimethylbenzene	0.40	U	1.0	0.40	0.15	ug/L		11/30/20 10:33	1
1,3,5-Trimethylbenzene	0.40	U	1.0	0.40	0.16	ug/L		11/30/20 10:33	1
Vinyl chloride	0.20	U	1.5	0.20	0.10	ug/L		11/30/20 10:33	1
o-Xylene	0.40	U	1.0	0.40	0.19	ug/L		11/30/20 10:33	1
m-Xylene & p-Xylene	0.80	U	2.0	0.80	0.15	ug/L		11/30/20 10:33	1
2-Chlorotoluene	0.40	U	1.0	0.40	0.17	ug/L		11/30/20 10:33	1

Surrogate	*MB %Recovery*	*MB Qualifier*	*Limits*	*Prepared*	*Analyzed*	*Dil Fac*
Toluene-d8 (Surr)	*101*		*89 - 112*		*11/30/20 10:33*	*1*
1,2-Dichloroethane-d4 (Surr)	*97*		*81 - 118*		*11/30/20 10:33*	*1*
4-Bromofluorobenzene (Surr)	*101*		*85 - 114*		*11/30/20 10:33*	*1*
Dibromofluoromethane (Surr)	*101*		*80 - 119*		*11/30/20 10:33*	*1*

Lab Sample ID: LCS 280-518540/4
Matrix: Water
Analysis Batch: 518540

Client Sample ID: Lab Control Sample
Prep Type: Total/NA

Analyte	Spike Added	LCS Result	LCS Qualifier	Unit	D	%Rec	%Rec. Limits
Acetone	100	101		ug/L		101	39 - 160
Benzene	25.0	24.0		ug/L		96	79 - 120
Bromobenzene	25.0	25.2		ug/L		101	80 - 120
Bromochloromethane	25.0	25.2		ug/L		101	78 - 123
Bromodichloromethane	25.0	25.1		ug/L		100	79 - 125
Bromoform	25.0	24.7		ug/L		99	66 - 130
Bromomethane	25.0	26.7		ug/L		107	53 - 141
2-Butanone (MEK)	100	89.8		ug/L		90	56 - 143
n-Butylbenzene	25.0	25.4		ug/L		102	75 - 128
sec-Butylbenzene	25.0	25.4		ug/L		102	77 - 126
tert-Butylbenzene	25.0	25.1		ug/L		100	78 - 124
Carbon disulfide	25.0	22.1		ug/L		89	64 - 133
Carbon tetrachloride	25.0	25.7		ug/L		103	72 - 136
Chlorobenzene	25.0	24.3		ug/L		97	82 - 118
Chloroethane	25.0	24.2		ug/L		97	60 - 138
Chloroform	25.0	23.9		ug/L		96	79 - 124
Chloromethane	25.0	22.3		ug/L		89	50 - 139
4-Chlorotoluene	25.0	24.8		ug/L		99	78 - 122

Method: 8260B - Volatile Organic Compounds (GC/MS) (Continued)

Lab Sample ID: LCS 280-518540/4
Matrix: Water
Analysis Batch: 518540

Client Sample ID: Lab Control Sample
Prep Type: Total/NA

Analyte	Spike Added	LCS Result	LCS Qualifier	Unit	D	%Rec	%Rec. Limits
Dibromochloromethane	25.0	27.2		ug/L		109	74 - 126
1,2-Dibromo-3-Chloropropane	25.0	24.3		ug/L		97	62 - 128
Dichlorodifluoromethane	25.0	20.1		ug/L		80	32 - 152
Dibromomethane	25.0	24.4		ug/L		97	79 - 123
Ethylene Dibromide	25.0	24.9		ug/L		100	77 - 121
1,2-Dichlorobenzene	25.0	24.3		ug/L		97	80 - 119
1,3-Dichlorobenzene	25.0	24.5		ug/L		98	80 - 119
1,4-Dichlorobenzene	25.0	24.2		ug/L		97	79 - 118
1,1-Dichloroethane	25.0	24.0		ug/L		96	77 - 125
1,2-Dichloroethane	25.0	22.0		ug/L		88	73 - 128
1,1-Dichloroethene	25.0	26.5		ug/L		106	71 - 131
cis-1,2-Dichloroethene	25.0	23.8		ug/L		95	78 - 123
trans-1,2-Dichloroethene	25.0	23.9		ug/L		96	75 - 124
1,2-Dichloropropane	25.0	22.2		ug/L		89	78 - 122
1,3-Dichloropropane	25.0	25.0		ug/L		100	80 - 119
2,2-Dichloropropane	25.0	22.9		ug/L		92	60 - 139
1,1-Dichloropropene	25.0	24.5		ug/L		98	79 - 125
cis-1,3-Dichloropropene	25.0	24.8		ug/L		99	75 - 124
trans-1,3-Dichloropropene	25.0	23.6		ug/L		94	73 - 127
Ethylbenzene	25.0	24.2		ug/L		97	79 - 121
2-Hexanone	100	104		ug/L		104	57 - 139
Hexachlorobutadiene	25.0	26.8		ug/L		107	66 - 134
Isopropylbenzene	25.0	25.6		ug/L		103	72 - 131
4-Isopropyltoluene	25.0	25.6		ug/L		102	77 - 127
Methylene Chloride	25.0	22.1		ug/L		89	74 - 124
4-Methyl-2-pentanone (MIBK)	100	102		ug/L		102	67 - 130
Methyl tert-butyl ether	25.0	23.6		ug/L		94	71 - 124
Naphthalene	25.0	25.7		ug/L		103	61 - 128
N-Propylbenzene	25.0	26.0		ug/L		104	76 - 126
Styrene	25.0	25.0		ug/L		100	78 - 123
1,1,1,2-Tetrachloroethane	25.0	26.2		ug/L		105	78 - 124
1,1,2,2-Tetrachloroethane	25.0	25.4		ug/L		102	71 - 121
Tetrachloroethene	25.0	25.1		ug/L		101	74 - 129
Toluene	25.0	24.0		ug/L		96	80 - 121
1,2,3-Trichlorobenzene	25.0	25.3		ug/L		101	69 - 129
1,1,1-Trichloroethane	25.0	25.0		ug/L		100	74 - 131
1,1,2-Trichloroethane	25.0	25.2		ug/L		101	80 - 119
Trichloroethene	25.0	24.2		ug/L		97	79 - 123
Trichlorofluoromethane	25.0	27.9		ug/L		112	65 - 141
1,2,4-Trichlorobenzene	25.0	25.5		ug/L		102	69 - 130
1,2,3-Trichloropropane	25.0	26.2		ug/L		105	73 - 122
1,2,4-Trimethylbenzene	25.0	25.1		ug/L		100	76 - 124
1,3,5-Trimethylbenzene	25.0	25.2		ug/L		101	75 - 124
Vinyl chloride	25.0	23.1		ug/L		92	58 - 137
o-Xylene	25.0	24.0		ug/L		96	78 - 122
m-Xylene & p-Xylene	25.0	24.2		ug/L		97	80 - 121
2-Chlorotoluene	25.0	25.3		ug/L		101	79 - 122

Method: 8260B - Volatile Organic Compounds (GC/MS) (Continued)

Lab Sample ID: LCS 280-518540/4
Matrix: Water
Analysis Batch: 518540

Client Sample ID: Lab Control Sample
Prep Type: Total/NA

Surrogate	*LCS %Recovery*	*LCS Qualifier*	*Limits*
Toluene-d8 (Surr)	*101*		*89 - 112*
1,2-Dichloroethane-d4 (Surr)	*95*		*81 - 118*
4-Bromofluorobenzene (Surr)	*101*		*85 - 114*
Dibromofluoromethane (Surr)	*101*		*80 - 119*

Lab Sample ID: LCSD 280-518540/5
Matrix: Water
Analysis Batch: 518540

Client Sample ID: Lab Control Sample Dup
Prep Type: Total/NA

Analyte	Spike Added	LCSD Result	LCSD Qualifier	Unit	D	%Rec	%Rec. Limits	RPD	RPD Limit
Acetone	100	97.5		ug/L		98	39 - 160	4	20
Benzene	25.0	23.7		ug/L		95	79 - 120	1	20
Bromobenzene	25.0	24.9		ug/L		100	80 - 120	1	20
Bromochloromethane	25.0	25.1		ug/L		100	78 - 123	0	20
Bromodichloromethane	25.0	24.9		ug/L		100	79 - 125	1	20
Bromoform	25.0	24.1		ug/L		96	66 - 130	3	20
Bromomethane	25.0	24.8		ug/L		99	53 - 141	7	20
2-Butanone (MEK)	100	94.5		ug/L		94	56 - 143	5	20
n-Butylbenzene	25.0	24.9		ug/L		99	75 - 128	2	20
sec-Butylbenzene	25.0	24.8		ug/L		99	77 - 126	2	20
tert-Butylbenzene	25.0	24.7		ug/L		99	78 - 124	1	20
Carbon disulfide	25.0	21.2		ug/L		85	64 - 133	4	20
Carbon tetrachloride	25.0	23.8		ug/L		95	72 - 136	8	20
Chlorobenzene	25.0	24.0		ug/L		96	82 - 118	1	20
Chloroethane	25.0	23.6		ug/L		94	60 - 138	3	20
Chloroform	25.0	23.8		ug/L		95	79 - 124	0	20
Chloromethane	25.0	21.9		ug/L		87	50 - 139	2	20
4-Chlorotoluene	25.0	24.5		ug/L		98	78 - 122	1	20
Dibromochloromethane	25.0	27.0		ug/L		108	74 - 126	1	20
1,2-Dibromo-3-Chloropropane	25.0	23.8		ug/L		95	62 - 128	2	20
Dichlorodifluoromethane	25.0	17.3		ug/L		69	32 - 152	15	20
Dibromomethane	25.0	24.3		ug/L		97	79 - 123	0	20
Ethylene Dibromide	25.0	25.4		ug/L		101	77 - 121	2	20
1,2-Dichlorobenzene	25.0	24.0		ug/L		96	80 - 119	1	20
1,3-Dichlorobenzene	25.0	24.1		ug/L		96	80 - 119	2	20
1,4-Dichlorobenzene	25.0	24.0		ug/L		96	79 - 118	1	20
1,1-Dichloroethane	25.0	23.8		ug/L		95	77 - 125	1	20
1,2-Dichloroethane	25.0	22.0		ug/L		88	73 - 128	0	20
1,1-Dichloroethene	25.0	24.9		ug/L		100	71 - 131	6	20
cis-1,2-Dichloroethene	25.0	23.7		ug/L		95	78 - 123	1	20
trans-1,2-Dichloroethene	25.0	23.4		ug/L		94	75 - 124	2	20
1,2-Dichloropropane	25.0	22.1		ug/L		89	78 - 122	0	20
1,3-Dichloropropane	25.0	24.8		ug/L		99	80 - 119	1	20
2,2-Dichloropropane	25.0	21.7		ug/L		87	60 - 139	5	20
1,1-Dichloropropene	25.0	23.7		ug/L		95	79 - 125	4	20
cis-1,3-Dichloropropene	25.0	24.7		ug/L		99	75 - 124	1	20
trans-1,3-Dichloropropene	25.0	23.4		ug/L		94	73 - 127	1	20
Ethylbenzene	25.0	24.2		ug/L		97	79 - 121	0	20

Method: 8260B - Volatile Organic Compounds (GC/MS) (Continued)

Lab Sample ID: LCSD 280-518540/5
Matrix: Water
Analysis Batch: 518540

Client Sample ID: Lab Control Sample Dup
Prep Type: Total/NA

Analyte	Spike Added	LCSD Result	LCSD Qualifier	Unit	D	%Rec	%Rec. Limits	RPD	RPD Limit
2-Hexanone	100	98.4		ug/L		98	57 - 139	6	20
Hexachlorobutadiene	25.0	26.0		ug/L		104	66 - 134	3	20
Isopropylbenzene	25.0	24.9		ug/L		100	72 - 131	3	20
4-Isopropyltoluene	25.0	25.1		ug/L		100	77 - 127	2	20
Methylene Chloride	25.0	22.3		ug/L		89	74 - 124	1	20
4-Methyl-2-pentanone (MIBK)	100	98.3		ug/L		98	67 - 130	3	20
Methyl tert-butyl ether	25.0	23.7		ug/L		95	71 - 124	1	20
Naphthalene	25.0	25.4		ug/L		102	61 - 128	1	20
N-Propylbenzene	25.0	24.8		ug/L		99	76 - 126	5	20
Styrene	25.0	24.7		ug/L		99	78 - 123	1	20
1,1,1,2-Tetrachloroethane	25.0	26.5		ug/L		106	78 - 124	1	20
1,1,2,2-Tetrachloroethane	25.0	25.0		ug/L		100	71 - 121	1	20
Tetrachloroethene	25.0	24.5		ug/L		98	74 - 129	2	20
Toluene	25.0	23.4		ug/L		94	80 - 121	3	20
1,2,3-Trichlorobenzene	25.0	24.7		ug/L		99	69 - 129	2	20
1,1,1-Trichloroethane	25.0	24.2		ug/L		97	74 - 131	3	20
1,1,2-Trichloroethane	25.0	25.1		ug/L		100	80 - 119	0	20
Trichloroethene	25.0	24.2		ug/L		97	79 - 123	0	20
Trichlorofluoromethane	25.0	24.2		ug/L		97	65 - 141	14	20
1,2,4-Trichlorobenzene	25.0	25.0		ug/L		100	69 - 130	2	20
1,2,3-Trichloropropane	25.0	24.7		ug/L		99	73 - 122	6	20
1,2,4-Trimethylbenzene	25.0	24.8		ug/L		99	76 - 124	1	20
1,3,5-Trimethylbenzene	25.0	24.5		ug/L		98	75 - 124	3	20
Vinyl chloride	25.0	22.1		ug/L		88	58 - 137	5	20
o-Xylene	25.0	24.0		ug/L		96	78 - 122	0	20
m-Xylene & p-Xylene	25.0	24.0		ug/L		96	80 - 121	1	20
2-Chlorotoluene	25.0	24.5		ug/L		98	79 - 122	3	20

Surrogate	*LCSD %Recovery*	*LCSD Qualifier*	*Limits*
Toluene-d8 (Surr)	*102*		*89 - 112*
1,2-Dichloroethane-d4 (Surr)	*96*		*81 - 118*
4-Bromofluorobenzene (Surr)	*100*		*85 - 114*
Dibromofluoromethane (Surr)	*100*		*80 - 119*

Method: 8015D GRO - Gasoline Range Organics (GRO)

Lab Sample ID: MB 280-518031/5
Matrix: Water
Analysis Batch: 518031

Client Sample ID: Method Blank
Prep Type: Total/NA

Analyte	MB Result	MB Qualifier	LOQ	LOD	DL	Unit	D	Analyzed	Dil Fac
Gasoline Range Organics (GRO)-C6-C10	25	U	25	25	10	ug/L		11/24/20 15:07	1

Surrogate	*MB %Recovery*	*MB Qualifier*	*Limits*	*Prepared*	*Analyzed*	*Dil Fac*
a,a,a-Trifluorotoluene	*85*		*82 - 110*		*11/24/20 15:07*	*1*

Method: 8015D GRO - Gasoline Range Organics (GRO) (Continued)

Lab Sample ID: LCS 280-518031/3 — **Client Sample ID: Lab Control Sample**
Matrix: Water — **Prep Type: Total/NA**
Analysis Batch: 518031

Analyte			Spike Added	LCS Result	LCS Qualifier	Unit	D	%Rec	%Rec. Limits		
Gasoline Range Organics (GRO)-C6-C10			76.9	69.5		ug/L		90	78 - 122		

Surrogate	*LCS %Recovery*	*LCS Qualifier*	*Limits*
a,a,a-Trifluorotoluene	*85*		*82 - 110*

Lab Sample ID: LCSD 280-518031/4 — **Client Sample ID: Lab Control Sample Dup**
Matrix: Water — **Prep Type: Total/NA**
Analysis Batch: 518031

Analyte			Spike Added	LCSD Result	LCSD Qualifier	Unit	D	%Rec	%Rec. Limits	RPD	RPD Limit
Gasoline Range Organics (GRO)-C6-C10			76.9	69.1		ug/L		90	78 - 122	1	30

Surrogate	*LCSD %Recovery*	*LCSD Qualifier*	*Limits*
a,a,a-Trifluorotoluene	*86*		*82 - 110*

Method: 8015D DRO - Diesel Range Organics (DRO) (GC)

Lab Sample ID: MB 280-517866/1-A — **Client Sample ID: Method Blank**
Matrix: Water — **Prep Type: Total/NA**
Analysis Batch: 518255 — **Prep Batch: 517866**

Analyte	MB Result	MB Qualifier	LOQ	LOD	DL	Unit	D	Analyzed	Dil Fac
Diesel Range Organics [C10-C28]	0.12	U	0.25	0.12	0.033	mg/L		11/26/20 01:12	1
Motor Oil (C20-C38)	0.13	U	0.50	0.13	0.056	mg/L		11/26/20 01:12	1

Surrogate	*MB %Recovery*	*MB Qualifier*	*Limits*	*Prepared*	*Analyzed*	*Dil Fac*
o-Terphenyl (Surr)	*65*		*56 - 125*	*11/23/20 17:29*	*11/26/20 01:12*	*1*
n-Octacosane	*66*		*60 - 142*	*11/23/20 17:29*	*11/26/20 01:12*	*1*

Lab Sample ID: LCS 280-517866/2-A — **Client Sample ID: Lab Control Sample**
Matrix: Water — **Prep Type: Total/NA**
Analysis Batch: 518255 — **Prep Batch: 517866**

Analyte			Spike Added	LCS Result	LCS Qualifier	Unit	D	%Rec	%Rec. Limits		
Diesel Range Organics [C10-C28]			1.98	1.58		mg/L		80	36 - 132		

Surrogate	*LCS %Recovery*	*LCS Qualifier*	*Limits*
o-Terphenyl (Surr)	*71*		*56 - 125*
n-Octacosane	*68*		*60 - 142*

Method: 8015D DRO - Diesel Range Organics (DRO) (GC) (Continued)

Lab Sample ID: LCS 280-517866/4-A
Matrix: Water
Analysis Batch: 518255

Client Sample ID: Lab Control Sample
Prep Type: Total/NA
Prep Batch: 517866

Analyte			Spike Added	LCS Result	LCS Qualifier	Unit	D	%Rec	%Rec. Limits		
Motor Oil (C20-C38)			5.02	4.28		mg/L		85	41 - 113		

Surrogate	*LCS %Recovery*	*LCS Qualifier*	*Limits*
o-Terphenyl (Surr)	*78*		*56 - 125*
n-Octacosane	*83*		*60 - 142*

Lab Sample ID: LCSD 280-517866/3-A
Matrix: Water
Analysis Batch: 518255

Client Sample ID: Lab Control Sample Dup
Prep Type: Total/NA
Prep Batch: 517866

Analyte			Spike Added	LCSD Result	LCSD Qualifier	Unit	D	%Rec	%Rec. Limits	RPD	RPD Limit
Diesel Range Organics [C10-C28]			1.98	1.61		mg/L		81	36 - 132	2	30

Surrogate	*LCSD %Recovery*	*LCSD Qualifier*	*Limits*
o-Terphenyl (Surr)	*72*		*56 - 125*
n-Octacosane	*72*		*60 - 142*

Lab Sample ID: LCSD 280-517866/5-A
Matrix: Water
Analysis Batch: 518255

Client Sample ID: Lab Control Sample Dup
Prep Type: Total/NA
Prep Batch: 517866

Analyte			Spike Added	LCSD Result	LCSD Qualifier	Unit	D	%Rec	%Rec. Limits	RPD	RPD Limit
Motor Oil (C20-C38)			5.02	1.88	Q	mg/L		38	41 - 113	78	30

Surrogate	*LCSD %Recovery*	*LCSD Qualifier*	*Limits*
o-Terphenyl (Surr)	*32*	*Q*	*56 - 125*
n-Octacosane	*36*	*Q*	*60 - 142*

QC Association Summary

Client: EA Engineering, Science, and Technology
Project/Site: Kirtland AFB Vadose Zone Coring

Job ID: 280-142915-1

GC/MS VOA

Analysis Batch: 518540

Lab Sample ID	Client Sample ID	Prep Type	Matrix	Method	Prep Batch
280-142915-1	RB-S10A-171120-01	Total/NA	Water	8260B	
280-142915-2	RB-S10A-171120-02	Total/NA	Water	8260B	
MB 280-518540/9	Method Blank	Total/NA	Water	8260B	
LCS 280-518540/4	Lab Control Sample	Total/NA	Water	8260B	
LCSD 280-518540/5	Lab Control Sample Dup	Total/NA	Water	8260B	

GC VOA

Analysis Batch: 518031

Lab Sample ID	Client Sample ID	Prep Type	Matrix	Method	Prep Batch
280-142915-1	RB-S10A-171120-01	Total/NA	Water	8015D GRO	
280-142915-2	RB-S10A-171120-02	Total/NA	Water	8015D GRO	
MB 280-518031/5	Method Blank	Total/NA	Water	8015D GRO	
LCS 280-518031/3	Lab Control Sample	Total/NA	Water	8015D GRO	
LCSD 280-518031/4	Lab Control Sample Dup	Total/NA	Water	8015D GRO	

GC Semi VOA

Prep Batch: 517866

Lab Sample ID	Client Sample ID	Prep Type	Matrix	Method	Prep Batch
280-142915-1	RB-S10A-171120-01	Total/NA	Water	3510C	
280-142915-2	RB-S10A-171120-02	Total/NA	Water	3510C	
MB 280-517866/1-A	Method Blank	Total/NA	Water	3510C	
LCS 280-517866/2-A	Lab Control Sample	Total/NA	Water	3510C	
LCS 280-517866/4-A	Lab Control Sample	Total/NA	Water	3510C	
LCSD 280-517866/3-A	Lab Control Sample Dup	Total/NA	Water	3510C	
LCSD 280-517866/5-A	Lab Control Sample Dup	Total/NA	Water	3510C	

Analysis Batch: 518255

Lab Sample ID	Client Sample ID	Prep Type	Matrix	Method	Prep Batch
280-142915-1	RB-S10A-171120-01	Total/NA	Water	8015D DRO	517866
280-142915-2	RB-S10A-171120-02	Total/NA	Water	8015D DRO	517866
MB 280-517866/1-A	Method Blank	Total/NA	Water	8015D DRO	517866
LCS 280-517866/2-A	Lab Control Sample	Total/NA	Water	8015D DRO	517866
LCS 280-517866/4-A	Lab Control Sample	Total/NA	Water	8015D DRO	517866
LCSD 280-517866/3-A	Lab Control Sample Dup	Total/NA	Water	8015D DRO	517866
LCSD 280-517866/5-A	Lab Control Sample Dup	Total/NA	Water	8015D DRO	517866

Lab Chronicle

Client: EA Engineering, Science, and Technology
Project/Site: Kirtland AFB Vadose Zone Coring

Job ID: 280-142915-1

Client Sample ID: RB-S10A-171120-01

Lab Sample ID: 280-142915-1

Date Collected: 11/17/20 12:50

Matrix: Water

Date Received: 11/18/20 09:30

Prep Type	Batch Type	Batch Method	Run	Dil Factor	Initial Amount	Final Amount	Batch Number	Prepared or Analyzed	Analyst	Lab
Total/NA	Analysis	8260B		1	5 mL	5 mL	518540	11/30/20 12:04	JLS	TAL DEN
Total/NA	Analysis	8015D GRO		1	5 mL	5 mL	518031	11/24/20 16:07	CAS	TAL DEN
Total/NA	Prep	3510C			1049.9 mL	1 mL	517866	11/23/20 17:29	AC	TAL DEN
Total/NA	Analysis	8015D DRO		1			518255	11/26/20 02:55	MAM	TAL DEN

Client Sample ID: RB-S10A-171120-02

Lab Sample ID: 280-142915-2

Date Collected: 11/17/20 13:00

Matrix: Water

Date Received: 11/18/20 09:30

Prep Type	Batch Type	Batch Method	Run	Dil Factor	Initial Amount	Final Amount	Batch Number	Prepared or Analyzed	Analyst	Lab
Total/NA	Analysis	8260B		1	5 mL	5 mL	518540	11/30/20 12:26	JLS	TAL DEN
Total/NA	Analysis	8015D GRO		1	5 mL	5 mL	518031	11/24/20 16:30	CAS	TAL DEN
Total/NA	Prep	3510C			1025.3 mL	1 mL	517866	11/23/20 17:29	AC	TAL DEN
Total/NA	Analysis	8015D DRO		1			518255	11/26/20 03:16	MAM	TAL DEN

Laboratory References:

TAL DEN = Eurofins TestAmerica, Denver, 4955 Yarrow Street, Arvada, CO 80002, TEL (303)736-0100

Accreditation/Certification Summary

Client: EA Engineering, Science, and Technology
Project/Site: Kirtland AFB Vadose Zone Coring

Job ID: 280-142915-1

Laboratory: Eurofins TestAmerica, Denver

The accreditations/certifications listed below are applicable to this report.

Authority	Program	Identification Number	Expiration Date
A2LA	Dept. of Defense ELAP	2907.01	10-31-21

Eurofins TestAmerica Denver
4955 Yarrow Street
Arvada, CO 80002
Phone (303) 736-0100 Fax (303) 431-7171

Chain of Custody Record

eurofins | Environment Testing America

Client Information	Sampler: JOSH LIVINGSTON	Lab PM: Bieniulis, Dylan	Carrier Tracking No(s): 8156 5925 3193	COC No: CoC1-S10A-TA-20201117
Client Contact: Pamela Moss	Phone: (575) 430-8078	E-Mail: Dylan.Bieniulis@eurofinset.com		Page: 1 of 1
Company: EA Engineering, Science, and Technology				Job #: —
Address: 7995 E. Prentice Ave, Suite 206E	Due Date Requested: Per PO			
City: Greenwood Village	TAT Requested (days): Per PO			
State, Zip: CO, 80111				
Phone: 303-590-9143(Tel)	PO #: 16065			
Email: pmoss@eaest.com	WO #: 62735DM02.1017			
Project Name: Kirtland Vadose Zone Coring	Project #: 28016071			
Site: Kirtland BFF	SSOW#: —			

Analysis Requested

Preservation Codes:

A - HCL, B - NaOH, C - Zn Acetate, D - Nitric Acid, E - NaHSO4, F - MeOH, G - Amchlor, H - Ascorbic Acid, I - Ice, J - DI Water, K - EDTA, L - EDA, M - Hexane, N - None, O - AsNaO2, P - Na2O4S, Q - Na2SO3, R - Na2S2O3, S - H2SO4, T - TSP Dodecahydrate, U - Acetone, V - MCAA, W - pH 4-5, Z - other (specify)

Other:

Sample Identification	Sample Date	Sample Time	Sample Type (C=comp, G=grab)	Matrix (W=water, S=solid, O=waste/oil, BT=Tissue, A=Air)	Field Filtered Sample (Yes or No)	Perform MS/MSD (Yes or No)	8260B- VOCs (Soil, Encores)	8015D - TPH-GRO (Soil, Encores)	8015D - TPH-DRO/ORO (Soil, jar)	Percent Moisture (soil, jar)			8260B - VOCs (water)	8015D - TPH-GRO (water)	8015D - TPH-DRO/ORO (water)					Total Number of containers	Special Instructions/Note:
			Preservation Code:		X	X	N	N	N	N			A	A	N					X	
RB-S10A-171120-01	11-17-2020	1250	G	W	N	N	—	—	—	—	—	—	X	X	X	—	—	—	—	8	
RB-S10A-171120-02	11-17-2020	1300	G	W	N	N	—	—	—	—	—	—	X	X	X	—	—	—	—	8	

JRL

280-142915 Chain of Custody

Possible Hazard Identification
☐ Non-Hazard ☐ Flammable ☐ Skin Irritant ☐ Poison B ☐ Unknown ☐ Radiological

Sample Disposal (A fee may be assessed if samples are retained longer than 1 month)
☐ Return To Client ☒ Disposal By Lab ☐ Archive For _____ Months

Deliverable Requested: I, II, III, IV, Other (specify) Level 2, Level 4, EQUIS, ERPIMS

Special Instructions/QC Requirements: DOD QSM

Empty Kit Relinquished by:	Date:	Time:	Method of Shipment:

Relinquished by:	Date/Time:	Company	Received by:	Date/Time:	Company
JOSH LIVINGSTON	11/17/2020 1500	EA	Scott Hall	11/18/20 0930	EFA Denver
Relinquished by:	Date/Time:	Company	Received by:	Date/Time:	Company
Relinquished by:	Date/Time:	Company	Received by:	Date/Time:	Company

Custody Seals Intact: ☐ Yes ☐ No
Custody Seal No.: 1492168, 1492169
Cooler Temperature(s) °C and Other Remarks: 0.4C CF -0.3C IR#11

Ver: 08/04/2016

Login Sample Receipt Checklist

Client: EA Engineering, Science, and Technology

Job Number: 280-142915-1

Login Number: 142915
List Number: 1
Creator: Paul, Ryan D

List Source: Eurofins TestAmerica, Denver

Question	Answer	Comment
Radioactivity wasn't checked or is </= background as measured by a survey meter.	N/A	
The cooler's custody seal, if present, is intact.	True	
Sample custody seals, if present, are intact.	True	
The cooler or samples do not appear to have been compromised or tampered with.	True	
Samples were received on ice.	True	
Cooler Temperature is acceptable.	True	
Cooler Temperature is recorded.	True	
COC is present.	True	
COC is filled out in ink and legible.	True	
COC is filled out with all pertinent information.	True	
Is the Field Sampler's name present on COC?	True	
There are no discrepancies between the containers received and the COC.	True	
Samples are received within Holding Time (excluding tests with immediate HTs)	True	
Sample containers have legible labels.	True	
Containers are not broken or leaking.	True	
Sample collection date/times are provided.	True	
Appropriate sample containers are used.	True	
Sample bottles are completely filled.	True	
Sample Preservation Verified.	N/A	
There is sufficient vol. for all requested analyses, incl. any requested MS/MSDs	True	
Containers requiring zero headspace have no headspace or bubble is <6mm (1/4").	True	
Multiphasic samples are not present.	True	
Samples do not require splitting or compositing.	True	
Residual Chlorine Checked.	N/A	

eurofins | Environment Testing America

ANALYTICAL REPORT

Eurofins TestAmerica, Denver
4955 Yarrow Street
Arvada, CO 80002
Tel: (303)736-0100

Laboratory Job ID: 280-143187-1
Client Project/Site: Kirtland AFB Vadose Zone Coring

For:
EA Engineering, Science, and Technology
7995 E. Prentice Ave, Suite 206E
Greenwood Village, Colorado 80111

Attn: Pamela J Moss

Authorized for release by:
12/15/2020 3:14:10 PM

Dylan Bieniulis, Project Manager I
(303)736-0138
Dylan.Bieniulis@Eurofinset.com

LINKS

Review your project results through TotalAccess

Have a Question? Ask The Expert

Visit us at: www.eurofinsus.com/Env

The test results in this report meet all 2003 NELAC, 2009 TNI, and 2016 TNI requirements for accredited parameters, exceptions are noted in this report. This report may not be reproduced except in full, and with written approval from the laboratory. For questions please contact the Project Manager at the e-mail address or telephone number listed on this page.

This report has been electronically signed and authorized by the signatory. Electronic signature is intended to be the legally binding equivalent of a traditionally handwritten signature.

Results relate only to the items tested and the sample(s) as received by the laboratory.

Table of Contents

Cover Page 1
Table of Contents 2
Definitions 3
Case Narrative 4
Detection Summary 7
Method Summary 9
Sample Summary 10
Client Sample Results 11
Surrogate Summary 31
QC Sample Results 33
QC Association 50
Chronicle 53
Certification Summary 59
Chain of Custody 60
Receipt Checklists 63

Qualifiers

GC/MS VOA

Qualifier	Qualifier Description
J	Estimated: The analyte was positively identified; the quantitation is an estimation
J1	Estimated: The quantitation is an estimation due to discrepancies in meeting certain analyte-specific quality control criteria.
M	Manual integrated compound.
Q	One or more quality control criteria failed.
U	Undetected at the Limit of Detection.

GC VOA

Qualifier	Qualifier Description
U	Undetected at the Limit of Detection.

GC Semi VOA

Qualifier	Qualifier Description
J	Estimated: The analyte was positively identified; the quantitation is an estimation
Q	One or more quality control criteria failed.
U	Undetected at the Limit of Detection.

Glossary

Abbreviation	These commonly used abbreviations may or may not be present in this report.
¤	Listed under the "D" column to designate that the result is reported on a dry weight basis
%R	Percent Recovery
CFL	Contains Free Liquid
CFU	Colony Forming Unit
CNF	Contains No Free Liquid
DER	Duplicate Error Ratio (normalized absolute difference)
Dil Fac	Dilution Factor
DL	Detection Limit (DoD/DOE)
DL, RA, RE, IN	Indicates a Dilution, Re-analysis, Re-extraction, or additional Initial metals/anion analysis of the sample
DLC	Decision Level Concentration (Radiochemistry)
EDL	Estimated Detection Limit (Dioxin)
LOD	Limit of Detection (DoD/DOE)
LOQ	Limit of Quantitation (DoD/DOE)
MCL	EPA recommended "Maximum Contaminant Level"
MDA	Minimum Detectable Activity (Radiochemistry)
MDC	Minimum Detectable Concentration (Radiochemistry)
MDL	Method Detection Limit
ML	Minimum Level (Dioxin)
MPN	Most Probable Number
MQL	Method Quantitation Limit
NC	Not Calculated
ND	Not Detected at the reporting limit (or MDL or EDL if shown)
NEG	Negative / Absent
POS	Positive / Present
PQL	Practical Quantitation Limit
PRES	Presumptive
QC	Quality Control
RER	Relative Error Ratio (Radiochemistry)
RL	Reporting Limit or Requested Limit (Radiochemistry)
RPD	Relative Percent Difference, a measure of the relative difference between two points
TEF	Toxicity Equivalent Factor (Dioxin)
TEQ	Toxicity Equivalent Quotient (Dioxin)
TNTC	Too Numerous To Count

Job ID: 280-143187-1

Laboratory: Eurofins TestAmerica, Denver

Narrative

CASE NARRATIVE

Client: EA Engineering, Science, and Technology

Project: Kirtland AFB Vadose Zone Coring

Report Number: 280-143187-1

With the exceptions noted as flags or footnotes, standard analytical protocols were followed in the analysis of the samples and no problems were encountered or anomalies observed. In addition all laboratory quality control samples were within established control limits, with any exceptions noted below. Each sample was analyzed to achieve the lowest possible reporting limit within the constraints of the method. In some cases, due to interference or analytes present at high concentrations, samples were diluted. For diluted samples, the reporting limits are adjusted relative to the dilution required.

Calculations are performed before rounding to avoid round-off errors in calculated results.

All holding times were met and proper preservation noted for the methods performed on these samples, unless otherwise detailed in the individual sections below.

RECEIPT
The samples were received on 11/25/2020 12:00 AM; the samples arrived in good condition, and where required, properly preserved and on ice. The temperatures of the 3 coolers at receipt time were 0.3º C, 0.6º C and 0.8º C.

VOLATILE ORGANIC COMPOUNDS (GC/MS)
Samples V-S10A-241120-280 (280-143187-2), V-S10A-241120-281 (280-143187-4), V-S10A-241120-320 (280-143187-6), V-S10A-241120-300 (280-143187-9), V-S10A-241120-310 (280-143187-12), V-S10A-241120-291 (280-143187-14) and V-S10A-241125-291 (280-143187-16) were analyzed for volatile organic compounds (GC/MS) in accordance with 8260B. The samples were prepared on 11/25/2020 and analyzed on 12/03/2020.

Methyl tert-butyl ether and Vinyl chloride failed the recovery criteria high for LCS 280-518231/3-A. Carbon disulfide, Chloroethane, Methyl tert-butyl ether, Methylene Chloride and Vinyl chloride failed the recovery criteria high for LCSD 280-518231/5-A. These analytes were biased high in the LCS and/or LCSD and were not detected in the associated samples; therefore, the data have been qualified and reported. Associated results are flagged "Q".

1,1-Dichloroethene, 1,2,3-Trichlorobenzene, Acetone, Carbon disulfide, Methyl tert-butyl ether, Methylene Chloride and trans-1,2-Dichloroethene exceeded the RPD limit. Acceptable precision is demonstrated in the batch's MS/MSD for these analytes. Associated results are flagged "Q".

Methyl tert-butyl ether failed the recovery criteria high and Bromochloromethane failed the recovery criteria low for the MS of sample V-S10A-241120-300 (280-143187-9) in batch 280-519110. Methyl tert-butyl ether failed the recovery criteria high for the MSD of sample V-S10A-241120-300 (280-143187-9) in batch 280-519110. 2,2-Dichloropropane, 2-Butanone (MEK) and cis-1,2-Dichloroethene exceeded the RPD limit.

The continuing calibration verification (CCV) associated with batch 280-519110 recovered above the upper control limit for the following analytes. The samples associated with this CCV were non-detects for the affected analytes; therefore, the data have been qualified and reported. Associated results are flagged "Q".

Chloroethane @ 24.0%D
Methyl tert-butyl ether @ 32.9%D
Hexachlorobutadiene @ 26.4%D

Job ID: 280-143187-1 (Continued)

Laboratory: Eurofins TestAmerica, Denver (Continued)

The following compounds were outside control limits in the continuing calibration verification (CCV) associated with batch 280-519110. This compound is considered a poor performer and therefore is allowed up to 30%D. Results have been qualified and reported. Associated results are flagged "Q".

Dichlorodifluoromethane @ -28.9%D

The closing continuing calibration verification (CCVC) associated with batch 280-519110 recovered above the upper control limit for Methyl tert-butyl ether @ 64.4%D. The samples associated with this CCV were non-detects for the affected analytes; therefore, the data have been qualified and reported. Associated results are flagged "Q".

No additional analytical or quality issues were noted, other than those described above or in the Definitions/Glossary page.

VOLATILE ORGANIC COMPOUNDS (GC/MS)

Samples TB-S10A-241120-01 (280-143187-1), TB-S10A-241120-02 (280-143187-8) and TB-S10A-241120-03 (280-143187-11) were analyzed for volatile organic compounds (GC/MS) in accordance with 8260B. The samples were analyzed on 12/07/2020.

The continuing calibration verification (CCV) associated with batch 280-519417 recovered above the upper control limit for Trichlorofluoromethane at +30.8%D. The samples associated with this CCV were non-detects for the affected analytes; therefore, the data have been qualified and reported. Associated results are flagged "Q".

No additional analytical or quality issues were noted, other than those described above or in the Definitions/Glossary page.

VOLATILE PETROLEUM HYDROCARBONS (GC)

Samples P-S10A-241120-280 (280-143187-3), P-S10A-241120-281 (280-143187-5), P-S10A-241120-320 (280-143187-7), P-S10A-241120-300 (280-143187-10), P-S10A-241120-310 (280-143187-13), P-S10A-241120-291 (280-143187-15) and P-S10A-241125-291 (280-143187-17) were analyzed for Volatile Petroleum Hydrocarbons (GC) in accordance with 8015D GRO. The samples were prepared on 11/25/2020 and analyzed on 12/05/2020.

No analytical or quality issues were noted, other than those described above or in the Definitions/Glossary page.

GASOLINE RANGE ORGANICS (GRO)

Samples TB-S10A-241120-01 (280-143187-1), TB-S10A-241120-02 (280-143187-8) and TB-S10A-241120-03 (280-143187-11) were analyzed for Gasoline Range Organics (GRO) in accordance with 8015D GRO. The samples were analyzed on 11/29/2020.

No analytical or quality issues were noted, other than those described above or in the Definitions/Glossary page.

DIESEL RANGE ORGANICS (DRO)

Samples P-S10A-241120-280 (280-143187-3), P-S10A-241120-281 (280-143187-5), P-S10A-241120-320 (280-143187-7), P-S10A-241120-300 (280-143187-10), P-S10A-241120-310 (280-143187-13), P-S10A-241120-291 (280-143187-15) and P-S10A-241125-291 (280-143187-17) were analyzed for Diesel Range Organics (DRO) in accordance with SW846 8015D. The samples were prepared on 12/01/2020 and analyzed on 12/12/2020 and 12/14/2020.

The following samples had the silica gel clean-up, via EPA Method 3630C, to reduce matrix interferences per client request: P-S10A-241120-280 (280-143187-3), P-S10A-241120-281 (280-143187-5), P-S10A-241120-320 (280-143187-7), P-S10A-241120-300 (280-143187-10), P-S10A-241120-300 (280-143187-10[MS]), P-S10A-241120-300 (280-143187-10[MSD]), P-S10A-241120-310 (280-143187-13), P-S10A-241120-291 (280-143187-15) and P-S10A-241125-291 (280-143187-17).

The following sample could not be thoroughly homogenized before sub-sampling was performed due to sample matrix: P-S10A-241120-280 (280-143187-3). The sample was clay.

The following samples were observed to contain rocks: P-S10A-241120-310 (280-143187-13) and P-S10A-241120-291 (280-143187-15).

n-Octacosane failed the surrogate recovery criteria high for P-S10A-241120-280 (280-143187-3). Evidence of matrix interference is present; therefore, re-extraction and/or re-analysis was not performed. Associated results are flagged "Q".

Job ID: 280-143187-1 (Continued)

Laboratory: Eurofins TestAmerica, Denver (Continued)

The peak profile present in this sample P-S10A-241120-280 (280-143187-3) is atypical of a hydrocarbon pattern and consists of several discrete peaks.

No additional analytical or quality issues were noted, other than those described above or in the Definitions/Glossary page.

PERCENT SOLIDS

Samples V-S10A-241120-280 (280-143187-2), P-S10A-241120-280 (280-143187-3), V-S10A-241120-281 (280-143187-4), P-S10A-241120-281 (280-143187-5), V-S10A-241120-320 (280-143187-6), P-S10A-241120-320 (280-143187-7), V-S10A-241120-300 (280-143187-9), P-S10A-241120-300 (280-143187-10), V-S10A-241120-310 (280-143187-12), P-S10A-241120-310 (280-143187-13), V-S10A-241120-291 (280-143187-14), P-S10A-241120-291 (280-143187-15), V-S10A-241125-291 (280-143187-16) and P-S10A-241125-291 (280-143187-17) were analyzed for percent solids in accordance with ASTM D2216-90. The samples were analyzed on 11/28/2020.

No analytical or quality issues were noted, other than those described above or in the Definitions/Glossary page.

Detection Summary

Client: EA Engineering, Science, and Technology
Project/Site: Kirtland AFB Vadose Zone Coring

Job ID: 280-143187-1

Client Sample ID: TB-S10A-241120-01 — Lab Sample ID: 280-143187-1

No Detections.

Client Sample ID: V-S10A-241120-280 — Lab Sample ID: 280-143187-2

Analyte	Result	Qualifier	LOQ	LOD	DL	Unit	Dil Fac	D	Method	Prep Type
Benzene	15		4.5	0.36	0.14	ug/Kg	1	☼	8260B	Total/NA
Ethylbenzene	1.0	J	4.5	0.72	0.27	ug/Kg	1	☼	8260B	Total/NA
Toluene	30		4.5	0.72	0.20	ug/Kg	1	☼	8260B	Total/NA
o-Xylene	1.4	J	4.5	0.72	0.24	ug/Kg	1	☼	8260B	Total/NA
m-Xylene & p-Xylene	2.6	J	2.9	2.9	0.93	ug/Kg	1	☼	8260B	Total/NA

Client Sample ID: P-S10A-241120-280 — Lab Sample ID: 280-143187-3

Analyte	Result	Qualifier	LOQ	LOD	DL	Unit	Dil Fac	D	Method	Prep Type
Diesel Range Organics [C10-C28]	16		8.7	8.7	4.0	mg/Kg	1	☼	8015D DRO	Total/NA
Motor Oil (C20-C38)	13	J	26	25	8.5	mg/Kg	1	☼	8015D DRO	Total/NA

Client Sample ID: V-S10A-241120-281 — Lab Sample ID: 280-143187-4

Analyte	Result	Qualifier	LOQ	LOD	DL	Unit	Dil Fac	D	Method	Prep Type
Benzene	0.56	J	4.9	0.39	0.15	ug/Kg	1	☼	8260B	Total/NA
Toluene	2.0	J	4.9	0.79	0.22	ug/Kg	1	☼	8260B	Total/NA

Client Sample ID: P-S10A-241120-281 — Lab Sample ID: 280-143187-5

No Detections.

Client Sample ID: V-S10A-241120-320 — Lab Sample ID: 280-143187-6

No Detections.

Client Sample ID: P-S10A-241120-320 — Lab Sample ID: 280-143187-7

No Detections.

Client Sample ID: TB-S10A-241120-02 — Lab Sample ID: 280-143187-8

No Detections.

Client Sample ID: V-S10A-241120-300 — Lab Sample ID: 280-143187-9

No Detections.

Client Sample ID: P-S10A-241120-300 — Lab Sample ID: 280-143187-10

No Detections.

Client Sample ID: TB-S10A-241120-03 — Lab Sample ID: 280-143187-11

No Detections.

Client Sample ID: V-S10A-241120-310 — Lab Sample ID: 280-143187-12

No Detections.

Client Sample ID: P-S10A-241120-310 — Lab Sample ID: 280-143187-13

No Detections.

This Detection Summary does not include radiochemical test results.

Detection Summary

Client: EA Engineering, Science, and Technology
Project/Site: Kirtland AFB Vadose Zone Coring

Job ID: 280-143187-1

Client Sample ID: V-S10A-241120-291 — Lab Sample ID: 280-143187-14

No Detections.

Client Sample ID: P-S10A-241120-291 — Lab Sample ID: 280-143187-15

No Detections.

Client Sample ID: V-S10A-241125-291 — Lab Sample ID: 280-143187-16

No Detections.

Client Sample ID: P-S10A-241125-291 — Lab Sample ID: 280-143187-17

No Detections.

This Detection Summary does not include radiochemical test results.

Method Summary

Client: EA Engineering, Science, and Technology
Project/Site: Kirtland AFB Vadose Zone Coring

Job ID: 280-143187-1

Method	Method Description	Protocol	Laboratory
8260B	Volatile Organic Compounds (GC/MS)	SW846	TAL DEN
8015D GRO	Gasoline Range Organics (GRO)	SW846	TAL DEN
8015D DRO	Diesel Range Organics (DRO) (GC)	SW846	TAL DEN
Moisture	Percent Moisture	EPA	TAL DEN
3546	Microwave Extraction	SW846	TAL DEN
5030B	Purge and Trap	SW846	TAL DEN
5035	Closed System Purge and Trap	SW846	TAL DEN

Protocol References:

EPA = US Environmental Protection Agency

SW846 = "Test Methods For Evaluating Solid Waste, Physical/Chemical Methods", Third Edition, November 1986 And Its Updates.

Laboratory References:

TAL DEN = Eurofins TestAmerica, Denver, 4955 Yarrow Street, Arvada, CO 80002, TEL (303)736-0100

Sample Summary

Client: EA Engineering, Science, and Technology
Project/Site: Kirtland AFB Vadose Zone Coring

Job ID: 280-143187-1

Lab Sample ID	Client Sample ID	Matrix	Collected	Received	Asset ID
280-143187-1	TB-S10A-241120-01	Water	11/24/20 14:00	11/25/20 17:10	
280-143187-2	V-S10A-241120-280	Solid	11/24/20 08:15	11/25/20 17:10	
280-143187-3	P-S10A-241120-280	Solid	11/24/20 08:15	11/25/20 17:10	
280-143187-4	V-S10A-241120-281	Solid	11/24/20 08:30	11/25/20 17:10	
280-143187-5	P-S10A-241120-281	Solid	11/24/20 08:30	11/25/20 17:10	
280-143187-6	V-S10A-241120-320	Solid	11/24/20 17:20	11/25/20 17:10	
280-143187-7	P-S10A-241120-320	Solid	11/24/20 17:20	11/25/20 17:10	
280-143187-8	TB-S10A-241120-02	Water	11/24/20 14:00	11/25/20 17:10	
280-143187-9	V-S10A-241120-300	Solid	11/24/20 13:45	11/25/20 17:10	
280-143187-10	P-S10A-241120-300	Solid	11/24/20 13:45	11/25/20 17:10	
280-143187-11	TB-S10A-241120-03	Water	11/24/20 14:00	11/25/20 17:10	
280-143187-12	V-S10A-241120-310	Solid	11/24/20 15:40	11/25/20 17:10	
280-143187-13	P-S10A-241120-310	Solid	11/24/20 15:40	11/25/20 17:10	
280-143187-14	V-S10A-241120-291	Solid	11/24/20 12:00	11/25/20 17:10	
280-143187-15	P-S10A-241120-291	Solid	11/24/20 12:00	11/25/20 17:10	
280-143187-16	V-S10A-241125-291	Solid	11/24/20 12:00	11/25/20 17:10	
280-143187-17	P-S10A-241125-291	Solid	11/24/20 12:00	11/25/20 17:10	

Method: 8260B - Volatile Organic Compounds (GC/MS)

Client Sample ID: TB-S10A-241120-01
Date Collected: 11/24/20 14:00
Date Received: 11/25/20 17:10

Lab Sample ID: 280-143187-1
Matrix: Water

Analyte	Result	Qualifier	LOQ	LOD	DL	Unit	D	Analyzed	Dil Fac
Acetone	6.4	U	10	6.4	1.9	ug/L		12/07/20 12:15	1
Benzene	0.40	U	1.0	0.40	0.16	ug/L		12/07/20 12:15	1
Bromobenzene	0.40	U	1.0	0.40	0.17	ug/L		12/07/20 12:15	1
Bromochloromethane	0.20	U	1.0	0.20	0.10	ug/L		12/07/20 12:15	1
Bromodichloromethane	0.40	U	1.0	0.40	0.17	ug/L		12/07/20 12:15	1
Bromoform	1.0	U	1.0	1.0	0.46	ug/L		12/07/20 12:15	1
Bromomethane	0.80	U M	2.0	0.80	0.21	ug/L		12/07/20 12:15	1
2-Butanone (MEK)	4.0	U	6.0	4.0	2.0	ug/L		12/07/20 12:15	1
n-Butylbenzene	0.80	U	1.0	0.80	0.14	ug/L		12/07/20 12:15	1
sec-Butylbenzene	0.40	U	1.0	0.40	0.17	ug/L		12/07/20 12:15	1
tert-Butylbenzene	0.40	U	1.0	0.40	0.16	ug/L		12/07/20 12:15	1
Carbon disulfide	0.80	U	2.0	0.80	0.17	ug/L		12/07/20 12:15	1
Carbon tetrachloride	0.40	U	2.0	0.40	0.19	ug/L		12/07/20 12:15	1
Chlorobenzene	0.40	U	1.0	0.40	0.17	ug/L		12/07/20 12:15	1
Chloroethane	1.6	U	2.0	1.6	0.41	ug/L		12/07/20 12:15	1
Chloroform	0.40	U	1.0	0.40	0.16	ug/L		12/07/20 12:15	1
Chloromethane	0.80	U	2.0	0.80	0.30	ug/L		12/07/20 12:15	1
4-Chlorotoluene	0.80	U	1.0	0.80	0.21	ug/L		12/07/20 12:15	1
Dibromochloromethane	0.40	U	1.0	0.40	0.17	ug/L		12/07/20 12:15	1
1,2-Dibromo-3-Chloropropane	1.6	U	5.0	1.6	0.47	ug/L		12/07/20 12:15	1
Dichlorodifluoromethane	0.80	U	2.0	0.80	0.31	ug/L		12/07/20 12:15	1
Dibromomethane	0.40	U	1.0	0.40	0.17	ug/L		12/07/20 12:15	1
Ethylene Dibromide	0.40	U	1.0	0.40	0.18	ug/L		12/07/20 12:15	1
1,2-Dichlorobenzene	0.40	U	1.0	0.40	0.15	ug/L		12/07/20 12:15	1
1,3-Dichlorobenzene	0.40	U	1.0	0.40	0.13	ug/L		12/07/20 12:15	1
1,4-Dichlorobenzene	0.40	U	1.0	0.40	0.16	ug/L		12/07/20 12:15	1
1,1-Dichloroethane	0.80	U	1.0	0.80	0.22	ug/L		12/07/20 12:15	1
1,2-Dichloroethane	0.40	U	1.0	0.40	0.13	ug/L		12/07/20 12:15	1
1,1-Dichloroethene	0.80	U	1.0	0.80	0.23	ug/L		12/07/20 12:15	1
1,2-Dichloroethene, Total	0.40	U	1.0	0.40	0.15	ug/L		12/07/20 12:15	1
cis-1,2-Dichloroethene	0.40	U	1.0	0.40	0.15	ug/L		12/07/20 12:15	1
trans-1,2-Dichloroethene	0.40	U	1.0	0.40	0.15	ug/L		12/07/20 12:15	1
1,2-Dichloropropane	0.40	U M	1.0	0.40	0.18	ug/L		12/07/20 12:15	1
1,3-Dichloropropane	0.20	U	1.0	0.20	0.090	ug/L		12/07/20 12:15	1
2,2-Dichloropropane	0.80	U	1.0	0.80	0.38	ug/L		12/07/20 12:15	1
1,1-Dichloropropene	0.40	U	1.0	0.40	0.19	ug/L		12/07/20 12:15	1
cis-1,3-Dichloropropene	0.40	U	1.0	0.40	0.16	ug/L		12/07/20 12:15	1
trans-1,3-Dichloropropene	0.40	U	1.0	0.40	0.19	ug/L		12/07/20 12:15	1
Ethylbenzene	0.40	U	1.0	0.40	0.16	ug/L		12/07/20 12:15	1
2-Hexanone	4.0	U	5.0	4.0	1.7	ug/L		12/07/20 12:15	1
Hexachlorobutadiene	0.80	U	1.0	0.80	0.36	ug/L		12/07/20 12:15	1
Isopropylbenzene	0.40	U	1.0	0.40	0.19	ug/L		12/07/20 12:15	1
4-Isopropyltoluene	0.40	U	1.0	0.40	0.20	ug/L		12/07/20 12:15	1
Methylene Chloride	2.0	U	5.0	2.0	0.94	ug/L		12/07/20 12:15	1
4-Methyl-2-pentanone (MIBK)	3.2	U	5.0	3.2	0.98	ug/L		12/07/20 12:15	1
Methyl tert-butyl ether	0.80	U	5.0	0.80	0.25	ug/L		12/07/20 12:15	1
Naphthalene	0.80	U	1.0	0.80	0.22	ug/L		12/07/20 12:15	1
N-Propylbenzene	0.40	U	1.0	0.40	0.16	ug/L		12/07/20 12:15	1
Styrene	0.80	U	1.0	0.80	0.36	ug/L		12/07/20 12:15	1

Method: 8260B - Volatile Organic Compounds (GC/MS) (Continued)

Client Sample ID: TB-S10A-241120-01 — **Lab Sample ID: 280-143187-1**
Date Collected: 11/24/20 14:00 — **Matrix: Water**
Date Received: 11/25/20 17:10

Analyte	Result	Qualifier	LOQ	LOD	DL	Unit	D	Analyzed	Dil Fac
1,1,1,2-Tetrachloroethane	0.80	U	1.0	0.80	0.21	ug/L		12/07/20 12:15	1
1,1,2,2-Tetrachloroethane	0.80	U	1.0	0.80	0.21	ug/L		12/07/20 12:15	1
Tetrachloroethene	0.40	U	1.0	0.40	0.20	ug/L		12/07/20 12:15	1
Toluene	0.40	U	1.0	0.40	0.17	ug/L		12/07/20 12:15	1
1,2,3-Trichlorobenzene	0.80	U	1.0	0.80	0.21	ug/L		12/07/20 12:15	1
1,1,1-Trichloroethane	0.40	U	1.0	0.40	0.16	ug/L		12/07/20 12:15	1
1,1,2-Trichloroethane	0.80	U	1.0	0.80	0.27	ug/L		12/07/20 12:15	1
Trichloroethene	0.40	U	1.0	0.40	0.16	ug/L		12/07/20 12:15	1
Trichlorofluoromethane	0.80	U Q	2.0	0.80	0.29	ug/L		12/07/20 12:15	1
1,2,4-Trichlorobenzene	0.80	U	1.0	0.80	0.21	ug/L		12/07/20 12:15	1
1,2,3-Trichloropropane	0.80	U	3.0	0.80	0.33	ug/L		12/07/20 12:15	1
1,2,4-Trimethylbenzene	0.40	U	1.0	0.40	0.15	ug/L		12/07/20 12:15	1
1,3,5-Trimethylbenzene	0.40	U	1.0	0.40	0.16	ug/L		12/07/20 12:15	1
Vinyl chloride	0.20	U	1.5	0.20	0.10	ug/L		12/07/20 12:15	1
o-Xylene	0.40	U	1.0	0.40	0.19	ug/L		12/07/20 12:15	1
m-Xylene & p-Xylene	0.80	U	2.0	0.80	0.15	ug/L		12/07/20 12:15	1
2-Chlorotoluene	0.40	U	1.0	0.40	0.17	ug/L		12/07/20 12:15	1

Surrogate	*%Recovery*	*Qualifier*	*Limits*	*Prepared*	*Analyzed*	*Dil Fac*
Toluene-d8 (Surr)	*99*		*89 - 112*		*12/07/20 12:15*	*1*
1,2-Dichloroethane-d4 (Surr)	*99*		*81 - 118*		*12/07/20 12:15*	*1*
4-Bromofluorobenzene (Surr)	*103*		*85 - 114*		*12/07/20 12:15*	*1*
Dibromofluoromethane (Surr)	*102*		*80 - 119*		*12/07/20 12:15*	*1*

Client Sample ID: V-S10A-241120-280 — **Lab Sample ID: 280-143187-2**
Date Collected: 11/24/20 08:15 — **Matrix: Solid**
Date Received: 11/25/20 17:10 — **Percent Solids: 88.4**

Analyte	Result	Qualifier	LOQ	LOD	DL	Unit	D	Analyzed	Dil Fac
Acetone	65	U Q	65	65	32	ug/Kg	☼	12/03/20 19:24	1
Benzene	**15**		4.5	0.36	0.14	ug/Kg	☼	12/03/20 19:24	1
Bromobenzene	1.4	U	4.5	1.4	0.44	ug/Kg	☼	12/03/20 19:24	1
Bromochloromethane	4.5	U	4.5	4.5	2.2	ug/Kg	☼	12/03/20 19:24	1
Bromodichloromethane	4.5	U	4.5	4.5	1.9	ug/Kg	☼	12/03/20 19:24	1
Bromoform	4.6	U	4.6	4.6	2.3	ug/Kg	☼	12/03/20 19:24	1
Bromomethane	2.9	U	9.0	2.9	1.2	ug/Kg	☼	12/03/20 19:24	1
2-Butanone (MEK)	11	U Q	18	11	3.5	ug/Kg	☼	12/03/20 19:24	1
n-Butylbenzene	1.4	U	4.5	1.4	0.50	ug/Kg	☼	12/03/20 19:24	1
sec-Butylbenzene	1.4	U	4.5	1.4	0.69	ug/Kg	☼	12/03/20 19:24	1
tert-Butylbenzene	1.4	U	4.5	1.4	0.45	ug/Kg	☼	12/03/20 19:24	1
Carbon disulfide	4.5	U Q	4.5	4.5	1.5	ug/Kg	☼	12/03/20 19:24	1
Carbon tetrachloride	4.5	U	4.5	4.5	1.8	ug/Kg	☼	12/03/20 19:24	1
Chlorobenzene	4.5	U	4.5	4.5	1.8	ug/Kg	☼	12/03/20 19:24	1
Chloroethane	5.7	U Q	9.0	5.7	1.8	ug/Kg	☼	12/03/20 19:24	1
Chloroform	0.72	U	9.0	0.72	0.26	ug/Kg	☼	12/03/20 19:24	1
Chloromethane	1.4	U Q	9.0	1.4	0.69	ug/Kg	☼	12/03/20 19:24	1
4-Chlorotoluene	0.72	U	4.5	0.72	0.32	ug/Kg	☼	12/03/20 19:24	1
Dibromochloromethane	4.5	U	4.5	4.5	2.0	ug/Kg	☼	12/03/20 19:24	1
1,2-Dibromo-3-Chloropropane	9.0	U	9.0	9.0	3.3	ug/Kg	☼	12/03/20 19:24	1
Dichlorodifluoromethane	5.7	U Q	9.0	5.7	2.5	ug/Kg	☼	12/03/20 19:24	1
Dibromomethane	0.72	U	4.5	0.72	0.28	ug/Kg	☼	12/03/20 19:24	1

Method: 8260B - Volatile Organic Compounds (GC/MS) (Continued)

Client Sample ID: V-S10A-241120-280
Date Collected: 11/24/20 08:15
Date Received: 11/25/20 17:10

Lab Sample ID: 280-143187-2
Matrix: Solid
Percent Solids: 88.4

Analyte	Result	Qualifier	LOQ	LOD	DL	Unit	D	Analyzed	Dil Fac
Ethylene Dibromide	1.4	U M	4.5	1.4	0.47	ug/Kg	☼	12/03/20 19:24	1
1,2-Dichlorobenzene	4.5	U	4.5	4.5	1.7	ug/Kg	☼	12/03/20 19:24	1
1,3-Dichlorobenzene	1.4	U	4.5	1.4	0.43	ug/Kg	☼	12/03/20 19:24	1
1,4-Dichlorobenzene	0.72	U M	4.5	0.72	0.22	ug/Kg	☼	12/03/20 19:24	1
1,1-Dichloroethane	0.72	U	4.5	0.72	0.19	ug/Kg	☼	12/03/20 19:24	1
1,2-Dichloroethane	1.4	U M	4.5	1.4	0.63	ug/Kg	☼	12/03/20 19:24	1
1,1-Dichloroethene	1.4	U Q	4.5	1.4	0.53	ug/Kg	☼	12/03/20 19:24	1
1,2-Dichloroethene, Total	1.4	U Q	4.5	1.4	0.35	ug/Kg	☼	12/03/20 19:24	1
cis-1,2-Dichloroethene	0.72	U	4.5	0.72	0.18	ug/Kg	☼	12/03/20 19:24	1
trans-1,2-Dichloroethene	0.72	U Q	4.5	0.72	0.35	ug/Kg	☼	12/03/20 19:24	1
1,2-Dichloropropane	1.4	U M	4.5	1.4	0.49	ug/Kg	☼	12/03/20 19:24	1
1,3-Dichloropropane	0.36	U	4.5	0.36	0.15	ug/Kg	☼	12/03/20 19:24	1
2,2-Dichloropropane	1.4	U	4.5	1.4	0.39	ug/Kg	☼	12/03/20 19:24	1
1,1-Dichloropropene	0.36	U	4.5	0.36	0.15	ug/Kg	☼	12/03/20 19:24	1
cis-1,3-Dichloropropene	0.36	U Q	4.5	0.36	0.090	ug/Kg	☼	12/03/20 19:24	1
trans-1,3-Dichloropropene	0.18	U	4.5	0.18	0.074	ug/Kg	☼	12/03/20 19:24	1
Ethylbenzene	**1.0**	**J**	4.5	0.72	0.27	ug/Kg	☼	12/03/20 19:24	1
2-Hexanone	11	U M	18	11	4.4	ug/Kg	☼	12/03/20 19:24	1
Hexachlorobutadiene	4.5	U Q	4.5	4.5	1.9	ug/Kg	☼	12/03/20 19:24	1
Isopropylbenzene	4.5	U	4.5	4.5	2.2	ug/Kg	☼	12/03/20 19:24	1
4-Isopropyltoluene	2.9	U	4.5	2.9	1.0	ug/Kg	☼	12/03/20 19:24	1
Methylene Chloride	2.9	U Q	4.5	2.9	1.4	ug/Kg	☼	12/03/20 19:24	1
4-Methyl-2-pentanone (MIBK)	11	U M	18	11	3.9	ug/Kg	☼	12/03/20 19:24	1
Methyl tert-butyl ether	5.7	U Q	18	5.7	1.9	ug/Kg	☼	12/03/20 19:24	1
Naphthalene	6.0	U	6.0	6.0	3.0	ug/Kg	☼	12/03/20 19:24	1
N-Propylbenzene	1.4	U	4.5	1.4	0.52	ug/Kg	☼	12/03/20 19:24	1
Styrene	0.72	U	4.5	0.72	0.25	ug/Kg	☼	12/03/20 19:24	1
1,1,1,2-Tetrachloroethane	4.5	U	4.5	4.5	2.0	ug/Kg	☼	12/03/20 19:24	1
1,1,2,2-Tetrachloroethane	0.72	U	4.5	0.72	0.26	ug/Kg	☼	12/03/20 19:24	1
Tetrachloroethene	4.5	U	4.5	4.5	1.7	ug/Kg	☼	12/03/20 19:24	1
Toluene	**30**		4.5	0.72	0.20	ug/Kg	☼	12/03/20 19:24	1
1,2,3-Trichlorobenzene	2.9	U Q	4.5	2.9	0.73	ug/Kg	☼	12/03/20 19:24	1
1,1,1-Trichloroethane	4.5	U	4.5	4.5	1.8	ug/Kg	☼	12/03/20 19:24	1
1,1,2-Trichloroethane	2.9	U M	4.5	2.9	0.79	ug/Kg	☼	12/03/20 19:24	1
Trichloroethene	4.5	U	4.5	4.5	1.7	ug/Kg	☼	12/03/20 19:24	1
Trichlorofluoromethane	9.0	U	9.0	9.0	2.9	ug/Kg	☼	12/03/20 19:24	1
1,2,4-Trichlorobenzene	1.4	U	4.5	1.4	0.65	ug/Kg	☼	12/03/20 19:24	1
1,2,3-Trichloropropane	0.72	U	4.5	0.72	0.20	ug/Kg	☼	12/03/20 19:24	1
1,2,4-Trimethylbenzene	4.5	U	4.5	4.5	2.1	ug/Kg	☼	12/03/20 19:24	1
1,3,5-Trimethylbenzene	4.5	U	4.5	4.5	2.2	ug/Kg	☼	12/03/20 19:24	1
Vinyl chloride	2.9	U Q	4.5	2.9	1.2	ug/Kg	☼	12/03/20 19:24	1
o-Xylene	**1.4**	**J**	4.5	0.72	0.24	ug/Kg	☼	12/03/20 19:24	1
m-Xylene & p-Xylene	**2.6**	**J**	2.9	2.9	0.93	ug/Kg	☼	12/03/20 19:24	1
2-Chlorotoluene	1.4	U	4.5	1.4	0.46	ug/Kg	☼	12/03/20 19:24	1

Surrogate	*%Recovery*	*Qualifier*	*Limits*	*Prepared*	*Analyzed*	*Dil Fac*
Toluene-d8 (Surr)	*104*		*85 - 116*	*11/25/20 23:41*	*12/03/20 19:24*	*1*
1,2-Dichloroethane-d4 (Surr)	*115*		*71 - 136*	*11/25/20 23:41*	*12/03/20 19:24*	*1*
4-Bromofluorobenzene (Surr)	*109*		*79 - 119*	*11/25/20 23:41*	*12/03/20 19:24*	*1*
Dibromofluoromethane (Surr)	*98*		*78 - 119*	*11/25/20 23:41*	*12/03/20 19:24*	*1*

Method: 8260B - Volatile Organic Compounds (GC/MS)

Client Sample ID: V-S10A-241120-281
Date Collected: 11/24/20 08:30
Date Received: 11/25/20 17:10

Lab Sample ID: 280-143187-4
Matrix: Solid
Percent Solids: 90.7

Analyte	Result	Qualifier	LOQ	LOD	DL	Unit	D	Analyzed	Dil Fac
Acetone	71	U Q	71	71	35	ug/Kg	☼	12/03/20 19:46	1
Benzene	**0.56**	**J**	4.9	0.39	0.15	ug/Kg	☼	12/03/20 19:46	1
Bromobenzene	1.6	U	4.9	1.6	0.48	ug/Kg	☼	12/03/20 19:46	1
Bromochloromethane	4.9	U	4.9	4.9	2.4	ug/Kg	☼	12/03/20 19:46	1
Bromodichloromethane	4.9	U	4.9	4.9	2.1	ug/Kg	☼	12/03/20 19:46	1
Bromoform	5.0	U	5.0	5.0	2.5	ug/Kg	☼	12/03/20 19:46	1
Bromomethane	3.2	U	9.9	3.2	1.3	ug/Kg	☼	12/03/20 19:46	1
2-Butanone (MEK)	13	U Q	20	13	3.8	ug/Kg	☼	12/03/20 19:46	1
n-Butylbenzene	1.6	U	4.9	1.6	0.55	ug/Kg	☼	12/03/20 19:46	1
sec-Butylbenzene	1.6	U	4.9	1.6	0.76	ug/Kg	☼	12/03/20 19:46	1
tert-Butylbenzene	1.6	U	4.9	1.6	0.49	ug/Kg	☼	12/03/20 19:46	1
Carbon disulfide	4.9	U Q	4.9	4.9	1.6	ug/Kg	☼	12/03/20 19:46	1
Carbon tetrachloride	4.9	U	4.9	4.9	2.0	ug/Kg	☼	12/03/20 19:46	1
Chlorobenzene	4.9	U	4.9	4.9	2.0	ug/Kg	☼	12/03/20 19:46	1
Chloroethane	6.3	U Q	9.9	6.3	2.0	ug/Kg	☼	12/03/20 19:46	1
Chloroform	0.79	U	9.9	0.79	0.29	ug/Kg	☼	12/03/20 19:46	1
Chloromethane	1.6	U Q	9.9	1.6	0.76	ug/Kg	☼	12/03/20 19:46	1
4-Chlorotoluene	0.79	U	4.9	0.79	0.36	ug/Kg	☼	12/03/20 19:46	1
Dibromochloromethane	4.9	U	4.9	4.9	2.2	ug/Kg	☼	12/03/20 19:46	1
1,2-Dibromo-3-Chloropropane	9.9	U	9.9	9.9	3.6	ug/Kg	☼	12/03/20 19:46	1
Dichlorodifluoromethane	6.3	U Q	9.9	6.3	2.7	ug/Kg	☼	12/03/20 19:46	1
Dibromomethane	0.79	U	4.9	0.79	0.31	ug/Kg	☼	12/03/20 19:46	1
Ethylene Dibromide	1.6	U M	4.9	1.6	0.51	ug/Kg	☼	12/03/20 19:46	1
1,2-Dichlorobenzene	4.9	U	4.9	4.9	1.8	ug/Kg	☼	12/03/20 19:46	1
1,3-Dichlorobenzene	1.6	U	4.9	1.6	0.47	ug/Kg	☼	12/03/20 19:46	1
1,4-Dichlorobenzene	0.79	U M	4.9	0.79	0.24	ug/Kg	☼	12/03/20 19:46	1
1,1-Dichloroethane	0.79	U	4.9	0.79	0.21	ug/Kg	☼	12/03/20 19:46	1
1,2-Dichloroethane	1.6	U	4.9	1.6	0.69	ug/Kg	☼	12/03/20 19:46	1
1,1-Dichloroethene	1.6	U Q	4.9	1.6	0.58	ug/Kg	☼	12/03/20 19:46	1
1,2-Dichloroethene, Total	1.6	U Q	4.9	1.6	0.38	ug/Kg	☼	12/03/20 19:46	1
cis-1,2-Dichloroethene	0.79	U	4.9	0.79	0.20	ug/Kg	☼	12/03/20 19:46	1
trans-1,2-Dichloroethene	0.79	U Q	4.9	0.79	0.38	ug/Kg	☼	12/03/20 19:46	1
1,2-Dichloropropane	1.6	U M	4.9	1.6	0.54	ug/Kg	☼	12/03/20 19:46	1
1,3-Dichloropropane	0.39	U	4.9	0.39	0.17	ug/Kg	☼	12/03/20 19:46	1
2,2-Dichloropropane	1.6	U	4.9	1.6	0.43	ug/Kg	☼	12/03/20 19:46	1
1,1-Dichloropropene	0.39	U	4.9	0.39	0.16	ug/Kg	☼	12/03/20 19:46	1
cis-1,3-Dichloropropene	0.39	U Q	4.9	0.39	0.099	ug/Kg	☼	12/03/20 19:46	1
trans-1,3-Dichloropropene	0.20	U	4.9	0.20	0.082	ug/Kg	☼	12/03/20 19:46	1
Ethylbenzene	0.79	U	4.9	0.79	0.30	ug/Kg	☼	12/03/20 19:46	1
2-Hexanone	13	U	20	13	4.8	ug/Kg	☼	12/03/20 19:46	1
Hexachlorobutadiene	4.9	U Q	4.9	4.9	2.1	ug/Kg	☼	12/03/20 19:46	1
Isopropylbenzene	4.9	U	4.9	4.9	2.4	ug/Kg	☼	12/03/20 19:46	1
4-Isopropyltoluene	3.2	U	4.9	3.2	1.1	ug/Kg	☼	12/03/20 19:46	1
Methylene Chloride	3.2	U M Q	4.9	3.2	1.6	ug/Kg	☼	12/03/20 19:46	1
4-Methyl-2-pentanone (MIBK)	13	U M	20	13	4.3	ug/Kg	☼	12/03/20 19:46	1
Methyl tert-butyl ether	6.3	U Q	20	6.3	2.1	ug/Kg	☼	12/03/20 19:46	1
Naphthalene	6.6	U	6.6	6.6	3.3	ug/Kg	☼	12/03/20 19:46	1
N-Propylbenzene	1.6	U	4.9	1.6	0.57	ug/Kg	☼	12/03/20 19:46	1
Styrene	0.79	U	4.9	0.79	0.28	ug/Kg	☼	12/03/20 19:46	1

Method: 8260B - Volatile Organic Compounds (GC/MS) (Continued)

Client Sample ID: V-S10A-241120-281
Date Collected: 11/24/20 08:30
Date Received: 11/25/20 17:10

Lab Sample ID: 280-143187-4
Matrix: Solid
Percent Solids: 90.7

Analyte	Result	Qualifier	LOQ	LOD	DL	Unit	D	Analyzed	Dil Fac
1,1,1,2-Tetrachloroethane	4.9	U	4.9	4.9	2.2	ug/Kg	☼	12/03/20 19:46	1
1,1,2,2-Tetrachloroethane	0.79	U	4.9	0.79	0.28	ug/Kg	☼	12/03/20 19:46	1
Tetrachloroethene	4.9	U	4.9	4.9	1.9	ug/Kg	☼	12/03/20 19:46	1
Toluene	**2.0**	**J**	4.9	0.79	0.22	ug/Kg	☼	12/03/20 19:46	1
1,2,3-Trichlorobenzene	3.2	U Q	4.9	3.2	0.80	ug/Kg	☼	12/03/20 19:46	1
1,1,1-Trichloroethane	4.9	U	4.9	4.9	2.0	ug/Kg	☼	12/03/20 19:46	1
1,1,2-Trichloroethane	3.2	U M	4.9	3.2	0.87	ug/Kg	☼	12/03/20 19:46	1
Trichloroethene	4.9	U	4.9	4.9	1.9	ug/Kg	☼	12/03/20 19:46	1
Trichlorofluoromethane	9.9	U	9.9	9.9	3.2	ug/Kg	☼	12/03/20 19:46	1
1,2,4-Trichlorobenzene	1.6	U	4.9	1.6	0.72	ug/Kg	☼	12/03/20 19:46	1
1,2,3-Trichloropropane	0.79	U	4.9	0.79	0.22	ug/Kg	☼	12/03/20 19:46	1
1,2,4-Trimethylbenzene	4.9	U	4.9	4.9	2.3	ug/Kg	☼	12/03/20 19:46	1
1,3,5-Trimethylbenzene	4.9	U	4.9	4.9	2.4	ug/Kg	☼	12/03/20 19:46	1
Vinyl chloride	3.2	U Q	4.9	3.2	1.3	ug/Kg	☼	12/03/20 19:46	1
o-Xylene	0.79	U	4.9	0.79	0.26	ug/Kg	☼	12/03/20 19:46	1
m-Xylene & p-Xylene	3.2	U	3.2	3.2	1.0	ug/Kg	☼	12/03/20 19:46	1
2-Chlorotoluene	1.6	U	4.9	1.6	0.50	ug/Kg	☼	12/03/20 19:46	1

Surrogate	*%Recovery*	*Qualifier*	*Limits*	*Prepared*	*Analyzed*	*Dil Fac*
Toluene-d8 (Surr)	*97*		*85 - 116*	*11/25/20 23:41*	*12/03/20 19:46*	*1*
1,2-Dichloroethane-d4 (Surr)	*104*		*71 - 136*	*11/25/20 23:41*	*12/03/20 19:46*	*1*
4-Bromofluorobenzene (Surr)	*99*		*79 - 119*	*11/25/20 23:41*	*12/03/20 19:46*	*1*
Dibromofluoromethane (Surr)	*91*		*78 - 119*	*11/25/20 23:41*	*12/03/20 19:46*	*1*

Client Sample ID: V-S10A-241120-320
Date Collected: 11/24/20 17:20
Date Received: 11/25/20 17:10

Lab Sample ID: 280-143187-6
Matrix: Solid
Percent Solids: 97.1

Analyte	Result	Qualifier	LOQ	LOD	DL	Unit	D	Analyzed	Dil Fac
Acetone	78	U Q	78	78	39	ug/Kg	☼	12/03/20 20:09	1
Benzene	0.43	U	5.4	0.43	0.16	ug/Kg	☼	12/03/20 20:09	1
Bromobenzene	1.7	U	5.4	1.7	0.53	ug/Kg	☼	12/03/20 20:09	1
Bromochloromethane	5.4	U	5.4	5.4	2.7	ug/Kg	☼	12/03/20 20:09	1
Bromodichloromethane	5.4	U	5.4	5.4	2.3	ug/Kg	☼	12/03/20 20:09	1
Bromoform	5.5	U	5.5	5.5	2.8	ug/Kg	☼	12/03/20 20:09	1
Bromomethane	3.5	U	11	3.5	1.5	ug/Kg	☼	12/03/20 20:09	1
2-Butanone (MEK)	14	U M Q	22	14	4.2	ug/Kg	☼	12/03/20 20:09	1
n-Butylbenzene	1.7	U	5.4	1.7	0.61	ug/Kg	☼	12/03/20 20:09	1
sec-Butylbenzene	1.7	U	5.4	1.7	0.84	ug/Kg	☼	12/03/20 20:09	1
tert-Butylbenzene	1.7	U	5.4	1.7	0.54	ug/Kg	☼	12/03/20 20:09	1
Carbon disulfide	5.4	U Q	5.4	5.4	1.8	ug/Kg	☼	12/03/20 20:09	1
Carbon tetrachloride	5.4	U	5.4	5.4	2.2	ug/Kg	☼	12/03/20 20:09	1
Chlorobenzene	5.4	U	5.4	5.4	2.2	ug/Kg	☼	12/03/20 20:09	1
Chloroethane	6.9	U Q	11	6.9	2.2	ug/Kg	☼	12/03/20 20:09	1
Chloroform	0.87	U	11	0.87	0.31	ug/Kg	☼	12/03/20 20:09	1
Chloromethane	1.7	U Q	11	1.7	0.84	ug/Kg	☼	12/03/20 20:09	1
4-Chlorotoluene	0.87	U	5.4	0.87	0.39	ug/Kg	☼	12/03/20 20:09	1
Dibromochloromethane	5.4	U	5.4	5.4	2.5	ug/Kg	☼	12/03/20 20:09	1
1,2-Dibromo-3-Chloropropane	11	U	11	11	4.0	ug/Kg	☼	12/03/20 20:09	1
Dichlorodifluoromethane	6.9	U Q	11	6.9	3.0	ug/Kg	☼	12/03/20 20:09	1
Dibromomethane	0.87	U	5.4	0.87	0.34	ug/Kg	☼	12/03/20 20:09	1

Method: 8260B - Volatile Organic Compounds (GC/MS) (Continued)

Client Sample ID: V-S10A-241120-320
Date Collected: 11/24/20 17:20
Date Received: 11/25/20 17:10

Lab Sample ID: 280-143187-6
Matrix: Solid
Percent Solids: 97.1

Analyte	Result	Qualifier	LOQ	LOD	DL	Unit	D	Analyzed	Dil Fac
Ethylene Dibromide	1.7	U	5.4	1.7	0.56	ug/Kg	☼	12/03/20 20:09	1
1,2-Dichlorobenzene	5.4	U	5.4	5.4	2.0	ug/Kg	☼	12/03/20 20:09	1
1,3-Dichlorobenzene	1.7	U	5.4	1.7	0.52	ug/Kg	☼	12/03/20 20:09	1
1,4-Dichlorobenzene	0.87	U	5.4	0.87	0.27	ug/Kg	☼	12/03/20 20:09	1
1,1-Dichloroethane	0.87	U	5.4	0.87	0.23	ug/Kg	☼	12/03/20 20:09	1
1,2-Dichloroethane	1.7	U	5.4	1.7	0.76	ug/Kg	☼	12/03/20 20:09	1
1,1-Dichloroethene	1.7	U Q	5.4	1.7	0.64	ug/Kg	☼	12/03/20 20:09	1
1,2-Dichloroethene, Total	1.7	U Q	5.4	1.7	0.42	ug/Kg	☼	12/03/20 20:09	1
cis-1,2-Dichloroethene	0.87	U	5.4	0.87	0.22	ug/Kg	☼	12/03/20 20:09	1
trans-1,2-Dichloroethene	0.87	U Q	5.4	0.87	0.42	ug/Kg	☼	12/03/20 20:09	1
1,2-Dichloropropane	1.7	U M	5.4	1.7	0.60	ug/Kg	☼	12/03/20 20:09	1
1,3-Dichloropropane	0.43	U	5.4	0.43	0.19	ug/Kg	☼	12/03/20 20:09	1
2,2-Dichloropropane	1.7	U	5.4	1.7	0.48	ug/Kg	☼	12/03/20 20:09	1
1,1-Dichloropropene	0.43	U	5.4	0.43	0.18	ug/Kg	☼	12/03/20 20:09	1
cis-1,3-Dichloropropene	0.43	U Q	5.4	0.43	0.11	ug/Kg	☼	12/03/20 20:09	1
trans-1,3-Dichloropropene	0.22	U	5.4	0.22	0.090	ug/Kg	☼	12/03/20 20:09	1
Ethylbenzene	0.87	U	5.4	0.87	0.33	ug/Kg	☼	12/03/20 20:09	1
2-Hexanone	14	U	22	14	5.3	ug/Kg	☼	12/03/20 20:09	1
Hexachlorobutadiene	5.4	U Q	5.4	5.4	2.4	ug/Kg	☼	12/03/20 20:09	1
Isopropylbenzene	5.4	U	5.4	5.4	2.6	ug/Kg	☼	12/03/20 20:09	1
4-Isopropyltoluene	3.5	U	5.4	3.5	1.2	ug/Kg	☼	12/03/20 20:09	1
Methylene Chloride	3.5	U Q	5.4	3.5	1.7	ug/Kg	☼	12/03/20 20:09	1
4-Methyl-2-pentanone (MIBK)	14	U	22	14	4.7	ug/Kg	☼	12/03/20 20:09	1
Methyl tert-butyl ether	6.9	U Q	22	6.9	2.3	ug/Kg	☼	12/03/20 20:09	1
Naphthalene	7.3	U	7.3	7.3	3.6	ug/Kg	☼	12/03/20 20:09	1
N-Propylbenzene	1.7	U	5.4	1.7	0.63	ug/Kg	☼	12/03/20 20:09	1
Styrene	0.87	U	5.4	0.87	0.30	ug/Kg	☼	12/03/20 20:09	1
1,1,1,2-Tetrachloroethane	5.4	U	5.4	5.4	2.4	ug/Kg	☼	12/03/20 20:09	1
1,1,2,2-Tetrachloroethane	0.87	U	5.4	0.87	0.31	ug/Kg	☼	12/03/20 20:09	1
Tetrachloroethene	5.4	U	5.4	5.4	2.1	ug/Kg	☼	12/03/20 20:09	1
Toluene	0.87	U	5.4	0.87	0.25	ug/Kg	☼	12/03/20 20:09	1
1,2,3-Trichlorobenzene	3.5	U Q	5.4	3.5	0.88	ug/Kg	☼	12/03/20 20:09	1
1,1,1-Trichloroethane	5.4	U	5.4	5.4	2.2	ug/Kg	☼	12/03/20 20:09	1
1,1,2-Trichloroethane	3.5	U	5.4	3.5	0.96	ug/Kg	☼	12/03/20 20:09	1
Trichloroethene	5.4	U	5.4	5.4	2.1	ug/Kg	☼	12/03/20 20:09	1
Trichlorofluoromethane	11	U	11	11	3.5	ug/Kg	☼	12/03/20 20:09	1
1,2,4-Trichlorobenzene	1.7	U	5.4	1.7	0.79	ug/Kg	☼	12/03/20 20:09	1
1,2,3-Trichloropropane	0.87	U	5.4	0.87	0.24	ug/Kg	☼	12/03/20 20:09	1
1,2,4-Trimethylbenzene	5.4	U	5.4	5.4	2.5	ug/Kg	☼	12/03/20 20:09	1
1,3,5-Trimethylbenzene	5.4	U	5.4	5.4	2.6	ug/Kg	☼	12/03/20 20:09	1
Vinyl chloride	3.5	U Q	5.4	3.5	1.5	ug/Kg	☼	12/03/20 20:09	1
o-Xylene	0.87	U	5.4	0.87	0.29	ug/Kg	☼	12/03/20 20:09	1
m-Xylene & p-Xylene	3.5	U	3.5	3.5	1.1	ug/Kg	☼	12/03/20 20:09	1
2-Chlorotoluene	1.7	U	5.4	1.7	0.55	ug/Kg	☼	12/03/20 20:09	1

Surrogate	*%Recovery*	*Qualifier*	*Limits*	*Prepared*	*Analyzed*	*Dil Fac*
Toluene-d8 (Surr)	*104*		*85 - 116*	*11/25/20 23:41*	*12/03/20 20:09*	*1*
1,2-Dichloroethane-d4 (Surr)	*100*		*71 - 136*	*11/25/20 23:41*	*12/03/20 20:09*	*1*
4-Bromofluorobenzene (Surr)	*108*		*79 - 119*	*11/25/20 23:41*	*12/03/20 20:09*	*1*
Dibromofluoromethane (Surr)	*93*		*78 - 119*	*11/25/20 23:41*	*12/03/20 20:09*	*1*

Method: 8260B - Volatile Organic Compounds (GC/MS)

Client Sample ID: TB-S10A-241120-02
Date Collected: 11/24/20 14:00
Date Received: 11/25/20 17:10

Lab Sample ID: 280-143187-8
Matrix: Water

Analyte	Result	Qualifier	LOQ	LOD	DL	Unit	D	Analyzed	Dil Fac
Acetone	6.4	U	10	6.4	1.9	ug/L		12/07/20 12:38	1
Benzene	0.40	U	1.0	0.40	0.16	ug/L		12/07/20 12:38	1
Bromobenzene	0.40	U	1.0	0.40	0.17	ug/L		12/07/20 12:38	1
Bromochloromethane	0.20	U	1.0	0.20	0.10	ug/L		12/07/20 12:38	1
Bromodichloromethane	0.40	U	1.0	0.40	0.17	ug/L		12/07/20 12:38	1
Bromoform	1.0	U	1.0	1.0	0.46	ug/L		12/07/20 12:38	1
Bromomethane	0.80	U M	2.0	0.80	0.21	ug/L		12/07/20 12:38	1
2-Butanone (MEK)	4.0	U	6.0	4.0	2.0	ug/L		12/07/20 12:38	1
n-Butylbenzene	0.80	U	1.0	0.80	0.14	ug/L		12/07/20 12:38	1
sec-Butylbenzene	0.40	U	1.0	0.40	0.17	ug/L		12/07/20 12:38	1
tert-Butylbenzene	0.40	U	1.0	0.40	0.16	ug/L		12/07/20 12:38	1
Carbon disulfide	0.80	U	2.0	0.80	0.17	ug/L		12/07/20 12:38	1
Carbon tetrachloride	0.40	U	2.0	0.40	0.19	ug/L		12/07/20 12:38	1
Chlorobenzene	0.40	U	1.0	0.40	0.17	ug/L		12/07/20 12:38	1
Chloroethane	1.6	U	2.0	1.6	0.41	ug/L		12/07/20 12:38	1
Chloroform	0.40	U	1.0	0.40	0.16	ug/L		12/07/20 12:38	1
Chloromethane	0.80	U	2.0	0.80	0.30	ug/L		12/07/20 12:38	1
4-Chlorotoluene	0.80	U	1.0	0.80	0.21	ug/L		12/07/20 12:38	1
Dibromochloromethane	0.40	U	1.0	0.40	0.17	ug/L		12/07/20 12:38	1
1,2-Dibromo-3-Chloropropane	1.6	U	5.0	1.6	0.47	ug/L		12/07/20 12:38	1
Dichlorodifluoromethane	0.80	U	2.0	0.80	0.31	ug/L		12/07/20 12:38	1
Dibromomethane	0.40	U	1.0	0.40	0.17	ug/L		12/07/20 12:38	1
Ethylene Dibromide	0.40	U	1.0	0.40	0.18	ug/L		12/07/20 12:38	1
1,2-Dichlorobenzene	0.40	U	1.0	0.40	0.15	ug/L		12/07/20 12:38	1
1,3-Dichlorobenzene	0.40	U	1.0	0.40	0.13	ug/L		12/07/20 12:38	1
1,4-Dichlorobenzene	0.40	U	1.0	0.40	0.16	ug/L		12/07/20 12:38	1
1,1-Dichloroethane	0.80	U	1.0	0.80	0.22	ug/L		12/07/20 12:38	1
1,2-Dichloroethane	0.40	U	1.0	0.40	0.13	ug/L		12/07/20 12:38	1
1,1-Dichloroethene	0.80	U	1.0	0.80	0.23	ug/L		12/07/20 12:38	1
1,2-Dichloroethene, Total	0.40	U	1.0	0.40	0.15	ug/L		12/07/20 12:38	1
cis-1,2-Dichloroethene	0.40	U	1.0	0.40	0.15	ug/L		12/07/20 12:38	1
trans-1,2-Dichloroethene	0.40	U	1.0	0.40	0.15	ug/L		12/07/20 12:38	1
1,2-Dichloropropane	0.40	U M	1.0	0.40	0.18	ug/L		12/07/20 12:38	1
1,3-Dichloropropane	0.20	U	1.0	0.20	0.090	ug/L		12/07/20 12:38	1
2,2-Dichloropropane	0.80	U	1.0	0.80	0.38	ug/L		12/07/20 12:38	1
1,1-Dichloropropene	0.40	U	1.0	0.40	0.19	ug/L		12/07/20 12:38	1
cis-1,3-Dichloropropene	0.40	U	1.0	0.40	0.16	ug/L		12/07/20 12:38	1
trans-1,3-Dichloropropene	0.40	U	1.0	0.40	0.19	ug/L		12/07/20 12:38	1
Ethylbenzene	0.40	U	1.0	0.40	0.16	ug/L		12/07/20 12:38	1
2-Hexanone	4.0	U	5.0	4.0	1.7	ug/L		12/07/20 12:38	1
Hexachlorobutadiene	0.80	U	1.0	0.80	0.36	ug/L		12/07/20 12:38	1
Isopropylbenzene	0.40	U	1.0	0.40	0.19	ug/L		12/07/20 12:38	1
4-Isopropyltoluene	0.40	U	1.0	0.40	0.20	ug/L		12/07/20 12:38	1
Methylene Chloride	2.0	U	5.0	2.0	0.94	ug/L		12/07/20 12:38	1
4-Methyl-2-pentanone (MIBK)	3.2	U	5.0	3.2	0.98	ug/L		12/07/20 12:38	1
Methyl tert-butyl ether	0.80	U	5.0	0.80	0.25	ug/L		12/07/20 12:38	1
Naphthalene	0.80	U	1.0	0.80	0.22	ug/L		12/07/20 12:38	1
N-Propylbenzene	0.40	U	1.0	0.40	0.16	ug/L		12/07/20 12:38	1
Styrene	0.80	U	1.0	0.80	0.36	ug/L		12/07/20 12:38	1

Method: 8260B - Volatile Organic Compounds (GC/MS) (Continued)

Client Sample ID: TB-S10A-241120-02 — **Lab Sample ID: 280-143187-8**
Date Collected: 11/24/20 14:00 — **Matrix: Water**
Date Received: 11/25/20 17:10

Analyte	Result	Qualifier	LOQ	LOD	DL	Unit	D	Analyzed	Dil Fac
1,1,1,2-Tetrachloroethane	0.80	U	1.0	0.80	0.21	ug/L		12/07/20 12:38	1
1,1,2,2-Tetrachloroethane	0.80	U	1.0	0.80	0.21	ug/L		12/07/20 12:38	1
Tetrachloroethene	0.40	U	1.0	0.40	0.20	ug/L		12/07/20 12:38	1
Toluene	0.40	U	1.0	0.40	0.17	ug/L		12/07/20 12:38	1
1,2,3-Trichlorobenzene	0.80	U	1.0	0.80	0.21	ug/L		12/07/20 12:38	1
1,1,1-Trichloroethane	0.40	U	1.0	0.40	0.16	ug/L		12/07/20 12:38	1
1,1,2-Trichloroethane	0.80	U	1.0	0.80	0.27	ug/L		12/07/20 12:38	1
Trichloroethene	0.40	U	1.0	0.40	0.16	ug/L		12/07/20 12:38	1
Trichlorofluoromethane	0.80	U Q	2.0	0.80	0.29	ug/L		12/07/20 12:38	1
1,2,4-Trichlorobenzene	0.80	U	1.0	0.80	0.21	ug/L		12/07/20 12:38	1
1,2,3-Trichloropropane	0.80	U	3.0	0.80	0.33	ug/L		12/07/20 12:38	1
1,2,4-Trimethylbenzene	0.40	U	1.0	0.40	0.15	ug/L		12/07/20 12:38	1
1,3,5-Trimethylbenzene	0.40	U	1.0	0.40	0.16	ug/L		12/07/20 12:38	1
Vinyl chloride	0.20	U	1.5	0.20	0.10	ug/L		12/07/20 12:38	1
o-Xylene	0.40	U	1.0	0.40	0.19	ug/L		12/07/20 12:38	1
m-Xylene & p-Xylene	0.80	U	2.0	0.80	0.15	ug/L		12/07/20 12:38	1
2-Chlorotoluene	0.40	U	1.0	0.40	0.17	ug/L		12/07/20 12:38	1

Surrogate	*%Recovery*	*Qualifier*	*Limits*	*Prepared*	*Analyzed*	*Dil Fac*
Toluene-d8 (Surr)	*99*		*89 - 112*		*12/07/20 12:38*	*1*
1,2-Dichloroethane-d4 (Surr)	*99*		*81 - 118*		*12/07/20 12:38*	*1*
4-Bromofluorobenzene (Surr)	*103*		*85 - 114*		*12/07/20 12:38*	*1*
Dibromofluoromethane (Surr)	*102*		*80 - 119*		*12/07/20 12:38*	*1*

Client Sample ID: V-S10A-241120-300 — **Lab Sample ID: 280-143187-9**
Date Collected: 11/24/20 13:45 — **Matrix: Solid**
Date Received: 11/25/20 17:10 — **Percent Solids: 96.3**

Analyte	Result	Qualifier	LOQ	LOD	DL	Unit	D	Analyzed	Dil Fac
Acetone	83	U Q	83	83	41	ug/Kg	☼	12/03/20 17:56	1
Benzene	0.46	U	5.8	0.46	0.17	ug/Kg	☼	12/03/20 17:56	1
Bromobenzene	1.9	U	5.8	1.9	0.57	ug/Kg	☼	12/03/20 17:56	1
Bromochloromethane	5.8	U J1	5.8	5.8	2.8	ug/Kg	☼	12/03/20 17:56	1
Bromodichloromethane	5.8	U	5.8	5.8	2.5	ug/Kg	☼	12/03/20 17:56	1
Bromoform	5.9	U	5.9	5.9	3.0	ug/Kg	☼	12/03/20 17:56	1
Bromomethane	3.7	U	12	3.7	1.6	ug/Kg	☼	12/03/20 17:56	1
2-Butanone (MEK)	15	U Q J1	23	15	4.5	ug/Kg	☼	12/03/20 17:56	1
n-Butylbenzene	1.9	U	5.8	1.9	0.65	ug/Kg	☼	12/03/20 17:56	1
sec-Butylbenzene	1.9	U	5.8	1.9	0.89	ug/Kg	☼	12/03/20 17:56	1
tert-Butylbenzene	1.9	U	5.8	1.9	0.58	ug/Kg	☼	12/03/20 17:56	1
Carbon disulfide	5.8	U Q	5.8	5.8	1.9	ug/Kg	☼	12/03/20 17:56	1
Carbon tetrachloride	5.8	U	5.8	5.8	2.3	ug/Kg	☼	12/03/20 17:56	1
Chlorobenzene	5.8	U	5.8	5.8	2.4	ug/Kg	☼	12/03/20 17:56	1
Chloroethane	7.4	U Q	12	7.4	2.3	ug/Kg	☼	12/03/20 17:56	1
Chloroform	0.93	U	12	0.93	0.34	ug/Kg	☼	12/03/20 17:56	1
Chloromethane	1.9	U Q	12	1.9	0.89	ug/Kg	☼	12/03/20 17:56	1
4-Chlorotoluene	0.93	U	5.8	0.93	0.42	ug/Kg	☼	12/03/20 17:56	1
Dibromochloromethane	5.8	U	5.8	5.8	2.6	ug/Kg	☼	12/03/20 17:56	1
1,2-Dibromo-3-Chloropropane	12	U	12	12	4.2	ug/Kg	☼	12/03/20 17:56	1
Dichlorodifluoromethane	7.4	U Q	12	7.4	3.2	ug/Kg	☼	12/03/20 17:56	1
Dibromomethane	0.93	U	5.8	0.93	0.37	ug/Kg	☼	12/03/20 17:56	1

Method: 8260B - Volatile Organic Compounds (GC/MS) (Continued)

Client Sample ID: V-S10A-241120-300
Date Collected: 11/24/20 13:45
Date Received: 11/25/20 17:10

Lab Sample ID: 280-143187-9
Matrix: Solid
Percent Solids: 96.3

Analyte	Result	Qualifier	LOQ	LOD	DL	Unit	D	Analyzed	Dil Fac
Ethylene Dibromide	1.9	U	5.8	1.9	0.60	ug/Kg	☼	12/03/20 17:56	1
1,2-Dichlorobenzene	5.8	U	5.8	5.8	2.2	ug/Kg	☼	12/03/20 17:56	1
1,3-Dichlorobenzene	1.9	U	5.8	1.9	0.56	ug/Kg	☼	12/03/20 17:56	1
1,4-Dichlorobenzene	0.93	U	5.8	0.93	0.28	ug/Kg	☼	12/03/20 17:56	1
1,1-Dichloroethane	0.93	U	5.8	0.93	0.24	ug/Kg	☼	12/03/20 17:56	1
1,2-Dichloroethane	1.9	U	5.8	1.9	0.81	ug/Kg	☼	12/03/20 17:56	1
1,1-Dichloroethene	1.9	U Q	5.8	1.9	0.68	ug/Kg	☼	12/03/20 17:56	1
1,2-Dichloroethene, Total	1.9	U Q	5.8	1.9	0.45	ug/Kg	☼	12/03/20 17:56	1
cis-1,2-Dichloroethene	0.93	U J1	5.8	0.93	0.23	ug/Kg	☼	12/03/20 17:56	1
trans-1,2-Dichloroethene	0.93	U Q	5.8	0.93	0.45	ug/Kg	☼	12/03/20 17:56	1
1,2-Dichloropropane	1.9	U M	5.8	1.9	0.64	ug/Kg	☼	12/03/20 17:56	1
1,3-Dichloropropane	0.46	U	5.8	0.46	0.20	ug/Kg	☼	12/03/20 17:56	1
2,2-Dichloropropane	1.9	U J1	5.8	1.9	0.51	ug/Kg	☼	12/03/20 17:56	1
1,1-Dichloropropene	0.46	U	5.8	0.46	0.19	ug/Kg	☼	12/03/20 17:56	1
cis-1,3-Dichloropropene	0.46	U Q	5.8	0.46	0.12	ug/Kg	☼	12/03/20 17:56	1
trans-1,3-Dichloropropene	0.23	U	5.8	0.23	0.096	ug/Kg	☼	12/03/20 17:56	1
Ethylbenzene	0.93	U	5.8	0.93	0.35	ug/Kg	☼	12/03/20 17:56	1
2-Hexanone	15	U	23	15	5.7	ug/Kg	☼	12/03/20 17:56	1
Hexachlorobutadiene	5.8	U Q	5.8	5.8	2.5	ug/Kg	☼	12/03/20 17:56	1
Isopropylbenzene	5.8	U	5.8	5.8	2.8	ug/Kg	☼	12/03/20 17:56	1
4-Isopropyltoluene	3.7	U	5.8	3.7	1.3	ug/Kg	☼	12/03/20 17:56	1
Methylene Chloride	3.7	U M Q	5.8	3.7	1.9	ug/Kg	☼	12/03/20 17:56	1
4-Methyl-2-pentanone (MIBK)	15	U	23	15	5.0	ug/Kg	☼	12/03/20 17:56	1
Methyl tert-butyl ether	7.4	U Q J1	23	7.4	2.4	ug/Kg	☼	12/03/20 17:56	1
Naphthalene	7.8	U	7.8	7.8	3.8	ug/Kg	☼	12/03/20 17:56	1
N-Propylbenzene	1.9	U	5.8	1.9	0.67	ug/Kg	☼	12/03/20 17:56	1
Styrene	0.93	U	5.8	0.93	0.32	ug/Kg	☼	12/03/20 17:56	1
1,1,1,2-Tetrachloroethane	5.8	U	5.8	5.8	2.6	ug/Kg	☼	12/03/20 17:56	1
1,1,2,2-Tetrachloroethane	0.93	U	5.8	0.93	0.33	ug/Kg	☼	12/03/20 17:56	1
Tetrachloroethene	5.8	U	5.8	5.8	2.2	ug/Kg	☼	12/03/20 17:56	1
Toluene	0.93	U	5.8	0.93	0.26	ug/Kg	☼	12/03/20 17:56	1
1,2,3-Trichlorobenzene	3.7	U Q	5.8	3.7	0.94	ug/Kg	☼	12/03/20 17:56	1
1,1,1-Trichloroethane	5.8	U	5.8	5.8	2.3	ug/Kg	☼	12/03/20 17:56	1
1,1,2-Trichloroethane	3.7	U	5.8	3.7	1.0	ug/Kg	☼	12/03/20 17:56	1
Trichloroethene	5.8	U	5.8	5.8	2.2	ug/Kg	☼	12/03/20 17:56	1
Trichlorofluoromethane	12	U	12	12	3.7	ug/Kg	☼	12/03/20 17:56	1
1,2,4-Trichlorobenzene	1.9	U	5.8	1.9	0.85	ug/Kg	☼	12/03/20 17:56	1
1,2,3-Trichloropropane	0.93	U	5.8	0.93	0.25	ug/Kg	☼	12/03/20 17:56	1
1,2,4-Trimethylbenzene	5.8	U	5.8	5.8	2.7	ug/Kg	☼	12/03/20 17:56	1
1,3,5-Trimethylbenzene	5.8	U	5.8	5.8	2.8	ug/Kg	☼	12/03/20 17:56	1
Vinyl chloride	3.7	U Q	5.8	3.7	1.6	ug/Kg	☼	12/03/20 17:56	1
o-Xylene	0.93	U	5.8	0.93	0.31	ug/Kg	☼	12/03/20 17:56	1
m-Xylene & p-Xylene	3.7	U	3.7	3.7	1.2	ug/Kg	☼	12/03/20 17:56	1
2-Chlorotoluene	1.9	U	5.8	1.9	0.59	ug/Kg	☼	12/03/20 17:56	1

Surrogate	*%Recovery*	*Qualifier*	*Limits*	*Prepared*	*Analyzed*	*Dil Fac*
Toluene-d8 (Surr)	*99*		*85 - 116*	*11/25/20 23:41*	*12/03/20 17:56*	*1*
1,2-Dichloroethane-d4 (Surr)	*109*		*71 - 136*	*11/25/20 23:41*	*12/03/20 17:56*	*1*
4-Bromofluorobenzene (Surr)	*112*		*79 - 119*	*11/25/20 23:41*	*12/03/20 17:56*	*1*
Dibromofluoromethane (Surr)	*96*		*78 - 119*	*11/25/20 23:41*	*12/03/20 17:56*	*1*

Method: 8260B - Volatile Organic Compounds (GC/MS)

Client Sample ID: TB-S10A-241120-03
Date Collected: 11/24/20 14:00
Date Received: 11/25/20 17:10

Lab Sample ID: 280-143187-11
Matrix: Water

Analyte	Result	Qualifier	LOQ	LOD	DL	Unit	D	Analyzed	Dil Fac
Acetone	6.4	U	10	6.4	1.9	ug/L		12/07/20 13:01	1
Benzene	0.40	U	1.0	0.40	0.16	ug/L		12/07/20 13:01	1
Bromobenzene	0.40	U	1.0	0.40	0.17	ug/L		12/07/20 13:01	1
Bromochloromethane	0.20	U	1.0	0.20	0.10	ug/L		12/07/20 13:01	1
Bromodichloromethane	0.40	U	1.0	0.40	0.17	ug/L		12/07/20 13:01	1
Bromoform	1.0	U	1.0	1.0	0.46	ug/L		12/07/20 13:01	1
Bromomethane	0.80	U M	2.0	0.80	0.21	ug/L		12/07/20 13:01	1
2-Butanone (MEK)	4.0	U	6.0	4.0	2.0	ug/L		12/07/20 13:01	1
n-Butylbenzene	0.80	U	1.0	0.80	0.14	ug/L		12/07/20 13:01	1
sec-Butylbenzene	0.40	U	1.0	0.40	0.17	ug/L		12/07/20 13:01	1
tert-Butylbenzene	0.40	U	1.0	0.40	0.16	ug/L		12/07/20 13:01	1
Carbon disulfide	0.80	U	2.0	0.80	0.17	ug/L		12/07/20 13:01	1
Carbon tetrachloride	0.40	U	2.0	0.40	0.19	ug/L		12/07/20 13:01	1
Chlorobenzene	0.40	U	1.0	0.40	0.17	ug/L		12/07/20 13:01	1
Chloroethane	1.6	U	2.0	1.6	0.41	ug/L		12/07/20 13:01	1
Chloroform	0.40	U	1.0	0.40	0.16	ug/L		12/07/20 13:01	1
Chloromethane	0.80	U	2.0	0.80	0.30	ug/L		12/07/20 13:01	1
4-Chlorotoluene	0.80	U	1.0	0.80	0.21	ug/L		12/07/20 13:01	1
Dibromochloromethane	0.40	U	1.0	0.40	0.17	ug/L		12/07/20 13:01	1
1,2-Dibromo-3-Chloropropane	1.6	U	5.0	1.6	0.47	ug/L		12/07/20 13:01	1
Dichlorodifluoromethane	0.80	U	2.0	0.80	0.31	ug/L		12/07/20 13:01	1
Dibromomethane	0.40	U	1.0	0.40	0.17	ug/L		12/07/20 13:01	1
Ethylene Dibromide	0.40	U	1.0	0.40	0.18	ug/L		12/07/20 13:01	1
1,2-Dichlorobenzene	0.40	U	1.0	0.40	0.15	ug/L		12/07/20 13:01	1
1,3-Dichlorobenzene	0.40	U	1.0	0.40	0.13	ug/L		12/07/20 13:01	1
1,4-Dichlorobenzene	0.40	U	1.0	0.40	0.16	ug/L		12/07/20 13:01	1
1,1-Dichloroethane	0.80	U	1.0	0.80	0.22	ug/L		12/07/20 13:01	1
1,2-Dichloroethane	0.40	U	1.0	0.40	0.13	ug/L		12/07/20 13:01	1
1,1-Dichloroethene	0.80	U	1.0	0.80	0.23	ug/L		12/07/20 13:01	1
1,2-Dichloroethene, Total	0.40	U	1.0	0.40	0.15	ug/L		12/07/20 13:01	1
cis-1,2-Dichloroethene	0.40	U	1.0	0.40	0.15	ug/L		12/07/20 13:01	1
trans-1,2-Dichloroethene	0.40	U	1.0	0.40	0.15	ug/L		12/07/20 13:01	1
1,2-Dichloropropane	0.40	U M	1.0	0.40	0.18	ug/L		12/07/20 13:01	1
1,3-Dichloropropane	0.20	U	1.0	0.20	0.090	ug/L		12/07/20 13:01	1
2,2-Dichloropropane	0.80	U	1.0	0.80	0.38	ug/L		12/07/20 13:01	1
1,1-Dichloropropene	0.40	U	1.0	0.40	0.19	ug/L		12/07/20 13:01	1
cis-1,3-Dichloropropene	0.40	U	1.0	0.40	0.16	ug/L		12/07/20 13:01	1
trans-1,3-Dichloropropene	0.40	U	1.0	0.40	0.19	ug/L		12/07/20 13:01	1
Ethylbenzene	0.40	U	1.0	0.40	0.16	ug/L		12/07/20 13:01	1
2-Hexanone	4.0	U	5.0	4.0	1.7	ug/L		12/07/20 13:01	1
Hexachlorobutadiene	0.80	U	1.0	0.80	0.36	ug/L		12/07/20 13:01	1
Isopropylbenzene	0.40	U	1.0	0.40	0.19	ug/L		12/07/20 13:01	1
4-Isopropyltoluene	0.40	U	1.0	0.40	0.20	ug/L		12/07/20 13:01	1
Methylene Chloride	2.0	U	5.0	2.0	0.94	ug/L		12/07/20 13:01	1
4-Methyl-2-pentanone (MIBK)	3.2	U	5.0	3.2	0.98	ug/L		12/07/20 13:01	1
Methyl tert-butyl ether	0.80	U	5.0	0.80	0.25	ug/L		12/07/20 13:01	1
Naphthalene	0.80	U	1.0	0.80	0.22	ug/L		12/07/20 13:01	1
N-Propylbenzene	0.40	U	1.0	0.40	0.16	ug/L		12/07/20 13:01	1
Styrene	0.80	U	1.0	0.80	0.36	ug/L		12/07/20 13:01	1

Method: 8260B - Volatile Organic Compounds (GC/MS) (Continued)

Client Sample ID: TB-S10A-241120-03 — **Lab Sample ID: 280-143187-11**
Date Collected: 11/24/20 14:00 — **Matrix: Water**
Date Received: 11/25/20 17:10

Analyte	Result	Qualifier	LOQ	LOD	DL	Unit	D	Analyzed	Dil Fac
1,1,1,2-Tetrachloroethane	0.80	U	1.0	0.80	0.21	ug/L		12/07/20 13:01	1
1,1,2,2-Tetrachloroethane	0.80	U	1.0	0.80	0.21	ug/L		12/07/20 13:01	1
Tetrachloroethene	0.40	U	1.0	0.40	0.20	ug/L		12/07/20 13:01	1
Toluene	0.40	U	1.0	0.40	0.17	ug/L		12/07/20 13:01	1
1,2,3-Trichlorobenzene	0.80	U	1.0	0.80	0.21	ug/L		12/07/20 13:01	1
1,1,1-Trichloroethane	0.40	U	1.0	0.40	0.16	ug/L		12/07/20 13:01	1
1,1,2-Trichloroethane	0.80	U	1.0	0.80	0.27	ug/L		12/07/20 13:01	1
Trichloroethene	0.40	U	1.0	0.40	0.16	ug/L		12/07/20 13:01	1
Trichlorofluoromethane	0.80	U Q	2.0	0.80	0.29	ug/L		12/07/20 13:01	1
1,2,4-Trichlorobenzene	0.80	U	1.0	0.80	0.21	ug/L		12/07/20 13:01	1
1,2,3-Trichloropropane	0.80	U	3.0	0.80	0.33	ug/L		12/07/20 13:01	1
1,2,4-Trimethylbenzene	0.40	U	1.0	0.40	0.15	ug/L		12/07/20 13:01	1
1,3,5-Trimethylbenzene	0.40	U	1.0	0.40	0.16	ug/L		12/07/20 13:01	1
Vinyl chloride	0.20	U	1.5	0.20	0.10	ug/L		12/07/20 13:01	1
o-Xylene	0.40	U	1.0	0.40	0.19	ug/L		12/07/20 13:01	1
m-Xylene & p-Xylene	0.80	U	2.0	0.80	0.15	ug/L		12/07/20 13:01	1
2-Chlorotoluene	0.40	U	1.0	0.40	0.17	ug/L		12/07/20 13:01	1

Surrogate	*%Recovery*	*Qualifier*	*Limits*	*Prepared*	*Analyzed*	*Dil Fac*
Toluene-d8 (Surr)	*100*		*89 - 112*		*12/07/20 13:01*	*1*
1,2-Dichloroethane-d4 (Surr)	*97*		*81 - 118*		*12/07/20 13:01*	*1*
4-Bromofluorobenzene (Surr)	*103*		*85 - 114*		*12/07/20 13:01*	*1*
Dibromofluoromethane (Surr)	*100*		*80 - 119*		*12/07/20 13:01*	*1*

Client Sample ID: V-S10A-241120-310 — **Lab Sample ID: 280-143187-12**
Date Collected: 11/24/20 15:40 — **Matrix: Solid**
Date Received: 11/25/20 17:10 — **Percent Solids: 97.1**

Analyte	Result	Qualifier	LOQ	LOD	DL	Unit	D	Analyzed	Dil Fac
Acetone	74	U Q	74	74	37	ug/Kg	☼	12/03/20 20:31	1
Benzene	0.41	U	5.1	0.41	0.16	ug/Kg	☼	12/03/20 20:31	1
Bromobenzene	1.6	U	5.1	1.6	0.50	ug/Kg	☼	12/03/20 20:31	1
Bromochloromethane	5.1	U	5.1	5.1	2.5	ug/Kg	☼	12/03/20 20:31	1
Bromodichloromethane	5.1	U	5.1	5.1	2.2	ug/Kg	☼	12/03/20 20:31	1
Bromoform	5.2	U	5.2	5.2	2.6	ug/Kg	☼	12/03/20 20:31	1
Bromomethane	3.3	U	10	3.3	1.4	ug/Kg	☼	12/03/20 20:31	1
2-Butanone (MEK)	13	U M Q	21	13	4.0	ug/Kg	☼	12/03/20 20:31	1
n-Butylbenzene	1.6	U	5.1	1.6	0.58	ug/Kg	☼	12/03/20 20:31	1
sec-Butylbenzene	1.6	U	5.1	1.6	0.79	ug/Kg	☼	12/03/20 20:31	1
tert-Butylbenzene	1.6	U	5.1	1.6	0.51	ug/Kg	☼	12/03/20 20:31	1
Carbon disulfide	5.1	U Q	5.1	5.1	1.7	ug/Kg	☼	12/03/20 20:31	1
Carbon tetrachloride	5.1	U	5.1	5.1	2.1	ug/Kg	☼	12/03/20 20:31	1
Chlorobenzene	5.1	U	5.1	5.1	2.1	ug/Kg	☼	12/03/20 20:31	1
Chloroethane	6.6	U Q	10	6.6	2.0	ug/Kg	☼	12/03/20 20:31	1
Chloroform	0.82	U	10	0.82	0.30	ug/Kg	☼	12/03/20 20:31	1
Chloromethane	1.6	U Q	10	1.6	0.79	ug/Kg	☼	12/03/20 20:31	1
4-Chlorotoluene	0.82	U	5.1	0.82	0.37	ug/Kg	☼	12/03/20 20:31	1
Dibromochloromethane	5.1	U	5.1	5.1	2.3	ug/Kg	☼	12/03/20 20:31	1
1,2-Dibromo-3-Chloropropane	10	U	10	10	3.8	ug/Kg	☼	12/03/20 20:31	1
Dichlorodifluoromethane	6.6	U Q	10	6.6	2.8	ug/Kg	☼	12/03/20 20:31	1
Dibromomethane	0.82	U	5.1	0.82	0.33	ug/Kg	☼	12/03/20 20:31	1

Method: 8260B - Volatile Organic Compounds (GC/MS) (Continued)

Client Sample ID: V-S10A-241120-310
Date Collected: 11/24/20 15:40
Date Received: 11/25/20 17:10

Lab Sample ID: 280-143187-12
Matrix: Solid
Percent Solids: 97.1

Analyte	Result	Qualifier	LOQ	LOD	DL	Unit	D	Analyzed	Dil Fac
Ethylene Dibromide	1.6	U	5.1	1.6	0.53	ug/Kg	☼	12/03/20 20:31	1
1,2-Dichlorobenzene	5.1	U	5.1	5.1	1.9	ug/Kg	☼	12/03/20 20:31	1
1,3-Dichlorobenzene	1.6	U	5.1	1.6	0.49	ug/Kg	☼	12/03/20 20:31	1
1,4-Dichlorobenzene	0.82	U	5.1	0.82	0.25	ug/Kg	☼	12/03/20 20:31	1
1,1-Dichloroethane	0.82	U	5.1	0.82	0.22	ug/Kg	☼	12/03/20 20:31	1
1,2-Dichloroethane	1.6	U	5.1	1.6	0.72	ug/Kg	☼	12/03/20 20:31	1
1,1-Dichloroethene	1.6	U Q	5.1	1.6	0.61	ug/Kg	☼	12/03/20 20:31	1
1,2-Dichloroethene, Total	1.6	U Q	5.1	1.6	0.40	ug/Kg	☼	12/03/20 20:31	1
cis-1,2-Dichloroethene	0.82	U	5.1	0.82	0.21	ug/Kg	☼	12/03/20 20:31	1
trans-1,2-Dichloroethene	0.82	U Q	5.1	0.82	0.40	ug/Kg	☼	12/03/20 20:31	1
1,2-Dichloropropane	1.6	U M	5.1	1.6	0.57	ug/Kg	☼	12/03/20 20:31	1
1,3-Dichloropropane	0.41	U	5.1	0.41	0.18	ug/Kg	☼	12/03/20 20:31	1
2,2-Dichloropropane	1.6	U	5.1	1.6	0.45	ug/Kg	☼	12/03/20 20:31	1
1,1-Dichloropropene	0.41	U	5.1	0.41	0.17	ug/Kg	☼	12/03/20 20:31	1
cis-1,3-Dichloropropene	0.41	U Q	5.1	0.41	0.10	ug/Kg	☼	12/03/20 20:31	1
trans-1,3-Dichloropropene	0.21	U	5.1	0.21	0.085	ug/Kg	☼	12/03/20 20:31	1
Ethylbenzene	0.82	U	5.1	0.82	0.31	ug/Kg	☼	12/03/20 20:31	1
2-Hexanone	13	U	21	13	5.0	ug/Kg	☼	12/03/20 20:31	1
Hexachlorobutadiene	5.1	U Q	5.1	5.1	2.2	ug/Kg	☼	12/03/20 20:31	1
Isopropylbenzene	5.1	U	5.1	5.1	2.5	ug/Kg	☼	12/03/20 20:31	1
4-Isopropyltoluene	3.3	U	5.1	3.3	1.2	ug/Kg	☼	12/03/20 20:31	1
Methylene Chloride	3.3	U M Q	5.1	3.3	1.6	ug/Kg	☼	12/03/20 20:31	1
4-Methyl-2-pentanone (MIBK)	13	U	21	13	4.5	ug/Kg	☼	12/03/20 20:31	1
Methyl tert-butyl ether	6.6	U Q	21	6.6	2.2	ug/Kg	☼	12/03/20 20:31	1
Naphthalene	6.9	U	6.9	6.9	3.4	ug/Kg	☼	12/03/20 20:31	1
N-Propylbenzene	1.6	U	5.1	1.6	0.60	ug/Kg	☼	12/03/20 20:31	1
Styrene	0.82	U	5.1	0.82	0.29	ug/Kg	☼	12/03/20 20:31	1
1,1,1,2-Tetrachloroethane	5.1	U	5.1	5.1	2.3	ug/Kg	☼	12/03/20 20:31	1
1,1,2,2-Tetrachloroethane	0.82	U	5.1	0.82	0.29	ug/Kg	☼	12/03/20 20:31	1
Tetrachloroethene	5.1	U	5.1	5.1	2.0	ug/Kg	☼	12/03/20 20:31	1
Toluene	0.82	U	5.1	0.82	0.23	ug/Kg	☼	12/03/20 20:31	1
1,2,3-Trichlorobenzene	3.3	U Q	5.1	3.3	0.83	ug/Kg	☼	12/03/20 20:31	1
1,1,1-Trichloroethane	5.1	U	5.1	5.1	2.0	ug/Kg	☼	12/03/20 20:31	1
1,1,2-Trichloroethane	3.3	U	5.1	3.3	0.90	ug/Kg	☼	12/03/20 20:31	1
Trichloroethene	5.1	U	5.1	5.1	2.0	ug/Kg	☼	12/03/20 20:31	1
Trichlorofluoromethane	10	U	10	10	3.3	ug/Kg	☼	12/03/20 20:31	1
1,2,4-Trichlorobenzene	1.6	U	5.1	1.6	0.75	ug/Kg	☼	12/03/20 20:31	1
1,2,3-Trichloropropane	0.82	U	5.1	0.82	0.22	ug/Kg	☼	12/03/20 20:31	1
1,2,4-Trimethylbenzene	5.1	U	5.1	5.1	2.4	ug/Kg	☼	12/03/20 20:31	1
1,3,5-Trimethylbenzene	5.1	U	5.1	5.1	2.5	ug/Kg	☼	12/03/20 20:31	1
Vinyl chloride	3.3	U Q	5.1	3.3	1.4	ug/Kg	☼	12/03/20 20:31	1
o-Xylene	0.82	U	5.1	0.82	0.27	ug/Kg	☼	12/03/20 20:31	1
m-Xylene & p-Xylene	3.3	U	3.3	3.3	1.1	ug/Kg	☼	12/03/20 20:31	1
2-Chlorotoluene	1.6	U	5.1	1.6	0.52	ug/Kg	☼	12/03/20 20:31	1

Surrogate	*%Recovery*	*Qualifier*	*Limits*	*Prepared*	*Analyzed*	*Dil Fac*
Toluene-d8 (Surr)	*102*		*85 - 116*	*11/25/20 23:41*	*12/03/20 20:31*	*1*
1,2-Dichloroethane-d4 (Surr)	*104*		*71 - 136*	*11/25/20 23:41*	*12/03/20 20:31*	*1*
4-Bromofluorobenzene (Surr)	*105*		*79 - 119*	*11/25/20 23:41*	*12/03/20 20:31*	*1*
Dibromofluoromethane (Surr)	*95*		*78 - 119*	*11/25/20 23:41*	*12/03/20 20:31*	*1*

Method: 8260B - Volatile Organic Compounds (GC/MS)

Client Sample ID: V-S10A-241120-291
Date Collected: 11/24/20 12:00
Date Received: 11/25/20 17:10

Lab Sample ID: 280-143187-14
Matrix: Solid
Percent Solids: 98.6

Analyte	Result	Qualifier	LOQ	LOD	DL	Unit	D	Analyzed	Dil Fac
Acetone	70	U Q	70	70	34	ug/Kg	☼	12/03/20 20:53	1
Benzene	0.39	U	4.8	0.39	0.15	ug/Kg	☼	12/03/20 20:53	1
Bromobenzene	1.5	U	4.8	1.5	0.47	ug/Kg	☼	12/03/20 20:53	1
Bromochloromethane	4.8	U	4.8	4.8	2.4	ug/Kg	☼	12/03/20 20:53	1
Bromodichloromethane	4.8	U	4.8	4.8	2.1	ug/Kg	☼	12/03/20 20:53	1
Bromoform	4.9	U	4.9	4.9	2.5	ug/Kg	☼	12/03/20 20:53	1
Bromomethane	3.1	U	9.7	3.1	1.3	ug/Kg	☼	12/03/20 20:53	1
2-Butanone (MEK)	12	U Q	19	12	3.8	ug/Kg	☼	12/03/20 20:53	1
n-Butylbenzene	1.5	U	4.8	1.5	0.54	ug/Kg	☼	12/03/20 20:53	1
sec-Butylbenzene	1.5	U	4.8	1.5	0.74	ug/Kg	☼	12/03/20 20:53	1
tert-Butylbenzene	1.5	U	4.8	1.5	0.48	ug/Kg	☼	12/03/20 20:53	1
Carbon disulfide	4.8	U Q	4.8	4.8	1.6	ug/Kg	☼	12/03/20 20:53	1
Carbon tetrachloride	4.8	U	4.8	4.8	1.9	ug/Kg	☼	12/03/20 20:53	1
Chlorobenzene	4.8	U	4.8	4.8	2.0	ug/Kg	☼	12/03/20 20:53	1
Chloroethane	6.2	U Q	9.7	6.2	1.9	ug/Kg	☼	12/03/20 20:53	1
Chloroform	0.77	U	9.7	0.77	0.28	ug/Kg	☼	12/03/20 20:53	1
Chloromethane	1.5	U Q	9.7	1.5	0.74	ug/Kg	☼	12/03/20 20:53	1
4-Chlorotoluene	0.77	U	4.8	0.77	0.35	ug/Kg	☼	12/03/20 20:53	1
Dibromochloromethane	4.8	U	4.8	4.8	2.2	ug/Kg	☼	12/03/20 20:53	1
1,2-Dibromo-3-Chloropropane	9.7	U	9.7	9.7	3.5	ug/Kg	☼	12/03/20 20:53	1
Dichlorodifluoromethane	6.2	U Q	9.7	6.2	2.6	ug/Kg	☼	12/03/20 20:53	1
Dibromomethane	0.77	U	4.8	0.77	0.31	ug/Kg	☼	12/03/20 20:53	1
Ethylene Dibromide	1.5	U	4.8	1.5	0.50	ug/Kg	☼	12/03/20 20:53	1
1,2-Dichlorobenzene	4.8	U	4.8	4.8	1.8	ug/Kg	☼	12/03/20 20:53	1
1,3-Dichlorobenzene	1.5	U	4.8	1.5	0.46	ug/Kg	☼	12/03/20 20:53	1
1,4-Dichlorobenzene	0.77	U	4.8	0.77	0.24	ug/Kg	☼	12/03/20 20:53	1
1,1-Dichloroethane	0.77	U	4.8	0.77	0.20	ug/Kg	☼	12/03/20 20:53	1
1,2-Dichloroethane	1.5	U	4.8	1.5	0.68	ug/Kg	☼	12/03/20 20:53	1
1,1-Dichloroethene	1.5	U Q	4.8	1.5	0.57	ug/Kg	☼	12/03/20 20:53	1
1,2-Dichloroethene, Total	1.5	U Q	4.8	1.5	0.38	ug/Kg	☼	12/03/20 20:53	1
cis-1,2-Dichloroethene	0.77	U	4.8	0.77	0.19	ug/Kg	☼	12/03/20 20:53	1
trans-1,2-Dichloroethene	0.77	U Q	4.8	0.77	0.38	ug/Kg	☼	12/03/20 20:53	1
1,2-Dichloropropane	1.5	U M	4.8	1.5	0.53	ug/Kg	☼	12/03/20 20:53	1
1,3-Dichloropropane	0.39	U	4.8	0.39	0.17	ug/Kg	☼	12/03/20 20:53	1
2,2-Dichloropropane	1.5	U	4.8	1.5	0.43	ug/Kg	☼	12/03/20 20:53	1
1,1-Dichloropropene	0.39	U	4.8	0.39	0.16	ug/Kg	☼	12/03/20 20:53	1
cis-1,3-Dichloropropene	0.39	U Q	4.8	0.39	0.097	ug/Kg	☼	12/03/20 20:53	1
trans-1,3-Dichloropropene	0.19	U	4.8	0.19	0.080	ug/Kg	☼	12/03/20 20:53	1
Ethylbenzene	0.77	U	4.8	0.77	0.29	ug/Kg	☼	12/03/20 20:53	1
2-Hexanone	12	U M	19	12	4.7	ug/Kg	☼	12/03/20 20:53	1
Hexachlorobutadiene	4.8	U Q	4.8	4.8	2.1	ug/Kg	☼	12/03/20 20:53	1
Isopropylbenzene	4.8	U	4.8	4.8	2.3	ug/Kg	☼	12/03/20 20:53	1
4-Isopropyltoluene	3.1	U	4.8	3.1	1.1	ug/Kg	☼	12/03/20 20:53	1
Methylene Chloride	3.1	U M Q	4.8	3.1	1.5	ug/Kg	☼	12/03/20 20:53	1
4-Methyl-2-pentanone (MIBK)	12	U M	19	12	4.2	ug/Kg	☼	12/03/20 20:53	1
Methyl tert-butyl ether	6.2	U Q	19	6.2	2.0	ug/Kg	☼	12/03/20 20:53	1
Naphthalene	6.5	U	6.5	6.5	3.2	ug/Kg	☼	12/03/20 20:53	1
N-Propylbenzene	1.5	U	4.8	1.5	0.56	ug/Kg	☼	12/03/20 20:53	1
Styrene	0.77	U	4.8	0.77	0.27	ug/Kg	☼	12/03/20 20:53	1

Method: 8260B - Volatile Organic Compounds (GC/MS) (Continued)

Client Sample ID: V-S10A-241120-291 — **Lab Sample ID: 280-143187-14**
Date Collected: 11/24/20 12:00 — **Matrix: Solid**
Date Received: 11/25/20 17:10 — **Percent Solids: 98.6**

Analyte	Result	Qualifier	LOQ	LOD	DL	Unit	D	Analyzed	Dil Fac
1,1,1,2-Tetrachloroethane	4.8	U	4.8	4.8	2.1	ug/Kg	☼	12/03/20 20:53	1
1,1,2,2-Tetrachloroethane	0.77	U	4.8	0.77	0.28	ug/Kg	☼	12/03/20 20:53	1
Tetrachloroethene	4.8	U	4.8	4.8	1.8	ug/Kg	☼	12/03/20 20:53	1
Toluene	0.77	U	4.8	0.77	0.22	ug/Kg	☼	12/03/20 20:53	1
1,2,3-Trichlorobenzene	3.1	U Q	4.8	3.1	0.78	ug/Kg	☼	12/03/20 20:53	1
1,1,1-Trichloroethane	4.8	U	4.8	4.8	1.9	ug/Kg	☼	12/03/20 20:53	1
1,1,2-Trichloroethane	3.1	U	4.8	3.1	0.85	ug/Kg	☼	12/03/20 20:53	1
Trichloroethene	4.8	U	4.8	4.8	1.8	ug/Kg	☼	12/03/20 20:53	1
Trichlorofluoromethane	9.7	U	9.7	9.7	3.1	ug/Kg	☼	12/03/20 20:53	1
1,2,4-Trichlorobenzene	1.5	U	4.8	1.5	0.71	ug/Kg	☼	12/03/20 20:53	1
1,2,3-Trichloropropane	0.77	U	4.8	0.77	0.21	ug/Kg	☼	12/03/20 20:53	1
1,2,4-Trimethylbenzene	4.8	U	4.8	4.8	2.2	ug/Kg	☼	12/03/20 20:53	1
1,3,5-Trimethylbenzene	4.8	U	4.8	4.8	2.3	ug/Kg	☼	12/03/20 20:53	1
Vinyl chloride	3.1	U Q	4.8	3.1	1.3	ug/Kg	☼	12/03/20 20:53	1
o-Xylene	0.77	U	4.8	0.77	0.26	ug/Kg	☼	12/03/20 20:53	1
m-Xylene & p-Xylene	3.1	U	3.1	3.1	1.0	ug/Kg	☼	12/03/20 20:53	1
2-Chlorotoluene	1.5	U	4.8	1.5	0.49	ug/Kg	☼	12/03/20 20:53	1

Surrogate	*%Recovery*	*Qualifier*	*Limits*	*Prepared*	*Analyzed*	*Dil Fac*
Toluene-d8 (Surr)	*105*		*85 - 116*	*11/25/20 23:41*	*12/03/20 20:53*	*1*
1,2-Dichloroethane-d4 (Surr)	*112*		*71 - 136*	*11/25/20 23:41*	*12/03/20 20:53*	*1*
4-Bromofluorobenzene (Surr)	*107*		*79 - 119*	*11/25/20 23:41*	*12/03/20 20:53*	*1*
Dibromofluoromethane (Surr)	*115*		*78 - 119*	*11/25/20 23:41*	*12/03/20 20:53*	*1*

Client Sample ID: V-S10A-241125-291 — **Lab Sample ID: 280-143187-16**
Date Collected: 11/24/20 12:00 — **Matrix: Solid**
Date Received: 11/25/20 17:10 — **Percent Solids: 97.8**

Analyte	Result	Qualifier	LOQ	LOD	DL	Unit	D	Analyzed	Dil Fac
Acetone	67	U Q	67	67	33	ug/Kg	☼	12/03/20 21:15	1
Benzene	0.37	U	4.6	0.37	0.14	ug/Kg	☼	12/03/20 21:15	1
Bromobenzene	1.5	U	4.6	1.5	0.45	ug/Kg	☼	12/03/20 21:15	1
Bromochloromethane	4.6	U	4.6	4.6	2.3	ug/Kg	☼	12/03/20 21:15	1
Bromodichloromethane	4.6	U	4.6	4.6	2.0	ug/Kg	☼	12/03/20 21:15	1
Bromoform	4.7	U	4.7	4.7	2.4	ug/Kg	☼	12/03/20 21:15	1
Bromomethane	3.0	U	9.3	3.0	1.3	ug/Kg	☼	12/03/20 21:15	1
2-Butanone (MEK)	12	U Q	19	12	3.6	ug/Kg	☼	12/03/20 21:15	1
n-Butylbenzene	1.5	U	4.6	1.5	0.52	ug/Kg	☼	12/03/20 21:15	1
sec-Butylbenzene	1.5	U	4.6	1.5	0.71	ug/Kg	☼	12/03/20 21:15	1
tert-Butylbenzene	1.5	U	4.6	1.5	0.46	ug/Kg	☼	12/03/20 21:15	1
Carbon disulfide	4.6	U Q	4.6	4.6	1.5	ug/Kg	☼	12/03/20 21:15	1
Carbon tetrachloride	4.6	U	4.6	4.6	1.9	ug/Kg	☼	12/03/20 21:15	1
Chlorobenzene	4.6	U	4.6	4.6	1.9	ug/Kg	☼	12/03/20 21:15	1
Chloroethane	5.9	U Q	9.3	5.9	1.8	ug/Kg	☼	12/03/20 21:15	1
Chloroform	0.74	U	9.3	0.74	0.27	ug/Kg	☼	12/03/20 21:15	1
Chloromethane	1.5	U Q	9.3	1.5	0.71	ug/Kg	☼	12/03/20 21:15	1
4-Chlorotoluene	0.74	U	4.6	0.74	0.33	ug/Kg	☼	12/03/20 21:15	1
Dibromochloromethane	4.6	U	4.6	4.6	2.1	ug/Kg	☼	12/03/20 21:15	1
1,2-Dibromo-3-Chloropropane	9.3	U	9.3	9.3	3.4	ug/Kg	☼	12/03/20 21:15	1
Dichlorodifluoromethane	5.9	U Q	9.3	5.9	2.5	ug/Kg	☼	12/03/20 21:15	1
Dibromomethane	0.74	U	4.6	0.74	0.29	ug/Kg	☼	12/03/20 21:15	1

Method: 8260B - Volatile Organic Compounds (GC/MS) (Continued)

Client Sample ID: V-S10A-241125-291
Date Collected: 11/24/20 12:00
Date Received: 11/25/20 17:10

Lab Sample ID: 280-143187-16
Matrix: Solid
Percent Solids: 97.8

Analyte	Result	Qualifier	LOQ	LOD	DL	Unit	D	Analyzed	Dil Fac
Ethylene Dibromide	1.5	U	4.6	1.5	0.48	ug/Kg	☼	12/03/20 21:15	1
1,2-Dichlorobenzene	4.6	U	4.6	4.6	1.7	ug/Kg	☼	12/03/20 21:15	1
1,3-Dichlorobenzene	1.5	U	4.6	1.5	0.45	ug/Kg	☼	12/03/20 21:15	1
1,4-Dichlorobenzene	0.74	U	4.6	0.74	0.23	ug/Kg	☼	12/03/20 21:15	1
1,1-Dichloroethane	0.74	U	4.6	0.74	0.19	ug/Kg	☼	12/03/20 21:15	1
1,2-Dichloroethane	1.5	U	4.6	1.5	0.65	ug/Kg	☼	12/03/20 21:15	1
1,1-Dichloroethene	1.5	U Q	4.6	1.5	0.55	ug/Kg	☼	12/03/20 21:15	1
1,2-Dichloroethene, Total	1.5	U Q	4.6	1.5	0.36	ug/Kg	☼	12/03/20 21:15	1
cis-1,2-Dichloroethene	0.74	U	4.6	0.74	0.19	ug/Kg	☼	12/03/20 21:15	1
trans-1,2-Dichloroethene	0.74	U Q	4.6	0.74	0.36	ug/Kg	☼	12/03/20 21:15	1
1,2-Dichloropropane	1.5	U M	4.6	1.5	0.51	ug/Kg	☼	12/03/20 21:15	1
1,3-Dichloropropane	0.37	U	4.6	0.37	0.16	ug/Kg	☼	12/03/20 21:15	1
2,2-Dichloropropane	1.5	U	4.6	1.5	0.41	ug/Kg	☼	12/03/20 21:15	1
1,1-Dichloropropene	0.37	U	4.6	0.37	0.15	ug/Kg	☼	12/03/20 21:15	1
cis-1,3-Dichloropropene	0.37	U Q	4.6	0.37	0.093	ug/Kg	☼	12/03/20 21:15	1
trans-1,3-Dichloropropene	0.19	U	4.6	0.19	0.077	ug/Kg	☼	12/03/20 21:15	1
Ethylbenzene	0.74	U	4.6	0.74	0.28	ug/Kg	☼	12/03/20 21:15	1
2-Hexanone	12	U M	19	12	4.5	ug/Kg	☼	12/03/20 21:15	1
Hexachlorobutadiene	4.6	U Q	4.6	4.6	2.0	ug/Kg	☼	12/03/20 21:15	1
Isopropylbenzene	4.6	U	4.6	4.6	2.2	ug/Kg	☼	12/03/20 21:15	1
4-Isopropyltoluene	3.0	U	4.6	3.0	1.1	ug/Kg	☼	12/03/20 21:15	1
Methylene Chloride	3.0	U M Q	4.6	3.0	1.5	ug/Kg	☼	12/03/20 21:15	1
4-Methyl-2-pentanone (MIBK)	12	U M	19	12	4.0	ug/Kg	☼	12/03/20 21:15	1
Methyl tert-butyl ether	5.9	U Q	19	5.9	2.0	ug/Kg	☼	12/03/20 21:15	1
Naphthalene	6.2	U	6.2	6.2	3.1	ug/Kg	☼	12/03/20 21:15	1
N-Propylbenzene	1.5	U	4.6	1.5	0.54	ug/Kg	☼	12/03/20 21:15	1
Styrene	0.74	U	4.6	0.74	0.26	ug/Kg	☼	12/03/20 21:15	1
1,1,1,2-Tetrachloroethane	4.6	U	4.6	4.6	2.1	ug/Kg	☼	12/03/20 21:15	1
1,1,2,2-Tetrachloroethane	0.74	U	4.6	0.74	0.26	ug/Kg	☼	12/03/20 21:15	1
Tetrachloroethene	4.6	U	4.6	4.6	1.8	ug/Kg	☼	12/03/20 21:15	1
Toluene	0.74	U	4.6	0.74	0.21	ug/Kg	☼	12/03/20 21:15	1
1,2,3-Trichlorobenzene	3.0	U Q	4.6	3.0	0.75	ug/Kg	☼	12/03/20 21:15	1
1,1,1-Trichloroethane	4.6	U	4.6	4.6	1.8	ug/Kg	☼	12/03/20 21:15	1
1,1,2-Trichloroethane	3.0	U	4.6	3.0	0.82	ug/Kg	☼	12/03/20 21:15	1
Trichloroethene	4.6	U	4.6	4.6	1.8	ug/Kg	☼	12/03/20 21:15	1
Trichlorofluoromethane	9.3	U	9.3	9.3	3.0	ug/Kg	☼	12/03/20 21:15	1
1,2,4-Trichlorobenzene	1.5	U	4.6	1.5	0.68	ug/Kg	☼	12/03/20 21:15	1
1,2,3-Trichloropropane	0.74	U	4.6	0.74	0.20	ug/Kg	☼	12/03/20 21:15	1
1,2,4-Trimethylbenzene	4.6	U	4.6	4.6	2.1	ug/Kg	☼	12/03/20 21:15	1
1,3,5-Trimethylbenzene	4.6	U	4.6	4.6	2.2	ug/Kg	☼	12/03/20 21:15	1
Vinyl chloride	3.0	U Q	4.6	3.0	1.2	ug/Kg	☼	12/03/20 21:15	1
o-Xylene	0.74	U	4.6	0.74	0.25	ug/Kg	☼	12/03/20 21:15	1
m-Xylene & p-Xylene	3.0	U	3.0	3.0	0.96	ug/Kg	☼	12/03/20 21:15	1
2-Chlorotoluene	1.5	U	4.6	1.5	0.47	ug/Kg	☼	12/03/20 21:15	1

Surrogate	*%Recovery*	*Qualifier*	*Limits*	*Prepared*	*Analyzed*	*Dil Fac*
Toluene-d8 (Surr)	*94*		*85 - 116*	*11/25/20 23:41*	*12/03/20 21:15*	*1*
1,2-Dichloroethane-d4 (Surr)	*106*		*71 - 136*	*11/25/20 23:41*	*12/03/20 21:15*	*1*
4-Bromofluorobenzene (Surr)	*114*		*79 - 119*	*11/25/20 23:41*	*12/03/20 21:15*	*1*
Dibromofluoromethane (Surr)	*95*		*78 - 119*	*11/25/20 23:41*	*12/03/20 21:15*	*1*

Method: 8015D GRO - Gasoline Range Organics (GRO)

Client Sample ID: TB-S10A-241120-01 — **Lab Sample ID: 280-143187-1**
Date Collected: 11/24/20 14:00 — **Matrix: Water**
Date Received: 11/25/20 17:10

Analyte	Result	Qualifier	LOQ	LOD	DL	Unit	D	Analyzed	Dil Fac
Gasoline Range Organics (GRO)-C6-C10	25	U	25	25	10	ug/L		11/29/20 20:08	1

Surrogate	*%Recovery*	*Qualifier*	*Limits*	*Prepared*	*Analyzed*	*Dil Fac*
a,a,a-Trifluorotoluene	*91*		*82 - 110*		*11/29/20 20:08*	*1*

Client Sample ID: P-S10A-241120-280 — **Lab Sample ID: 280-143187-3**
Date Collected: 11/24/20 08:15 — **Matrix: Solid**
Date Received: 11/25/20 17:10 — **Percent Solids: 88.0**

Analyte	Result	Qualifier	LOQ	LOD	DL	Unit	D	Analyzed	Dil Fac
Gasoline Range Organics (GRO)-C6-C10	2.1	U	2.1	2.1	0.81	mg/Kg	☼	12/05/20 01:34	1

Surrogate	*%Recovery*	*Qualifier*	*Limits*	*Prepared*	*Analyzed*	*Dil Fac*
a,a,a-Trifluorotoluene (Surr)	*95*		*77 - 123*	*11/25/20 18:23*	*12/05/20 01:34*	*1*

Client Sample ID: P-S10A-241120-281 — **Lab Sample ID: 280-143187-5**
Date Collected: 11/24/20 08:30 — **Matrix: Solid**
Date Received: 11/25/20 17:10 — **Percent Solids: 91.7**

Analyte	Result	Qualifier	LOQ	LOD	DL	Unit	D	Analyzed	Dil Fac
Gasoline Range Organics (GRO)-C6-C10	2.2	U	2.2	2.2	0.82	mg/Kg	☼	12/05/20 01:58	1

Surrogate	*%Recovery*	*Qualifier*	*Limits*	*Prepared*	*Analyzed*	*Dil Fac*
a,a,a-Trifluorotoluene (Surr)	*96*		*77 - 123*	*11/25/20 18:23*	*12/05/20 01:58*	*1*

Client Sample ID: P-S10A-241120-320 — **Lab Sample ID: 280-143187-7**
Date Collected: 11/24/20 17:20 — **Matrix: Solid**
Date Received: 11/25/20 17:10 — **Percent Solids: 97.0**

Analyte	Result	Qualifier	LOQ	LOD	DL	Unit	D	Analyzed	Dil Fac
Gasoline Range Organics (GRO)-C6-C10	2.2	U	2.2	2.2	0.85	mg/Kg	☼	12/05/20 02:23	1

Surrogate	*%Recovery*	*Qualifier*	*Limits*	*Prepared*	*Analyzed*	*Dil Fac*
a,a,a-Trifluorotoluene (Surr)	*93*		*77 - 123*	*11/25/20 18:23*	*12/05/20 02:23*	*1*

Client Sample ID: TB-S10A-241120-02 — **Lab Sample ID: 280-143187-8**
Date Collected: 11/24/20 14:00 — **Matrix: Water**
Date Received: 11/25/20 17:10

Analyte	Result	Qualifier	LOQ	LOD	DL	Unit	D	Analyzed	Dil Fac
Gasoline Range Organics (GRO)-C6-C10	25	U	25	25	10	ug/L		11/29/20 20:31	1

Surrogate	*%Recovery*	*Qualifier*	*Limits*	*Prepared*	*Analyzed*	*Dil Fac*
a,a,a-Trifluorotoluene	*89*		*82 - 110*		*11/29/20 20:31*	*1*

Client Sample ID: P-S10A-241120-300 — **Lab Sample ID: 280-143187-10**
Date Collected: 11/24/20 13:45 — **Matrix: Solid**
Date Received: 11/25/20 17:10 — **Percent Solids: 96.7**

Analyte	Result	Qualifier	LOQ	LOD	DL	Unit	D	Analyzed	Dil Fac
Gasoline Range Organics (GRO)-C6-C10	2.3	U	2.3	2.3	0.86	mg/Kg	☼	12/05/20 02:47	1

Surrogate	*%Recovery*	*Qualifier*	*Limits*	*Prepared*	*Analyzed*	*Dil Fac*
a,a,a-Trifluorotoluene (Surr)	*95*		*77 - 123*	*11/25/20 18:23*	*12/05/20 02:47*	*1*

Method: 8015D GRO - Gasoline Range Organics (GRO)

Client Sample ID: TB-S10A-241120-03 — **Lab Sample ID: 280-143187-11**
Date Collected: 11/24/20 14:00 — **Matrix: Water**
Date Received: 11/25/20 17:10

Analyte	Result	Qualifier	LOQ	LOD	DL	Unit	D	Analyzed	Dil Fac
Gasoline Range Organics (GRO)-C6-C10	25	U	25	25	10	ug/L		11/29/20 20:54	1

Surrogate	*%Recovery*	*Qualifier*	*Limits*	*Prepared*	*Analyzed*	*Dil Fac*
a,a,a-Trifluorotoluene	*92*		*82 - 110*		*11/29/20 20:54*	*1*

Client Sample ID: P-S10A-241120-310 — **Lab Sample ID: 280-143187-13**
Date Collected: 11/24/20 15:40 — **Matrix: Solid**
Date Received: 11/25/20 17:10 — **Percent Solids: 96.7**

Analyte	Result	Qualifier	LOQ	LOD	DL	Unit	D	Analyzed	Dil Fac
Gasoline Range Organics (GRO)-C6-C10	2.1	U	2.1	2.1	0.79	mg/Kg	☼	12/05/20 03:59	1

Surrogate	*%Recovery*	*Qualifier*	*Limits*	*Prepared*	*Analyzed*	*Dil Fac*
a,a,a-Trifluorotoluene (Surr)	*96*		*77 - 123*	*11/25/20 18:23*	*12/05/20 03:59*	*1*

Client Sample ID: P-S10A-241120-291 — **Lab Sample ID: 280-143187-15**
Date Collected: 11/24/20 12:00 — **Matrix: Solid**
Date Received: 11/25/20 17:10 — **Percent Solids: 98.8**

Analyte	Result	Qualifier	LOQ	LOD	DL	Unit	D	Analyzed	Dil Fac
Gasoline Range Organics (GRO)-C6-C10	2.2	U	2.2	2.2	0.85	mg/Kg	☼	12/05/20 04:23	1

Surrogate	*%Recovery*	*Qualifier*	*Limits*	*Prepared*	*Analyzed*	*Dil Fac*
a,a,a-Trifluorotoluene (Surr)	*95*		*77 - 123*	*11/25/20 18:23*	*12/05/20 04:23*	*1*

Client Sample ID: P-S10A-241125-291 — **Lab Sample ID: 280-143187-17**
Date Collected: 11/24/20 12:00 — **Matrix: Solid**
Date Received: 11/25/20 17:10 — **Percent Solids: 98.7**

Analyte	Result	Qualifier	LOQ	LOD	DL	Unit	D	Analyzed	Dil Fac
Gasoline Range Organics (GRO)-C6-C10	2.2	U	2.2	2.2	0.84	mg/Kg	☼	12/05/20 04:47	1

Surrogate	*%Recovery*	*Qualifier*	*Limits*	*Prepared*	*Analyzed*	*Dil Fac*
a,a,a-Trifluorotoluene (Surr)	*91*		*77 - 123*	*11/25/20 18:23*	*12/05/20 04:47*	*1*

Method: 8015D DRO - Diesel Range Organics (DRO) (GC)

Client Sample ID: P-S10A-241120-280 — **Lab Sample ID: 280-143187-3**
Date Collected: 11/24/20 08:15 — **Matrix: Solid**
Date Received: 11/25/20 17:10 — **Percent Solids: 88.0**

Analyte	Result	Qualifier	LOQ	LOD	DL	Unit	D	Analyzed	Dil Fac
Diesel Range Organics [C10-C28]	**16**		8.7	8.7	4.0	mg/Kg	☼	12/12/20 11:28	1
Motor Oil (C20-C38)	**13**	**J**	26	25	8.5	mg/Kg	☼	12/12/20 11:28	1

Surrogate	*%Recovery*	*Qualifier*	*Limits*	*Prepared*	*Analyzed*	*Dil Fac*
o-Terphenyl (Surr)	*89*		*45 - 130*	*12/01/20 17:52*	*12/12/20 11:28*	*1*
n-Octacosane	*188*	*Q*	*25 - 162*	*12/01/20 17:52*	*12/12/20 11:28*	*1*

Client Sample ID: P-S10A-241120-281 — **Lab Sample ID: 280-143187-5**
Date Collected: 11/24/20 08:30 — **Matrix: Solid**
Date Received: 11/25/20 17:10 — **Percent Solids: 91.7**

Analyte	Result	Qualifier	LOQ	LOD	DL	Unit	D	Analyzed	Dil Fac
Diesel Range Organics [C10-C28]	8.3	U	8.3	8.3	3.8	mg/Kg	☼	12/12/20 11:51	1
Motor Oil (C20-C38)	24	U	25	24	8.1	mg/Kg	☼	12/12/20 11:51	1

Method: 8015D DRO - Diesel Range Organics (DRO) (GC) (Continued)

Surrogate	%Recovery	Qualifier	Limits	Prepared	Analyzed	Dil Fac
o-Terphenyl (Surr)	69		45 - 130	12/01/20 17:52	12/12/20 11:51	1
n-Octacosane	90		25 - 162	12/01/20 17:52	12/12/20 11:51	1

Client Sample ID: P-S10A-241120-320 — **Lab Sample ID: 280-143187-7**
Date Collected: 11/24/20 17:20 — **Matrix: Solid**
Date Received: 11/25/20 17:10 — **Percent Solids: 97.0**

Analyte	Result	Qualifier	LOQ	LOD	DL	Unit	D	Analyzed	Dil Fac
Diesel Range Organics [C10-C28]	7.9	U	7.9	7.9	3.6	mg/Kg	☼	12/12/20 12:13	1
Motor Oil (C20-C38)	23	U	24	23	7.7	mg/Kg	☼	12/12/20 12:13	1

Surrogate	%Recovery	Qualifier	Limits	Prepared	Analyzed	Dil Fac
o-Terphenyl (Surr)	68		45 - 130	12/01/20 17:52	12/12/20 12:13	1
n-Octacosane	92		25 - 162	12/01/20 17:52	12/12/20 12:13	1

Client Sample ID: P-S10A-241120-300 — **Lab Sample ID: 280-143187-10**
Date Collected: 11/24/20 13:45 — **Matrix: Solid**
Date Received: 11/25/20 17:10 — **Percent Solids: 96.7**

Analyte	Result	Qualifier	LOQ	LOD	DL	Unit	D	Analyzed	Dil Fac
Diesel Range Organics [C10-C28]	8.0	U	8.0	8.0	3.6	mg/Kg	☼	12/12/20 12:36	1
Motor Oil (C20-C38)	23	U	24	23	7.8	mg/Kg	☼	12/12/20 12:36	1

Surrogate	%Recovery	Qualifier	Limits	Prepared	Analyzed	Dil Fac
o-Terphenyl (Surr)	72		45 - 130	12/01/20 17:52	12/12/20 12:36	1
n-Octacosane	95		25 - 162	12/01/20 17:52	12/12/20 12:36	1

Client Sample ID: P-S10A-241120-310 — **Lab Sample ID: 280-143187-13**
Date Collected: 11/24/20 15:40 — **Matrix: Solid**
Date Received: 11/25/20 17:10 — **Percent Solids: 96.7**

Analyte	Result	Qualifier	LOQ	LOD	DL	Unit	D	Analyzed	Dil Fac
Diesel Range Organics [C10-C28]	8.1	U	8.1	8.1	3.7	mg/Kg	☼	12/14/20 19:42	1
Motor Oil (C20-C38)	24	U	24	24	7.9	mg/Kg	☼	12/14/20 19:42	1

Surrogate	%Recovery	Qualifier	Limits	Prepared	Analyzed	Dil Fac
o-Terphenyl (Surr)	72		45 - 130	12/01/20 17:52	12/14/20 19:42	1
n-Octacosane	91		25 - 162	12/01/20 17:52	12/14/20 19:42	1

Client Sample ID: P-S10A-241120-291 — **Lab Sample ID: 280-143187-15**
Date Collected: 11/24/20 12:00 — **Matrix: Solid**
Date Received: 11/25/20 17:10 — **Percent Solids: 98.8**

Analyte	Result	Qualifier	LOQ	LOD	DL	Unit	D	Analyzed	Dil Fac
Diesel Range Organics [C10-C28]	7.7	U	7.7	7.7	3.5	mg/Kg	☼	12/12/20 17:51	1
Motor Oil (C20-C38)	22	U	23	22	7.5	mg/Kg	☼	12/12/20 17:51	1

Surrogate	%Recovery	Qualifier	Limits	Prepared	Analyzed	Dil Fac
o-Terphenyl (Surr)	70		45 - 130	12/01/20 17:52	12/12/20 17:51	1
n-Octacosane	91		25 - 162	12/01/20 17:52	12/12/20 17:51	1

Client Sample ID: P-S10A-241125-291 — **Lab Sample ID: 280-143187-17**
Date Collected: 11/24/20 12:00 — **Matrix: Solid**
Date Received: 11/25/20 17:10 — **Percent Solids: 98.7**

Analyte	Result	Qualifier	LOQ	LOD	DL	Unit	D	Analyzed	Dil Fac
Diesel Range Organics [C10-C28]	7.9	U	7.9	7.9	3.6	mg/Kg	☼	12/12/20 18:13	1
Motor Oil (C20-C38)	23	U	24	23	7.7	mg/Kg	☼	12/12/20 18:13	1

Method: 8015D DRO - Diesel Range Organics (DRO) (GC) (Continued)

Surrogate	%Recovery	Qualifier	Limits	Prepared	Analyzed	Dil Fac
o-Terphenyl (Surr)	68		45 - 130	12/01/20 17:52	12/12/20 18:13	1
n-Octacosane	91		25 - 162	12/01/20 17:52	12/12/20 18:13	1

General Chemistry

Client Sample ID: V-S10A-241120-280 — **Lab Sample ID: 280-143187-2**
Date Collected: 11/24/20 08:15 — **Matrix: Solid**
Date Received: 11/25/20 17:10 — **Percent Solids: 88.4**

Analyte	Result	Qualifier	LOQ	LOD	DL	Unit	D	Analyzed	Dil Fac
Percent Moisture	11.6		0.1	0.05	0.1	%		11/28/20 11:09	1

Client Sample ID: P-S10A-241120-280 — **Lab Sample ID: 280-143187-3**
Date Collected: 11/24/20 08:15 — **Matrix: Solid**
Date Received: 11/25/20 17:10 — **Percent Solids: 88.0**

Analyte	Result	Qualifier	LOQ	LOD	DL	Unit	D	Analyzed	Dil Fac
Percent Moisture	12.0		0.1	0.05	0.1	%		11/28/20 11:09	1

Client Sample ID: V-S10A-241120-281 — **Lab Sample ID: 280-143187-4**
Date Collected: 11/24/20 08:30 — **Matrix: Solid**
Date Received: 11/25/20 17:10 — **Percent Solids: 90.7**

Analyte	Result	Qualifier	LOQ	LOD	DL	Unit	D	Analyzed	Dil Fac
Percent Moisture	9.3		0.1	0.05	0.1	%		11/28/20 11:09	1

Client Sample ID: P-S10A-241120-281 — **Lab Sample ID: 280-143187-5**
Date Collected: 11/24/20 08:30 — **Matrix: Solid**
Date Received: 11/25/20 17:10 — **Percent Solids: 91.7**

Analyte	Result	Qualifier	LOQ	LOD	DL	Unit	D	Analyzed	Dil Fac
Percent Moisture	8.3		0.1	0.05	0.1	%		11/28/20 11:09	1

Client Sample ID: V-S10A-241120-320 — **Lab Sample ID: 280-143187-6**
Date Collected: 11/24/20 17:20 — **Matrix: Solid**
Date Received: 11/25/20 17:10 — **Percent Solids: 97.1**

Analyte	Result	Qualifier	LOQ	LOD	DL	Unit	D	Analyzed	Dil Fac
Percent Moisture	2.9		0.1	0.05	0.1	%		11/28/20 11:09	1

Client Sample ID: P-S10A-241120-320 — **Lab Sample ID: 280-143187-7**
Date Collected: 11/24/20 17:20 — **Matrix: Solid**
Date Received: 11/25/20 17:10 — **Percent Solids: 97.0**

Analyte	Result	Qualifier	LOQ	LOD	DL	Unit	D	Analyzed	Dil Fac
Percent Moisture	3.0		0.1	0.05	0.1	%		11/28/20 11:09	1

Client Sample ID: V-S10A-241120-300 — **Lab Sample ID: 280-143187-9**
Date Collected: 11/24/20 13:45 — **Matrix: Solid**
Date Received: 11/25/20 17:10 — **Percent Solids: 96.3**

Analyte	Result	Qualifier	LOQ	LOD	DL	Unit	D	Analyzed	Dil Fac
Percent Moisture	3.7		0.1	0.05	0.1	%		11/28/20 11:09	1

Client Sample ID: P-S10A-241120-300 — **Lab Sample ID: 280-143187-10**
Date Collected: 11/24/20 13:45 — **Matrix: Solid**
Date Received: 11/25/20 17:10 — **Percent Solids: 96.7**

Analyte	Result	Qualifier	LOQ	LOD	DL	Unit	D	Analyzed	Dil Fac
Percent Moisture	3.3		0.1	0.05	0.1	%		11/28/20 11:09	1

General Chemistry

Client Sample ID: V-S10A-241120-310 — **Lab Sample ID: 280-143187-12**
Date Collected: 11/24/20 15:40 — **Matrix: Solid**
Date Received: 11/25/20 17:10 — **Percent Solids: 97.1**

Analyte	Result	Qualifier	LOQ	LOD	DL	Unit	D	Analyzed	Dil Fac
Percent Moisture	2.9		0.1	0.05	0.1	%		11/28/20 11:09	1

Client Sample ID: P-S10A-241120-310 — **Lab Sample ID: 280-143187-13**
Date Collected: 11/24/20 15:40 — **Matrix: Solid**
Date Received: 11/25/20 17:10 — **Percent Solids: 96.7**

Analyte	Result	Qualifier	LOQ	LOD	DL	Unit	D	Analyzed	Dil Fac
Percent Moisture	3.3		0.1	0.05	0.1	%		11/28/20 11:09	1

Client Sample ID: V-S10A-241120-291 — **Lab Sample ID: 280-143187-14**
Date Collected: 11/24/20 12:00 — **Matrix: Solid**
Date Received: 11/25/20 17:10 — **Percent Solids: 98.6**

Analyte	Result	Qualifier	LOQ	LOD	DL	Unit	D	Analyzed	Dil Fac
Percent Moisture	1.4		0.1	0.05	0.1	%		11/28/20 11:09	1

Client Sample ID: P-S10A-241120-291 — **Lab Sample ID: 280-143187-15**
Date Collected: 11/24/20 12:00 — **Matrix: Solid**
Date Received: 11/25/20 17:10 — **Percent Solids: 98.8**

Analyte	Result	Qualifier	LOQ	LOD	DL	Unit	D	Analyzed	Dil Fac
Percent Moisture	1.2		0.1	0.05	0.1	%		11/28/20 11:09	1

Client Sample ID: V-S10A-241125-291 — **Lab Sample ID: 280-143187-16**
Date Collected: 11/24/20 12:00 — **Matrix: Solid**
Date Received: 11/25/20 17:10 — **Percent Solids: 97.8**

Analyte	Result	Qualifier	LOQ	LOD	DL	Unit	D	Analyzed	Dil Fac
Percent Moisture	2.2		0.1	0.05	0.1	%		11/28/20 11:09	1

Client Sample ID: P-S10A-241125-291 — **Lab Sample ID: 280-143187-17**
Date Collected: 11/24/20 12:00 — **Matrix: Solid**
Date Received: 11/25/20 17:10 — **Percent Solids: 98.7**

Analyte	Result	Qualifier	LOQ	LOD	DL	Unit	D	Analyzed	Dil Fac
Percent Moisture	1.3		0.1	0.05	0.1	%		11/28/20 11:09	1

Surrogate Summary

Client: EA Engineering, Science, and Technology
Project/Site: Kirtland AFB Vadose Zone Coring

Job ID: 280-143187-1

Method: 8260B - Volatile Organic Compounds (GC/MS)

Matrix: Solid **Prep Type: Total/NA**

		Percent Surrogate Recovery (Acceptance Limits)			
		TOL	DCA	BFB	DBFM
Lab Sample ID	Client Sample ID	(85-116)	(71-136)	(79-119)	(78-119)
280-143187-2	V-S10A-241120-280	104	115	109	98
280-143187-4	V-S10A-241120-281	97	104	99	91
280-143187-6	V-S10A-241120-320	104	100	108	93
280-143187-9	V-S10A-241120-300	99	109	112	96
280-143187-9 MS	V-S10A-241120-300	99	104	102	94
280-143187-9 MSD	V-S10A-241120-300	100	114	104	99
280-143187-12	V-S10A-241120-310	102	104	105	95
280-143187-14	V-S10A-241120-291	105	112	107	115
280-143187-16	V-S10A-241125-291	94	106	114	95
LCS 280-518231/3-A	Lab Control Sample	94	103	101	91
LCSD 280-518231/5-A	Lab Control Sample Dup	105	111	108	95
MB 280-518231/1-A	Method Blank	96	111	110	97

Surrogate Legend

TOL = Toluene-d8 (Surr)
DCA = 1,2-Dichloroethane-d4 (Surr)
BFB = 4-Bromofluorobenzene (Surr)
DBFM = Dibromofluoromethane (Surr)

Method: 8260B - Volatile Organic Compounds (GC/MS)

Matrix: Water **Prep Type: Total/NA**

		Percent Surrogate Recovery (Acceptance Limits)			
		TOL	DCA	BFB	DBFM
Lab Sample ID	Client Sample ID	(89-112)	(81-118)	(85-114)	(80-119)
280-143187-1	TB-S10A-241120-01	99	99	103	102
280-143187-8	TB-S10A-241120-02	99	99	103	102
280-143187-11	TB-S10A-241120-03	100	97	103	100
LCS 280-519417/5	Lab Control Sample	99	95	103	100
LCSD 280-519417/6	Lab Control Sample Dup	100	98	103	102
MB 280-519417/11	Method Blank	100	97	104	100

Surrogate Legend

TOL = Toluene-d8 (Surr)
DCA = 1,2-Dichloroethane-d4 (Surr)
BFB = 4-Bromofluorobenzene (Surr)
DBFM = Dibromofluoromethane (Surr)

Method: 8015D GRO - Gasoline Range Organics (GRO)

Matrix: Solid **Prep Type: Total/NA**

		Percent Surrogate Recovery (Acceptance Limits)
		TFT1
Lab Sample ID	Client Sample ID	(77-123)
280-143187-3	P-S10A-241120-280	95
280-143187-5	P-S10A-241120-281	96
280-143187-7	P-S10A-241120-320	93
280-143187-10	P-S10A-241120-300	95
280-143187-10 MS	P-S10A-241120-300	99
280-143187-10 MSD	P-S10A-241120-300	95
280-143187-13	P-S10A-241120-310	96

Method: 8015D GRO - Gasoline Range Organics (GRO) (Continued)

Matrix: Solid **Prep Type: Total/NA**

Lab Sample ID	Client Sample ID	TFT1 (77-123)
280-143187-15	P-S10A-241120-291	95
280-143187-17	P-S10A-241125-291	91
LCS 280-518214/3-A	Lab Control Sample	101
LCSD 280-518214/5-A	Lab Control Sample Dup	100
MB 280-518214/1-A	Method Blank	96

Percent Surrogate Recovery (Acceptance Limits)

Surrogate Legend

TFT = a,a,a-Trifluorotoluene (Surr)

Method: 8015D GRO - Gasoline Range Organics (GRO)

Matrix: Water **Prep Type: Total/NA**

Lab Sample ID	Client Sample ID	TFT1 (82-110)
280-143187-1	TB-S10A-241120-01	91
280-143187-8	TB-S10A-241120-02	89
280-143187-11	TB-S10A-241120-03	92
LCS 280-518497/10	Lab Control Sample	99
LCSD 280-518497/11	Lab Control Sample Dup	84
MB 280-518497/12	Method Blank	91

Percent Surrogate Recovery (Acceptance Limits)

Surrogate Legend

TFT = a,a,a-Trifluorotoluene

Method: 8015D DRO - Diesel Range Organics (DRO) (GC)

Matrix: Solid **Prep Type: Total/NA**

Lab Sample ID	Client Sample ID	OTPH1 (45-130)	OTCN1 (25-162)
280-143187-3	P-S10A-241120-280	89	188 Q
280-143187-5	P-S10A-241120-281	69	90
280-143187-7	P-S10A-241120-320	68	92
280-143187-10	P-S10A-241120-300	72	95
280-143187-10 MS	P-S10A-241120-300	88	92
280-143187-10 MS	P-S10A-241120-300	73	111
280-143187-10 MSD	P-S10A-241120-300	74	78
280-143187-10 MSD	P-S10A-241120-300	68	102
280-143187-13	P-S10A-241120-310	72	91
280-143187-15	P-S10A-241120-291	70	91
280-143187-17	P-S10A-241125-291	68	91
LCS 280-518755/2-A	Lab Control Sample	95	99
LCS 280-518755/3-A	Lab Control Sample	81	119
MB 280-518755/1-A	Method Blank	73	95

Percent Surrogate Recovery (Acceptance Limits)

Surrogate Legend

OTPH = o-Terphenyl (Surr)
OTCN = n-Octacosane

Method: 8260B - Volatile Organic Compounds (GC/MS)

Lab Sample ID: MB 280-518231/1-A
Matrix: Solid
Analysis Batch: 519110

Client Sample ID: Method Blank
Prep Type: Total/NA
Prep Batch: 518231

Analyte	MB Result	MB Qualifier	LOQ	LOD	DL	Unit	D	Analyzed	Dil Fac
Acetone	72	U	72	72	36	ug/Kg		12/03/20 17:33	1
Benzene	0.40	U	5.0	0.40	0.15	ug/Kg		12/03/20 17:33	1
Bromobenzene	1.6	U	5.0	1.6	0.49	ug/Kg		12/03/20 17:33	1
Bromochloromethane	5.0	U	5.0	5.0	2.5	ug/Kg		12/03/20 17:33	1
Bromodichloromethane	5.0	U	5.0	5.0	2.1	ug/Kg		12/03/20 17:33	1
Bromoform	5.1	U	5.1	5.1	2.6	ug/Kg		12/03/20 17:33	1
Bromomethane	3.2	U	10	3.2	1.4	ug/Kg		12/03/20 17:33	1
2-Butanone (MEK)	13	U	20	13	3.9	ug/Kg		12/03/20 17:33	1
n-Butylbenzene	1.6	U	5.0	1.6	0.56	ug/Kg		12/03/20 17:33	1
sec-Butylbenzene	1.6	U	5.0	1.6	0.77	ug/Kg		12/03/20 17:33	1
tert-Butylbenzene	1.6	U	5.0	1.6	0.50	ug/Kg		12/03/20 17:33	1
Carbon disulfide	5.0	U	5.0	5.0	1.7	ug/Kg		12/03/20 17:33	1
Carbon tetrachloride	5.0	U	5.0	5.0	2.0	ug/Kg		12/03/20 17:33	1
Chlorobenzene	5.0	U	5.0	5.0	2.1	ug/Kg		12/03/20 17:33	1
Chloroethane	6.4	U	10	6.4	2.0	ug/Kg		12/03/20 17:33	1
Chloroform	0.80	U	10	0.80	0.29	ug/Kg		12/03/20 17:33	1
Chloromethane	1.6	U	10	1.6	0.77	ug/Kg		12/03/20 17:33	1
4-Chlorotoluene	0.80	U	5.0	0.80	0.36	ug/Kg		12/03/20 17:33	1
Dibromochloromethane	5.0	U	5.0	5.0	2.3	ug/Kg		12/03/20 17:33	1
1,2-Dibromo-3-Chloropropane	10	U	10	10	3.7	ug/Kg		12/03/20 17:33	1
Dichlorodifluoromethane	6.4	U	10	6.4	2.7	ug/Kg		12/03/20 17:33	1
Dibromomethane	0.80	U	5.0	0.80	0.32	ug/Kg		12/03/20 17:33	1
Ethylene Dibromide	1.6	U	5.0	1.6	0.52	ug/Kg		12/03/20 17:33	1
1,2-Dichlorobenzene	5.0	U	5.0	5.0	1.9	ug/Kg		12/03/20 17:33	1
1,3-Dichlorobenzene	1.6	U	5.0	1.6	0.48	ug/Kg		12/03/20 17:33	1
1,4-Dichlorobenzene	0.80	U	5.0	0.80	0.25	ug/Kg		12/03/20 17:33	1
1,1-Dichloroethane	0.80	U	5.0	0.80	0.21	ug/Kg		12/03/20 17:33	1
1,2-Dichloroethane	1.6	U	5.0	1.6	0.70	ug/Kg		12/03/20 17:33	1
1,1-Dichloroethene	1.6	U	5.0	1.6	0.59	ug/Kg		12/03/20 17:33	1
1,2-Dichloroethene, Total	1.6	U	5.0	1.6	0.39	ug/Kg		12/03/20 17:33	1
cis-1,2-Dichloroethene	0.80	U	5.0	0.80	0.20	ug/Kg		12/03/20 17:33	1
trans-1,2-Dichloroethene	0.80	U	5.0	0.80	0.39	ug/Kg		12/03/20 17:33	1
1,2-Dichloropropane	1.6	U M	5.0	1.6	0.55	ug/Kg		12/03/20 17:33	1
1,3-Dichloropropane	0.40	U	5.0	0.40	0.17	ug/Kg		12/03/20 17:33	1
2,2-Dichloropropane	1.6	U	5.0	1.6	0.44	ug/Kg		12/03/20 17:33	1
1,1-Dichloropropene	0.40	U	5.0	0.40	0.16	ug/Kg		12/03/20 17:33	1
cis-1,3-Dichloropropene	0.40	U	5.0	0.40	0.10	ug/Kg		12/03/20 17:33	1
trans-1,3-Dichloropropene	0.20	U	5.0	0.20	0.083	ug/Kg		12/03/20 17:33	1
Ethylbenzene	0.80	U	5.0	0.80	0.31	ug/Kg		12/03/20 17:33	1
2-Hexanone	13	U M	20	13	4.9	ug/Kg		12/03/20 17:33	1
Hexachlorobutadiene	5.0	U	5.0	5.0	2.2	ug/Kg		12/03/20 17:33	1
Isopropylbenzene	5.0	U	5.0	5.0	2.4	ug/Kg		12/03/20 17:33	1
4-Isopropyltoluene	3.2	U	5.0	3.2	1.1	ug/Kg		12/03/20 17:33	1
Methylene Chloride	3.2	U M	5.0	3.2	1.6	ug/Kg		12/03/20 17:33	1
4-Methyl-2-pentanone (MIBK)	13	U	20	13	4.4	ug/Kg		12/03/20 17:33	1
Methyl tert-butyl ether	6.4	U	20	6.4	2.1	ug/Kg		12/03/20 17:33	1
Naphthalene	6.7	U	6.7	6.7	3.3	ug/Kg		12/03/20 17:33	1
N-Propylbenzene	1.6	U	5.0	1.6	0.58	ug/Kg		12/03/20 17:33	1

Method: 8260B - Volatile Organic Compounds (GC/MS) (Continued)

Lab Sample ID: MB 280-518231/1-A
Matrix: Solid
Analysis Batch: 519110

Client Sample ID: Method Blank
Prep Type: Total/NA
Prep Batch: 518231

Analyte	MB Result	MB Qualifier	LOQ	LOD	DL	Unit	D	Analyzed	Dil Fac
Styrene	0.80	U	5.0	0.80	0.28	ug/Kg		12/03/20 17:33	1
1,1,1,2-Tetrachloroethane	5.0	U	5.0	5.0	2.2	ug/Kg		12/03/20 17:33	1
1,1,2,2-Tetrachloroethane	0.80	U	5.0	0.80	0.29	ug/Kg		12/03/20 17:33	1
Tetrachloroethene	5.0	U	5.0	5.0	1.9	ug/Kg		12/03/20 17:33	1
Toluene	0.80	U	5.0	0.80	0.23	ug/Kg		12/03/20 17:33	1
1,2,3-Trichlorobenzene	3.2	U M	5.0	3.2	0.81	ug/Kg		12/03/20 17:33	1
1,1,1-Trichloroethane	5.0	U	5.0	5.0	2.0	ug/Kg		12/03/20 17:33	1
1,1,2-Trichloroethane	3.2	U	5.0	3.2	0.88	ug/Kg		12/03/20 17:33	1
Trichloroethene	5.0	U	5.0	5.0	1.9	ug/Kg		12/03/20 17:33	1
Trichlorofluoromethane	10	U	10	10	3.2	ug/Kg		12/03/20 17:33	1
1,2,4-Trichlorobenzene	1.6	U	5.0	1.6	0.73	ug/Kg		12/03/20 17:33	1
1,2,3-Trichloropropane	0.80	U	5.0	0.80	0.22	ug/Kg		12/03/20 17:33	1
1,2,4-Trimethylbenzene	5.0	U	5.0	5.0	2.3	ug/Kg		12/03/20 17:33	1
1,3,5-Trimethylbenzene	5.0	U	5.0	5.0	2.4	ug/Kg		12/03/20 17:33	1
Vinyl chloride	3.2	U	5.0	3.2	1.3	ug/Kg		12/03/20 17:33	1
o-Xylene	0.80	U	5.0	0.80	0.27	ug/Kg		12/03/20 17:33	1
m-Xylene & p-Xylene	3.2	U	3.2	3.2	1.0	ug/Kg		12/03/20 17:33	1
2-Chlorotoluene	1.6	U	5.0	1.6	0.51	ug/Kg		12/03/20 17:33	1

Surrogate	*MB %Recovery*	*MB Qualifier*	*Limits*	*Prepared*	*Analyzed*	*Dil Fac*
Toluene-d8 (Surr)	*96*		*85 - 116*	*11/25/20 23:41*	*12/03/20 17:33*	*1*
1,2-Dichloroethane-d4 (Surr)	*111*		*71 - 136*	*11/25/20 23:41*	*12/03/20 17:33*	*1*
4-Bromofluorobenzene (Surr)	*110*		*79 - 119*	*11/25/20 23:41*	*12/03/20 17:33*	*1*
Dibromofluoromethane (Surr)	*97*		*78 - 119*	*11/25/20 23:41*	*12/03/20 17:33*	*1*

Lab Sample ID: LCS 280-518231/3-A
Matrix: Solid
Analysis Batch: 519110

Client Sample ID: Lab Control Sample
Prep Type: Total/NA
Prep Batch: 518231

Analyte	Spike Added	LCS Result	LCS Qualifier	Unit	D	%Rec	%Rec. Limits
Acetone	200	181		ug/Kg		90	36 - 164
Benzene	50.0	45.3		ug/Kg		91	77 - 121
Bromobenzene	50.0	44.9		ug/Kg		90	78 - 121
Bromochloromethane	50.0	39.8		ug/Kg		80	78 - 125
Bromodichloromethane	50.0	54.8		ug/Kg		110	75 - 127
Bromoform	50.0	48.8		ug/Kg		98	67 - 132
Bromomethane	50.0	62.4		ug/Kg		125	53 - 143
2-Butanone (MEK)	200	155		ug/Kg		78	51 - 148
n-Butylbenzene	50.0	50.4		ug/Kg		101	70 - 128
sec-Butylbenzene	50.0	48.8		ug/Kg		98	73 - 126
tert-Butylbenzene	50.0	45.3		ug/Kg		91	73 - 125
Carbon disulfide	50.0	46.3		ug/Kg		93	63 - 132
Carbon tetrachloride	50.0	46.5		ug/Kg		93	70 - 135
Chlorobenzene	50.0	46.2		ug/Kg		92	79 - 120
Chloroethane	50.0	66.6		ug/Kg		133	59 - 139
Chloroform	50.0	47.9		ug/Kg		96	78 - 123
Chloromethane	50.0	50.8		ug/Kg		102	50 - 136
4-Chlorotoluene	50.0	43.6		ug/Kg		87	72 - 124

Method: 8260B - Volatile Organic Compounds (GC/MS) (Continued)

Lab Sample ID: LCS 280-518231/3-A
Matrix: Solid
Analysis Batch: 519110

Client Sample ID: Lab Control Sample
Prep Type: Total/NA
Prep Batch: 518231

Analyte	Spike Added	LCS Result	LCS Qualifier	Unit	D	%Rec	%Rec. Limits
Dibromochloromethane	50.0	45.1		ug/Kg		90	74 - 126
1,2-Dibromo-3-Chloropropane	50.0	49.4		ug/Kg		99	61 - 132
Dichlorodifluoromethane	50.0	51.8		ug/Kg		104	29 - 149
Dibromomethane	50.0	48.3		ug/Kg		97	78 - 125
Ethylene Dibromide	50.0	50.2		ug/Kg		100	78 - 122
1,2-Dichlorobenzene	50.0	42.8		ug/Kg		86	78 - 121
1,3-Dichlorobenzene	50.0	45.0		ug/Kg		90	77 - 121
1,4-Dichlorobenzene	50.0	44.0		ug/Kg		88	75 - 120
1,1-Dichloroethane	50.0	42.4		ug/Kg		85	76 - 125
1,2-Dichloroethane	50.0	47.6		ug/Kg		95	73 - 128
1,1-Dichloroethene	50.0	43.5		ug/Kg		87	70 - 131
cis-1,2-Dichloroethene	50.0	41.7		ug/Kg		83	77 - 123
trans-1,2-Dichloroethene	50.0	43.2		ug/Kg		86	74 - 125
1,2-Dichloropropane	50.0	46.1		ug/Kg		92	76 - 123
1,3-Dichloropropane	50.0	54.2		ug/Kg		108	77 - 121
2,2-Dichloropropane	50.0	46.6		ug/Kg		93	67 - 133
1,1-Dichloropropene	50.0	48.5		ug/Kg		97	76 - 125
cis-1,3-Dichloropropene	50.0	51.1		ug/Kg		102	74 - 126
trans-1,3-Dichloropropene	50.0	54.6		ug/Kg		109	71 - 130
Ethylbenzene	50.0	48.8		ug/Kg		98	76 - 122
2-Hexanone	200	196		ug/Kg		98	53 - 145
Hexachlorobutadiene	50.0	55.5		ug/Kg		111	61 - 135
Isopropylbenzene	50.0	48.8		ug/Kg		98	68 - 134
4-Isopropyltoluene	50.0	46.1		ug/Kg		92	73 - 127
Methylene Chloride	50.0	45.6		ug/Kg		91	70 - 128
4-Methyl-2-pentanone (MIBK)	200	177		ug/Kg		88	65 - 135
Methyl tert-butyl ether	50.0	64.4	Q	ug/Kg		129	73 - 125
Naphthalene	50.0	48.3		ug/Kg		97	62 - 129
N-Propylbenzene	50.0	43.5		ug/Kg		87	73 - 125
Styrene	50.0	51.2		ug/Kg		102	76 - 124
1,1,1,2-Tetrachloroethane	50.0	46.5		ug/Kg		93	78 - 125
1,1,2,2-Tetrachloroethane	50.0	49.8		ug/Kg		100	70 - 124
Tetrachloroethene	50.0	47.6		ug/Kg		95	73 - 128
Toluene	50.0	44.6		ug/Kg		89	77 - 121
1,2,3-Trichlorobenzene	50.0	48.5		ug/Kg		97	66 - 130
1,1,1-Trichloroethane	50.0	46.9		ug/Kg		94	73 - 130
1,1,2-Trichloroethane	50.0	46.7		ug/Kg		93	78 - 121
Trichloroethene	50.0	47.9		ug/Kg		96	77 - 123
Trichlorofluoromethane	50.0	61.5		ug/Kg		123	62 - 140
1,2,4-Trichlorobenzene	50.0	51.4		ug/Kg		103	67 - 129
1,2,3-Trichloropropane	50.0	48.2		ug/Kg		96	73 - 125
1,2,4-Trimethylbenzene	50.0	53.7		ug/Kg		107	75 - 123
1,3,5-Trimethylbenzene	50.0	47.0		ug/Kg		94	73 - 124
Vinyl chloride	50.0	68.7	Q	ug/Kg		137	56 - 135
o-Xylene	50.0	47.5		ug/Kg		95	77 - 123
m-Xylene & p-Xylene	50.0	48.7		ug/Kg		97	77 - 124
2-Chlorotoluene	50.0	43.0		ug/Kg		86	75 - 122

Method: 8260B - Volatile Organic Compounds (GC/MS) (Continued)

Lab Sample ID: LCS 280-518231/3-A
Matrix: Solid
Analysis Batch: 519110

Client Sample ID: Lab Control Sample
Prep Type: Total/NA
Prep Batch: 518231

Surrogate	*LCS %Recovery*	*LCS Qualifier*	*Limits*
Toluene-d8 (Surr)	*94*		*85 - 116*
1,2-Dichloroethane-d4 (Surr)	*103*		*71 - 136*
4-Bromofluorobenzene (Surr)	*101*		*79 - 119*
Dibromofluoromethane (Surr)	*91*		*78 - 119*

Lab Sample ID: LCSD 280-518231/5-A
Matrix: Solid
Analysis Batch: 519110

Client Sample ID: Lab Control Sample Dup
Prep Type: Total/NA
Prep Batch: 518231

Analyte	Spike Added	LCSD Result	LCSD Qualifier	Unit	D	%Rec	%Rec. Limits	RPD	RPD Limit
Acetone	200	257	Q	ug/Kg		129	36 - 164	35	20
Benzene	50.0	51.5		ug/Kg		103	77 - 121	13	20
Bromobenzene	50.0	50.7		ug/Kg		101	78 - 121	12	20
Bromochloromethane	50.0	45.0		ug/Kg		90	78 - 125	12	20
Bromodichloromethane	50.0	58.9		ug/Kg		118	75 - 127	7	20
Bromoform	50.0	57.9		ug/Kg		116	67 - 132	17	20
Bromomethane	50.0	65.4		ug/Kg		131	53 - 143	5	20
2-Butanone (MEK)	200	175		ug/Kg		87	51 - 148	12	20
n-Butylbenzene	50.0	56.5		ug/Kg		113	70 - 128	12	20
sec-Butylbenzene	50.0	50.7		ug/Kg		101	73 - 126	4	20
tert-Butylbenzene	50.0	50.2		ug/Kg		100	73 - 125	10	20
Carbon disulfide	50.0	67.4	Q	ug/Kg		135	63 - 132	37	20
Carbon tetrachloride	50.0	52.2		ug/Kg		104	70 - 135	12	20
Chlorobenzene	50.0	51.2		ug/Kg		102	79 - 120	10	20
Chloroethane	50.0	69.8	Q	ug/Kg		140	59 - 139	5	20
Chloroform	50.0	53.6		ug/Kg		107	78 - 123	11	20
Chloromethane	50.0	54.5		ug/Kg		109	50 - 136	7	20
4-Chlorotoluene	50.0	47.7		ug/Kg		95	72 - 124	9	20
Dibromochloromethane	50.0	51.1		ug/Kg		102	74 - 126	12	20
1,2-Dibromo-3-Chloropropane	50.0	56.2		ug/Kg		112	61 - 132	13	20
Dichlorodifluoromethane	50.0	57.6		ug/Kg		115	29 - 149	11	20
Dibromomethane	50.0	52.9		ug/Kg		106	78 - 125	9	20
Ethylene Dibromide	50.0	55.2		ug/Kg		110	78 - 122	9	20
1,2-Dichlorobenzene	50.0	48.4		ug/Kg		97	78 - 121	12	20
1,3-Dichlorobenzene	50.0	48.6		ug/Kg		97	77 - 121	8	20
1,4-Dichlorobenzene	50.0	47.5		ug/Kg		95	75 - 120	8	20
1,1-Dichloroethane	50.0	50.8		ug/Kg		102	76 - 125	18	20
1,2-Dichloroethane	50.0	53.9		ug/Kg		108	73 - 128	12	20
1,1-Dichloroethene	50.0	61.0	Q	ug/Kg		122	70 - 131	34	20
cis-1,2-Dichloroethene	50.0	49.0		ug/Kg		98	77 - 123	16	20
trans-1,2-Dichloroethene	50.0	59.3	Q	ug/Kg		119	74 - 125	31	20
1,2-Dichloropropane	50.0	49.5		ug/Kg		99	76 - 123	7	20
1,3-Dichloropropane	50.0	59.6		ug/Kg		119	77 - 121	10	20
2,2-Dichloropropane	50.0	54.0		ug/Kg		108	67 - 133	15	20
1,1-Dichloropropene	50.0	54.4		ug/Kg		109	76 - 125	12	20
cis-1,3-Dichloropropene	50.0	61.4		ug/Kg		123	74 - 126	18	20
trans-1,3-Dichloropropene	50.0	56.0		ug/Kg		112	71 - 130	2	20
Ethylbenzene	50.0	55.5		ug/Kg		111	76 - 122	13	20

Method: 8260B - Volatile Organic Compounds (GC/MS) (Continued)

Lab Sample ID: LCSD 280-518231/5-A
Matrix: Solid
Analysis Batch: 519110

Client Sample ID: Lab Control Sample Dup
Prep Type: Total/NA
Prep Batch: 518231

Analyte	Spike Added	LCSD Result	LCSD Qualifier	Unit	D	%Rec	%Rec. Limits	RPD	RPD Limit
2-Hexanone	200	213		ug/Kg		107	53 - 145	8	20
Hexachlorobutadiene	50.0	66.8		ug/Kg		134	61 - 135	18	20
Isopropylbenzene	50.0	55.0		ug/Kg		110	68 - 134	12	20
4-Isopropyltoluene	50.0	49.9		ug/Kg		100	73 - 127	8	20
Methylene Chloride	50.0	65.4	Q	ug/Kg		131	70 - 128	36	20
4-Methyl-2-pentanone (MIBK)	200	196		ug/Kg		98	65 - 135	10	20
Methyl tert-butyl ether	50.0	87.7	Q	ug/Kg		175	73 - 125	31	20
Naphthalene	50.0	59.1		ug/Kg		118	62 - 129	20	20
N-Propylbenzene	50.0	48.8		ug/Kg		98	73 - 125	12	20
Styrene	50.0	60.8		ug/Kg		122	76 - 124	17	20
1,1,1,2-Tetrachloroethane	50.0	53.6		ug/Kg		107	78 - 125	14	20
1,1,2,2-Tetrachloroethane	50.0	55.1		ug/Kg		110	70 - 124	10	20
Tetrachloroethene	50.0	51.3		ug/Kg		103	73 - 128	7	20
Toluene	50.0	49.0		ug/Kg		98	77 - 121	9	20
1,2,3-Trichlorobenzene	50.0	61.6	Q	ug/Kg		123	66 - 130	24	20
1,1,1-Trichloroethane	50.0	53.9		ug/Kg		108	73 - 130	14	20
1,1,2-Trichloroethane	50.0	48.6		ug/Kg		97	78 - 121	4	20
Trichloroethene	50.0	56.2		ug/Kg		112	77 - 123	16	20
Trichlorofluoromethane	50.0	65.7		ug/Kg		131	62 - 140	7	20
1,2,4-Trichlorobenzene	50.0	62.7		ug/Kg		125	67 - 129	20	20
1,2,3-Trichloropropane	50.0	53.5		ug/Kg		107	73 - 125	10	20
1,2,4-Trimethylbenzene	50.0	54.9		ug/Kg		110	75 - 123	2	20
1,3,5-Trimethylbenzene	50.0	53.6		ug/Kg		107	73 - 124	13	20
Vinyl chloride	50.0	71.7	Q	ug/Kg		143	56 - 135	4	20
o-Xylene	50.0	55.1		ug/Kg		110	77 - 123	15	20
m-Xylene & p-Xylene	50.0	57.7		ug/Kg		115	77 - 124	17	20
2-Chlorotoluene	50.0	48.4		ug/Kg		97	75 - 122	12	20

Surrogate	*LCSD %Recovery*	*LCSD Qualifier*	*Limits*
Toluene-d8 (Surr)	*105*		*85 - 116*
1,2-Dichloroethane-d4 (Surr)	*111*		*71 - 136*
4-Bromofluorobenzene (Surr)	*108*		*79 - 119*
Dibromofluoromethane (Surr)	*95*		*78 - 119*

Lab Sample ID: 280-143187-9 MS
Matrix: Solid
Analysis Batch: 519110

Client Sample ID: V-S10A-241120-300
Prep Type: Total/NA
Prep Batch: 518231

Analyte	Sample Result	Sample Qualifier	Spike Added	MS Result	MS Qualifier	Unit	D	%Rec	%Rec. Limits
Acetone	83	U Q	212	236		ug/Kg	☼	111	36 - 164
Benzene	0.46	U	53.0	46.6		ug/Kg	☼	88	77 - 121
Bromobenzene	1.9	U	53.0	46.2		ug/Kg	☼	87	78 - 121
Bromochloromethane	5.8	U J1	53.0	40.9	J1	ug/Kg	☼	77	78 - 125
Bromodichloromethane	5.8	U	53.0	53.4		ug/Kg	☼	101	75 - 127
Bromoform	5.9	U	53.0	56.8		ug/Kg	☼	107	67 - 132
Bromomethane	3.7	U	53.0	54.8		ug/Kg	☼	103	53 - 143
2-Butanone (MEK)	15	U Q J1	212	170		ug/Kg	☼	80	51 - 148
n-Butylbenzene	1.9	U	53.0	52.8		ug/Kg	☼	100	70 - 128

Method: 8260B - Volatile Organic Compounds (GC/MS) (Continued)

Lab Sample ID: 280-143187-9 MS
Matrix: Solid
Analysis Batch: 519110

Client Sample ID: V-S10A-241120-300
Prep Type: Total/NA
Prep Batch: 518231

Analyte	Sample Result	Sample Qualifier	Spike Added	MS Result	MS Qualifier	Unit	D	%Rec	%Rec. Limits
sec-Butylbenzene	1.9	U	53.0	45.0		ug/Kg	☼	85	73 - 126
tert-Butylbenzene	1.9	U	53.0	43.9		ug/Kg	☼	83	73 - 125
Carbon disulfide	5.8	U Q	53.0	48.5		ug/Kg	☼	92	63 - 132
Carbon tetrachloride	5.8	U	53.0	48.8		ug/Kg	☼	92	70 - 135
Chlorobenzene	5.8	U	53.0	48.4		ug/Kg	☼	91	79 - 120
Chloroethane	7.4	U Q	53.0	60.6		ug/Kg	☼	114	59 - 139
Chloroform	0.93	U	53.0	50.5		ug/Kg	☼	95	78 - 123
Chloromethane	1.9	U Q	53.0	40.0		ug/Kg	☼	75	50 - 136
4-Chlorotoluene	0.93	U	53.0	41.3		ug/Kg	☼	78	72 - 124
Dibromochloromethane	5.8	U	53.0	45.0		ug/Kg	☼	85	74 - 126
1,2-Dibromo-3-Chloropropane	12	U	53.0	54.8		ug/Kg	☼	103	61 - 132
Dichlorodifluoromethane	7.4	U Q	53.0	32.6		ug/Kg	☼	62	29 - 149
Dibromomethane	0.93	U	53.0	47.1		ug/Kg	☼	89	78 - 125
Ethylene Dibromide	1.9	U	53.0	49.3		ug/Kg	☼	93	78 - 122
1,2-Dichlorobenzene	5.8	U	53.0	48.3		ug/Kg	☼	91	78 - 121
1,3-Dichlorobenzene	1.9	U	53.0	48.7		ug/Kg	☼	92	77 - 121
1,4-Dichlorobenzene	0.93	U	53.0	42.3		ug/Kg	☼	80	75 - 120
1,1-Dichloroethane	0.93	U	53.0	45.7		ug/Kg	☼	86	76 - 125
1,2-Dichloroethane	1.9	U	53.0	50.5		ug/Kg	☼	95	73 - 128
1,1-Dichloroethene	1.9	U Q	53.0	55.7		ug/Kg	☼	105	70 - 131
cis-1,2-Dichloroethene	0.93	U J1	53.0	43.9		ug/Kg	☼	83	77 - 123
trans-1,2-Dichloroethene	0.93	U Q	53.0	45.3		ug/Kg	☼	85	74 - 125
1,2-Dichloropropane	1.9	U M	53.0	44.9		ug/Kg	☼	85	76 - 123
1,3-Dichloropropane	0.46	U	53.0	54.2		ug/Kg	☼	102	77 - 121
2,2-Dichloropropane	1.9	U J1	53.0	47.6		ug/Kg	☼	90	67 - 133
1,1-Dichloropropene	0.46	U	53.0	49.8		ug/Kg	☼	94	76 - 125
cis-1,3-Dichloropropene	0.46	U Q	53.0	54.6		ug/Kg	☼	103	74 - 126
trans-1,3-Dichloropropene	0.23	U	53.0	53.5		ug/Kg	☼	101	71 - 130
Ethylbenzene	0.93	U	53.0	49.4		ug/Kg	☼	93	76 - 122
2-Hexanone	15	U	212	192		ug/Kg	☼	91	53 - 145
Hexachlorobutadiene	5.8	U Q	53.0	55.2		ug/Kg	☼	104	61 - 135
Isopropylbenzene	5.8	U	53.0	48.5		ug/Kg	☼	92	68 - 134
4-Isopropyltoluene	3.7	U	53.0	46.8		ug/Kg	☼	88	73 - 127
Methylene Chloride	3.7	U M Q	53.0	48.6		ug/Kg	☼	92	70 - 128
4-Methyl-2-pentanone (MIBK)	15	U	212	189		ug/Kg	☼	89	65 - 135
Methyl tert-butyl ether	7.4	U Q J1	53.0	69.5	J1	ug/Kg	☼	131	73 - 125
Naphthalene	7.8	U	53.0	54.3		ug/Kg	☼	102	62 - 129
N-Propylbenzene	1.9	U	53.0	43.8		ug/Kg	☼	83	73 - 125
Styrene	0.93	U	53.0	55.0		ug/Kg	☼	104	76 - 124
1,1,1,2-Tetrachloroethane	5.8	U	53.0	48.1		ug/Kg	☼	91	78 - 125
1,1,2,2-Tetrachloroethane	0.93	U	53.0	52.1		ug/Kg	☼	98	70 - 124
Tetrachloroethene	5.8	U	53.0	44.2		ug/Kg	☼	83	73 - 128
Toluene	0.93	U	53.0	46.7		ug/Kg	☼	88	77 - 121
1,2,3-Trichlorobenzene	3.7	U Q	53.0	55.4		ug/Kg	☼	105	66 - 130
1,1,1-Trichloroethane	5.8	U	53.0	50.2		ug/Kg	☼	95	73 - 130
1,1,2-Trichloroethane	3.7	U	53.0	45.7		ug/Kg	☼	86	78 - 121
Trichloroethene	5.8	U	53.0	48.8		ug/Kg	☼	92	77 - 123
Trichlorofluoromethane	12	U	53.0	56.4		ug/Kg	☼	106	62 - 140
1,2,4-Trichlorobenzene	1.9	U	53.0	54.8		ug/Kg	☼	103	67 - 129

Method: 8260B - Volatile Organic Compounds (GC/MS) (Continued)

Lab Sample ID: 280-143187-9 MS — **Client Sample ID: V-S10A-241120-300**
Matrix: Solid — **Prep Type: Total/NA**
Analysis Batch: 519110 — **Prep Batch: 518231**

Analyte	Sample Result	Sample Qualifier	Spike Added	MS Result	MS Qualifier	Unit	D	%Rec	%Rec. Limits
1,2,3-Trichloropropane	0.93	U	53.0	53.6		ug/Kg	☼	101	73 - 125
1,2,4-Trimethylbenzene	5.8	U	53.0	47.8		ug/Kg	☼	90	75 - 123
1,3,5-Trimethylbenzene	5.8	U	53.0	46.6		ug/Kg	☼	88	73 - 124
Vinyl chloride	3.7	U Q	53.0	60.0		ug/Kg	☼	113	56 - 135
o-Xylene	0.93	U	53.0	50.0		ug/Kg	☼	94	77 - 123
m-Xylene & p-Xylene	3.7	U	53.0	51.0		ug/Kg	☼	96	77 - 124
2-Chlorotoluene	1.9	U	53.0	42.6		ug/Kg	☼	80	75 - 122

Surrogate	*MS %Recovery*	*MS Qualifier*	*Limits*
Toluene-d8 (Surr)	*99*		*85 - 116*
1,2-Dichloroethane-d4 (Surr)	*104*		*71 - 136*
4-Bromofluorobenzene (Surr)	*102*		*79 - 119*
Dibromofluoromethane (Surr)	*94*		*78 - 119*

Lab Sample ID: 280-143187-9 MSD — **Client Sample ID: V-S10A-241120-300**
Matrix: Solid — **Prep Type: Total/NA**
Analysis Batch: 519110 — **Prep Batch: 518231**

Analyte	Sample Result	Sample Qualifier	Spike Added	MSD Result	MSD Qualifier	Unit	D	%Rec	%Rec. Limits	RPD	RPD Limit
Acetone	83	U Q	220	224		ug/Kg	☼	102	36 - 164	5	20
Benzene	0.46	U	55.1	53.1		ug/Kg	☼	96	77 - 121	13	20
Bromobenzene	1.9	U	55.1	48.4		ug/Kg	☼	88	78 - 121	5	20
Bromochloromethane	5.8	U J1	55.1	49.7		ug/Kg	☼	90	78 - 125	19	20
Bromodichloromethane	5.8	U	55.1	64.3		ug/Kg	☼	117	75 - 127	19	20
Bromoform	5.9	U	55.1	54.0		ug/Kg	☼	98	67 - 132	5	20
Bromomethane	3.7	U	55.1	58.1		ug/Kg	☼	105	53 - 143	6	20
2-Butanone (MEK)	15	U Q J1	220	211	J1	ug/Kg	☼	96	51 - 148	22	20
n-Butylbenzene	1.9	U	55.1	48.3		ug/Kg	☼	88	70 - 128	9	20
sec-Butylbenzene	1.9	U	55.1	47.2		ug/Kg	☼	86	73 - 126	5	20
tert-Butylbenzene	1.9	U	55.1	50.7		ug/Kg	☼	92	73 - 125	14	20
Carbon disulfide	5.8	U Q	55.1	52.4		ug/Kg	☼	95	63 - 132	8	20
Carbon tetrachloride	5.8	U	55.1	55.7		ug/Kg	☼	101	70 - 135	13	20
Chlorobenzene	5.8	U	55.1	50.6		ug/Kg	☼	92	79 - 120	4	20
Chloroethane	7.4	U Q	55.1	63.6		ug/Kg	☼	115	59 - 139	5	20
Chloroform	0.93	U	55.1	60.4		ug/Kg	☼	110	78 - 123	18	20
Chloromethane	1.9	U Q	55.1	41.7		ug/Kg	☼	76	50 - 136	4	20
4-Chlorotoluene	0.93	U	55.1	46.6		ug/Kg	☼	85	72 - 124	12	20
Dibromochloromethane	5.8	U	55.1	50.7		ug/Kg	☼	92	74 - 126	12	20
1,2-Dibromo-3-Chloropropane	12	U	55.1	54.9		ug/Kg	☼	100	61 - 132	0	20
Dichlorodifluoromethane	7.4	U Q	55.1	34.3		ug/Kg	☼	62	29 - 149	5	20
Dibromomethane	0.93	U	55.1	57.8		ug/Kg	☼	105	78 - 125	20	20
Ethylene Dibromide	1.9	U	55.1	56.6		ug/Kg	☼	103	78 - 122	14	20
1,2-Dichlorobenzene	5.8	U	55.1	43.3		ug/Kg	☼	79	78 - 121	11	20
1,3-Dichlorobenzene	1.9	U	55.1	46.7		ug/Kg	☼	85	77 - 121	4	20
1,4-Dichlorobenzene	0.93	U	55.1	44.8		ug/Kg	☼	81	75 - 120	6	20
1,1-Dichloroethane	0.93	U	55.1	52.2		ug/Kg	☼	95	76 - 125	13	20
1,2-Dichloroethane	1.9	U	55.1	56.4		ug/Kg	☼	102	73 - 128	11	20
1,1-Dichloroethene	1.9	U Q	55.1	50.2		ug/Kg	☼	91	70 - 131	10	20

Method: 8260B - Volatile Organic Compounds (GC/MS) (Continued)

Lab Sample ID: 280-143187-9 MSD
Matrix: Solid
Analysis Batch: 519110

Client Sample ID: V-S10A-241120-300
Prep Type: Total/NA
Prep Batch: 518231

Analyte	Sample Result	Sample Qualifier	Spike Added	MSD Result	MSD Qualifier	Unit	D	%Rec	%Rec. Limits	RPD	RPD Limit
cis-1,2-Dichloroethene	0.93	U J1	55.1	54.4	J1	ug/Kg	☼	99	77 - 123	21	20
trans-1,2-Dichloroethene	0.93	U Q	55.1	52.7		ug/Kg	☼	96	74 - 125	15	20
1,2-Dichloropropane	1.9	U M	55.1	53.0		ug/Kg	☼	96	76 - 123	17	20
1,3-Dichloropropane	0.46	U	55.1	57.3		ug/Kg	☼	104	77 - 121	5	20
2,2-Dichloropropane	1.9	U J1	55.1	60.5	J1	ug/Kg	☼	110	67 - 133	24	20
1,1-Dichloropropene	0.46	U	55.1	56.9		ug/Kg	☼	103	76 - 125	13	20
cis-1,3-Dichloropropene	0.46	U Q	55.1	60.4		ug/Kg	☼	110	74 - 126	10	20
trans-1,3-Dichloropropene	0.23	U	55.1	58.0		ug/Kg	☼	105	71 - 130	8	20
Ethylbenzene	0.93	U	55.1	53.8		ug/Kg	☼	98	76 - 122	8	20
2-Hexanone	15	U	220	215		ug/Kg	☼	98	53 - 145	11	20
Hexachlorobutadiene	5.8	U Q	55.1	45.8		ug/Kg	☼	83	61 - 135	19	20
Isopropylbenzene	5.8	U	55.1	51.7		ug/Kg	☼	94	68 - 134	6	20
4-Isopropyltoluene	3.7	U	55.1	44.5		ug/Kg	☼	81	73 - 127	5	20
Methylene Chloride	3.7	U M Q	55.1	53.9		ug/Kg	☼	98	70 - 128	10	20
4-Methyl-2-pentanone (MIBK)	15	U	220	207		ug/Kg	☼	94	65 - 135	9	20
Methyl tert-butyl ether	7.4	U Q J1	55.1	79.9	J1	ug/Kg	☼	145	73 - 125	14	20
Naphthalene	7.8	U	55.1	54.3		ug/Kg	☼	99	62 - 129	0	20
N-Propylbenzene	1.9	U	55.1	44.9		ug/Kg	☼	81	73 - 125	3	20
Styrene	0.93	U	55.1	54.1		ug/Kg	☼	98	76 - 124	2	20
1,1,1,2-Tetrachloroethane	5.8	U	55.1	53.6		ug/Kg	☼	97	78 - 125	11	20
1,1,2,2-Tetrachloroethane	0.93	U	55.1	56.9		ug/Kg	☼	103	70 - 124	9	20
Tetrachloroethene	5.8	U	55.1	49.1		ug/Kg	☼	89	73 - 128	11	20
Toluene	0.93	U	55.1	54.5		ug/Kg	☼	99	77 - 121	15	20
1,2,3-Trichlorobenzene	3.7	U Q	55.1	54.8		ug/Kg	☼	99	66 - 130	1	20
1,1,1-Trichloroethane	5.8	U	55.1	59.4		ug/Kg	☼	108	73 - 130	17	20
1,1,2-Trichloroethane	3.7	U	55.1	51.0		ug/Kg	☼	92	78 - 121	11	20
Trichloroethene	5.8	U	55.1	59.7		ug/Kg	☼	108	77 - 123	20	20
Trichlorofluoromethane	12	U	55.1	59.0		ug/Kg	☼	107	62 - 140	5	20
1,2,4-Trichlorobenzene	1.9	U	55.1	48.6		ug/Kg	☼	88	67 - 129	12	20
1,2,3-Trichloropropane	0.93	U	55.1	54.1		ug/Kg	☼	98	73 - 125	1	20
1,2,4-Trimethylbenzene	5.8	U	55.1	55.0		ug/Kg	☼	100	75 - 123	14	20
1,3,5-Trimethylbenzene	5.8	U	55.1	50.1		ug/Kg	☼	91	73 - 124	7	20
Vinyl chloride	3.7	U Q	55.1	61.6		ug/Kg	☼	112	56 - 135	3	20
o-Xylene	0.93	U	55.1	49.8		ug/Kg	☼	90	77 - 123	0	20
m-Xylene & p-Xylene	3.7	U	55.1	51.6		ug/Kg	☼	94	77 - 124	1	20
2-Chlorotoluene	1.9	U	55.1	45.4		ug/Kg	☼	82	75 - 122	6	20

Surrogate	*MSD %Recovery*	*MSD Qualifier*	*Limits*
Toluene-d8 (Surr)	*100*		*85 - 116*
1,2-Dichloroethane-d4 (Surr)	*114*		*71 - 136*
4-Bromofluorobenzene (Surr)	*104*		*79 - 119*
Dibromofluoromethane (Surr)	*99*		*78 - 119*

Method: 8260B - Volatile Organic Compounds (GC/MS) (Continued)

Lab Sample ID: MB 280-519417/11
Matrix: Water
Analysis Batch: 519417

Client Sample ID: Method Blank
Prep Type: Total/NA

Analyte	MB Result	MB Qualifier	LOQ	LOD	DL	Unit	D	Analyzed	Dil Fac
Acetone	6.4	U	10	6.4	1.9	ug/L		12/07/20 10:44	1
Benzene	0.40	U	1.0	0.40	0.16	ug/L		12/07/20 10:44	1
Bromobenzene	0.40	U	1.0	0.40	0.17	ug/L		12/07/20 10:44	1
Bromochloromethane	0.20	U	1.0	0.20	0.10	ug/L		12/07/20 10:44	1
Bromodichloromethane	0.40	U	1.0	0.40	0.17	ug/L		12/07/20 10:44	1
Bromoform	1.0	U	1.0	1.0	0.46	ug/L		12/07/20 10:44	1
Bromomethane	0.80	U M	2.0	0.80	0.21	ug/L		12/07/20 10:44	1
2-Butanone (MEK)	4.0	U	6.0	4.0	2.0	ug/L		12/07/20 10:44	1
n-Butylbenzene	0.80	U	1.0	0.80	0.14	ug/L		12/07/20 10:44	1
sec-Butylbenzene	0.40	U	1.0	0.40	0.17	ug/L		12/07/20 10:44	1
tert-Butylbenzene	0.40	U	1.0	0.40	0.16	ug/L		12/07/20 10:44	1
Carbon disulfide	0.80	U	2.0	0.80	0.17	ug/L		12/07/20 10:44	1
Carbon tetrachloride	0.40	U	2.0	0.40	0.19	ug/L		12/07/20 10:44	1
Chlorobenzene	0.40	U	1.0	0.40	0.17	ug/L		12/07/20 10:44	1
Chloroethane	1.6	U	2.0	1.6	0.41	ug/L		12/07/20 10:44	1
Chloroform	0.40	U	1.0	0.40	0.16	ug/L		12/07/20 10:44	1
Chloromethane	0.80	U	2.0	0.80	0.30	ug/L		12/07/20 10:44	1
4-Chlorotoluene	0.80	U	1.0	0.80	0.21	ug/L		12/07/20 10:44	1
Dibromochloromethane	0.40	U	1.0	0.40	0.17	ug/L		12/07/20 10:44	1
1,2-Dibromo-3-Chloropropane	1.6	U	5.0	1.6	0.47	ug/L		12/07/20 10:44	1
Dichlorodifluoromethane	0.80	U	2.0	0.80	0.31	ug/L		12/07/20 10:44	1
Dibromomethane	0.40	U	1.0	0.40	0.17	ug/L		12/07/20 10:44	1
Ethylene Dibromide	0.40	U	1.0	0.40	0.18	ug/L		12/07/20 10:44	1
1,2-Dichlorobenzene	0.40	U	1.0	0.40	0.15	ug/L		12/07/20 10:44	1
1,3-Dichlorobenzene	0.40	U	1.0	0.40	0.13	ug/L		12/07/20 10:44	1
1,4-Dichlorobenzene	0.40	U	1.0	0.40	0.16	ug/L		12/07/20 10:44	1
1,1-Dichloroethane	0.80	U	1.0	0.80	0.22	ug/L		12/07/20 10:44	1
1,2-Dichloroethane	0.40	U	1.0	0.40	0.13	ug/L		12/07/20 10:44	1
1,1-Dichloroethene	0.80	U	1.0	0.80	0.23	ug/L		12/07/20 10:44	1
1,2-Dichloroethene, Total	0.40	U	1.0	0.40	0.15	ug/L		12/07/20 10:44	1
cis-1,2-Dichloroethene	0.40	U	1.0	0.40	0.15	ug/L		12/07/20 10:44	1
trans-1,2-Dichloroethene	0.40	U	1.0	0.40	0.15	ug/L		12/07/20 10:44	1
1,2-Dichloropropane	0.40	U M	1.0	0.40	0.18	ug/L		12/07/20 10:44	1
1,3-Dichloropropane	0.20	U	1.0	0.20	0.090	ug/L		12/07/20 10:44	1
2,2-Dichloropropane	0.80	U	1.0	0.80	0.38	ug/L		12/07/20 10:44	1
1,1-Dichloropropene	0.40	U	1.0	0.40	0.19	ug/L		12/07/20 10:44	1
cis-1,3-Dichloropropene	0.40	U	1.0	0.40	0.16	ug/L		12/07/20 10:44	1
trans-1,3-Dichloropropene	0.40	U	1.0	0.40	0.19	ug/L		12/07/20 10:44	1
Ethylbenzene	0.40	U	1.0	0.40	0.16	ug/L		12/07/20 10:44	1
2-Hexanone	4.0	U	5.0	4.0	1.7	ug/L		12/07/20 10:44	1
Hexachlorobutadiene	0.80	U	1.0	0.80	0.36	ug/L		12/07/20 10:44	1
Isopropylbenzene	0.40	U	1.0	0.40	0.19	ug/L		12/07/20 10:44	1
4-Isopropyltoluene	0.40	U	1.0	0.40	0.20	ug/L		12/07/20 10:44	1
Methylene Chloride	2.0	U	5.0	2.0	0.94	ug/L		12/07/20 10:44	1
4-Methyl-2-pentanone (MIBK)	3.2	U	5.0	3.2	0.98	ug/L		12/07/20 10:44	1
Methyl tert-butyl ether	0.80	U	5.0	0.80	0.25	ug/L		12/07/20 10:44	1
Naphthalene	0.80	U	1.0	0.80	0.22	ug/L		12/07/20 10:44	1
N-Propylbenzene	0.40	U	1.0	0.40	0.16	ug/L		12/07/20 10:44	1

Method: 8260B - Volatile Organic Compounds (GC/MS) (Continued)

Lab Sample ID: MB 280-519417/11
Matrix: Water
Analysis Batch: 519417

Client Sample ID: Method Blank
Prep Type: Total/NA

Analyte	MB Result	MB Qualifier	LOQ	LOD	DL	Unit	D	Analyzed	Dil Fac
Styrene	0.80	U	1.0	0.80	0.36	ug/L		12/07/20 10:44	1
1,1,1,2-Tetrachloroethane	0.80	U	1.0	0.80	0.21	ug/L		12/07/20 10:44	1
1,1,2,2-Tetrachloroethane	0.80	U	1.0	0.80	0.21	ug/L		12/07/20 10:44	1
Tetrachloroethene	0.40	U	1.0	0.40	0.20	ug/L		12/07/20 10:44	1
Toluene	0.40	U	1.0	0.40	0.17	ug/L		12/07/20 10:44	1
1,2,3-Trichlorobenzene	0.80	U	1.0	0.80	0.21	ug/L		12/07/20 10:44	1
1,1,1-Trichloroethane	0.40	U	1.0	0.40	0.16	ug/L		12/07/20 10:44	1
1,1,2-Trichloroethane	0.80	U	1.0	0.80	0.27	ug/L		12/07/20 10:44	1
Trichloroethene	0.40	U	1.0	0.40	0.16	ug/L		12/07/20 10:44	1
Trichlorofluoromethane	0.80	U	2.0	0.80	0.29	ug/L		12/07/20 10:44	1
1,2,4-Trichlorobenzene	0.80	U	1.0	0.80	0.21	ug/L		12/07/20 10:44	1
1,2,3-Trichloropropane	0.80	U	3.0	0.80	0.33	ug/L		12/07/20 10:44	1
1,2,4-Trimethylbenzene	0.40	U	1.0	0.40	0.15	ug/L		12/07/20 10:44	1
1,3,5-Trimethylbenzene	0.40	U	1.0	0.40	0.16	ug/L		12/07/20 10:44	1
Vinyl chloride	0.20	U	1.5	0.20	0.10	ug/L		12/07/20 10:44	1
o-Xylene	0.40	U	1.0	0.40	0.19	ug/L		12/07/20 10:44	1
m-Xylene & p-Xylene	0.80	U	2.0	0.80	0.15	ug/L		12/07/20 10:44	1
2-Chlorotoluene	0.40	U	1.0	0.40	0.17	ug/L		12/07/20 10:44	1

Surrogate	*MB %Recovery*	*MB Qualifier*	*Limits*	*Prepared*	*Analyzed*	*Dil Fac*
Toluene-d8 (Surr)	*100*		*89 - 112*		*12/07/20 10:44*	*1*
1,2-Dichloroethane-d4 (Surr)	*97*		*81 - 118*		*12/07/20 10:44*	*1*
4-Bromofluorobenzene (Surr)	*104*		*85 - 114*		*12/07/20 10:44*	*1*
Dibromofluoromethane (Surr)	*100*		*80 - 119*		*12/07/20 10:44*	*1*

Lab Sample ID: LCS 280-519417/5
Matrix: Water
Analysis Batch: 519417

Client Sample ID: Lab Control Sample
Prep Type: Total/NA

Analyte	Spike Added	LCS Result	LCS Qualifier	Unit	D	%Rec	%Rec. Limits
Acetone	100	107		ug/L		107	39 - 160
Benzene	25.0	23.6		ug/L		94	79 - 120
Bromobenzene	25.0	23.4		ug/L		93	80 - 120
Bromochloromethane	25.0	24.0		ug/L		96	78 - 123
Bromodichloromethane	25.0	25.5		ug/L		102	79 - 125
Bromoform	25.0	23.8		ug/L		95	66 - 130
Bromomethane	25.0	23.8		ug/L		95	53 - 141
2-Butanone (MEK)	100	103		ug/L		103	56 - 143
n-Butylbenzene	25.0	23.4		ug/L		94	75 - 128
sec-Butylbenzene	25.0	23.1		ug/L		92	77 - 126
tert-Butylbenzene	25.0	23.0		ug/L		92	78 - 124
Carbon disulfide	25.0	21.7		ug/L		87	64 - 133
Carbon tetrachloride	25.0	23.8		ug/L		95	72 - 136
Chlorobenzene	25.0	22.5		ug/L		90	82 - 118
Chloroethane	25.0	25.5		ug/L		102	60 - 138
Chloroform	25.0	24.1		ug/L		96	79 - 124
Chloromethane	25.0	18.8		ug/L		75	50 - 139
4-Chlorotoluene	25.0	23.1		ug/L		92	78 - 122

Method: 8260B - Volatile Organic Compounds (GC/MS) (Continued)

Lab Sample ID: LCS 280-519417/5
Matrix: Water
Analysis Batch: 519417

Client Sample ID: Lab Control Sample
Prep Type: Total/NA

Analyte	Spike Added	LCS Result	LCS Qualifier	Unit	D	%Rec	%Rec. Limits
Dibromochloromethane	25.0	26.8		ug/L		107	74 - 126
1,2-Dibromo-3-Chloropropane	25.0	23.7		ug/L		95	62 - 128
Dichlorodifluoromethane	25.0	12.2		ug/L		49	32 - 152
Dibromomethane	25.0	24.4		ug/L		97	79 - 123
Ethylene Dibromide	25.0	23.9		ug/L		96	77 - 121
1,2-Dichlorobenzene	25.0	22.7		ug/L		91	80 - 119
1,3-Dichlorobenzene	25.0	22.7		ug/L		91	80 - 119
1,4-Dichlorobenzene	25.0	22.7		ug/L		91	79 - 118
1,1-Dichloroethane	25.0	23.7		ug/L		95	77 - 125
1,2-Dichloroethane	25.0	22.2		ug/L		89	73 - 128
1,1-Dichloroethene	25.0	25.0		ug/L		100	71 - 131
cis-1,2-Dichloroethene	25.0	24.0		ug/L		96	78 - 123
trans-1,2-Dichloroethene	25.0	23.9		ug/L		96	75 - 124
1,2-Dichloropropane	25.0	22.3		ug/L		89	78 - 122
1,3-Dichloropropane	25.0	23.7		ug/L		95	80 - 119
2,2-Dichloropropane	25.0	22.0		ug/L		88	60 - 139
1,1-Dichloropropene	25.0	22.7		ug/L		91	79 - 125
cis-1,3-Dichloropropene	25.0	23.6		ug/L		95	75 - 124
trans-1,3-Dichloropropene	25.0	22.6		ug/L		91	73 - 127
Ethylbenzene	25.0	22.6		ug/L		91	79 - 121
2-Hexanone	100	106		ug/L		106	57 - 139
Hexachlorobutadiene	25.0	24.0		ug/L		96	66 - 134
Isopropylbenzene	25.0	23.7		ug/L		95	72 - 131
4-Isopropyltoluene	25.0	23.7		ug/L		95	77 - 127
Methylene Chloride	25.0	22.4		ug/L		89	74 - 124
4-Methyl-2-pentanone (MIBK)	100	107		ug/L		107	67 - 130
Methyl tert-butyl ether	25.0	24.1		ug/L		96	71 - 124
Naphthalene	25.0	23.9		ug/L		96	61 - 128
N-Propylbenzene	25.0	23.9		ug/L		96	76 - 126
Styrene	25.0	23.0		ug/L		92	78 - 123
1,1,1,2-Tetrachloroethane	25.0	24.3		ug/L		97	78 - 124
1,1,2,2-Tetrachloroethane	25.0	25.5		ug/L		102	71 - 121
Tetrachloroethene	25.0	22.5		ug/L		90	74 - 129
Toluene	25.0	23.3		ug/L		93	80 - 121
1,2,3-Trichlorobenzene	25.0	22.9		ug/L		91	69 - 129
1,1,1-Trichloroethane	25.0	24.1		ug/L		96	74 - 131
1,1,2-Trichloroethane	25.0	25.3		ug/L		101	80 - 119
Trichloroethene	25.0	22.6		ug/L		91	79 - 123
Trichlorofluoromethane	25.0	27.4		ug/L		110	65 - 141
1,2,4-Trichlorobenzene	25.0	23.3		ug/L		93	69 - 130
1,2,3-Trichloropropane	25.0	25.1		ug/L		100	73 - 122
1,2,4-Trimethylbenzene	25.0	24.1		ug/L		96	76 - 124
1,3,5-Trimethylbenzene	25.0	23.6		ug/L		94	75 - 124
Vinyl chloride	25.0	22.7		ug/L		91	58 - 137
o-Xylene	25.0	22.4		ug/L		89	78 - 122
m-Xylene & p-Xylene	25.0	22.3		ug/L		89	80 - 121
2-Chlorotoluene	25.0	23.0		ug/L		92	79 - 122

Method: 8260B - Volatile Organic Compounds (GC/MS) (Continued)

Lab Sample ID: LCS 280-519417/5
Matrix: Water
Analysis Batch: 519417

Client Sample ID: Lab Control Sample
Prep Type: Total/NA

Surrogate	*LCS %Recovery*	*LCS Qualifier*	*Limits*
Toluene-d8 (Surr)	*99*		*89 - 112*
1,2-Dichloroethane-d4 (Surr)	*95*		*81 - 118*
4-Bromofluorobenzene (Surr)	*103*		*85 - 114*
Dibromofluoromethane (Surr)	*100*		*80 - 119*

Lab Sample ID: LCSD 280-519417/6
Matrix: Water
Analysis Batch: 519417

Client Sample ID: Lab Control Sample Dup
Prep Type: Total/NA

Analyte	Spike Added	LCSD Result	LCSD Qualifier	Unit	D	%Rec	%Rec. Limits	RPD	RPD Limit
Acetone	100	103		ug/L		103	39 - 160	5	20
Benzene	25.0	25.0		ug/L		100	79 - 120	6	20
Bromobenzene	25.0	24.2		ug/L		97	80 - 120	3	20
Bromochloromethane	25.0	25.8		ug/L		103	78 - 123	7	20
Bromodichloromethane	25.0	27.3		ug/L		109	79 - 125	7	20
Bromoform	25.0	24.9		ug/L		100	66 - 130	5	20
Bromomethane	25.0	25.5		ug/L		102	53 - 141	7	20
2-Butanone (MEK)	100	92.2		ug/L		92	56 - 143	11	20
n-Butylbenzene	25.0	24.1		ug/L		96	75 - 128	3	20
sec-Butylbenzene	25.0	23.7		ug/L		95	77 - 126	3	20
tert-Butylbenzene	25.0	23.9		ug/L		96	78 - 124	4	20
Carbon disulfide	25.0	23.2		ug/L		93	64 - 133	7	20
Carbon tetrachloride	25.0	25.8		ug/L		103	72 - 136	8	20
Chlorobenzene	25.0	24.0		ug/L		96	82 - 118	7	20
Chloroethane	25.0	24.4		ug/L		98	60 - 138	4	20
Chloroform	25.0	25.1		ug/L		100	79 - 124	4	20
Chloromethane	25.0	18.5		ug/L		74	50 - 139	2	20
4-Chlorotoluene	25.0	23.8		ug/L		95	78 - 122	3	20
Dibromochloromethane	25.0	27.7		ug/L		111	74 - 126	3	20
1,2-Dibromo-3-Chloropropane	25.0	22.4		ug/L		90	62 - 128	6	20
Dichlorodifluoromethane	25.0	11.8		ug/L		47	32 - 152	3	20
Dibromomethane	25.0	25.7		ug/L		103	79 - 123	5	20
Ethylene Dibromide	25.0	25.0		ug/L		100	77 - 121	4	20
1,2-Dichlorobenzene	25.0	23.5		ug/L		94	80 - 119	3	20
1,3-Dichlorobenzene	25.0	23.6		ug/L		94	80 - 119	4	20
1,4-Dichlorobenzene	25.0	23.3		ug/L		93	79 - 118	3	20
1,1-Dichloroethane	25.0	25.1		ug/L		100	77 - 125	6	20
1,2-Dichloroethane	25.0	23.6		ug/L		95	73 - 128	6	20
1,1-Dichloroethene	25.0	27.4		ug/L		110	71 - 131	9	20
cis-1,2-Dichloroethene	25.0	25.7		ug/L		103	78 - 123	6	20
trans-1,2-Dichloroethene	25.0	25.0		ug/L		100	75 - 124	5	20
1,2-Dichloropropane	25.0	24.0		ug/L		96	78 - 122	7	20
1,3-Dichloropropane	25.0	24.8		ug/L		99	80 - 119	4	20
2,2-Dichloropropane	25.0	22.1		ug/L		88	60 - 139	1	20
1,1-Dichloropropene	25.0	24.5		ug/L		98	79 - 125	8	20
cis-1,3-Dichloropropene	25.0	25.0		ug/L		100	75 - 124	6	20
trans-1,3-Dichloropropene	25.0	23.5		ug/L		94	73 - 127	4	20
Ethylbenzene	25.0	23.8		ug/L		95	79 - 121	5	20

Method: 8260B - Volatile Organic Compounds (GC/MS) (Continued)

Lab Sample ID: LCSD 280-519417/6
Matrix: Water
Analysis Batch: 519417

Client Sample ID: Lab Control Sample Dup
Prep Type: Total/NA

Analyte	Spike Added	LCSD Result	LCSD Qualifier	Unit	D	%Rec	%Rec. Limits	RPD	RPD Limit
2-Hexanone	100	104		ug/L		104	57 - 139	3	20
Hexachlorobutadiene	25.0	24.1		ug/L		96	66 - 134	1	20
Isopropylbenzene	25.0	24.5		ug/L		98	72 - 131	3	20
4-Isopropyltoluene	25.0	24.1		ug/L		96	77 - 127	2	20
Methylene Chloride	25.0	24.1		ug/L		96	74 - 124	8	20
4-Methyl-2-pentanone (MIBK)	100	106		ug/L		106	67 - 130	1	20
Methyl tert-butyl ether	25.0	24.6		ug/L		98	71 - 124	2	20
Naphthalene	25.0	23.9		ug/L		96	61 - 128	0	20
N-Propylbenzene	25.0	24.2		ug/L		97	76 - 126	2	20
Styrene	25.0	24.5		ug/L		98	78 - 123	6	20
1,1,1,2-Tetrachloroethane	25.0	26.2		ug/L		105	78 - 124	7	20
1,1,2,2-Tetrachloroethane	25.0	25.2		ug/L		101	71 - 121	1	20
Tetrachloroethene	25.0	24.1		ug/L		96	74 - 129	7	20
Toluene	25.0	24.7		ug/L		99	80 - 121	6	20
1,2,3-Trichlorobenzene	25.0	23.4		ug/L		94	69 - 129	3	20
1,1,1-Trichloroethane	25.0	25.2		ug/L		101	74 - 131	4	20
1,1,2-Trichloroethane	25.0	26.4		ug/L		106	80 - 119	4	20
Trichloroethene	25.0	23.6		ug/L		94	79 - 123	4	20
Trichlorofluoromethane	25.0	26.4		ug/L		106	65 - 141	4	20
1,2,4-Trichlorobenzene	25.0	23.7		ug/L		95	69 - 130	2	20
1,2,3-Trichloropropane	25.0	24.7		ug/L		99	73 - 122	1	20
1,2,4-Trimethylbenzene	25.0	24.5		ug/L		98	76 - 124	2	20
1,3,5-Trimethylbenzene	25.0	24.2		ug/L		97	75 - 124	3	20
Vinyl chloride	25.0	21.9		ug/L		88	58 - 137	4	20
o-Xylene	25.0	24.0		ug/L		96	78 - 122	7	20
m-Xylene & p-Xylene	25.0	23.9		ug/L		96	80 - 121	7	20
2-Chlorotoluene	25.0	24.2		ug/L		97	79 - 122	5	20

Surrogate	*LCSD %Recovery*	*LCSD Qualifier*	*Limits*
Toluene-d8 (Surr)	*100*		*89 - 112*
1,2-Dichloroethane-d4 (Surr)	*98*		*81 - 118*
4-Bromofluorobenzene (Surr)	*103*		*85 - 114*
Dibromofluoromethane (Surr)	*102*		*80 - 119*

Method: 8015D GRO - Gasoline Range Organics (GRO)

Lab Sample ID: MB 280-518214/1-A
Matrix: Solid
Analysis Batch: 519308

Client Sample ID: Method Blank
Prep Type: Total/NA
Prep Batch: 518214

Analyte	MB Result	MB Qualifier	LOQ	LOD	DL	Unit	D	Analyzed	Dil Fac
Gasoline Range Organics (GRO)-C6-C10	2.0	U	2.0	2.0	0.76	mg/Kg		12/04/20 23:58	1

Surrogate	*MB %Recovery*	*MB Qualifier*	*Limits*	*Prepared*	*Analyzed*	*Dil Fac*
a,a,a-Trifluorotoluene (Surr)	*96*		*77 - 123*	*11/25/20 18:23*	*12/04/20 23:58*	*1*

Method: 8015D GRO - Gasoline Range Organics (GRO) (Continued)

Lab Sample ID: LCS 280-518214/3-A — **Client Sample ID: Lab Control Sample**
Matrix: Solid — **Prep Type: Total/NA**
Analysis Batch: 519308 — **Prep Batch: 518214**

Analyte	Spike Added	LCS Result	LCS Qualifier	Unit	D	%Rec	%Rec. Limits
Gasoline Range Organics (GRO)-C6-C10	8.54	7.94		mg/Kg		93	79 - 122

Surrogate	*LCS %Recovery*	*LCS Qualifier*	*Limits*
a,a,a-Trifluorotoluene (Surr)	*101*		*77 - 123*

Lab Sample ID: LCSD 280-518214/5-A — **Client Sample ID: Lab Control Sample Dup**
Matrix: Solid — **Prep Type: Total/NA**
Analysis Batch: 519308 — **Prep Batch: 518214**

Analyte	Spike Added	LCSD Result	LCSD Qualifier	Unit	D	%Rec	%Rec. Limits	RPD	RPD Limit
Gasoline Range Organics (GRO)-C6-C10	8.54	7.86		mg/Kg		92	79 - 122	1	30

Surrogate	*LCSD %Recovery*	*LCSD Qualifier*	*Limits*
a,a,a-Trifluorotoluene (Surr)	*100*		*77 - 123*

Lab Sample ID: 280-143187-10 MS — **Client Sample ID: P-S10A-241120-300**
Matrix: Solid — **Prep Type: Total/NA**
Analysis Batch: 519308 — **Prep Batch: 518214**

Analyte	Sample Result	Sample Qualifier	Spike Added	MS Result	MS Qualifier	Unit	D	%Rec	%Rec. Limits
Gasoline Range Organics (GRO)-C6-C10	2.3	U	9.35	8.25		mg/Kg		88	79 - 122

Surrogate	*MS %Recovery*	*MS Qualifier*	*Limits*
a,a,a-Trifluorotoluene (Surr)	*99*		*77 - 123*

Lab Sample ID: 280-143187-10 MSD — **Client Sample ID: P-S10A-241120-300**
Matrix: Solid — **Prep Type: Total/NA**
Analysis Batch: 519308 — **Prep Batch: 518214**

Analyte	Sample Result	Sample Qualifier	Spike Added	MSD Result	MSD Qualifier	Unit	D	%Rec	%Rec. Limits	RPD	RPD Limit
Gasoline Range Organics (GRO)-C6-C10	2.3	U	9.36	7.95		mg/Kg		85	79 - 122	4	30

Surrogate	*MSD %Recovery*	*MSD Qualifier*	*Limits*
a,a,a-Trifluorotoluene (Surr)	*95*		*77 - 123*

Lab Sample ID: MB 280-518497/12 — **Client Sample ID: Method Blank**
Matrix: Water — **Prep Type: Total/NA**
Analysis Batch: 518497

Analyte	MB Result	MB Qualifier	LOQ	LOD	DL	Unit	D	Analyzed	Dil Fac
Gasoline Range Organics (GRO)-C6-C10	25	U	25	25	10	ug/L		11/29/20 19:00	1

Surrogate	*MB %Recovery*	*MB Qualifier*	*Limits*	*Prepared*	*Analyzed*	*Dil Fac*
a,a,a-Trifluorotoluene	*91*		*82 - 110*		*11/29/20 19:00*	*1*

Method: 8015D GRO - Gasoline Range Organics (GRO)

Lab Sample ID: LCS 280-518497/10
Matrix: Water
Analysis Batch: 518497

Client Sample ID: Lab Control Sample
Prep Type: Total/NA

Analyte			Spike Added	LCS Result	LCS Qualifier	Unit	D	%Rec	%Rec. Limits		
Gasoline Range Organics (GRO)-C6-C10			76.9	66.7		ug/L		87	78 - 122		

Surrogate	*LCS %Recovery*	*LCS Qualifier*	*Limits*
a,a,a-Trifluorotoluene	*99*		*82 - 110*

Lab Sample ID: LCSD 280-518497/11
Matrix: Water
Analysis Batch: 518497

Client Sample ID: Lab Control Sample Dup
Prep Type: Total/NA

Analyte			Spike Added	LCSD Result	LCSD Qualifier	Unit	D	%Rec	%Rec. Limits	RPD	RPD Limit
Gasoline Range Organics (GRO)-C6-C10			76.9	62.3		ug/L		81	78 - 122	7	30

Surrogate	*LCSD %Recovery*	*LCSD Qualifier*	*Limits*
a,a,a-Trifluorotoluene	*84*		*82 - 110*

Method: 8015D DRO - Diesel Range Organics (DRO) (GC)

Lab Sample ID: MB 280-518755/1-A
Matrix: Solid
Analysis Batch: 520041

Client Sample ID: Method Blank
Prep Type: Total/NA
Prep Batch: 518755

Analyte	MB Result	MB Qualifier	LOQ	LOD	DL	Unit	D	Analyzed	Dil Fac
Diesel Range Organics [C10-C28]	8.0	U	8.0	8.0	3.6	mg/Kg		12/11/20 08:42	1
Motor Oil (C20-C38)	23	U	24	23	7.8	mg/Kg		12/11/20 08:42	1

Surrogate	*MB %Recovery*	*MB Qualifier*	*Limits*	*Prepared*	*Analyzed*	*Dil Fac*
o-Terphenyl (Surr)	*73*		*45 - 130*	*12/01/20 17:52*	*12/11/20 08:42*	*1*
n-Octacosane	*95*		*25 - 162*	*12/01/20 17:52*	*12/11/20 08:42*	*1*

Lab Sample ID: LCS 280-518755/2-A
Matrix: Solid
Analysis Batch: 520041

Client Sample ID: Lab Control Sample
Prep Type: Total/NA
Prep Batch: 518755

Analyte			Spike Added	LCS Result	LCS Qualifier	Unit	D	%Rec	%Rec. Limits		
Diesel Range Organics [C10-C28]			132	116		mg/Kg		88	38 - 132		

Surrogate	*LCS %Recovery*	*LCS Qualifier*	*Limits*
o-Terphenyl (Surr)	*95*		*45 - 130*
n-Octacosane	*99*		*25 - 162*

Method: 8015D DRO - Diesel Range Organics (DRO) (GC) (Continued)

Lab Sample ID: LCS 280-518755/3-A — **Client Sample ID: Lab Control Sample**
Matrix: Solid — **Prep Type: Total/NA**
Analysis Batch: 520041 — **Prep Batch: 518755**

Analyte			Spike Added	LCS Result	LCS Qualifier	Unit	D	%Rec	%Rec. Limits		
Motor Oil (C20-C38)			334	310		mg/Kg		93	39 - 106		

Surrogate	*LCS %Recovery*	*LCS Qualifier*	*Limits*
o-Terphenyl (Surr)	*81*		*45 - 130*
n-Octacosane	*119*		*25 - 162*

Lab Sample ID: 280-143187-10 MS — **Client Sample ID: P-S10A-241120-300**
Matrix: Solid — **Prep Type: Total/NA**
Analysis Batch: 520158 — **Prep Batch: 518755**

Analyte	Sample Result	Sample Qualifier	Spike Added	MS Result	MS Qualifier	Unit	D	%Rec	%Rec. Limits		
Diesel Range Organics [C10-C28]	8.0	U	128	106		mg/Kg	☼	83	38 - 132		

Surrogate	*MS %Recovery*	*MS Qualifier*	*Limits*
o-Terphenyl (Surr)	*88*		*45 - 130*
n-Octacosane	*92*		*25 - 162*

Lab Sample ID: 280-143187-10 MS — **Client Sample ID: P-S10A-241120-300**
Matrix: Solid — **Prep Type: Total/NA**
Analysis Batch: 520158 — **Prep Batch: 518755**

Analyte	Sample Result	Sample Qualifier	Spike Added	MS Result	MS Qualifier	Unit	D	%Rec	%Rec. Limits		
Motor Oil (C20-C38)	23	U	337	313		mg/Kg	☼	93	45 - 130		

Surrogate	*MS %Recovery*	*MS Qualifier*	*Limits*
o-Terphenyl (Surr)	*73*		*45 - 130*
n-Octacosane	*111*		*25 - 162*

Lab Sample ID: 280-143187-10 MSD — **Client Sample ID: P-S10A-241120-300**
Matrix: Solid — **Prep Type: Total/NA**
Analysis Batch: 520158 — **Prep Batch: 518755**

Analyte	Sample Result	Sample Qualifier	Spike Added	MSD Result	MSD Qualifier	Unit	D	%Rec	%Rec. Limits	RPD	RPD Limit
Diesel Range Organics [C10-C28]	8.0	U	131	90.4		mg/Kg	☼	69	38 - 132	16	30

Surrogate	*MSD %Recovery*	*MSD Qualifier*	*Limits*
o-Terphenyl (Surr)	*74*		*45 - 130*
n-Octacosane	*78*		*25 - 162*

Lab Sample ID: 280-143187-10 MSD — **Client Sample ID: P-S10A-241120-300**
Matrix: Solid — **Prep Type: Total/NA**
Analysis Batch: 520158 — **Prep Batch: 518755**

Analyte	Sample Result	Sample Qualifier	Spike Added	MSD Result	MSD Qualifier	Unit	D	%Rec	%Rec. Limits	RPD	RPD Limit
Motor Oil (C20-C38)	23	U	328	280		mg/Kg	☼	85	45 - 130	11	30

Method: 8015D DRO - Diesel Range Organics (DRO) (GC) (Continued)

Lab Sample ID: 280-143187-10 MSD
Matrix: Solid
Analysis Batch: 520158

Client Sample ID: P-S10A-241120-300
Prep Type: Total/NA
Prep Batch: 518755

Surrogate	MSD %Recovery	MSD Qualifier	Limits
o-Terphenyl (Surr)	68		45 - 130
n-Octacosane	102		25 - 162

GC/MS VOA

Prep Batch: 518231

Lab Sample ID	Client Sample ID	Prep Type	Matrix	Method	Prep Batch
280-143187-2	V-S10A-241120-280	Total/NA	Solid	5035	
280-143187-4	V-S10A-241120-281	Total/NA	Solid	5035	
280-143187-6	V-S10A-241120-320	Total/NA	Solid	5035	
280-143187-9	V-S10A-241120-300	Total/NA	Solid	5035	
280-143187-12	V-S10A-241120-310	Total/NA	Solid	5035	
280-143187-14	V-S10A-241120-291	Total/NA	Solid	5035	
280-143187-16	V-S10A-241125-291	Total/NA	Solid	5035	
MB 280-518231/1-A	Method Blank	Total/NA	Solid	5035	
LCS 280-518231/3-A	Lab Control Sample	Total/NA	Solid	5035	
LCSD 280-518231/5-A	Lab Control Sample Dup	Total/NA	Solid	5035	
280-143187-9 MS	V-S10A-241120-300	Total/NA	Solid	5035	
280-143187-9 MSD	V-S10A-241120-300	Total/NA	Solid	5035	

Analysis Batch: 519110

Lab Sample ID	Client Sample ID	Prep Type	Matrix	Method	Prep Batch
280-143187-2	V-S10A-241120-280	Total/NA	Solid	8260B	518231
280-143187-4	V-S10A-241120-281	Total/NA	Solid	8260B	518231
280-143187-6	V-S10A-241120-320	Total/NA	Solid	8260B	518231
280-143187-9	V-S10A-241120-300	Total/NA	Solid	8260B	518231
280-143187-12	V-S10A-241120-310	Total/NA	Solid	8260B	518231
280-143187-14	V-S10A-241120-291	Total/NA	Solid	8260B	518231
280-143187-16	V-S10A-241125-291	Total/NA	Solid	8260B	518231
MB 280-518231/1-A	Method Blank	Total/NA	Solid	8260B	518231
LCS 280-518231/3-A	Lab Control Sample	Total/NA	Solid	8260B	518231
LCSD 280-518231/5-A	Lab Control Sample Dup	Total/NA	Solid	8260B	518231
280-143187-9 MS	V-S10A-241120-300	Total/NA	Solid	8260B	518231
280-143187-9 MSD	V-S10A-241120-300	Total/NA	Solid	8260B	518231

Analysis Batch: 519417

Lab Sample ID	Client Sample ID	Prep Type	Matrix	Method	Prep Batch
280-143187-1	TB-S10A-241120-01	Total/NA	Water	8260B	
280-143187-8	TB-S10A-241120-02	Total/NA	Water	8260B	
280-143187-11	TB-S10A-241120-03	Total/NA	Water	8260B	
MB 280-519417/11	Method Blank	Total/NA	Water	8260B	
LCS 280-519417/5	Lab Control Sample	Total/NA	Water	8260B	
LCSD 280-519417/6	Lab Control Sample Dup	Total/NA	Water	8260B	

GC VOA

Prep Batch: 518214

Lab Sample ID	Client Sample ID	Prep Type	Matrix	Method	Prep Batch
280-143187-3	P-S10A-241120-280	Total/NA	Solid	5035	
280-143187-5	P-S10A-241120-281	Total/NA	Solid	5035	
280-143187-7	P-S10A-241120-320	Total/NA	Solid	5035	
280-143187-10	P-S10A-241120-300	Total/NA	Solid	5035	
280-143187-13	P-S10A-241120-310	Total/NA	Solid	5035	
280-143187-15	P-S10A-241120-291	Total/NA	Solid	5035	
280-143187-17	P-S10A-241125-291	Total/NA	Solid	5035	
MB 280-518214/1-A	Method Blank	Total/NA	Solid	5035	
LCS 280-518214/3-A	Lab Control Sample	Total/NA	Solid	5035	
LCSD 280-518214/5-A	Lab Control Sample Dup	Total/NA	Solid	5035	

GC VOA (Continued)

Prep Batch: 518214 (Continued)

Lab Sample ID	Client Sample ID	Prep Type	Matrix	Method	Prep Batch
280-143187-10 MS	P-S10A-241120-300	Total/NA	Solid	5035	
280-143187-10 MSD	P-S10A-241120-300	Total/NA	Solid	5035	

Analysis Batch: 518497

Lab Sample ID	Client Sample ID	Prep Type	Matrix	Method	Prep Batch
280-143187-1	TB-S10A-241120-01	Total/NA	Water	8015D GRO	
280-143187-8	TB-S10A-241120-02	Total/NA	Water	8015D GRO	
280-143187-11	TB-S10A-241120-03	Total/NA	Water	8015D GRO	
MB 280-518497/12	Method Blank	Total/NA	Water	8015D GRO	
LCS 280-518497/10	Lab Control Sample	Total/NA	Water	8015D GRO	
LCSD 280-518497/11	Lab Control Sample Dup	Total/NA	Water	8015D GRO	

Analysis Batch: 519308

Lab Sample ID	Client Sample ID	Prep Type	Matrix	Method	Prep Batch
280-143187-3	P-S10A-241120-280	Total/NA	Solid	8015D GRO	518214
280-143187-5	P-S10A-241120-281	Total/NA	Solid	8015D GRO	518214
280-143187-7	P-S10A-241120-320	Total/NA	Solid	8015D GRO	518214
280-143187-10	P-S10A-241120-300	Total/NA	Solid	8015D GRO	518214
280-143187-13	P-S10A-241120-310	Total/NA	Solid	8015D GRO	518214
280-143187-15	P-S10A-241120-291	Total/NA	Solid	8015D GRO	518214
280-143187-17	P-S10A-241125-291	Total/NA	Solid	8015D GRO	518214
MB 280-518214/1-A	Method Blank	Total/NA	Solid	8015D GRO	518214
LCS 280-518214/3-A	Lab Control Sample	Total/NA	Solid	8015D GRO	518214
LCSD 280-518214/5-A	Lab Control Sample Dup	Total/NA	Solid	8015D GRO	518214
280-143187-10 MS	P-S10A-241120-300	Total/NA	Solid	8015D GRO	518214
280-143187-10 MSD	P-S10A-241120-300	Total/NA	Solid	8015D GRO	518214

GC Semi VOA

Prep Batch: 518755

Lab Sample ID	Client Sample ID	Prep Type	Matrix	Method	Prep Batch
280-143187-3	P-S10A-241120-280	Total/NA	Solid	3546	
280-143187-5	P-S10A-241120-281	Total/NA	Solid	3546	
280-143187-7	P-S10A-241120-320	Total/NA	Solid	3546	
280-143187-10	P-S10A-241120-300	Total/NA	Solid	3546	
280-143187-13	P-S10A-241120-310	Total/NA	Solid	3546	
280-143187-15	P-S10A-241120-291	Total/NA	Solid	3546	
280-143187-17	P-S10A-241125-291	Total/NA	Solid	3546	
MB 280-518755/1-A	Method Blank	Total/NA	Solid	3546	
LCS 280-518755/2-A	Lab Control Sample	Total/NA	Solid	3546	
LCS 280-518755/3-A	Lab Control Sample	Total/NA	Solid	3546	
280-143187-10 MS	P-S10A-241120-300	Total/NA	Solid	3546	
280-143187-10 MS	P-S10A-241120-300	Total/NA	Solid	3546	
280-143187-10 MSD	P-S10A-241120-300	Total/NA	Solid	3546	
280-143187-10 MSD	P-S10A-241120-300	Total/NA	Solid	3546	

Analysis Batch: 520041

Lab Sample ID	Client Sample ID	Prep Type	Matrix	Method	Prep Batch
MB 280-518755/1-A	Method Blank	Total/NA	Solid	8015D DRO	518755
LCS 280-518755/2-A	Lab Control Sample	Total/NA	Solid	8015D DRO	518755
LCS 280-518755/3-A	Lab Control Sample	Total/NA	Solid	8015D DRO	518755

GC Semi VOA

Analysis Batch: 520158

Lab Sample ID	Client Sample ID	Prep Type	Matrix	Method	Prep Batch
280-143187-3	P-S10A-241120-280	Total/NA	Solid	8015D DRO	518755
280-143187-5	P-S10A-241120-281	Total/NA	Solid	8015D DRO	518755
280-143187-7	P-S10A-241120-320	Total/NA	Solid	8015D DRO	518755
280-143187-10	P-S10A-241120-300	Total/NA	Solid	8015D DRO	518755
280-143187-10 MS	P-S10A-241120-300	Total/NA	Solid	8015D DRO	518755
280-143187-10 MS	P-S10A-241120-300	Total/NA	Solid	8015D DRO	518755
280-143187-10 MSD	P-S10A-241120-300	Total/NA	Solid	8015D DRO	518755
280-143187-10 MSD	P-S10A-241120-300	Total/NA	Solid	8015D DRO	518755

Analysis Batch: 520288

Lab Sample ID	Client Sample ID	Prep Type	Matrix	Method	Prep Batch
280-143187-15	P-S10A-241120-291	Total/NA	Solid	8015D DRO	518755
280-143187-17	P-S10A-241125-291	Total/NA	Solid	8015D DRO	518755

Analysis Batch: 520371

Lab Sample ID	Client Sample ID	Prep Type	Matrix	Method	Prep Batch
280-143187-13	P-S10A-241120-310	Total/NA	Solid	8015D DRO	518755

General Chemistry

Analysis Batch: 518422

Lab Sample ID	Client Sample ID	Prep Type	Matrix	Method	Prep Batch
280-143187-2	V-S10A-241120-280	Total/NA	Solid	Moisture	
280-143187-3	P-S10A-241120-280	Total/NA	Solid	Moisture	
280-143187-4	V-S10A-241120-281	Total/NA	Solid	Moisture	
280-143187-5	P-S10A-241120-281	Total/NA	Solid	Moisture	
280-143187-6	V-S10A-241120-320	Total/NA	Solid	Moisture	
280-143187-7	P-S10A-241120-320	Total/NA	Solid	Moisture	
280-143187-9	V-S10A-241120-300	Total/NA	Solid	Moisture	
280-143187-10	P-S10A-241120-300	Total/NA	Solid	Moisture	
280-143187-12	V-S10A-241120-310	Total/NA	Solid	Moisture	
280-143187-13	P-S10A-241120-310	Total/NA	Solid	Moisture	
280-143187-14	V-S10A-241120-291	Total/NA	Solid	Moisture	
280-143187-15	P-S10A-241120-291	Total/NA	Solid	Moisture	
280-143187-16	V-S10A-241125-291	Total/NA	Solid	Moisture	
280-143187-17	P-S10A-241125-291	Total/NA	Solid	Moisture	

Lab Chronicle

Client: EA Engineering, Science, and Technology
Project/Site: Kirtland AFB Vadose Zone Coring

Job ID: 280-143187-1

Client Sample ID: TB-S10A-241120-01 — Lab Sample ID: 280-143187-1

Date Collected: 11/24/20 14:00 — **Matrix: Water**
Date Received: 11/25/20 17:10

Prep Type	Batch Type	Batch Method	Run	Dil Factor	Initial Amount	Final Amount	Batch Number	Prepared or Analyzed	Analyst	Lab
Total/NA	Analysis	8260B		1	5 mL	5 mL	519417	12/07/20 12:15	JLS	TAL DEN
Total/NA	Analysis	8015D GRO		1	5 mL	5 mL	518497	11/29/20 20:08	AAR	TAL DEN

Client Sample ID: V-S10A-241120-280 — Lab Sample ID: 280-143187-2

Date Collected: 11/24/20 08:15 — **Matrix: Solid**
Date Received: 11/25/20 17:10

Prep Type	Batch Type	Batch Method	Run	Dil Factor	Initial Amount	Final Amount	Batch Number	Prepared or Analyzed	Analyst	Lab
Total/NA	Analysis	Moisture		1			518422	11/28/20 11:09	BWH	TAL DEN

Client Sample ID: V-S10A-241120-280 — Lab Sample ID: 280-143187-2

Date Collected: 11/24/20 08:15 — **Matrix: Solid**
Date Received: 11/25/20 17:10 — **Percent Solids: 88.4**

Prep Type	Batch Type	Batch Method	Run	Dil Factor	Initial Amount	Final Amount	Batch Number	Prepared or Analyzed	Analyst	Lab
Total/NA	Prep	5035			6.316 g	5 mL	518231	11/25/20 23:41	RJS	TAL DEN
Total/NA	Analysis	8260B		1	5 g	5 mL	519110	12/03/20 19:24	GPM	TAL DEN

Client Sample ID: P-S10A-241120-280 — Lab Sample ID: 280-143187-3

Date Collected: 11/24/20 08:15 — **Matrix: Solid**
Date Received: 11/25/20 17:10

Prep Type	Batch Type	Batch Method	Run	Dil Factor	Initial Amount	Final Amount	Batch Number	Prepared or Analyzed	Analyst	Lab
Total/NA	Analysis	Moisture		1			518422	11/28/20 11:09	BWH	TAL DEN

Client Sample ID: P-S10A-241120-280 — Lab Sample ID: 280-143187-3

Date Collected: 11/24/20 08:15 — **Matrix: Solid**
Date Received: 11/25/20 17:10 — **Percent Solids: 88.0**

Prep Type	Batch Type	Batch Method	Run	Dil Factor	Initial Amount	Final Amount	Batch Number	Prepared or Analyzed	Analyst	Lab
Total/NA	Prep	5035			6.089 g	5 mL	518214	11/25/20 18:23	CAS	TAL DEN
Total/NA	Analysis	8015D GRO		1	0.1 mL	5 mL	519308	12/05/20 01:34	AAR	TAL DEN
Total/NA	Prep	3546			15.7 g	1 mL	518755	12/01/20 17:52	AC	TAL DEN
Total/NA	Analysis	8015D DRO		1			520158	12/12/20 11:28	MAM	TAL DEN

Client Sample ID: V-S10A-241120-281 — Lab Sample ID: 280-143187-4

Date Collected: 11/24/20 08:30 — **Matrix: Solid**
Date Received: 11/25/20 17:10

Prep Type	Batch Type	Batch Method	Run	Dil Factor	Initial Amount	Final Amount	Batch Number	Prepared or Analyzed	Analyst	Lab
Total/NA	Analysis	Moisture		1			518422	11/28/20 11:09	BWH	TAL DEN

Lab Chronicle

Client: EA Engineering, Science, and Technology
Project/Site: Kirtland AFB Vadose Zone Coring

Job ID: 280-143187-1

Client Sample ID: V-S10A-241120-281
Lab Sample ID: 280-143187-4
Date Collected: 11/24/20 08:30
Matrix: Solid
Date Received: 11/25/20 17:10
Percent Solids: 90.7

Prep Type	Batch Type	Batch Method	Run	Dil Factor	Initial Amount	Final Amount	Batch Number	Prepared or Analyzed	Analyst	Lab
Total/NA	Prep	5035			5.586 g	5 mL	518231	11/25/20 23:41	RJS	TAL DEN
Total/NA	Analysis	8260B		1	5 g	5 mL	519110	12/03/20 19:46	GPM	TAL DEN

Client Sample ID: P-S10A-241120-281
Lab Sample ID: 280-143187-5
Date Collected: 11/24/20 08:30
Matrix: Solid
Date Received: 11/25/20 17:10

Prep Type	Batch Type	Batch Method	Run	Dil Factor	Initial Amount	Final Amount	Batch Number	Prepared or Analyzed	Analyst	Lab
Total/NA	Analysis	Moisture		1			518422	11/28/20 11:09	BWH	TAL DEN

Client Sample ID: P-S10A-241120-281
Lab Sample ID: 280-143187-5
Date Collected: 11/24/20 08:30
Matrix: Solid
Date Received: 11/25/20 17:10
Percent Solids: 91.7

Prep Type	Batch Type	Batch Method	Run	Dil Factor	Initial Amount	Final Amount	Batch Number	Prepared or Analyzed	Analyst	Lab
Total/NA	Prep	5035			5.498 g	5 mL	518214	11/25/20 18:23	CAS	TAL DEN
Total/NA	Analysis	8015D GRO		1	0.1 mL	5 mL	519308	12/05/20 01:58	AAR	TAL DEN
Total/NA	Prep	3546			15.7 g	1 mL	518755	12/01/20 17:52	AC	TAL DEN
Total/NA	Analysis	8015D DRO		1			520158	12/12/20 11:51	MAM	TAL DEN

Client Sample ID: V-S10A-241120-320
Lab Sample ID: 280-143187-6
Date Collected: 11/24/20 17:20
Matrix: Solid
Date Received: 11/25/20 17:10

Prep Type	Batch Type	Batch Method	Run	Dil Factor	Initial Amount	Final Amount	Batch Number	Prepared or Analyzed	Analyst	Lab
Total/NA	Analysis	Moisture		1			518422	11/28/20 11:09	BWH	TAL DEN

Client Sample ID: V-S10A-241120-320
Lab Sample ID: 280-143187-6
Date Collected: 11/24/20 17:20
Matrix: Solid
Date Received: 11/25/20 17:10
Percent Solids: 97.1

Prep Type	Batch Type	Batch Method	Run	Dil Factor	Initial Amount	Final Amount	Batch Number	Prepared or Analyzed	Analyst	Lab
Total/NA	Prep	5035			4.743 g	5 mL	518231	11/25/20 23:41	RJS	TAL DEN
Total/NA	Analysis	8260B		1	5 g	5 mL	519110	12/03/20 20:09	GPM	TAL DEN

Client Sample ID: P-S10A-241120-320
Lab Sample ID: 280-143187-7
Date Collected: 11/24/20 17:20
Matrix: Solid
Date Received: 11/25/20 17:10

Prep Type	Batch Type	Batch Method	Run	Dil Factor	Initial Amount	Final Amount	Batch Number	Prepared or Analyzed	Analyst	Lab
Total/NA	Analysis	Moisture		1			518422	11/28/20 11:09	BWH	TAL DEN

Lab Chronicle

Client: EA Engineering, Science, and Technology
Project/Site: Kirtland AFB Vadose Zone Coring

Job ID: 280-143187-1

Client Sample ID: P-S10A-241120-320
Lab Sample ID: 280-143187-7
Date Collected: 11/24/20 17:20
Matrix: Solid
Date Received: 11/25/20 17:10
Percent Solids: 97.0

Prep Type	Batch Type	Batch Method	Run	Dil Factor	Initial Amount	Final Amount	Batch Number	Prepared or Analyzed	Analyst	Lab
Total/NA	Prep	5035			4.731 g	5 mL	518214	11/25/20 18:23	CAS	TAL DEN
Total/NA	Analysis	8015D GRO		1	0.1 mL	5 mL	519308	12/05/20 02:23	AAR	TAL DEN
Total/NA	Prep	3546			15.7 g	1 mL	518755	12/01/20 17:52	AC	TAL DEN
Total/NA	Analysis	8015D DRO		1			520158	12/12/20 12:13	MAM	TAL DEN

Client Sample ID: TB-S10A-241120-02
Lab Sample ID: 280-143187-8
Date Collected: 11/24/20 14:00
Matrix: Water
Date Received: 11/25/20 17:10

Prep Type	Batch Type	Batch Method	Run	Dil Factor	Initial Amount	Final Amount	Batch Number	Prepared or Analyzed	Analyst	Lab
Total/NA	Analysis	8260B		1	5 mL	5 mL	519417	12/07/20 12:38	JLS	TAL DEN
Total/NA	Analysis	8015D GRO		1	5 mL	5 mL	518497	11/29/20 20:31	AAR	TAL DEN

Client Sample ID: V-S10A-241120-300
Lab Sample ID: 280-143187-9
Date Collected: 11/24/20 13:45
Matrix: Solid
Date Received: 11/25/20 17:10

Prep Type	Batch Type	Batch Method	Run	Dil Factor	Initial Amount	Final Amount	Batch Number	Prepared or Analyzed	Analyst	Lab
Total/NA	Analysis	Moisture		1			518422	11/28/20 11:09	BWH	TAL DEN

Client Sample ID: V-S10A-241120-300
Lab Sample ID: 280-143187-9
Date Collected: 11/24/20 13:45
Matrix: Solid
Date Received: 11/25/20 17:10
Percent Solids: 96.3

Prep Type	Batch Type	Batch Method	Run	Dil Factor	Initial Amount	Final Amount	Batch Number	Prepared or Analyzed	Analyst	Lab
Total/NA	Prep	5035			4.484 g	5 mL	518231	11/25/20 23:41	RJS	TAL DEN
Total/NA	Analysis	8260B		1	5 g	5 mL	519110	12/03/20 17:56	GPM	TAL DEN

Client Sample ID: P-S10A-241120-300
Lab Sample ID: 280-143187-10
Date Collected: 11/24/20 13:45
Matrix: Solid
Date Received: 11/25/20 17:10

Prep Type	Batch Type	Batch Method	Run	Dil Factor	Initial Amount	Final Amount	Batch Number	Prepared or Analyzed	Analyst	Lab
Total/NA	Analysis	Moisture		1			518422	11/28/20 11:09	BWH	TAL DEN

Client Sample ID: P-S10A-241120-300
Lab Sample ID: 280-143187-10
Date Collected: 11/24/20 13:45
Matrix: Solid
Date Received: 11/25/20 17:10
Percent Solids: 96.7

Prep Type	Batch Type	Batch Method	Run	Dil Factor	Initial Amount	Final Amount	Batch Number	Prepared or Analyzed	Analyst	Lab
Total/NA	Prep	5035			4.704 g	5 mL	518214	11/25/20 18:23	CAS	TAL DEN
Total/NA	Analysis	8015D GRO		1	0.1 mL	5 mL	519308	12/05/20 02:47	AAR	TAL DEN
Total/NA	Prep	3546			15.6 g	1 mL	518755	12/01/20 17:52	AC	TAL DEN
Total/NA	Analysis	8015D DRO		1			520158	12/12/20 12:36	MAM	TAL DEN

Client Sample ID: TB-S10A-241120-03 — Lab Sample ID: 280-143187-11

Date Collected: 11/24/20 14:00 — **Matrix: Water**
Date Received: 11/25/20 17:10

Prep Type	Batch Type	Batch Method	Run	Dil Factor	Initial Amount	Final Amount	Batch Number	Prepared or Analyzed	Analyst	Lab
Total/NA	Analysis	8260B		1	5 mL	5 mL	519417	12/07/20 13:01	JLS	TAL DEN
Total/NA	Analysis	8015D GRO		1	5 mL	5 mL	518497	11/29/20 20:54	AAR	TAL DEN

Client Sample ID: V-S10A-241120-310 — Lab Sample ID: 280-143187-12

Date Collected: 11/24/20 15:40 — **Matrix: Solid**
Date Received: 11/25/20 17:10

Prep Type	Batch Type	Batch Method	Run	Dil Factor	Initial Amount	Final Amount	Batch Number	Prepared or Analyzed	Analyst	Lab
Total/NA	Analysis	Moisture		1			518422	11/28/20 11:09	BWH	TAL DEN

Client Sample ID: V-S10A-241120-310 — Lab Sample ID: 280-143187-12

Date Collected: 11/24/20 15:40 — **Matrix: Solid**
Date Received: 11/25/20 17:10 — **Percent Solids: 97.1**

Prep Type	Batch Type	Batch Method	Run	Dil Factor	Initial Amount	Final Amount	Batch Number	Prepared or Analyzed	Analyst	Lab
Total/NA	Prep	5035			5.009 g	5 mL	518231	11/25/20 23:41	RJS	TAL DEN
Total/NA	Analysis	8260B		1	5 g	5 mL	519110	12/03/20 20:31	GPM	TAL DEN

Client Sample ID: P-S10A-241120-310 — Lab Sample ID: 280-143187-13

Date Collected: 11/24/20 15:40 — **Matrix: Solid**
Date Received: 11/25/20 17:10

Prep Type	Batch Type	Batch Method	Run	Dil Factor	Initial Amount	Final Amount	Batch Number	Prepared or Analyzed	Analyst	Lab
Total/NA	Analysis	Moisture		1			518422	11/28/20 11:09	BWH	TAL DEN

Client Sample ID: P-S10A-241120-310 — Lab Sample ID: 280-143187-13

Date Collected: 11/24/20 15:40 — **Matrix: Solid**
Date Received: 11/25/20 17:10 — **Percent Solids: 96.7**

Prep Type	Batch Type	Batch Method	Run	Dil Factor	Initial Amount	Final Amount	Batch Number	Prepared or Analyzed	Analyst	Lab
Total/NA	Prep	5035			5.164 g	5 mL	518214	11/25/20 18:23	CAS	TAL DEN
Total/NA	Analysis	8015D GRO		1	0.1 mL	5 mL	519308	12/05/20 03:59	AAR	TAL DEN
Total/NA	Prep	3546			15.4 g	1 mL	518755	12/01/20 17:52	AC	TAL DEN
Total/NA	Analysis	8015D DRO		1			520371	12/14/20 19:42	MAM	TAL DEN

Client Sample ID: V-S10A-241120-291 — Lab Sample ID: 280-143187-14

Date Collected: 11/24/20 12:00 — **Matrix: Solid**
Date Received: 11/25/20 17:10

Prep Type	Batch Type	Batch Method	Run	Dil Factor	Initial Amount	Final Amount	Batch Number	Prepared or Analyzed	Analyst	Lab
Total/NA	Analysis	Moisture		1			518422	11/28/20 11:09	BWH	TAL DEN

Lab Chronicle

Client: EA Engineering, Science, and Technology
Project/Site: Kirtland AFB Vadose Zone Coring

Job ID: 280-143187-1

Client Sample ID: V-S10A-241120-291 — Lab Sample ID: 280-143187-14

Date Collected: 11/24/20 12:00 — **Matrix: Solid**
Date Received: 11/25/20 17:10 — **Percent Solids: 98.6**

Prep Type	Batch Type	Batch Method	Run	Dil Factor	Initial Amount	Final Amount	Batch Number	Prepared or Analyzed	Analyst	Lab
Total/NA	Prep	5035			5.251 g	5 mL	518231	11/25/20 23:41	RJS	TAL DEN
Total/NA	Analysis	8260B		1	5 g	5 mL	519110	12/03/20 20:53	GPM	TAL DEN

Client Sample ID: P-S10A-241120-291 — Lab Sample ID: 280-143187-15

Date Collected: 11/24/20 12:00 — **Matrix: Solid**
Date Received: 11/25/20 17:10

Prep Type	Batch Type	Batch Method	Run	Dil Factor	Initial Amount	Final Amount	Batch Number	Prepared or Analyzed	Analyst	Lab
Total/NA	Analysis	Moisture		1			518422	11/28/20 11:09	BWH	TAL DEN

Client Sample ID: P-S10A-241120-291 — Lab Sample ID: 280-143187-15

Date Collected: 11/24/20 12:00 — **Matrix: Solid**
Date Received: 11/25/20 17:10 — **Percent Solids: 98.8**

Prep Type	Batch Type	Batch Method	Run	Dil Factor	Initial Amount	Final Amount	Batch Number	Prepared or Analyzed	Analyst	Lab
Total/NA	Prep	5035			4.580 g	5 mL	518214	11/25/20 18:23	CAS	TAL DEN
Total/NA	Analysis	8015D GRO		1	0.1 mL	5 mL	519308	12/05/20 04:23	AAR	TAL DEN
Total/NA	Prep	3546			15.8 g	1 mL	518755	12/01/20 17:52	AC	TAL DEN
Total/NA	Analysis	8015D DRO		1			520288	12/12/20 17:51	MAM	TAL DEN

Client Sample ID: V-S10A-241125-291 — Lab Sample ID: 280-143187-16

Date Collected: 11/24/20 12:00 — **Matrix: Solid**
Date Received: 11/25/20 17:10

Prep Type	Batch Type	Batch Method	Run	Dil Factor	Initial Amount	Final Amount	Batch Number	Prepared or Analyzed	Analyst	Lab
Total/NA	Analysis	Moisture		1			518422	11/28/20 11:09	BWH	TAL DEN

Client Sample ID: V-S10A-241125-291 — Lab Sample ID: 280-143187-16

Date Collected: 11/24/20 12:00 — **Matrix: Solid**
Date Received: 11/25/20 17:10 — **Percent Solids: 97.8**

Prep Type	Batch Type	Batch Method	Run	Dil Factor	Initial Amount	Final Amount	Batch Number	Prepared or Analyzed	Analyst	Lab
Total/NA	Prep	5035			5.515 g	5 mL	518231	11/25/20 23:41	RJS	TAL DEN
Total/NA	Analysis	8260B		1	5 g	5 mL	519110	12/03/20 21:15	GPM	TAL DEN

Client Sample ID: P-S10A-241125-291 — Lab Sample ID: 280-143187-17

Date Collected: 11/24/20 12:00 — **Matrix: Solid**
Date Received: 11/25/20 17:10

Prep Type	Batch Type	Batch Method	Run	Dil Factor	Initial Amount	Final Amount	Batch Number	Prepared or Analyzed	Analyst	Lab
Total/NA	Analysis	Moisture		1			518422	11/28/20 11:09	BWH	TAL DEN

Lab Chronicle

Client: EA Engineering, Science, and Technology
Project/Site: Kirtland AFB Vadose Zone Coring

Job ID: 280-143187-1

Client Sample ID: P-S10A-241125-291

Date Collected: 11/24/20 12:00
Date Received: 11/25/20 17:10

Lab Sample ID: 280-143187-17

Matrix: Solid
Percent Solids: 98.7

Prep Type	Batch Type	Batch Method	Run	Dil Factor	Initial Amount	Final Amount	Batch Number	Prepared or Analyzed	Analyst	Lab
Total/NA	Prep	5035			4.609 g	5 mL	518214	11/25/20 18:23	CAS	TAL DEN
Total/NA	Analysis	8015D GRO		1	0.1 mL	5 mL	519308	12/05/20 04:47	AAR	TAL DEN
Total/NA	Prep	3546			15.4 g	1 mL	518755	12/01/20 17:52	AC	TAL DEN
Total/NA	Analysis	8015D DRO		1			520288	12/12/20 18:13	MAM	TAL DEN

Laboratory References:

TAL DEN = Eurofins TestAmerica, Denver, 4955 Yarrow Street, Arvada, CO 80002, TEL (303)736-0100

Accreditation/Certification Summary

Client: EA Engineering, Science, and Technology
Project/Site: Kirtland AFB Vadose Zone Coring

Job ID: 280-143187-1

Laboratory: Eurofins TestAmerica, Denver

The accreditations/certifications listed below are applicable to this report.

Authority	Program	Identification Number	Expiration Date
A2LA	Dept. of Defense ELAP	2907.01	10-31-21

Eurofins TestAmerica Denver
4955 Yarrow Street
Arvada, CO 80002
Phone (303) 736-0100 Fax (303) 431-7171

Chain of Custody Record

eurofins | Environment Testing America

Client Information	Sampler: JOSH LIVINGSTON	Lab PM: Bieniulis, Dylan	Carrier Tracking No(s): 8156 9581 559	COC No: COC1-S10A-TA-20201124
Client Contact: Pamela Moss	Phone: (575)430-8078	E-Mail: Dylan.Bieniulis@eurofinset.com		Page: 1 of 1
Company: EA Engineering, Science, and Technology				Job #: —
Address: 7995 E. Prentice Ave, Suite 206E	Due Date Requested: Per PO			
City: Greenwood Village	TAT Requested (days): Per PO			
State, Zip: CO, 80111				
Phone: 303-590-9143(Tel)	PO #: 16065			
Email: pmoss@eaest.com	WO #: 62735DM02.1017			
Project Name: Kirtland Vadose Zone Coring	Project #: 28016071			
Site: Kirtland BFF	SSOW#: —			

Analysis Requested

Preservation Codes: 280-143187 Chain of Custody

J - DI Water, K - EDTA, L - EDA, V - MCAA, W - pH 4-5, Z - other (specify)

Other:

Sample Identification	Sample Date	Sample Time	Sample Type (C=Comp, G=grab)	Matrix (W=water, S=solid, O=waste/oil, BT=Tissue, A=Air)	Field Filtered Sample (Yes or No)	Perform MS/MSD (Yes or No)	8260B- VOCs (Soil, Encores)	8015D - TPH-GRO (Soil, Encores)	8015D - TPH-DRO/ORO (Soil, jar)	Percent Moisture (soil, jar)	8260B - VOCs (water)	8015D - TPH-GRO (water)	8015D - TPH-DRO/ORO (water)	Total Number of containers	Special Instructions/Note:
			Preservation Code:				N	N	N	N	A	A	N		
TB-S10A-241120-01	11/24/2020	1400	G	W	N	N					X	X		4	
V-S10A-241120-280		0815		S			X	—		X				4	
P-S10A-241120-280		0815					—	X	X	X				3	
V-S10A-241120-281		0830					X	—		X				4	
P-S10A-241120-281		0830					—	X	X					3	
V-S10A-241120-320		1720					X	—		X				4	
P-S10A-241120-320		1720					—	X	X					3	

JRL

Possible Hazard Identification
☐ Non-Hazard ☐ Flammable ☐ Skin Irritant ☐ Poison B ☐ Unknown ☐ Radiological

Sample Disposal (A fee may be assessed if samples are retained longer than 1 month)
☐ Return To Client ☒ Disposal By Lab ☐ Archive For _____ Months

Deliverable Requested: I, II, III, IV, Other (specify) Level 2, Level 4, EQUIS, ERPIMS

Special Instructions/QC Requirements: DOD QSM

Empty Kit Relinquished by:	Date:	Time:	Method of Shipment:

Relinquished by	Date/Time	Company	Received by	Date/Time	Company
JOSH LIVINGSTON	11/24/2020 1830	EA	Josh	11/25/2020 1710	EA DEN

Custody Seals Intact: Δ Yes Δ No | Custody Seal No.:

Cooler Temperature(s) °C and Other Remarks: 0.6, 0.4, 1.1 IR #11 -0.3 DTB 11/25/2020

Ver: 08/04/2016

Eurofins TestAmerica Denver
4955 Yarrow Street
Arvada, CO 80002
Phone (303) 736-0100 Fax (303) 431-7171

Chain of Custody Record

eurofins | Environment Testing America

Client Information	Sampler: JOSH LIVINGSTON	Lab PM: Bieniulis, Dylan	Carrier Tracking No(s): 815659581560	COC No: COC 2-S10A-TA-20201124
Client Contact: Pamela Moss	Phone: (575) 430-5078	E-Mail: Dylan.Bieniulis@eurofinset.com		Page: 1 of 1
Company: EA Engineering, Science, and Technology				Job #: —
Address: 7995 E. Prentice Ave, Suite 206E	Due Date Requested: Per PO			
City: Greenwood Village	TAT Requested (days): Per PO			
State, Zip: CO, 80111				
Phone: 303-590-9143(Tel)	PO #: 16065			
Email: pmoss@eaest.com	WO #: 62735DM02.1017			
Project Name: Kirtland Vadose Zone Coring	Project #: 28016071			
Site: Kirtland BFF	SSOW#: —			

Analysis Requested

Preservation Codes:
A - HCL, B - NaOH, C - Zn Acetate, D - Nitric Acid, E - NaHSO4, F - MeOH, G - Amchlor, H - Ascorbic Acid, I - Ice, J - DI Water, K - EDTA, L - EDA, M - Hexane, N - None, O - AsNaO2, P - Na2O4S, Q - Na2SO3, R - Na2S2O3, S - H2SO4, T - TSP Dodecahydrate, U - Acetone, V - MCAA, W - pH 4-5, Z - other (specify)
Other:

Sample Identification	Sample Date	Sample Time	Sample Type (C=comp, G=grab)	Matrix (W=water, S=solid, O=waste/oil, BT=Tissue, A=Air)	Field Filtered Sample (Yes or No)	Perform MS/MSD (Yes or No)	8260B- VOCs (Soil, Encores)	8015D - TPH-GRO (Soil, Encores)	8015D - TPH-DRO/ORO (Soil, jar)	Percent Moisture (soil, jar)	8260B - VOCs (water)	8015D - TPH-GRO (water)	8015D - TPH-DRO/ORO (water)	Total Number of containers	Special Instructions/Note:
			Preservation Code:				N	N	N	N	A	A	N		
TB-S10A-241120-02	11/24/2020	1400	G	W	N	N					X	X		4	
V-S10A-241120-300	↓	1345	↓	S	N	4	X	—		X				12	
P-S10A-241120-300	↓	1345	↓	↓	N	4	—	X	X					9	
~~V~~ JL															
~~P~~ JL															
JRL															

Possible Hazard Identification
☐ *Non-Hazard* ☐ *Flammable* ☐ *Skin Irritant* ☐ *Poison B* ☐ *Unknown* ☐ *Radiological*

Sample Disposal (A fee may be assessed if samples are retained longer than 1 month)
☐ *Return To Client* ☒ *Disposal By Lab* ☐ *Archive For* _____ *Months*

Deliverable Requested: I, II, III, IV, Other (specify) Level 2, Level 4, EQUIS, ERPIMS

Special Instructions/QC Requirements: DOD QSM

Empty Kit Relinquished by:	Date:	Time:	Method of Shipment:

Relinquished by	Date/Time	Company	Received by	Date/Time	Company
JOSH LIVINGSTON	11/24/2020 1830	EA		11/25/2020 1710	ETADEN

Custody Seals Intact: Δ Yes Δ No | Custody Seal No.: | Cooler Temperature(s) °C and Other Remarks:

Ver: 08/04/2016

Eurofins TestAmerica Denver
4955 Yarrow Street
Arvada, CO 80002
Phone (303) 736-0100 Fax (303) 431-7171

Chain of Custody Record

eurofins | Environme America

Client Information	Sampler: JOSH LIVINGSTON	Lab PM: Bieniulis, Dylan	Carrier Tracking No(s): 815659581570	COC No: COC3-S10A-TA-20201124
Client Contact: Pamela Moss	Phone: (575)430-8078	E-Mail: Dylan.Bieniulis@eurofinset.com		Page: 1 of 1
Company: EA Engineering, Science, and Technology				Job #: —
Address: 7995 E. Prentice Ave, Suite 206E	Due Date Requested: Per PO			
City: Greenwood Village	TAT Requested (days): Per PO			
State, Zip: CO, 80111				
Phone: 303-590-9143(Tel)	PO #: 16065			
Email: pmoss@eaest.com	WO #: 62735DM02.1017			
Project Name: Kirtland Vadose Zone Coring	Project #: 28016071			
Site: Kirtland BFF	SSOW#: —			

Analysis Requested

Preservation Codes:
A - HCL, B - NaOH, C - Zn Acetate, D - Nitric Acid, E - NaHSO4, F - MeOH, G - Amchlor, H - Ascorbic Acid, I - Ice, J - DI Water, K - EDTA, L - EDA
M - Hexane, N - None, O - AsNaO2, P - Na2O4S, Q - Na2SO3, R - Na2S2O3, S - H2SO4, T - TSP Dode, U - Acetone, V - MCAA, W - pH 4-5, Z - other (spec
Other:

Sample Identification	Sample Date	Sample Time	Sample Type (C=comp, G=grab)	Matrix (W=water, S=solid, O=waste/oil, BT=Tissue, A=Air)	Field Filtered Sample (Yes or No)	Perform MS/MSD (Yes or No)	8260B- VOCs (Soil, Encores)	8015D - TPH-GRO (Soil, Encores)	8015D - TPH-DRO/ORO (Soil, jar)	Percent Moisture (soil, jar)			8260B - VOCs (water)	8015D - TPH-GRO (water)	8015D - TPH-DRO/ORO (water)					Total Number of containers	Special Instructions/N
			Preservation Code:				N	N	N	N			A	A	N						
TB-S10A-241120-03	11/24/2020	1400	G	W	N	N	—	—	—	—	—	—	X	X	—	—	—	—	—	4	
V-S10A-241120-310	↓	1540	↓	S	↓	↓	X	—	—	X	—	—	—	—	—	—	—	—	—	4	
P-S10A-241120-310		1540					—	X	X	—	—	—	—	—	—	—	—	—	—	3	
V-S10A-241120-291		1200					X	—	—	X	—	—	—	—	—	—	—	—	—	4	
P-S10A-241120-291		1200					—	X	X	—	—	—	—	—	—	—	—	—	—	3	
V-S10A-241125-291		1200					X	—	—	X	—	—	—	—	—	—	—	—	—	4	
P-S10A-241125-291	↓	1200	↓	↓	↓	↓	—	X	X	—	—	—	—	—	—	—	—	—	—	3	

JRL

Possible Hazard Identification
☐ Non-Hazard ☐ Flammable ☐ Skin Irritant ☐ Poison B ☐ Unknown ☐ Radiological

Sample Disposal (A fee may be assessed if samples are retained longer than 1 month)
☐ Return To Client ☒ Disposal By Lab ☐ Archive For _____ Months

Deliverable Requested: I, II, III, IV, Other (specify) Level 2, Level 4, EQUIS, ERPIMS

Special Instructions/QC Requirements: DOD QSM

Empty Kit Relinquished by:	Date:	Time:	Method of Shipment:

Relinquished by:	Date/Time:	Company	Received by:	Date/Time:	Company
JOSH LIVINGSTON	11/24/2020 1830	EA		11/25/2020 1710	ETADEN
Relinquished by:	Date/Time:	Company	Received by:	Date/Time:	Company
Relinquished by:	Date/Time:	Company	Received by:	Date/Time:	Company

Custody Seals Intact: Δ Yes Δ No | Custody Seal No.: | Cooler Temperature(s) °C and Other Remarks:

Ver: 08/04/2

Login Sample Receipt Checklist

Client: EA Engineering, Science, and Technology

Job Number: 280-143187-1

Login Number: 143187
List Number: 1
Creator: Bieniulis, Dylan T

List Source: Eurofins TestAmerica, Denver

Question	Answer	Comment
Radioactivity wasn't checked or is </= background as measured by a survey meter.	N/A	
The cooler's custody seal, if present, is intact.	True	
Sample custody seals, if present, are intact.	True	
The cooler or samples do not appear to have been compromised or tampered with.	True	
Samples were received on ice.	True	
Cooler Temperature is acceptable.	True	
Cooler Temperature is recorded.	True	
COC is present.	True	
COC is filled out in ink and legible.	True	
COC is filled out with all pertinent information.	True	
Is the Field Sampler's name present on COC?	True	
There are no discrepancies between the containers received and the COC.	True	
Samples are received within Holding Time (excluding tests with immediate HTs)	True	
Sample containers have legible labels.	True	
Containers are not broken or leaking.	True	
Sample collection date/times are provided.	True	
Appropriate sample containers are used.	True	
Sample bottles are completely filled.	True	
Sample Preservation Verified.	N/A	
There is sufficient vol. for all requested analyses, incl. any requested MS/MSDs	True	
Containers requiring zero headspace have no headspace or bubble is <6mm (1/4").	True	
Multiphasic samples are not present.	True	
Samples do not require splitting or compositing.	True	
Residual Chlorine Checked.	N/A	

eurofins | Environment Testing America

ANALYTICAL REPORT

Eurofins TestAmerica, Denver
4955 Yarrow Street
Arvada, CO 80002
Tel: (303)736-0100

Laboratory Job ID: 280-143196-1
Client Project/Site: Kirtland AFB Vadose Zone Coring

For:
EA Engineering, Science, and Technology
7995 E. Prentice Ave, Suite 206E
Greenwood Village, Colorado 80111

Attn: Pamela J Moss

Authorized for release by:
12/16/2020 2:37:23 PM

Dylan Bieniulis, Project Manager I
(303)736-0138
Dylan.Bieniulis@Eurofinset.com

LINKS

Review your project results through TotalAccess

Have a Question? Ask The Expert

Visit us at: www.eurofinsus.com/Env

The test results in this report meet all 2003 NELAC, 2009 TNI, and 2016 TNI requirements for accredited parameters, exceptions are noted in this report. This report may not be reproduced except in full, and with written approval from the laboratory. For questions please contact the Project Manager at the e-mail address or telephone number listed on this page.

This report has been electronically signed and authorized by the signatory. Electronic signature is intended to be the legally binding equivalent of a traditionally handwritten signature.

Results relate only to the items tested and the sample(s) as received by the laboratory.

Table of Contents

Cover Page 1
Table of Contents 2
Definitions 3
Case Narrative 5
Detection Summary 7
Method Summary 8
Sample Summary 9
Client Sample Results 10
Surrogate Summary 18
QC Sample Results 20
QC Association 32
Chronicle 34
Certification Summary 37
Chain of Custody 38
Receipt Checklists 39

Qualifiers

GC/MS VOA

Qualifier	Qualifier Description
B	Blank contamination: The analyte was detected above one-half the reporting limit in an associated blank.
D	The reported value is from a dilution.
H	Sample was prepped or analyzed beyond the specified holding time
H3	Sample was received and analyzed past holding time.
J	Estimated: The analyte was positively identified; the quantitation is an estimation
M	Manual integrated compound.
Q	One or more quality control criteria failed.
U	Undetected at the Limit of Detection.

GC VOA

Qualifier	Qualifier Description
H	Sample was prepped or analyzed beyond the specified holding time
H3	Sample was received and analyzed past holding time.
U	Undetected at the Limit of Detection.

GC Semi VOA

Qualifier	Qualifier Description
U	Undetected at the Limit of Detection.

Glossary

Abbreviation	These commonly used abbreviations may or may not be present in this report.
¤	Listed under the "D" column to designate that the result is reported on a dry weight basis
%R	Percent Recovery
CFL	Contains Free Liquid
CFU	Colony Forming Unit
CNF	Contains No Free Liquid
DER	Duplicate Error Ratio (normalized absolute difference)
Dil Fac	Dilution Factor
DL	Detection Limit (DoD/DOE)
DL, RA, RE, IN	Indicates a Dilution, Re-analysis, Re-extraction, or additional Initial metals/anion analysis of the sample
DLC	Decision Level Concentration (Radiochemistry)
EDL	Estimated Detection Limit (Dioxin)
LOD	Limit of Detection (DoD/DOE)
LOQ	Limit of Quantitation (DoD/DOE)
MCL	EPA recommended "Maximum Contaminant Level"
MDA	Minimum Detectable Activity (Radiochemistry)
MDC	Minimum Detectable Concentration (Radiochemistry)
MDL	Method Detection Limit
ML	Minimum Level (Dioxin)
MPN	Most Probable Number
MQL	Method Quantitation Limit
NC	Not Calculated
ND	Not Detected at the reporting limit (or MDL or EDL if shown)
NEG	Negative / Absent
POS	Positive / Present
PQL	Practical Quantitation Limit
PRES	Presumptive
QC	Quality Control
RER	Relative Error Ratio (Radiochemistry)
RL	Reporting Limit or Requested Limit (Radiochemistry)
RPD	Relative Percent Difference, a measure of the relative difference between two points
TEF	Toxicity Equivalent Factor (Dioxin)
TEQ	Toxicity Equivalent Quotient (Dioxin)

Glossary (Continued)

Abbreviation	These commonly used abbreviations may or may not be present in this report.
TNTC	Too Numerous To Count

Job ID: 280-143196-1

Laboratory: Eurofins TestAmerica, Denver

Narrative

CASE NARRATIVE

Client: EA Engineering, Science, and Technology

Project: Kirtland AFB Vadose Zone Coring

Report Number: 280-143196-1

With the exceptions noted as flags or footnotes, standard analytical protocols were followed in the analysis of the samples and no problems were encountered or anomalies observed. In addition all laboratory quality control samples were within established control limits, with any exceptions noted below. Each sample was analyzed to achieve the lowest possible reporting limit within the constraints of the method. In some cases, due to interference or analytes present at high concentrations, samples were diluted. For diluted samples, the reporting limits are adjusted relative to the dilution required.

Calculations are performed before rounding to avoid round-off errors in calculated results.

All holding times were met and proper preservation noted for the methods performed on these samples, unless otherwise detailed in the individual sections below.

RECEIPT

The samples were received on 11/28/2020; the samples arrived in good condition, properly preserved and on ice. The temperature of the coolers at receipt was 2.6 C.

Sample volume collected in encores for 8260B VOCs or 8015D GRO for the following samples was collected on 11/25/2020 but not received at the laboratory until after 48 hours from the date of collection had elapsed. The client indicated the sample volume was frozen on site prior to shipping and was shipped on wet ice. The receipt temperature of the samples was 2.6 degrees Celsius: V-S10A-251120-330 (280-143196-2), P-S10A-251120-330 (280-143196-3), V-S10A-251120-340 (280-143196-4), P-S10A-251120-340 (280-143196-5), V-S10A-251120-350 (280-143196-6) and P-S10A-251120-350 (280-143196-7). The laboratory will proceed with the requested analyses for the affected samples unless instructed otherwise. The client was notified on 11/30/2020.

VOLATILE ORGANIC COMPOUNDS (GC/MS)

Samples V-S10A-251120-330 (280-143196-2), V-S10A-251120-340 (280-143196-4) and V-S10A-251120-350 (280-143196-6) were analyzed for volatile organic compounds (GC/MS) in accordance with 8260B. The samples were prepared on 11/28/2020 and analyzed on 12/02/2020.

The following samples were received outside of the 48 hour hold time for prep/preservation from the time of sample collection : V-S10A-251120-330 (280-143196-2), V-S10A-251120-340 (280-143196-4) and V-S10A-251120-350 (280-143196-6). Associated results are flagged "H".

1,2,3-Trichlorobenzene and 1,2,4-Trichlorobenzene were detected in method blank MB 280-518445/1-A at levels that were above the detection limit but less than half the LOQ. The values should be considered estimates, and have been flagged "J".

Methyl tert-butyl ether failed the recovery criteria high for LCS 280-518445/3-A. Bromodichloromethane and Methyl tert-butyl ether failed the recovery criteria high for LCSD 280-518445/5-A. These analytes were biased high in the LCS and/or LCSD and were not detected in the associated samples; therefore, the data have been qualified and reported. Associated results are flagged "Q".

The continuing calibration verification (CCV) associated with batch 280-518854 recovered above the upper control limit for the following analytes. The samples associated with this CCV were non-detects for the affected analytes; therefore, the data have been qualified and reported. Associated results are flagged "Q".

1,1-Dichloropropene @ 21.1%D

Job ID: 280-143196-1 (Continued)

Laboratory: Eurofins TestAmerica, Denver (Continued)

1,2-Dichloroethane @ 20.8%D
cis-1,3-Dichloropropene @ 22.2%D
Dichlorobromomethane @ 29.7%D
trans-1,3-Dichloropropene @ 28.0%D
Methyl tert-butyl ether @ 54.4%D
Bromomethane @ 22.2%D

No additional analytical or quality issues were noted, other than those described above or in the Definitions/Glossary page.

VOLATILE ORGANIC COMPOUNDS (GC/MS)
Sample TB-S10A-271120-01 (280-143196-1) was analyzed for volatile organic compounds (GC/MS) in accordance with 8260B. The samples were analyzed on 12/07/2020.

2-Butanone (MEK) was detected in method blank MB 280-519418/9 at a level exceeding the LOQ. This compound is considered a common lab contaminant and as specified in the QAS is acceptable up to 5x the value of the LOQ. If the associated sample reported a result above the DL and/or LOQ, the result has been flagged "B". Associated client sample results were below the LOQ.

No additional analytical or quality issues were noted, other than those described above or in the Definitions/Glossary page.

VOLATILE PETROLEUM HYDROCARBONS (GC)
Samples P-S10A-251120-330 (280-143196-3), P-S10A-251120-340 (280-143196-5) and P-S10A-251120-350 (280-143196-7) were analyzed for Volatile Petroleum Hydrocarbons (GC) in accordance with 8015D GRO. The samples were prepared on 11/28/2020 and analyzed on 12/05/2020.

The following samples were received outside of the 48 hour hold time for prep/preservation from the time of sample collection: P-S10A-251120-330 (280-143196-3), P-S10A-251120-340 (280-143196-5) and P-S10A-251120-350 (280-143196-7). Associated results are flagged "H".

No analytical or quality issues were noted, other than those described above or in the Definitions/Glossary page.

GASOLINE RANGE ORGANICS (GRO)
Sample TB-S10A-271120-01 (280-143196-1) was analyzed for Gasoline Range Organics (GRO) in accordance with 8015D GRO. The samples were analyzed on 11/29/2020.

No analytical or quality issues were noted, other than those described above or in the Definitions/Glossary page.

DIESEL RANGE ORGANICS (DRO)
Samples P-S10A-251120-330 (280-143196-3), P-S10A-251120-340 (280-143196-5) and P-S10A-251120-350 (280-143196-7) were analyzed for Diesel Range Organics (DRO) in accordance with SW846 8015D. The samples were prepared on 12/01/2020 and analyzed on 12/12/2020.

The following samples had the silica gel clean-up, via EPA Method 3630C, to reduce matrix interferences per client request: P-S10A-251120-330 (280-143196-3), P-S10A-251120-340 (280-143196-5) and P-S10A-251120-350 (280-143196-7).

The following samples were observed to contain rocks: P-S10A-251120-330 (280-143196-3) and P-S10A-251120-350 (280-143196-7).

No analytical or quality issues were noted, other than those described above or in the Definitions/Glossary page.

PERCENT SOLIDS
Samples V-S10A-251120-330 (280-143196-2), P-S10A-251120-330 (280-143196-3), V-S10A-251120-340 (280-143196-4), P-S10A-251120-340 (280-143196-5), V-S10A-251120-350 (280-143196-6) and P-S10A-251120-350 (280-143196-7) were analyzed for percent solids in accordance with ASTM D2216-90. The samples were analyzed on 11/30/2020.

No analytical or quality issues were noted, other than those described above or in the Definitions/Glossary page.

Detection Summary

Client: EA Engineering, Science, and Technology
Project/Site: Kirtland AFB Vadose Zone Coring

Job ID: 280-143196-1

Client Sample ID: TB-S10A-271120-01 — Lab Sample ID: 280-143196-1

Analyte	Result	Qualifier	LOQ	LOD	DL	Unit	Dil Fac	D	Method	Prep Type
2-Butanone (MEK)	5.3	J B	6.0	4.0	2.0	ug/L	1		8260B	Total/NA

Client Sample ID: V-S10A-251120-330 — Lab Sample ID: 280-143196-2

Analyte	Result	Qualifier	LOQ	LOD	DL	Unit	Dil Fac	D	Method	Prep Type
Toluene	0.28	J H H3	5.2	0.83	0.24	ug/Kg	1	☼	8260B	Total/NA

Client Sample ID: P-S10A-251120-330 — Lab Sample ID: 280-143196-3

No Detections.

Client Sample ID: V-S10A-251120-340 — Lab Sample ID: 280-143196-4

Analyte	Result	Qualifier	LOQ	LOD	DL	Unit	Dil Fac	D	Method	Prep Type
Toluene	0.35	J H H3	5.6	0.89	0.25	ug/Kg	1	☼	8260B	Total/NA

Client Sample ID: P-S10A-251120-340 — Lab Sample ID: 280-143196-5

No Detections.

Client Sample ID: V-S10A-251120-350 — Lab Sample ID: 280-143196-6

Analyte	Result	Qualifier	LOQ	LOD	DL	Unit	Dil Fac	D	Method	Prep Type
Toluene	0.25	J H H3	4.9	0.78	0.22	ug/Kg	1	☼	8260B	Total/NA

Client Sample ID: P-S10A-251120-350 — Lab Sample ID: 280-143196-7

No Detections.

This Detection Summary does not include radiochemical test results.

Method Summary

Client: EA Engineering, Science, and Technology
Project/Site: Kirtland AFB Vadose Zone Coring

Job ID: 280-143196-1

Method	Method Description	Protocol	Laboratory
8260B	Volatile Organic Compounds (GC/MS)	SW846	TAL DEN
8015D GRO	Gasoline Range Organics (GRO)	SW846	TAL DEN
8015D DRO	Diesel Range Organics (DRO) (GC)	SW846	TAL DEN
Moisture	Percent Moisture	EPA	TAL DEN
3546	Microwave Extraction	SW846	TAL DEN
5030B	Purge and Trap	SW846	TAL DEN
5035	Closed System Purge and Trap	SW846	TAL DEN

Protocol References:

EPA = US Environmental Protection Agency

SW846 = "Test Methods For Evaluating Solid Waste, Physical/Chemical Methods", Third Edition, November 1986 And Its Updates.

Laboratory References:

TAL DEN = Eurofins TestAmerica, Denver, 4955 Yarrow Street, Arvada, CO 80002, TEL (303)736-0100

Sample Summary

Client: EA Engineering, Science, and Technology
Project/Site: Kirtland AFB Vadose Zone Coring

Job ID: 280-143196-1

Lab Sample ID	Client Sample ID	Matrix	Collected	Received	Asset ID
280-143196-1	TB-S10A-271120-01	Water	11/27/20 08:00	11/28/20 10:50	
280-143196-2	V-S10A-251120-330	Solid	11/25/20 09:30	11/28/20 10:50	
280-143196-3	P-S10A-251120-330	Solid	11/25/20 09:30	11/28/20 10:50	
280-143196-4	V-S10A-251120-340	Solid	11/25/20 11:17	11/28/20 10:50	
280-143196-5	P-S10A-251120-340	Solid	11/25/20 11:17	11/28/20 10:50	
280-143196-6	V-S10A-251120-350	Solid	11/25/20 12:00	11/28/20 10:50	
280-143196-7	P-S10A-251120-350	Solid	11/25/20 12:00	11/28/20 10:50	

Method: 8260B - Volatile Organic Compounds (GC/MS)

Client Sample ID: TB-S10A-271120-01
Date Collected: 11/27/20 08:00
Date Received: 11/28/20 10:50

Lab Sample ID: 280-143196-1
Matrix: Water

Analyte	Result	Qualifier	LOQ	LOD	DL	Unit	D	Analyzed	Dil Fac
Acetone	6.4	U	10	6.4	1.9	ug/L		12/07/20 17:27	1
Benzene	0.40	U	1.0	0.40	0.16	ug/L		12/07/20 17:27	1
Bromobenzene	0.40	U	1.0	0.40	0.17	ug/L		12/07/20 17:27	1
Bromochloromethane	0.20	U	1.0	0.20	0.10	ug/L		12/07/20 17:27	1
Bromodichloromethane	0.40	U	1.0	0.40	0.17	ug/L		12/07/20 17:27	1
Bromoform	1.0	U	1.0	1.0	0.46	ug/L		12/07/20 17:27	1
Bromomethane	0.80	U	2.0	0.80	0.21	ug/L		12/07/20 17:27	1
2-Butanone (MEK)	**5.3**	**J B**	6.0	4.0	2.0	ug/L		12/07/20 17:27	1
n-Butylbenzene	0.80	U	1.0	0.80	0.14	ug/L		12/07/20 17:27	1
sec-Butylbenzene	0.40	U	1.0	0.40	0.17	ug/L		12/07/20 17:27	1
tert-Butylbenzene	0.40	U	1.0	0.40	0.16	ug/L		12/07/20 17:27	1
Carbon disulfide	0.80	U	2.0	0.80	0.17	ug/L		12/07/20 17:27	1
Carbon tetrachloride	0.40	U	2.0	0.40	0.19	ug/L		12/07/20 17:27	1
Chlorobenzene	0.40	U	1.0	0.40	0.17	ug/L		12/07/20 17:27	1
Chloroethane	1.6	U	2.0	1.6	0.41	ug/L		12/07/20 17:27	1
Chloroform	0.40	U	1.0	0.40	0.16	ug/L		12/07/20 17:27	1
Chloromethane	0.80	U	2.0	0.80	0.30	ug/L		12/07/20 17:27	1
4-Chlorotoluene	0.80	U	1.0	0.80	0.21	ug/L		12/07/20 17:27	1
Dibromochloromethane	0.40	U	1.0	0.40	0.17	ug/L		12/07/20 17:27	1
1,2-Dibromo-3-Chloropropane	1.6	U	5.0	1.6	0.47	ug/L		12/07/20 17:27	1
Dichlorodifluoromethane	0.80	U	2.0	0.80	0.31	ug/L		12/07/20 17:27	1
Dibromomethane	0.40	U	1.0	0.40	0.17	ug/L		12/07/20 17:27	1
Ethylene Dibromide	0.40	U	1.0	0.40	0.18	ug/L		12/07/20 17:27	1
1,2-Dichlorobenzene	0.40	U	1.0	0.40	0.15	ug/L		12/07/20 17:27	1
1,3-Dichlorobenzene	0.40	U	1.0	0.40	0.13	ug/L		12/07/20 17:27	1
1,4-Dichlorobenzene	0.40	U	1.0	0.40	0.16	ug/L		12/07/20 17:27	1
1,1-Dichloroethane	0.80	U	1.0	0.80	0.22	ug/L		12/07/20 17:27	1
1,2-Dichloroethane	0.40	U	1.0	0.40	0.13	ug/L		12/07/20 17:27	1
1,1-Dichloroethene	0.80	U	1.0	0.80	0.23	ug/L		12/07/20 17:27	1
1,2-Dichloroethene, Total	0.40	U	1.0	0.40	0.15	ug/L		12/07/20 17:27	1
cis-1,2-Dichloroethene	0.40	U	1.0	0.40	0.15	ug/L		12/07/20 17:27	1
trans-1,2-Dichloroethene	0.40	U	1.0	0.40	0.15	ug/L		12/07/20 17:27	1
1,2-Dichloropropane	0.40	U	1.0	0.40	0.18	ug/L		12/07/20 17:27	1
1,3-Dichloropropane	0.20	U	1.0	0.20	0.090	ug/L		12/07/20 17:27	1
2,2-Dichloropropane	0.80	U	1.0	0.80	0.38	ug/L		12/07/20 17:27	1
1,1-Dichloropropene	0.40	U	1.0	0.40	0.19	ug/L		12/07/20 17:27	1
cis-1,3-Dichloropropene	0.40	U	1.0	0.40	0.16	ug/L		12/07/20 17:27	1
trans-1,3-Dichloropropene	0.40	U	1.0	0.40	0.19	ug/L		12/07/20 17:27	1
Ethylbenzene	0.40	U	1.0	0.40	0.16	ug/L		12/07/20 17:27	1
2-Hexanone	4.0	U	5.0	4.0	1.7	ug/L		12/07/20 17:27	1
Hexachlorobutadiene	0.80	U	1.0	0.80	0.36	ug/L		12/07/20 17:27	1
Isopropylbenzene	0.40	U	1.0	0.40	0.19	ug/L		12/07/20 17:27	1
4-Isopropyltoluene	0.40	U	1.0	0.40	0.20	ug/L		12/07/20 17:27	1
Methylene Chloride	2.0	U	5.0	2.0	0.94	ug/L		12/07/20 17:27	1
4-Methyl-2-pentanone (MIBK)	3.2	U	5.0	3.2	0.98	ug/L		12/07/20 17:27	1
Methyl tert-butyl ether	0.80	U	5.0	0.80	0.25	ug/L		12/07/20 17:27	1
Naphthalene	0.80	U	1.0	0.80	0.22	ug/L		12/07/20 17:27	1
N-Propylbenzene	0.40	U	1.0	0.40	0.16	ug/L		12/07/20 17:27	1
Styrene	0.80	U	1.0	0.80	0.36	ug/L		12/07/20 17:27	1

Method: 8260B - Volatile Organic Compounds (GC/MS) (Continued)

Client Sample ID: TB-S10A-271120-01 — **Lab Sample ID: 280-143196-1**
Date Collected: 11/27/20 08:00 — **Matrix: Water**
Date Received: 11/28/20 10:50

Analyte	Result	Qualifier	LOQ	LOD	DL	Unit	D	Analyzed	Dil Fac
1,1,1,2-Tetrachloroethane	0.80	U	1.0	0.80	0.21	ug/L		12/07/20 17:27	1
1,1,2,2-Tetrachloroethane	0.80	U	1.0	0.80	0.21	ug/L		12/07/20 17:27	1
Tetrachloroethene	0.40	U	1.0	0.40	0.20	ug/L		12/07/20 17:27	1
Toluene	0.40	U	1.0	0.40	0.17	ug/L		12/07/20 17:27	1
1,2,3-Trichlorobenzene	0.80	U	1.0	0.80	0.21	ug/L		12/07/20 17:27	1
1,1,1-Trichloroethane	0.40	U	1.0	0.40	0.16	ug/L		12/07/20 17:27	1
1,1,2-Trichloroethane	0.80	U	1.0	0.80	0.27	ug/L		12/07/20 17:27	1
Trichloroethene	0.40	U	1.0	0.40	0.16	ug/L		12/07/20 17:27	1
Trichlorofluoromethane	0.80	U	2.0	0.80	0.29	ug/L		12/07/20 17:27	1
1,2,4-Trichlorobenzene	0.80	U	1.0	0.80	0.21	ug/L		12/07/20 17:27	1
1,2,3-Trichloropropane	0.80	U	3.0	0.80	0.33	ug/L		12/07/20 17:27	1
1,2,4-Trimethylbenzene	0.40	U	1.0	0.40	0.15	ug/L		12/07/20 17:27	1
1,3,5-Trimethylbenzene	0.40	U	1.0	0.40	0.16	ug/L		12/07/20 17:27	1
Vinyl chloride	0.20	U	1.5	0.20	0.10	ug/L		12/07/20 17:27	1
o-Xylene	0.40	U	1.0	0.40	0.19	ug/L		12/07/20 17:27	1
m-Xylene & p-Xylene	0.80	U	2.0	0.80	0.15	ug/L		12/07/20 17:27	1
2-Chlorotoluene	0.40	U	1.0	0.40	0.17	ug/L		12/07/20 17:27	1

Surrogate	*%Recovery*	*Qualifier*	*Limits*	*Prepared*	*Analyzed*	*Dil Fac*
Toluene-d8 (Surr)	*100*		*89 - 112*		*12/07/20 17:27*	*1*
1,2-Dichloroethane-d4 (Surr)	*100*		*81 - 118*		*12/07/20 17:27*	*1*
4-Bromofluorobenzene (Surr)	*100*		*85 - 114*		*12/07/20 17:27*	*1*
Dibromofluoromethane (Surr)	*101*		*80 - 119*		*12/07/20 17:27*	*1*

Client Sample ID: V-S10A-251120-330 — **Lab Sample ID: 280-143196-2**
Date Collected: 11/25/20 09:30 — **Matrix: Solid**
Date Received: 11/28/20 10:50 — **Percent Solids: 97.2**

Analyte	Result	Qualifier	LOQ	LOD	DL	Unit	D	Analyzed	Dil Fac
Acetone	75	U H H3	75	75	37	ug/Kg	☼	12/02/20 00:09	1
Benzene	0.42	U H H3	5.2	0.42	0.16	ug/Kg	☼	12/02/20 00:09	1
Bromobenzene	1.7	U H H3	5.2	1.7	0.51	ug/Kg	☼	12/02/20 00:09	1
Bromochloromethane	5.2	U H H3	5.2	5.2	2.6	ug/Kg	☼	12/02/20 00:09	1
Bromodichloromethane	5.2	U H H3 Q	5.2	5.2	2.2	ug/Kg	☼	12/02/20 00:09	1
Bromoform	5.3	U H H3	5.3	5.3	2.7	ug/Kg	☼	12/02/20 00:09	1
Bromomethane	3.3	U H H3 Q	10	3.3	1.4	ug/Kg	☼	12/02/20 00:09	1
2-Butanone (MEK)	13	U H H3	21	13	4.0	ug/Kg	☼	12/02/20 00:09	1
n-Butylbenzene	1.7	U H H3	5.2	1.7	0.58	ug/Kg	☼	12/02/20 00:09	1
sec-Butylbenzene	1.7	U H H3	5.2	1.7	0.80	ug/Kg	☼	12/02/20 00:09	1
tert-Butylbenzene	1.7	U H H3	5.2	1.7	0.52	ug/Kg	☼	12/02/20 00:09	1
Carbon disulfide	5.2	U H H3	5.2	5.2	1.7	ug/Kg	☼	12/02/20 00:09	1
Carbon tetrachloride	5.2	U H H3	5.2	5.2	2.1	ug/Kg	☼	12/02/20 00:09	1
Chlorobenzene	5.2	U H H3	5.2	5.2	2.1	ug/Kg	☼	12/02/20 00:09	1
Chloroethane	6.7	U H H3 Q	10	6.7	2.1	ug/Kg	☼	12/02/20 00:09	1
Chloroform	0.83	U H H3	10	0.83	0.30	ug/Kg	☼	12/02/20 00:09	1
Chloromethane	1.7	U H H3 Q	10	1.7	0.80	ug/Kg	☼	12/02/20 00:09	1
4-Chlorotoluene	0.83	U H H3	5.2	0.83	0.38	ug/Kg	☼	12/02/20 00:09	1
Dibromochloromethane	5.2	U H H3	5.2	5.2	2.4	ug/Kg	☼	12/02/20 00:09	1
1,2-Dibromo-3-Chloropropane	10	U H H3	10	10	3.8	ug/Kg	☼	12/02/20 00:09	1
Dichlorodifluoromethane	6.7	U H H3 Q	10	6.7	2.9	ug/Kg	☼	12/02/20 00:09	1
Dibromomethane	0.83	U H H3	5.2	0.83	0.33	ug/Kg	☼	12/02/20 00:09	1

Method: 8260B - Volatile Organic Compounds (GC/MS) (Continued)

Client Sample ID: V-S10A-251120-330
Date Collected: 11/25/20 09:30
Date Received: 11/28/20 10:50

Lab Sample ID: 280-143196-2
Matrix: Solid
Percent Solids: 97.2

Analyte	Result	Qualifier	LOQ	LOD	DL	Unit	D	Analyzed	Dil Fac
Ethylene Dibromide	1.7	U H H3	5.2	1.7	0.54	ug/Kg	☼	12/02/20 00:09	1
1,2-Dichlorobenzene	5.2	U H H3	5.2	5.2	1.9	ug/Kg	☼	12/02/20 00:09	1
1,3-Dichlorobenzene	1.7	U H H3	5.2	1.7	0.50	ug/Kg	☼	12/02/20 00:09	1
1,4-Dichlorobenzene	0.83	U H H3	5.2	0.83	0.25	ug/Kg	☼	12/02/20 00:09	1
1,1-Dichloroethane	0.83	U H H3	5.2	0.83	0.22	ug/Kg	☼	12/02/20 00:09	1
1,2-Dichloroethane	1.7	U H H3 Q	5.2	1.7	0.73	ug/Kg	☼	12/02/20 00:09	1
1,1-Dichloroethene	1.7	U H H3	5.2	1.7	0.61	ug/Kg	☼	12/02/20 00:09	1
1,2-Dichloroethene, Total	1.7	U H H3	5.2	1.7	0.41	ug/Kg	☼	12/02/20 00:09	1
cis-1,2-Dichloroethene	0.83	U H H3	5.2	0.83	0.21	ug/Kg	☼	12/02/20 00:09	1
trans-1,2-Dichloroethene	0.83	U H H3	5.2	0.83	0.41	ug/Kg	☼	12/02/20 00:09	1
1,2-Dichloropropane	1.7	U H H3	5.2	1.7	0.57	ug/Kg	☼	12/02/20 00:09	1
1,3-Dichloropropane	0.42	U H H3	5.2	0.42	0.18	ug/Kg	☼	12/02/20 00:09	1
2,2-Dichloropropane	1.7	U H H3	5.2	1.7	0.46	ug/Kg	☼	12/02/20 00:09	1
1,1-Dichloropropene	0.42	U H H3 Q	5.2	0.42	0.17	ug/Kg	☼	12/02/20 00:09	1
cis-1,3-Dichloropropene	0.42	U H H3 Q	5.2	0.42	0.10	ug/Kg	☼	12/02/20 00:09	1
trans-1,3-Dichloropropene	0.21	U H H3 Q	5.2	0.21	0.086	ug/Kg	☼	12/02/20 00:09	1
Ethylbenzene	0.83	U H H3	5.2	0.83	0.32	ug/Kg	☼	12/02/20 00:09	1
2-Hexanone	13	U H H3	21	13	5.1	ug/Kg	☼	12/02/20 00:09	1
Hexachlorobutadiene	5.2	U H H3	5.2	5.2	2.3	ug/Kg	☼	12/02/20 00:09	1
Isopropylbenzene	5.2	U H H3	5.2	5.2	2.5	ug/Kg	☼	12/02/20 00:09	1
4-Isopropyltoluene	3.3	U H H3	5.2	3.3	1.2	ug/Kg	☼	12/02/20 00:09	1
Methylene Chloride	3.3	U H H3	5.2	3.3	1.7	ug/Kg	☼	12/02/20 00:09	1
4-Methyl-2-pentanone (MIBK)	13	U H H3	21	13	4.5	ug/Kg	☼	12/02/20 00:09	1
Methyl tert-butyl ether	6.7	U H H3 Q	21	6.7	2.2	ug/Kg	☼	12/02/20 00:09	1
Naphthalene	7.0	U H H3	7.0	7.0	3.4	ug/Kg	☼	12/02/20 00:09	1
N-Propylbenzene	1.7	U H H3	5.2	1.7	0.60	ug/Kg	☼	12/02/20 00:09	1
Styrene	0.83	U H H3	5.2	0.83	0.29	ug/Kg	☼	12/02/20 00:09	1
1,1,1,2-Tetrachloroethane	5.2	U H H3	5.2	5.2	2.3	ug/Kg	☼	12/02/20 00:09	1
1,1,2,2-Tetrachloroethane	0.83	U H H3	5.2	0.83	0.30	ug/Kg	☼	12/02/20 00:09	1
Tetrachloroethene	5.2	U H H3	5.2	5.2	2.0	ug/Kg	☼	12/02/20 00:09	1
Toluene	**0.28**	**J H H3**	5.2	0.83	0.24	ug/Kg	☼	12/02/20 00:09	1
1,2,3-Trichlorobenzene	3.3	U H H3	5.2	3.3	0.84	ug/Kg	☼	12/02/20 00:09	1
1,1,1-Trichloroethane	5.2	U H H3	5.2	5.2	2.1	ug/Kg	☼	12/02/20 00:09	1
1,1,2-Trichloroethane	3.3	U H H3	5.2	3.3	0.92	ug/Kg	☼	12/02/20 00:09	1
Trichloroethene	5.2	U H H3	5.2	5.2	2.0	ug/Kg	☼	12/02/20 00:09	1
Trichlorofluoromethane	10	U H H3 Q	10	10	3.3	ug/Kg	☼	12/02/20 00:09	1
1,2,4-Trichlorobenzene	1.7	U H H3	5.2	1.7	0.76	ug/Kg	☼	12/02/20 00:09	1
1,2,3-Trichloropropane	0.83	U H H3	5.2	0.83	0.23	ug/Kg	☼	12/02/20 00:09	1
1,2,4-Trimethylbenzene	5.2	U H H3	5.2	5.2	2.4	ug/Kg	☼	12/02/20 00:09	1
1,3,5-Trimethylbenzene	5.2	U H H3	5.2	5.2	2.5	ug/Kg	☼	12/02/20 00:09	1
Vinyl chloride	3.3	U H H3	5.2	3.3	1.4	ug/Kg	☼	12/02/20 00:09	1
o-Xylene	0.83	U H H3	5.2	0.83	0.28	ug/Kg	☼	12/02/20 00:09	1
m-Xylene & p-Xylene	3.3	U H H3	3.3	3.3	1.1	ug/Kg	☼	12/02/20 00:09	1
2-Chlorotoluene	1.7	U H H3	5.2	1.7	0.53	ug/Kg	☼	12/02/20 00:09	1

Surrogate	*%Recovery*	*Qualifier*	*Limits*	*Prepared*	*Analyzed*	*Dil Fac*
Toluene-d8 (Surr)	*100*		*85 - 116*	*11/28/20 19:59*	*12/02/20 00:09*	*1*
1,2-Dichloroethane-d4 (Surr)	*104*		*71 - 136*	*11/28/20 19:59*	*12/02/20 00:09*	*1*
4-Bromofluorobenzene (Surr)	*108*		*79 - 119*	*11/28/20 19:59*	*12/02/20 00:09*	*1*
Dibromofluoromethane (Surr)	*95*		*78 - 119*	*11/28/20 19:59*	*12/02/20 00:09*	*1*

Method: 8260B - Volatile Organic Compounds (GC/MS)

Client Sample ID: V-S10A-251120-340
Date Collected: 11/25/20 11:17
Date Received: 11/28/20 10:50

Lab Sample ID: 280-143196-4
Matrix: Solid
Percent Solids: 96.3

Analyte	Result	Qualifier	LOQ	LOD	DL	Unit	D	Analyzed	Dil Fac
Acetone	80	U H H3	80	80	40	ug/Kg	☼	12/02/20 00:32	1
Benzene	0.45	U H H3	5.6	0.45	0.17	ug/Kg	☼	12/02/20 00:32	1
Bromobenzene	1.8	U H H3	5.6	1.8	0.55	ug/Kg	☼	12/02/20 00:32	1
Bromochloromethane	5.6	U H H3	5.6	5.6	2.7	ug/Kg	☼	12/02/20 00:32	1
Bromodichloromethane	5.6	U H H3 Q	5.6	5.6	2.4	ug/Kg	☼	12/02/20 00:32	1
Bromoform	5.7	U H H3	5.7	5.7	2.8	ug/Kg	☼	12/02/20 00:32	1
Bromomethane	3.6	U H H3 Q	11	3.6	1.5	ug/Kg	☼	12/02/20 00:32	1
2-Butanone (MEK)	14	U H H3	22	14	4.3	ug/Kg	☼	12/02/20 00:32	1
n-Butylbenzene	1.8	U H H3	5.6	1.8	0.62	ug/Kg	☼	12/02/20 00:32	1
sec-Butylbenzene	1.8	U H H3	5.6	1.8	0.86	ug/Kg	☼	12/02/20 00:32	1
tert-Butylbenzene	1.8	U H H3	5.6	1.8	0.56	ug/Kg	☼	12/02/20 00:32	1
Carbon disulfide	5.6	U H H3	5.6	5.6	1.9	ug/Kg	☼	12/02/20 00:32	1
Carbon tetrachloride	5.6	U H H3	5.6	5.6	2.2	ug/Kg	☼	12/02/20 00:32	1
Chlorobenzene	5.6	U H H3	5.6	5.6	2.3	ug/Kg	☼	12/02/20 00:32	1
Chloroethane	7.1	U H H3 Q	11	7.1	2.2	ug/Kg	☼	12/02/20 00:32	1
Chloroform	0.89	U H H3	11	0.89	0.32	ug/Kg	☼	12/02/20 00:32	1
Chloromethane	1.8	U H H3 Q	11	1.8	0.86	ug/Kg	☼	12/02/20 00:32	1
4-Chlorotoluene	0.89	U H H3	5.6	0.89	0.40	ug/Kg	☼	12/02/20 00:32	1
Dibromochloromethane	5.6	U H H3	5.6	5.6	2.5	ug/Kg	☼	12/02/20 00:32	1
1,2-Dibromo-3-Chloropropane	11	U H H3	11	11	4.1	ug/Kg	☼	12/02/20 00:32	1
Dichlorodifluoromethane	7.1	U H H3 Q	11	7.1	3.1	ug/Kg	☼	12/02/20 00:32	1
Dibromomethane	0.89	U H H3	5.6	0.89	0.35	ug/Kg	☼	12/02/20 00:32	1
Ethylene Dibromide	1.8	U H H3	5.6	1.8	0.58	ug/Kg	☼	12/02/20 00:32	1
1,2-Dichlorobenzene	5.6	U H H3	5.6	5.6	2.1	ug/Kg	☼	12/02/20 00:32	1
1,3-Dichlorobenzene	1.8	U H H3	5.6	1.8	0.54	ug/Kg	☼	12/02/20 00:32	1
1,4-Dichlorobenzene	0.89	U H H3	5.6	0.89	0.27	ug/Kg	☼	12/02/20 00:32	1
1,1-Dichloroethane	0.89	U H H3	5.6	0.89	0.23	ug/Kg	☼	12/02/20 00:32	1
1,2-Dichloroethane	1.8	U H H3 Q	5.6	1.8	0.78	ug/Kg	☼	12/02/20 00:32	1
1,1-Dichloroethene	1.8	U H H3	5.6	1.8	0.66	ug/Kg	☼	12/02/20 00:32	1
1,2-Dichloroethene, Total	1.8	U H H3	5.6	1.8	0.43	ug/Kg	☼	12/02/20 00:32	1
cis-1,2-Dichloroethene	0.89	U H H3	5.6	0.89	0.22	ug/Kg	☼	12/02/20 00:32	1
trans-1,2-Dichloroethene	0.89	U H H3	5.6	0.89	0.43	ug/Kg	☼	12/02/20 00:32	1
1,2-Dichloropropane	1.8	U H H3	5.6	1.8	0.61	ug/Kg	☼	12/02/20 00:32	1
1,3-Dichloropropane	0.45	U H H3	5.6	0.45	0.19	ug/Kg	☼	12/02/20 00:32	1
2,2-Dichloropropane	1.8	U H H3	5.6	1.8	0.49	ug/Kg	☼	12/02/20 00:32	1
1,1-Dichloropropene	0.45	U H H3 Q	5.6	0.45	0.18	ug/Kg	☼	12/02/20 00:32	1
cis-1,3-Dichloropropene	0.45	U H H3 Q	5.6	0.45	0.11	ug/Kg	☼	12/02/20 00:32	1
trans-1,3-Dichloropropene	0.22	U H H3 Q	5.6	0.22	0.093	ug/Kg	☼	12/02/20 00:32	1
Ethylbenzene	0.89	U H H3	5.6	0.89	0.34	ug/Kg	☼	12/02/20 00:32	1
2-Hexanone	14	U H H3	22	14	5.5	ug/Kg	☼	12/02/20 00:32	1
Hexachlorobutadiene	5.6	U H H3	5.6	5.6	2.4	ug/Kg	☼	12/02/20 00:32	1
Isopropylbenzene	5.6	U H H3	5.6	5.6	2.7	ug/Kg	☼	12/02/20 00:32	1
4-Isopropyltoluene	3.6	U H H3	5.6	3.6	1.3	ug/Kg	☼	12/02/20 00:32	1
Methylene Chloride	3.6	U H H3	5.6	3.6	1.8	ug/Kg	☼	12/02/20 00:32	1
4-Methyl-2-pentanone (MIBK)	14	U H H3	22	14	4.9	ug/Kg	☼	12/02/20 00:32	1
Methyl tert-butyl ether	7.1	U H H3 Q	22	7.1	2.4	ug/Kg	☼	12/02/20 00:32	1
Naphthalene	7.5	U H H3	7.5	7.5	3.7	ug/Kg	☼	12/02/20 00:32	1
N-Propylbenzene	1.8	U H H3	5.6	1.8	0.65	ug/Kg	☼	12/02/20 00:32	1
Styrene	0.89	U H H3	5.6	0.89	0.31	ug/Kg	☼	12/02/20 00:32	1

Method: 8260B - Volatile Organic Compounds (GC/MS) (Continued)

Client Sample ID: V-S10A-251120-340 — **Lab Sample ID: 280-143196-4**
Date Collected: 11/25/20 11:17 — **Matrix: Solid**
Date Received: 11/28/20 10:50 — **Percent Solids: 96.3**

Analyte	Result	Qualifier	LOQ	LOD	DL	Unit	D	Analyzed	Dil Fac
1,1,1,2-Tetrachloroethane	5.6	U H H3	5.6	5.6	2.5	ug/Kg	☼	12/02/20 00:32	1
1,1,2,2-Tetrachloroethane	0.89	U H H3	5.6	0.89	0.32	ug/Kg	☼	12/02/20 00:32	1
Tetrachloroethene	5.6	U H H3	5.6	5.6	2.1	ug/Kg	☼	12/02/20 00:32	1
Toluene	**0.35**	**J H H3**	5.6	0.89	0.25	ug/Kg	☼	12/02/20 00:32	1
1,2,3-Trichlorobenzene	3.6	U H H3	5.6	3.6	0.90	ug/Kg	☼	12/02/20 00:32	1
1,1,1-Trichloroethane	5.6	U H H3	5.6	5.6	2.2	ug/Kg	☼	12/02/20 00:32	1
1,1,2-Trichloroethane	3.6	U H H3	5.6	3.6	0.98	ug/Kg	☼	12/02/20 00:32	1
Trichloroethene	5.6	U H H3	5.6	5.6	2.1	ug/Kg	☼	12/02/20 00:32	1
Trichlorofluoromethane	11	U H H3 Q	11	11	3.6	ug/Kg	☼	12/02/20 00:32	1
1,2,4-Trichlorobenzene	1.8	U H H3	5.6	1.8	0.81	ug/Kg	☼	12/02/20 00:32	1
1,2,3-Trichloropropane	0.89	U H H3	5.6	0.89	0.24	ug/Kg	☼	12/02/20 00:32	1
1,2,4-Trimethylbenzene	5.6	U H H3	5.6	5.6	2.6	ug/Kg	☼	12/02/20 00:32	1
1,3,5-Trimethylbenzene	5.6	U H H3	5.6	5.6	2.7	ug/Kg	☼	12/02/20 00:32	1
Vinyl chloride	3.6	U H H3	5.6	3.6	1.5	ug/Kg	☼	12/02/20 00:32	1
o-Xylene	0.89	U H H3	5.6	0.89	0.30	ug/Kg	☼	12/02/20 00:32	1
m-Xylene & p-Xylene	3.6	U H H3	3.6	3.6	1.2	ug/Kg	☼	12/02/20 00:32	1
2-Chlorotoluene	1.8	U H H3	5.6	1.8	0.57	ug/Kg	☼	12/02/20 00:32	1

Surrogate	*%Recovery*	*Qualifier*	*Limits*	*Prepared*	*Analyzed*	*Dil Fac*
Toluene-d8 (Surr)	*100*		*85 - 116*	*11/28/20 19:59*	*12/02/20 00:32*	*1*
1,2-Dichloroethane-d4 (Surr)	*107*		*71 - 136*	*11/28/20 19:59*	*12/02/20 00:32*	*1*
4-Bromofluorobenzene (Surr)	*106*		*79 - 119*	*11/28/20 19:59*	*12/02/20 00:32*	*1*
Dibromofluoromethane (Surr)	*100*		*78 - 119*	*11/28/20 19:59*	*12/02/20 00:32*	*1*

Client Sample ID: V-S10A-251120-350 — **Lab Sample ID: 280-143196-6**
Date Collected: 11/25/20 12:00 — **Matrix: Solid**
Date Received: 11/28/20 10:50 — **Percent Solids: 95.4**

Analyte	Result	Qualifier	LOQ	LOD	DL	Unit	D	Analyzed	Dil Fac
Acetone	70	U H H3	70	70	35	ug/Kg	☼	12/02/20 00:54	1
Benzene	0.39	U H H3	4.9	0.39	0.15	ug/Kg	☼	12/02/20 00:54	1
Bromobenzene	1.6	U H H3	4.9	1.6	0.48	ug/Kg	☼	12/02/20 00:54	1
Bromochloromethane	4.9	U H H3	4.9	4.9	2.4	ug/Kg	☼	12/02/20 00:54	1
Bromodichloromethane	4.9	U H H3 Q	4.9	4.9	2.1	ug/Kg	☼	12/02/20 00:54	1
Bromoform	5.0	U H H3	5.0	5.0	2.5	ug/Kg	☼	12/02/20 00:54	1
Bromomethane	3.1	U H H3 Q	9.7	3.1	1.3	ug/Kg	☼	12/02/20 00:54	1
2-Butanone (MEK)	12	U H H3	19	12	3.8	ug/Kg	☼	12/02/20 00:54	1
n-Butylbenzene	1.6	U H H3	4.9	1.6	0.54	ug/Kg	☼	12/02/20 00:54	1
sec-Butylbenzene	1.6	U H H3	4.9	1.6	0.75	ug/Kg	☼	12/02/20 00:54	1
tert-Butylbenzene	1.6	U H H3	4.9	1.6	0.49	ug/Kg	☼	12/02/20 00:54	1
Carbon disulfide	4.9	U H H3	4.9	4.9	1.6	ug/Kg	☼	12/02/20 00:54	1
Carbon tetrachloride	4.9	U H H3	4.9	4.9	2.0	ug/Kg	☼	12/02/20 00:54	1
Chlorobenzene	4.9	U H H3	4.9	4.9	2.0	ug/Kg	☼	12/02/20 00:54	1
Chloroethane	6.2	U H H3 Q	9.7	6.2	1.9	ug/Kg	☼	12/02/20 00:54	1
Chloroform	0.78	U H H3	9.7	0.78	0.28	ug/Kg	☼	12/02/20 00:54	1
Chloromethane	1.6	U H H3 Q	9.7	1.6	0.75	ug/Kg	☼	12/02/20 00:54	1
4-Chlorotoluene	0.78	U H H3	4.9	0.78	0.35	ug/Kg	☼	12/02/20 00:54	1
Dibromochloromethane	4.9	U H H3	4.9	4.9	2.2	ug/Kg	☼	12/02/20 00:54	1
1,2-Dibromo-3-Chloropropane	9.7	U H H3	9.7	9.7	3.6	ug/Kg	☼	12/02/20 00:54	1
Dichlorodifluoromethane	6.2	U H H3 Q	9.7	6.2	2.7	ug/Kg	☼	12/02/20 00:54	1
Dibromomethane	0.78	U H H3	4.9	0.78	0.31	ug/Kg	☼	12/02/20 00:54	1

Method: 8260B - Volatile Organic Compounds (GC/MS) (Continued)

Client Sample ID: V-S10A-251120-350
Date Collected: 11/25/20 12:00
Date Received: 11/28/20 10:50

Lab Sample ID: 280-143196-6
Matrix: Solid
Percent Solids: 95.4

Analyte	Result	Qualifier	LOQ	LOD	DL	Unit	D	Analyzed	Dil Fac
Ethylene Dibromide	1.6	U H H3	4.9	1.6	0.51	ug/Kg	☼	12/02/20 00:54	1
1,2-Dichlorobenzene	4.9	U H H3	4.9	4.9	1.8	ug/Kg	☼	12/02/20 00:54	1
1,3-Dichlorobenzene	1.6	U H H3	4.9	1.6	0.47	ug/Kg	☼	12/02/20 00:54	1
1,4-Dichlorobenzene	0.78	U H H3	4.9	0.78	0.24	ug/Kg	☼	12/02/20 00:54	1
1,1-Dichloroethane	0.78	U H H3	4.9	0.78	0.20	ug/Kg	☼	12/02/20 00:54	1
1,2-Dichloroethane	1.6	U H H3 Q	4.9	1.6	0.68	ug/Kg	☼	12/02/20 00:54	1
1,1-Dichloroethene	1.6	U H H3	4.9	1.6	0.57	ug/Kg	☼	12/02/20 00:54	1
1,2-Dichloroethene, Total	1.6	U H H3	4.9	1.6	0.38	ug/Kg	☼	12/02/20 00:54	1
cis-1,2-Dichloroethene	0.78	U H H3	4.9	0.78	0.20	ug/Kg	☼	12/02/20 00:54	1
trans-1,2-Dichloroethene	0.78	U H H3	4.9	0.78	0.38	ug/Kg	☼	12/02/20 00:54	1
1,2-Dichloropropane	1.6	U M H H3	4.9	1.6	0.54	ug/Kg	☼	12/02/20 00:54	1
1,3-Dichloropropane	0.39	U H H3	4.9	0.39	0.17	ug/Kg	☼	12/02/20 00:54	1
2,2-Dichloropropane	1.6	U H H3	4.9	1.6	0.43	ug/Kg	☼	12/02/20 00:54	1
1,1-Dichloropropene	0.39	U H H3 Q	4.9	0.39	0.16	ug/Kg	☼	12/02/20 00:54	1
cis-1,3-Dichloropropene	0.39	U H H3 Q	4.9	0.39	0.097	ug/Kg	☼	12/02/20 00:54	1
trans-1,3-Dichloropropene	0.19	U H H3 Q	4.9	0.19	0.081	ug/Kg	☼	12/02/20 00:54	1
Ethylbenzene	0.78	U H H3	4.9	0.78	0.30	ug/Kg	☼	12/02/20 00:54	1
2-Hexanone	12	U H H3	19	12	4.8	ug/Kg	☼	12/02/20 00:54	1
Hexachlorobutadiene	4.9	U H H3	4.9	4.9	2.1	ug/Kg	☼	12/02/20 00:54	1
Isopropylbenzene	4.9	U H H3	4.9	4.9	2.3	ug/Kg	☼	12/02/20 00:54	1
4-Isopropyltoluene	3.1	U H H3	4.9	3.1	1.1	ug/Kg	☼	12/02/20 00:54	1
Methylene Chloride	3.1	U H H3	4.9	3.1	1.6	ug/Kg	☼	12/02/20 00:54	1
4-Methyl-2-pentanone (MIBK)	12	U H H3	19	12	4.2	ug/Kg	☼	12/02/20 00:54	1
Methyl tert-butyl ether	6.2	U H H3 Q	19	6.2	2.1	ug/Kg	☼	12/02/20 00:54	1
Naphthalene	6.5	U H H3	6.5	6.5	3.2	ug/Kg	☼	12/02/20 00:54	1
N-Propylbenzene	1.6	U H H3	4.9	1.6	0.56	ug/Kg	☼	12/02/20 00:54	1
Styrene	0.78	U H H3	4.9	0.78	0.27	ug/Kg	☼	12/02/20 00:54	1
1,1,1,2-Tetrachloroethane	4.9	U H H3	4.9	4.9	2.2	ug/Kg	☼	12/02/20 00:54	1
1,1,2,2-Tetrachloroethane	0.78	U H H3	4.9	0.78	0.28	ug/Kg	☼	12/02/20 00:54	1
Tetrachloroethene	4.9	U H H3	4.9	4.9	1.9	ug/Kg	☼	12/02/20 00:54	1
Toluene	**0.25**	**J H H3**	4.9	0.78	0.22	ug/Kg	☼	12/02/20 00:54	1
1,2,3-Trichlorobenzene	3.1	U H H3	4.9	3.1	0.79	ug/Kg	☼	12/02/20 00:54	1
1,1,1-Trichloroethane	4.9	U H H3	4.9	4.9	1.9	ug/Kg	☼	12/02/20 00:54	1
1,1,2-Trichloroethane	3.1	U H H3	4.9	3.1	0.86	ug/Kg	☼	12/02/20 00:54	1
Trichloroethene	4.9	U H H3	4.9	4.9	1.9	ug/Kg	☼	12/02/20 00:54	1
Trichlorofluoromethane	9.7	U H H3 Q	9.7	9.7	3.1	ug/Kg	☼	12/02/20 00:54	1
1,2,4-Trichlorobenzene	1.6	U H H3	4.9	1.6	0.71	ug/Kg	☼	12/02/20 00:54	1
1,2,3-Trichloropropane	0.78	U H H3	4.9	0.78	0.21	ug/Kg	☼	12/02/20 00:54	1
1,2,4-Trimethylbenzene	4.9	U H H3	4.9	4.9	2.2	ug/Kg	☼	12/02/20 00:54	1
1,3,5-Trimethylbenzene	4.9	U H H3	4.9	4.9	2.4	ug/Kg	☼	12/02/20 00:54	1
Vinyl chloride	3.1	U H H3	4.9	3.1	1.3	ug/Kg	☼	12/02/20 00:54	1
o-Xylene	0.78	U H H3	4.9	0.78	0.26	ug/Kg	☼	12/02/20 00:54	1
m-Xylene & p-Xylene	3.1	U H H3	3.1	3.1	1.0	ug/Kg	☼	12/02/20 00:54	1
2-Chlorotoluene	1.6	U H H3	4.9	1.6	0.50	ug/Kg	☼	12/02/20 00:54	1

Surrogate	*%Recovery*	*Qualifier*	*Limits*	*Prepared*	*Analyzed*	*Dil Fac*
Toluene-d8 (Surr)	*100*		*85 - 116*	*11/28/20 19:59*	*12/02/20 00:54*	*1*
1,2-Dichloroethane-d4 (Surr)	*108*		*71 - 136*	*11/28/20 19:59*	*12/02/20 00:54*	*1*
4-Bromofluorobenzene (Surr)	*108*		*79 - 119*	*11/28/20 19:59*	*12/02/20 00:54*	*1*
Dibromofluoromethane (Surr)	*96*		*78 - 119*	*11/28/20 19:59*	*12/02/20 00:54*	*1*

Method: 8015D GRO - Gasoline Range Organics (GRO)

Client Sample ID: TB-S10A-271120-01 — **Lab Sample ID: 280-143196-1**
Date Collected: 11/27/20 08:00 — **Matrix: Water**
Date Received: 11/28/20 10:50

Analyte	Result	Qualifier	LOQ	LOD	DL	Unit	D	Analyzed	Dil Fac
Gasoline Range Organics (GRO)-C6-C10	25	U	25	25	10	ug/L		11/29/20 21:17	1

Surrogate	*%Recovery*	*Qualifier*	*Limits*	*Prepared*	*Analyzed*	*Dil Fac*
a,a,a-Trifluorotoluene	*87*		*82 - 110*		*11/29/20 21:17*	*1*

Client Sample ID: P-S10A-251120-330 — **Lab Sample ID: 280-143196-3**
Date Collected: 11/25/20 09:30 — **Matrix: Solid**
Date Received: 11/28/20 10:50 — **Percent Solids: 97.3**

Analyte	Result	Qualifier	LOQ	LOD	DL	Unit	D	Analyzed	Dil Fac
Gasoline Range Organics (GRO)-C6-C10	2.1	U H H3	2.1	2.1	0.79	mg/Kg	☼	12/05/20 05:11	1

Surrogate	*%Recovery*	*Qualifier*	*Limits*	*Prepared*	*Analyzed*	*Dil Fac*
a,a,a-Trifluorotoluene (Surr)	*93*		*77 - 123*	*11/28/20 20:19*	*12/05/20 05:11*	*1*

Client Sample ID: P-S10A-251120-340 — **Lab Sample ID: 280-143196-5**
Date Collected: 11/25/20 11:17 — **Matrix: Solid**
Date Received: 11/28/20 10:50 — **Percent Solids: 96.3**

Analyte	Result	Qualifier	LOQ	LOD	DL	Unit	D	Analyzed	Dil Fac
Gasoline Range Organics (GRO)-C6-C10	2.2	U H H3	2.2	2.2	0.84	mg/Kg	☼	12/05/20 05:35	1

Surrogate	*%Recovery*	*Qualifier*	*Limits*	*Prepared*	*Analyzed*	*Dil Fac*
a,a,a-Trifluorotoluene (Surr)	*95*		*77 - 123*	*11/28/20 20:19*	*12/05/20 05:35*	*1*

Client Sample ID: P-S10A-251120-350 — **Lab Sample ID: 280-143196-7**
Date Collected: 11/25/20 12:00 — **Matrix: Solid**
Date Received: 11/28/20 10:50 — **Percent Solids: 95.5**

Analyte	Result	Qualifier	LOQ	LOD	DL	Unit	D	Analyzed	Dil Fac
Gasoline Range Organics (GRO)-C6-C10	2.0	U H H3	2.0	2.0	0.75	mg/Kg	☼	12/05/20 06:00	1

Surrogate	*%Recovery*	*Qualifier*	*Limits*	*Prepared*	*Analyzed*	*Dil Fac*
a,a,a-Trifluorotoluene (Surr)	*95*		*77 - 123*	*11/28/20 20:19*	*12/05/20 06:00*	*1*

Method: 8015D DRO - Diesel Range Organics (DRO) (GC)

Client Sample ID: P-S10A-251120-330 — **Lab Sample ID: 280-143196-3**
Date Collected: 11/25/20 09:30 — **Matrix: Solid**
Date Received: 11/28/20 10:50 — **Percent Solids: 97.3**

Analyte	Result	Qualifier	LOQ	LOD	DL	Unit	D	Analyzed	Dil Fac
Diesel Range Organics [C10-C28]	7.9	U	7.9	7.9	3.6	mg/Kg	☼	12/12/20 18:36	1
Motor Oil (C20-C38)	23	U	24	23	7.7	mg/Kg	☼	12/12/20 18:36	1

Surrogate	*%Recovery*	*Qualifier*	*Limits*	*Prepared*	*Analyzed*	*Dil Fac*
o-Terphenyl (Surr)	*69*		*45 - 130*	*12/01/20 17:52*	*12/12/20 18:36*	*1*
n-Octacosane	*94*		*25 - 162*	*12/01/20 17:52*	*12/12/20 18:36*	*1*

Client Sample ID: P-S10A-251120-340 — **Lab Sample ID: 280-143196-5**
Date Collected: 11/25/20 11:17 — **Matrix: Solid**
Date Received: 11/28/20 10:50 — **Percent Solids: 96.3**

Analyte	Result	Qualifier	LOQ	LOD	DL	Unit	D	Analyzed	Dil Fac
Diesel Range Organics [C10-C28]	8.0	U	8.0	8.0	3.6	mg/Kg	☼	12/12/20 18:59	1
Motor Oil (C20-C38)	23	U	24	23	7.8	mg/Kg	☼	12/12/20 18:59	1

Method: 8015D DRO - Diesel Range Organics (DRO) (GC) (Continued)

Surrogate	%Recovery	Qualifier	Limits	Prepared	Analyzed	Dil Fac
o-Terphenyl (Surr)	79		45 - 130	12/01/20 17:52	12/12/20 18:59	1
n-Octacosane	100		25 - 162	12/01/20 17:52	12/12/20 18:59	1

Client Sample ID: P-S10A-251120-350 — **Lab Sample ID: 280-143196-7**
Date Collected: 11/25/20 12:00 — **Matrix: Solid**
Date Received: 11/28/20 10:50 — **Percent Solids: 95.5**

Analyte	Result	Qualifier	LOQ	LOD	DL	Unit	D	Analyzed	Dil Fac
Diesel Range Organics [C10-C28]	8.3	U	8.3	8.3	3.8	mg/Kg	☼	12/12/20 19:22	1
Motor Oil (C20-C38)	24	U	25	24	8.1	mg/Kg	☼	12/12/20 19:22	1

Surrogate	%Recovery	Qualifier	Limits	Prepared	Analyzed	Dil Fac
o-Terphenyl (Surr)	69		45 - 130	12/01/20 17:52	12/12/20 19:22	1
n-Octacosane	90		25 - 162	12/01/20 17:52	12/12/20 19:22	1

General Chemistry

Client Sample ID: V-S10A-251120-330 — **Lab Sample ID: 280-143196-2**
Date Collected: 11/25/20 09:30 — **Matrix: Solid**
Date Received: 11/28/20 10:50 — **Percent Solids: 97.2**

Analyte	Result	Qualifier	LOQ	LOD	DL	Unit	D	Analyzed	Dil Fac
Percent Moisture	2.8		0.1	0.05	0.1	%		11/30/20 10:50	1

Client Sample ID: P-S10A-251120-330 — **Lab Sample ID: 280-143196-3**
Date Collected: 11/25/20 09:30 — **Matrix: Solid**
Date Received: 11/28/20 10:50 — **Percent Solids: 97.3**

Analyte	Result	Qualifier	LOQ	LOD	DL	Unit	D	Analyzed	Dil Fac
Percent Moisture	2.7		0.1	0.05	0.1	%		11/30/20 10:50	1

Client Sample ID: V-S10A-251120-340 — **Lab Sample ID: 280-143196-4**
Date Collected: 11/25/20 11:17 — **Matrix: Solid**
Date Received: 11/28/20 10:50 — **Percent Solids: 96.3**

Analyte	Result	Qualifier	LOQ	LOD	DL	Unit	D	Analyzed	Dil Fac
Percent Moisture	3.7		0.1	0.05	0.1	%		11/30/20 10:50	1

Client Sample ID: P-S10A-251120-340 — **Lab Sample ID: 280-143196-5**
Date Collected: 11/25/20 11:17 — **Matrix: Solid**
Date Received: 11/28/20 10:50 — **Percent Solids: 96.3**

Analyte	Result	Qualifier	LOQ	LOD	DL	Unit	D	Analyzed	Dil Fac
Percent Moisture	3.7		0.1	0.05	0.1	%		11/30/20 10:50	1

Client Sample ID: V-S10A-251120-350 — **Lab Sample ID: 280-143196-6**
Date Collected: 11/25/20 12:00 — **Matrix: Solid**
Date Received: 11/28/20 10:50 — **Percent Solids: 95.4**

Analyte	Result	Qualifier	LOQ	LOD	DL	Unit	D	Analyzed	Dil Fac
Percent Moisture	4.6		0.1	0.05	0.1	%		11/30/20 10:50	1

Client Sample ID: P-S10A-251120-350 — **Lab Sample ID: 280-143196-7**
Date Collected: 11/25/20 12:00 — **Matrix: Solid**
Date Received: 11/28/20 10:50 — **Percent Solids: 95.5**

Analyte	Result	Qualifier	LOQ	LOD	DL	Unit	D	Analyzed	Dil Fac
Percent Moisture	4.5		0.1	0.05	0.1	%		11/30/20 10:50	1

Surrogate Summary

Client: EA Engineering, Science, and Technology
Project/Site: Kirtland AFB Vadose Zone Coring

Job ID: 280-143196-1

Method: 8260B - Volatile Organic Compounds (GC/MS)

Matrix: Solid **Prep Type: Total/NA**

		Percent Surrogate Recovery (Acceptance Limits)			
		TOL	DCA	BFB	DBFM
Lab Sample ID	Client Sample ID	(85-116)	(71-136)	(79-119)	(78-119)
280-143196-2	V-S10A-251120-330	100	104	108	95
280-143196-4	V-S10A-251120-340	100	107	106	100
280-143196-6	V-S10A-251120-350	100	108	108	96
LCS 280-518445/3-A	Lab Control Sample	96	108	107	99
LCSD 280-518445/5-A	Lab Control Sample Dup	97	110	109	100
MB 280-518445/1-A	Method Blank	96	112	106	101

Surrogate Legend

TOL = Toluene-d8 (Surr)
DCA = 1,2-Dichloroethane-d4 (Surr)
BFB = 4-Bromofluorobenzene (Surr)
DBFM = Dibromofluoromethane (Surr)

Method: 8260B - Volatile Organic Compounds (GC/MS)

Matrix: Water **Prep Type: Total/NA**

		Percent Surrogate Recovery (Acceptance Limits)			
		TOL	DCA	BFB	DBFM
Lab Sample ID	Client Sample ID	(89-112)	(81-118)	(85-114)	(80-119)
280-143196-1	TB-S10A-271120-01	100	100	100	101
LCS 280-519418/4	Lab Control Sample	102	100	98	102
LCSD 280-519418/5	Lab Control Sample Dup	100	101	98	103
MB 280-519418/9	Method Blank	102	99	98	101

Surrogate Legend

TOL = Toluene-d8 (Surr)
DCA = 1,2-Dichloroethane-d4 (Surr)
BFB = 4-Bromofluorobenzene (Surr)
DBFM = Dibromofluoromethane (Surr)

Method: 8015D GRO - Gasoline Range Organics (GRO)

Matrix: Solid **Prep Type: Total/NA**

		Percent Surrogate Recovery (Acceptance Limits)
		TFT1
Lab Sample ID	Client Sample ID	(77-123)
280-143196-3	P-S10A-251120-330	93
280-143196-5	P-S10A-251120-340	95
280-143196-7	P-S10A-251120-350	95
LCS 280-519894/3-A	Lab Control Sample	101
LCSD 280-519894/5-A	Lab Control Sample Dup	100
MB 280-519894/1-A	Method Blank	96

Surrogate Legend

TFT = a,a,a-Trifluorotoluene (Surr)

Surrogate Summary

Client: EA Engineering, Science, and Technology
Project/Site: Kirtland AFB Vadose Zone Coring

Job ID: 280-143196-1

Method: 8015D GRO - Gasoline Range Organics (GRO)

Matrix: Water **Prep Type: Total/NA**

		Percent Surrogate Recovery (Acceptance Limits)							
Lab Sample ID	Client Sample ID	TFT1 (82-110)							
280-143196-1	TB-S10A-271120-01	87							
LCS 280-518497/10	Lab Control Sample	99							
LCSD 280-518497/11	Lab Control Sample Dup	84							
MB 280-518497/12	Method Blank	91							

Surrogate Legend

TFT = a,a,a-Trifluorotoluene

Method: 8015D DRO - Diesel Range Organics (DRO) (GC)

Matrix: Solid **Prep Type: Total/NA**

		Percent Surrogate Recovery (Acceptance Limits)							
Lab Sample ID	Client Sample ID	OTPH1 (45-130)	OTCN1 (25-162)						
280-143196-3	P-S10A-251120-330	69	94						
280-143196-5	P-S10A-251120-340	79	100						
280-143196-7	P-S10A-251120-350	69	90						
LCS 280-518755/2-A	Lab Control Sample	95	99						
LCS 280-518755/3-A	Lab Control Sample	81	119						
MB 280-518755/1-A	Method Blank	73	95						

Surrogate Legend

OTPH = o-Terphenyl (Surr)
OTCN = n-Octacosane

Method: 8260B - Volatile Organic Compounds (GC/MS)

Lab Sample ID: MB 280-518445/1-A
Matrix: Solid
Analysis Batch: 518854

Client Sample ID: Method Blank
Prep Type: Total/NA
Prep Batch: 518445

Analyte	MB Result	MB Qualifier	LOQ	LOD	DL	Unit	D	Analyzed	Dil Fac
Acetone	3600	U M	3600	3600	1800	ug/Kg		12/01/20 17:08	50
Benzene	20	U	250	20	7.6	ug/Kg		12/01/20 17:08	50
Bromobenzene	80	U	250	80	25	ug/Kg		12/01/20 17:08	50
Bromochloromethane	250	U	250	250	120	ug/Kg		12/01/20 17:08	50
Bromodichloromethane	250	U	250	250	110	ug/Kg		12/01/20 17:08	50
Bromoform	260	U	260	260	130	ug/Kg		12/01/20 17:08	50
Bromomethane	160	U	500	160	68	ug/Kg		12/01/20 17:08	50
2-Butanone (MEK)	640	U	1000	640	190	ug/Kg		12/01/20 17:08	50
n-Butylbenzene	80	U	250	80	28	ug/Kg		12/01/20 17:08	50
sec-Butylbenzene	80	U	250	80	39	ug/Kg		12/01/20 17:08	50
tert-Butylbenzene	80	U	250	80	25	ug/Kg		12/01/20 17:08	50
Carbon disulfide	250	U	250	250	83	ug/Kg		12/01/20 17:08	50
Carbon tetrachloride	250	U	250	250	100	ug/Kg		12/01/20 17:08	50
Chlorobenzene	250	U	250	250	100	ug/Kg		12/01/20 17:08	50
Chloroethane	320	U	500	320	100	ug/Kg		12/01/20 17:08	50
Chloroform	40	U	500	40	15	ug/Kg		12/01/20 17:08	50
Chloromethane	80	U	500	80	39	ug/Kg		12/01/20 17:08	50
4-Chlorotoluene	40	U	250	40	18	ug/Kg		12/01/20 17:08	50
Dibromochloromethane	250	U	250	250	110	ug/Kg		12/01/20 17:08	50
1,2-Dibromo-3-Chloropropane	500	U M	500	500	180	ug/Kg		12/01/20 17:08	50
Dichlorodifluoromethane	320	U	500	320	140	ug/Kg		12/01/20 17:08	50
Dibromomethane	40	U	250	40	16	ug/Kg		12/01/20 17:08	50
Ethylene Dibromide	80	U	250	80	26	ug/Kg		12/01/20 17:08	50
1,2-Dichlorobenzene	250	U	250	250	94	ug/Kg		12/01/20 17:08	50
1,3-Dichlorobenzene	80	U	250	80	24	ug/Kg		12/01/20 17:08	50
1,4-Dichlorobenzene	40	U	250	40	12	ug/Kg		12/01/20 17:08	50
1,1-Dichloroethane	40	U	250	40	11	ug/Kg		12/01/20 17:08	50
1,2-Dichloroethane	80	U	250	80	35	ug/Kg		12/01/20 17:08	50
1,1-Dichloroethene	80	U	250	80	30	ug/Kg		12/01/20 17:08	50
1,2-Dichloroethene, Total	80	U	250	80	20	ug/Kg		12/01/20 17:08	50
cis-1,2-Dichloroethene	40	U	250	40	10	ug/Kg		12/01/20 17:08	50
trans-1,2-Dichloroethene	40	U	250	40	20	ug/Kg		12/01/20 17:08	50
1,2-Dichloropropane	80	U M	250	80	28	ug/Kg		12/01/20 17:08	50
1,3-Dichloropropane	20	U	250	20	8.7	ug/Kg		12/01/20 17:08	50
2,2-Dichloropropane	80	U	250	80	22	ug/Kg		12/01/20 17:08	50
1,1-Dichloropropene	20	U	250	20	8.2	ug/Kg		12/01/20 17:08	50
cis-1,3-Dichloropropene	20	U	250	20	5.0	ug/Kg		12/01/20 17:08	50
trans-1,3-Dichloropropene	10	U	250	10	4.2	ug/Kg		12/01/20 17:08	50
Ethylbenzene	40	U	250	40	15	ug/Kg		12/01/20 17:08	50
2-Hexanone	640	U	1000	640	240	ug/Kg		12/01/20 17:08	50
Hexachlorobutadiene	250	U	250	250	110	ug/Kg		12/01/20 17:08	50
Isopropylbenzene	250	U	250	250	120	ug/Kg		12/01/20 17:08	50
4-Isopropyltoluene	160	U	250	160	57	ug/Kg		12/01/20 17:08	50
Methylene Chloride	160	U M	250	160	80	ug/Kg		12/01/20 17:08	50
4-Methyl-2-pentanone (MIBK)	640	U M	1000	640	220	ug/Kg		12/01/20 17:08	50
Methyl tert-butyl ether	320	U	1000	320	110	ug/Kg		12/01/20 17:08	50
Naphthalene	340	U	340	340	170	ug/Kg		12/01/20 17:08	50
N-Propylbenzene	80	U	250	80	29	ug/Kg		12/01/20 17:08	50

Method: 8260B - Volatile Organic Compounds (GC/MS) (Continued)

Lab Sample ID: MB 280-518445/1-A
Matrix: Solid
Analysis Batch: 518854

Client Sample ID: Method Blank
Prep Type: Total/NA
Prep Batch: 518445

Analyte	MB Result	MB Qualifier	LOQ	LOD	DL	Unit	D	Analyzed	Dil Fac
Styrene	40	U M	250	40	14	ug/Kg		12/01/20 17:08	50
1,1,1,2-Tetrachloroethane	250	U	250	250	110	ug/Kg		12/01/20 17:08	50
1,1,2,2-Tetrachloroethane	40	U	250	40	14	ug/Kg		12/01/20 17:08	50
Tetrachloroethene	250	U	250	250	96	ug/Kg		12/01/20 17:08	50
Toluene	40	U	250	40	11	ug/Kg		12/01/20 17:08	50
1,2,3-Trichlorobenzene	54.5	J D	250	160	41	ug/Kg		12/01/20 17:08	50
1,1,1-Trichloroethane	250	U	250	250	99	ug/Kg		12/01/20 17:08	50
1,1,2-Trichloroethane	160	U	250	160	44	ug/Kg		12/01/20 17:08	50
Trichloroethene	250	U	250	250	96	ug/Kg		12/01/20 17:08	50
Trichlorofluoromethane	500	U	500	500	160	ug/Kg		12/01/20 17:08	50
1,2,4-Trichlorobenzene	41.7	J D	250	80	37	ug/Kg		12/01/20 17:08	50
1,2,3-Trichloropropane	40	U	250	40	11	ug/Kg		12/01/20 17:08	50
1,2,4-Trimethylbenzene	250	U	250	250	120	ug/Kg		12/01/20 17:08	50
1,3,5-Trimethylbenzene	250	U	250	250	120	ug/Kg		12/01/20 17:08	50
Vinyl chloride	160	U	250	160	67	ug/Kg		12/01/20 17:08	50
o-Xylene	40	U	250	40	13	ug/Kg		12/01/20 17:08	50
m-Xylene & p-Xylene	160	U	160	160	52	ug/Kg		12/01/20 17:08	50
2-Chlorotoluene	80	U	250	80	26	ug/Kg		12/01/20 17:08	50

Surrogate	*MB %Recovery*	*MB Qualifier*	*Limits*	*Prepared*	*Analyzed*	*Dil Fac*
Toluene-d8 (Surr)	*96*		*85 - 116*	*11/28/20 19:59*	*12/01/20 17:08*	*50*
1,2-Dichloroethane-d4 (Surr)	*112*		*71 - 136*	*11/28/20 19:59*	*12/01/20 17:08*	*50*
4-Bromofluorobenzene (Surr)	*106*		*79 - 119*	*11/28/20 19:59*	*12/01/20 17:08*	*50*
Dibromofluoromethane (Surr)	*101*		*78 - 119*	*11/28/20 19:59*	*12/01/20 17:08*	*50*

Lab Sample ID: LCS 280-518445/3-A
Matrix: Solid
Analysis Batch: 518854

Client Sample ID: Lab Control Sample
Prep Type: Total/NA
Prep Batch: 518445

Analyte	Spike Added	LCS Result	LCS Qualifier	Unit	D	%Rec	%Rec. Limits
Acetone	200	208		ug/Kg		104	36 - 164
Benzene	50.0	54.3		ug/Kg		109	77 - 121
Bromobenzene	50.0	47.8		ug/Kg		96	78 - 121
Bromochloromethane	50.0	49.2		ug/Kg		98	78 - 125
Bromodichloromethane	50.0	63.4		ug/Kg		127	75 - 127
Bromoform	50.0	52.5		ug/Kg		105	67 - 132
Bromomethane	50.0	57.6		ug/Kg		115	53 - 143
2-Butanone (MEK)	200	180		ug/Kg		90	51 - 148
n-Butylbenzene	50.0	53.5		ug/Kg		107	70 - 128
sec-Butylbenzene	50.0	44.7		ug/Kg		89	73 - 126
tert-Butylbenzene	50.0	47.6		ug/Kg		95	73 - 125
Carbon disulfide	50.0	56.7		ug/Kg		113	63 - 132
Carbon tetrachloride	50.0	56.9		ug/Kg		114	70 - 135
Chlorobenzene	50.0	48.2		ug/Kg		96	79 - 120
Chloroethane	50.0	60.3		ug/Kg		121	59 - 139
Chloroform	50.0	58.4		ug/Kg		117	78 - 123
Chloromethane	50.0	43.4		ug/Kg		87	50 - 136
4-Chlorotoluene	50.0	44.7		ug/Kg		89	72 - 124

Method: 8260B - Volatile Organic Compounds (GC/MS) (Continued)

Lab Sample ID: LCS 280-518445/3-A
Matrix: Solid
Analysis Batch: 518854

Client Sample ID: Lab Control Sample
Prep Type: Total/NA
Prep Batch: 518445

Analyte	Spike Added	LCS Result	LCS Qualifier	Unit	D	%Rec	%Rec. Limits
Dibromochloromethane	50.0	47.9		ug/Kg		96	74 - 126
1,2-Dibromo-3-Chloropropane	50.0	51.2		ug/Kg		102	61 - 132
Dichlorodifluoromethane	50.0	34.5		ug/Kg		69	29 - 149
Dibromomethane	50.0	55.1		ug/Kg		110	78 - 125
Ethylene Dibromide	50.0	50.7		ug/Kg		101	78 - 122
1,2-Dichlorobenzene	50.0	44.4		ug/Kg		89	78 - 121
1,3-Dichlorobenzene	50.0	46.0		ug/Kg		92	77 - 121
1,4-Dichlorobenzene	50.0	44.3		ug/Kg		89	75 - 120
1,1-Dichloroethane	50.0	52.6		ug/Kg		105	76 - 125
1,2-Dichloroethane	50.0	58.1		ug/Kg		116	73 - 128
1,1-Dichloroethene	50.0	51.8		ug/Kg		104	70 - 131
cis-1,2-Dichloroethene	50.0	50.9		ug/Kg		102	77 - 123
trans-1,2-Dichloroethene	50.0	51.3		ug/Kg		103	74 - 125
1,2-Dichloropropane	50.0	50.8		ug/Kg		102	76 - 123
1,3-Dichloropropane	50.0	56.3		ug/Kg		113	77 - 121
2,2-Dichloropropane	50.0	58.8		ug/Kg		118	67 - 133
1,1-Dichloropropene	50.0	58.7		ug/Kg		117	76 - 125
cis-1,3-Dichloropropene	50.0	58.3		ug/Kg		117	74 - 126
trans-1,3-Dichloropropene	50.0	61.6		ug/Kg		123	71 - 130
Ethylbenzene	50.0	50.9		ug/Kg		102	76 - 122
2-Hexanone	200	194		ug/Kg		97	53 - 145
Hexachlorobutadiene	50.0	59.6		ug/Kg		119	61 - 135
Isopropylbenzene	50.0	52.4		ug/Kg		105	68 - 134
4-Isopropyltoluene	50.0	47.5		ug/Kg		95	73 - 127
Methylene Chloride	50.0	56.1		ug/Kg		112	70 - 128
4-Methyl-2-pentanone (MIBK)	200	204		ug/Kg		102	65 - 135
Methyl tert-butyl ether	50.0	77.1	Q	ug/Kg		154	73 - 125
Naphthalene	50.0	48.8		ug/Kg		98	62 - 129
N-Propylbenzene	50.0	46.7		ug/Kg		93	73 - 125
Styrene	50.0	55.0		ug/Kg		110	76 - 124
1,1,1,2-Tetrachloroethane	50.0	47.9		ug/Kg		96	78 - 125
1,1,2,2-Tetrachloroethane	50.0	51.6		ug/Kg		103	70 - 124
Tetrachloroethene	50.0	48.3		ug/Kg		97	73 - 128
Toluene	50.0	54.6		ug/Kg		109	77 - 121
1,2,3-Trichlorobenzene	50.0	51.5		ug/Kg		103	66 - 130
1,1,1-Trichloroethane	50.0	59.4		ug/Kg		119	73 - 130
1,1,2-Trichloroethane	50.0	52.7		ug/Kg		105	78 - 121
Trichloroethene	50.0	52.2		ug/Kg		104	77 - 123
Trichlorofluoromethane	50.0	57.7		ug/Kg		115	62 - 140
1,2,4-Trichlorobenzene	50.0	53.2		ug/Kg		106	67 - 129
1,2,3-Trichloropropane	50.0	50.1		ug/Kg		100	73 - 125
1,2,4-Trimethylbenzene	50.0	51.9		ug/Kg		104	75 - 123
1,3,5-Trimethylbenzene	50.0	50.6		ug/Kg		101	73 - 124
Vinyl chloride	50.0	59.7		ug/Kg		119	56 - 135
o-Xylene	50.0	49.5		ug/Kg		99	77 - 123
m-Xylene & p-Xylene	50.0	50.8		ug/Kg		102	77 - 124
2-Chlorotoluene	50.0	45.0		ug/Kg		90	75 - 122

Method: 8260B - Volatile Organic Compounds (GC/MS) (Continued)

Lab Sample ID: LCS 280-518445/3-A
Matrix: Solid
Analysis Batch: 518854

Client Sample ID: Lab Control Sample
Prep Type: Total/NA
Prep Batch: 518445

Surrogate	*LCS %Recovery*	*LCS Qualifier*	*Limits*
Toluene-d8 (Surr)	*96*		*85 - 116*
1,2-Dichloroethane-d4 (Surr)	*108*		*71 - 136*
4-Bromofluorobenzene (Surr)	*107*		*79 - 119*
Dibromofluoromethane (Surr)	*99*		*78 - 119*

Lab Sample ID: LCSD 280-518445/5-A
Matrix: Solid
Analysis Batch: 518854

Client Sample ID: Lab Control Sample Dup
Prep Type: Total/NA
Prep Batch: 518445

Analyte	Spike Added	LCSD Result	LCSD Qualifier	Unit	D	%Rec	%Rec. Limits	RPD	RPD Limit
Acetone	200	213		ug/Kg		107	36 - 164	3	20
Benzene	50.0	56.3		ug/Kg		113	77 - 121	4	20
Bromobenzene	50.0	49.7		ug/Kg		99	78 - 121	4	20
Bromochloromethane	50.0	49.7		ug/Kg		99	78 - 125	1	20
Bromodichloromethane	50.0	66.2	Q	ug/Kg		132	75 - 127	4	20
Bromoform	50.0	53.6		ug/Kg		107	67 - 132	2	20
Bromomethane	50.0	58.3		ug/Kg		117	53 - 143	1	20
2-Butanone (MEK)	200	188		ug/Kg		94	51 - 148	5	20
n-Butylbenzene	50.0	54.1		ug/Kg		108	70 - 128	1	20
sec-Butylbenzene	50.0	45.4		ug/Kg		91	73 - 126	2	20
tert-Butylbenzene	50.0	48.4		ug/Kg		97	73 - 125	2	20
Carbon disulfide	50.0	57.7		ug/Kg		115	63 - 132	2	20
Carbon tetrachloride	50.0	59.3		ug/Kg		119	70 - 135	4	20
Chlorobenzene	50.0	49.4		ug/Kg		99	79 - 120	2	20
Chloroethane	50.0	49.5		ug/Kg		99	59 - 139	20	20
Chloroform	50.0	60.8		ug/Kg		122	78 - 123	4	20
Chloromethane	50.0	44.9		ug/Kg		90	50 - 136	3	20
4-Chlorotoluene	50.0	45.5		ug/Kg		91	72 - 124	2	20
Dibromochloromethane	50.0	49.4		ug/Kg		99	74 - 126	3	20
1,2-Dibromo-3-Chloropropane	50.0	53.8		ug/Kg		108	61 - 132	5	20
Dichlorodifluoromethane	50.0	35.0		ug/Kg		70	29 - 149	1	20
Dibromomethane	50.0	57.4		ug/Kg		115	78 - 125	4	20
Ethylene Dibromide	50.0	53.0		ug/Kg		106	78 - 122	4	20
1,2-Dichlorobenzene	50.0	44.9		ug/Kg		90	78 - 121	1	20
1,3-Dichlorobenzene	50.0	46.3		ug/Kg		93	77 - 121	1	20
1,4-Dichlorobenzene	50.0	44.2		ug/Kg		88	75 - 120	0	20
1,1-Dichloroethane	50.0	53.3		ug/Kg		107	76 - 125	1	20
1,2-Dichloroethane	50.0	60.0		ug/Kg		120	73 - 128	3	20
1,1-Dichloroethene	50.0	53.9		ug/Kg		108	70 - 131	4	20
cis-1,2-Dichloroethene	50.0	52.5		ug/Kg		105	77 - 123	3	20
trans-1,2-Dichloroethene	50.0	54.0		ug/Kg		108	74 - 125	5	20
1,2-Dichloropropane	50.0	52.9		ug/Kg		106	76 - 123	4	20
1,3-Dichloropropane	50.0	58.1		ug/Kg		116	77 - 121	3	20
2,2-Dichloropropane	50.0	59.7		ug/Kg		119	67 - 133	2	20
1,1-Dichloropropene	50.0	59.9		ug/Kg		120	76 - 125	2	20
cis-1,3-Dichloropropene	50.0	60.3		ug/Kg		121	74 - 126	3	20
trans-1,3-Dichloropropene	50.0	64.3		ug/Kg		129	71 - 130	4	20
Ethylbenzene	50.0	52.5		ug/Kg		105	76 - 122	3	20

Method: 8260B - Volatile Organic Compounds (GC/MS) (Continued)

Lab Sample ID: LCSD 280-518445/5-A
Matrix: Solid
Analysis Batch: 518854

Client Sample ID: Lab Control Sample Dup
Prep Type: Total/NA
Prep Batch: 518445

Analyte	Spike Added	LCSD Result	LCSD Qualifier	Unit	D	%Rec	%Rec. Limits	RPD	RPD Limit
2-Hexanone	200	194		ug/Kg		97	53 - 145	0	20
Hexachlorobutadiene	50.0	58.7		ug/Kg		117	61 - 135	1	20
Isopropylbenzene	50.0	52.7		ug/Kg		105	68 - 134	1	20
4-Isopropyltoluene	50.0	47.6		ug/Kg		95	73 - 127	0	20
Methylene Chloride	50.0	57.0		ug/Kg		114	70 - 128	2	20
4-Methyl-2-pentanone (MIBK)	200	215		ug/Kg		108	65 - 135	6	20
Methyl tert-butyl ether	50.0	79.2	Q	ug/Kg		158	73 - 125	3	20
Naphthalene	50.0	51.2		ug/Kg		102	62 - 129	5	20
N-Propylbenzene	50.0	46.8		ug/Kg		94	73 - 125	0	20
Styrene	50.0	56.3		ug/Kg		113	76 - 124	2	20
1,1,1,2-Tetrachloroethane	50.0	50.9		ug/Kg		102	78 - 125	6	20
1,1,2,2-Tetrachloroethane	50.0	52.9		ug/Kg		106	70 - 124	2	20
Tetrachloroethene	50.0	49.6		ug/Kg		99	73 - 128	3	20
Toluene	50.0	56.1		ug/Kg		112	77 - 121	3	20
1,2,3-Trichlorobenzene	50.0	53.0		ug/Kg		106	66 - 130	3	20
1,1,1-Trichloroethane	50.0	60.3		ug/Kg		121	73 - 130	2	20
1,1,2-Trichloroethane	50.0	55.7		ug/Kg		111	78 - 121	5	20
Trichloroethene	50.0	54.4		ug/Kg		109	77 - 123	4	20
Trichlorofluoromethane	50.0	56.3		ug/Kg		113	62 - 140	2	20
1,2,4-Trichlorobenzene	50.0	53.9		ug/Kg		108	67 - 129	1	20
1,2,3-Trichloropropane	50.0	52.0		ug/Kg		104	73 - 125	4	20
1,2,4-Trimethylbenzene	50.0	53.1		ug/Kg		106	75 - 123	2	20
1,3,5-Trimethylbenzene	50.0	51.3		ug/Kg		103	73 - 124	1	20
Vinyl chloride	50.0	62.6		ug/Kg		125	56 - 135	5	20
o-Xylene	50.0	51.1		ug/Kg		102	77 - 123	3	20
m-Xylene & p-Xylene	50.0	51.9		ug/Kg		104	77 - 124	2	20
2-Chlorotoluene	50.0	45.4		ug/Kg		91	75 - 122	1	20

Surrogate	*LCSD %Recovery*	*LCSD Qualifier*	*Limits*
Toluene-d8 (Surr)	*97*		*85 - 116*
1,2-Dichloroethane-d4 (Surr)	*110*		*71 - 136*
4-Bromofluorobenzene (Surr)	*109*		*79 - 119*
Dibromofluoromethane (Surr)	*100*		*78 - 119*

Lab Sample ID: MB 280-519418/9
Matrix: Water
Analysis Batch: 519418

Client Sample ID: Method Blank
Prep Type: Total/NA

Analyte	MB Result	MB Qualifier	LOQ	LOD	DL	Unit	D	Analyzed	Dil Fac
Acetone	6.4	U	10	6.4	1.9	ug/L		12/07/20 12:33	1
Benzene	0.40	U	1.0	0.40	0.16	ug/L		12/07/20 12:33	1
Bromobenzene	0.40	U	1.0	0.40	0.17	ug/L		12/07/20 12:33	1
Bromochloromethane	0.20	U	1.0	0.20	0.10	ug/L		12/07/20 12:33	1
Bromodichloromethane	0.40	U	1.0	0.40	0.17	ug/L		12/07/20 12:33	1
Bromoform	1.0	U	1.0	1.0	0.46	ug/L		12/07/20 12:33	1
Bromomethane	0.80	U	2.0	0.80	0.21	ug/L		12/07/20 12:33	1
2-Butanone (MEK)	6.28		6.0	4.0	2.0	ug/L		12/07/20 12:33	1
n-Butylbenzene	0.80	U	1.0	0.80	0.14	ug/L		12/07/20 12:33	1

Method: 8260B - Volatile Organic Compounds (GC/MS) (Continued)

Lab Sample ID: MB 280-519418/9
Matrix: Water
Analysis Batch: 519418

Client Sample ID: Method Blank
Prep Type: Total/NA

Analyte	MB Result	MB Qualifier	LOQ	LOD	DL	Unit	D	Analyzed	Dil Fac
sec-Butylbenzene	0.40	U	1.0	0.40	0.17	ug/L		12/07/20 12:33	1
tert-Butylbenzene	0.40	U	1.0	0.40	0.16	ug/L		12/07/20 12:33	1
Carbon disulfide	0.80	U	2.0	0.80	0.17	ug/L		12/07/20 12:33	1
Carbon tetrachloride	0.40	U	2.0	0.40	0.19	ug/L		12/07/20 12:33	1
Chlorobenzene	0.40	U	1.0	0.40	0.17	ug/L		12/07/20 12:33	1
Chloroethane	1.6	U	2.0	1.6	0.41	ug/L		12/07/20 12:33	1
Chloroform	0.40	U	1.0	0.40	0.16	ug/L		12/07/20 12:33	1
Chloromethane	0.80	U	2.0	0.80	0.30	ug/L		12/07/20 12:33	1
4-Chlorotoluene	0.80	U	1.0	0.80	0.21	ug/L		12/07/20 12:33	1
Dibromochloromethane	0.40	U	1.0	0.40	0.17	ug/L		12/07/20 12:33	1
1,2-Dibromo-3-Chloropropane	1.6	U	5.0	1.6	0.47	ug/L		12/07/20 12:33	1
Dichlorodifluoromethane	0.80	U	2.0	0.80	0.31	ug/L		12/07/20 12:33	1
Dibromomethane	0.40	U	1.0	0.40	0.17	ug/L		12/07/20 12:33	1
Ethylene Dibromide	0.40	U	1.0	0.40	0.18	ug/L		12/07/20 12:33	1
1,2-Dichlorobenzene	0.40	U	1.0	0.40	0.15	ug/L		12/07/20 12:33	1
1,3-Dichlorobenzene	0.40	U	1.0	0.40	0.13	ug/L		12/07/20 12:33	1
1,4-Dichlorobenzene	0.40	U	1.0	0.40	0.16	ug/L		12/07/20 12:33	1
1,1-Dichloroethane	0.80	U	1.0	0.80	0.22	ug/L		12/07/20 12:33	1
1,2-Dichloroethane	0.40	U	1.0	0.40	0.13	ug/L		12/07/20 12:33	1
1,1-Dichloroethene	0.80	U	1.0	0.80	0.23	ug/L		12/07/20 12:33	1
1,2-Dichloroethene, Total	0.40	U	1.0	0.40	0.15	ug/L		12/07/20 12:33	1
cis-1,2-Dichloroethene	0.40	U	1.0	0.40	0.15	ug/L		12/07/20 12:33	1
trans-1,2-Dichloroethene	0.40	U	1.0	0.40	0.15	ug/L		12/07/20 12:33	1
1,2-Dichloropropane	0.40	U	1.0	0.40	0.18	ug/L		12/07/20 12:33	1
1,3-Dichloropropane	0.20	U	1.0	0.20	0.090	ug/L		12/07/20 12:33	1
2,2-Dichloropropane	0.80	U	1.0	0.80	0.38	ug/L		12/07/20 12:33	1
1,1-Dichloropropene	0.40	U	1.0	0.40	0.19	ug/L		12/07/20 12:33	1
cis-1,3-Dichloropropene	0.40	U	1.0	0.40	0.16	ug/L		12/07/20 12:33	1
trans-1,3-Dichloropropene	0.40	U	1.0	0.40	0.19	ug/L		12/07/20 12:33	1
Ethylbenzene	0.40	U	1.0	0.40	0.16	ug/L		12/07/20 12:33	1
2-Hexanone	4.0	U	5.0	4.0	1.7	ug/L		12/07/20 12:33	1
Hexachlorobutadiene	0.80	U	1.0	0.80	0.36	ug/L		12/07/20 12:33	1
Isopropylbenzene	0.40	U	1.0	0.40	0.19	ug/L		12/07/20 12:33	1
4-Isopropyltoluene	0.40	U	1.0	0.40	0.20	ug/L		12/07/20 12:33	1
Methylene Chloride	2.0	U	5.0	2.0	0.94	ug/L		12/07/20 12:33	1
4-Methyl-2-pentanone (MIBK)	3.2	U	5.0	3.2	0.98	ug/L		12/07/20 12:33	1
Methyl tert-butyl ether	0.80	U	5.0	0.80	0.25	ug/L		12/07/20 12:33	1
Naphthalene	0.80	U	1.0	0.80	0.22	ug/L		12/07/20 12:33	1
N-Propylbenzene	0.40	U	1.0	0.40	0.16	ug/L		12/07/20 12:33	1
Styrene	0.80	U	1.0	0.80	0.36	ug/L		12/07/20 12:33	1
1,1,1,2-Tetrachloroethane	0.80	U	1.0	0.80	0.21	ug/L		12/07/20 12:33	1
1,1,2,2-Tetrachloroethane	0.80	U	1.0	0.80	0.21	ug/L		12/07/20 12:33	1
Tetrachloroethene	0.40	U	1.0	0.40	0.20	ug/L		12/07/20 12:33	1
Toluene	0.40	U	1.0	0.40	0.17	ug/L		12/07/20 12:33	1
1,2,3-Trichlorobenzene	0.80	U	1.0	0.80	0.21	ug/L		12/07/20 12:33	1
1,1,1-Trichloroethane	0.40	U	1.0	0.40	0.16	ug/L		12/07/20 12:33	1
1,1,2-Trichloroethane	0.80	U	1.0	0.80	0.27	ug/L		12/07/20 12:33	1
Trichloroethene	0.40	U	1.0	0.40	0.16	ug/L		12/07/20 12:33	1
Trichlorofluoromethane	0.80	U	2.0	0.80	0.29	ug/L		12/07/20 12:33	1

Method: 8260B - Volatile Organic Compounds (GC/MS) (Continued)

Lab Sample ID: MB 280-519418/9
Matrix: Water
Analysis Batch: 519418

Client Sample ID: Method Blank
Prep Type: Total/NA

Analyte	MB Result	MB Qualifier	LOQ	LOD	DL	Unit	D	Analyzed	Dil Fac
1,2,4-Trichlorobenzene	0.80	U	1.0	0.80	0.21	ug/L		12/07/20 12:33	1
1,2,3-Trichloropropane	0.80	U	3.0	0.80	0.33	ug/L		12/07/20 12:33	1
1,2,4-Trimethylbenzene	0.40	U	1.0	0.40	0.15	ug/L		12/07/20 12:33	1
1,3,5-Trimethylbenzene	0.40	U	1.0	0.40	0.16	ug/L		12/07/20 12:33	1
Vinyl chloride	0.20	U	1.5	0.20	0.10	ug/L		12/07/20 12:33	1
o-Xylene	0.40	U	1.0	0.40	0.19	ug/L		12/07/20 12:33	1
m-Xylene & p-Xylene	0.80	U	2.0	0.80	0.15	ug/L		12/07/20 12:33	1
2-Chlorotoluene	0.40	U	1.0	0.40	0.17	ug/L		12/07/20 12:33	1

Surrogate	*MB %Recovery*	*MB Qualifier*	*Limits*	*Prepared*	*Analyzed*	*Dil Fac*
Toluene-d8 (Surr)	*102*		*89 - 112*		*12/07/20 12:33*	*1*
1,2-Dichloroethane-d4 (Surr)	*99*		*81 - 118*		*12/07/20 12:33*	*1*
4-Bromofluorobenzene (Surr)	*98*		*85 - 114*		*12/07/20 12:33*	*1*
Dibromofluoromethane (Surr)	*101*		*80 - 119*		*12/07/20 12:33*	*1*

Lab Sample ID: LCS 280-519418/4
Matrix: Water
Analysis Batch: 519418

Client Sample ID: Lab Control Sample
Prep Type: Total/NA

Analyte	Spike Added	LCS Result	LCS Qualifier	Unit	D	%Rec	%Rec. Limits
Acetone	100	102		ug/L		102	39 - 160
Benzene	25.0	23.3		ug/L		93	79 - 120
Bromobenzene	25.0	23.8		ug/L		95	80 - 120
Bromochloromethane	25.0	25.0		ug/L		100	78 - 123
Bromodichloromethane	25.0	24.0		ug/L		96	79 - 125
Bromoform	25.0	23.0		ug/L		92	66 - 130
Bromomethane	25.0	22.3		ug/L		89	53 - 141
2-Butanone (MEK)	100	120		ug/L		120	56 - 143
n-Butylbenzene	25.0	24.9		ug/L		100	75 - 128
sec-Butylbenzene	25.0	24.8		ug/L		99	77 - 126
tert-Butylbenzene	25.0	23.8		ug/L		95	78 - 124
Carbon disulfide	25.0	23.3		ug/L		93	64 - 133
Carbon tetrachloride	25.0	22.7		ug/L		91	72 - 136
Chlorobenzene	25.0	23.4		ug/L		94	82 - 118
Chloroethane	25.0	27.1		ug/L		108	60 - 138
Chloroform	25.0	23.3		ug/L		93	79 - 124
Chloromethane	25.0	26.3		ug/L		105	50 - 139
4-Chlorotoluene	25.0	23.5		ug/L		94	78 - 122
Dibromochloromethane	25.0	25.2		ug/L		101	74 - 126
1,2-Dibromo-3-Chloropropane	25.0	25.0		ug/L		100	62 - 128
Dichlorodifluoromethane	25.0	27.7		ug/L		111	32 - 152
Dibromomethane	25.0	23.7		ug/L		95	79 - 123
Ethylene Dibromide	25.0	25.3		ug/L		101	77 - 121
1,2-Dichlorobenzene	25.0	25.1		ug/L		100	80 - 119
1,3-Dichlorobenzene	25.0	24.3		ug/L		97	80 - 119
1,4-Dichlorobenzene	25.0	24.3		ug/L		97	79 - 118
1,1-Dichloroethane	25.0	23.8		ug/L		95	77 - 125
1,2-Dichloroethane	25.0	23.7		ug/L		95	73 - 128

Method: 8260B - Volatile Organic Compounds (GC/MS) (Continued)

Lab Sample ID: LCS 280-519418/4
Matrix: Water
Analysis Batch: 519418

Client Sample ID: Lab Control Sample
Prep Type: Total/NA

Analyte	Spike Added	LCS Result	LCS Qualifier	Unit	D	%Rec	%Rec. Limits
1,1-Dichloroethene	25.0	23.1		ug/L		92	71 - 131
cis-1,2-Dichloroethene	25.0	24.3		ug/L		97	78 - 123
trans-1,2-Dichloroethene	25.0	23.7		ug/L		95	75 - 124
1,2-Dichloropropane	25.0	22.0		ug/L		88	78 - 122
1,3-Dichloropropane	25.0	24.9		ug/L		100	80 - 119
2,2-Dichloropropane	25.0	25.5		ug/L		102	60 - 139
1,1-Dichloropropene	25.0	23.3		ug/L		93	79 - 125
cis-1,3-Dichloropropene	25.0	25.4		ug/L		102	75 - 124
trans-1,3-Dichloropropene	25.0	25.4		ug/L		102	73 - 127
Ethylbenzene	25.0	24.8		ug/L		99	79 - 121
2-Hexanone	100	110		ug/L		110	57 - 139
Hexachlorobutadiene	25.0	25.5		ug/L		102	66 - 134
Isopropylbenzene	25.0	23.1		ug/L		92	72 - 131
4-Isopropyltoluene	25.0	24.0		ug/L		96	77 - 127
Methylene Chloride	25.0	25.1		ug/L		100	74 - 124
4-Methyl-2-pentanone (MIBK)	100	110		ug/L		110	67 - 130
Methyl tert-butyl ether	25.0	24.8		ug/L		99	71 - 124
Naphthalene	25.0	25.5		ug/L		102	61 - 128
N-Propylbenzene	25.0	22.9		ug/L		92	76 - 126
Styrene	25.0	25.3		ug/L		101	78 - 123
1,1,1,2-Tetrachloroethane	25.0	25.2		ug/L		101	78 - 124
1,1,2,2-Tetrachloroethane	25.0	24.4		ug/L		98	71 - 121
Tetrachloroethene	25.0	23.1		ug/L		92	74 - 129
Toluene	25.0	23.2		ug/L		93	80 - 121
1,2,3-Trichlorobenzene	25.0	25.5		ug/L		102	69 - 129
1,1,1-Trichloroethane	25.0	22.9		ug/L		92	74 - 131
1,1,2-Trichloroethane	25.0	24.7		ug/L		99	80 - 119
Trichloroethene	25.0	24.8		ug/L		99	79 - 123
Trichlorofluoromethane	25.0	27.6		ug/L		110	65 - 141
1,2,4-Trichlorobenzene	25.0	25.3		ug/L		101	69 - 130
1,2,3-Trichloropropane	25.0	24.6		ug/L		99	73 - 122
1,2,4-Trimethylbenzene	25.0	23.8		ug/L		95	76 - 124
1,3,5-Trimethylbenzene	25.0	23.3		ug/L		93	75 - 124
Vinyl chloride	25.0	25.8		ug/L		103	58 - 137
o-Xylene	25.0	24.7		ug/L		99	78 - 122
m-Xylene & p-Xylene	25.0	23.7		ug/L		95	80 - 121
2-Chlorotoluene	25.0	22.5		ug/L		90	79 - 122

Surrogate	*LCS %Recovery*	*LCS Qualifier*	*Limits*
Toluene-d8 (Surr)	*102*		*89 - 112*
1,2-Dichloroethane-d4 (Surr)	*100*		*81 - 118*
4-Bromofluorobenzene (Surr)	*98*		*85 - 114*
Dibromofluoromethane (Surr)	*102*		*80 - 119*

Method: 8260B - Volatile Organic Compounds (GC/MS) (Continued)

Lab Sample ID: LCSD 280-519418/5
Matrix: Water
Analysis Batch: 519418

Client Sample ID: Lab Control Sample Dup
Prep Type: Total/NA

Analyte	Spike Added	LCSD Result	LCSD Qualifier	Unit	D	%Rec	%Rec. Limits	RPD	RPD Limit
Acetone	100	97.0		ug/L		97	39 - 160	5	20
Benzene	25.0	24.1		ug/L		96	79 - 120	3	20
Bromobenzene	25.0	23.4		ug/L		94	80 - 120	2	20
Bromochloromethane	25.0	25.4		ug/L		102	78 - 123	2	20
Bromodichloromethane	25.0	24.1		ug/L		97	79 - 125	0	20
Bromoform	25.0	22.0		ug/L		88	66 - 130	4	20
Bromomethane	25.0	24.0		ug/L		96	53 - 141	7	20
2-Butanone (MEK)	100	111		ug/L		111	56 - 143	8	20
n-Butylbenzene	25.0	24.9		ug/L		100	75 - 128	0	20
sec-Butylbenzene	25.0	24.0		ug/L		96	77 - 126	3	20
tert-Butylbenzene	25.0	24.1		ug/L		96	78 - 124	1	20
Carbon disulfide	25.0	25.1		ug/L		100	64 - 133	7	20
Carbon tetrachloride	25.0	23.7		ug/L		95	72 - 136	4	20
Chlorobenzene	25.0	23.9		ug/L		95	82 - 118	2	20
Chloroethane	25.0	30.1		ug/L		120	60 - 138	10	20
Chloroform	25.0	24.2		ug/L		97	79 - 124	4	20
Chloromethane	25.0	27.6		ug/L		110	50 - 139	5	20
4-Chlorotoluene	25.0	24.4		ug/L		98	78 - 122	4	20
Dibromochloromethane	25.0	23.8		ug/L		95	74 - 126	6	20
1,2-Dibromo-3-Chloropropane	25.0	24.4		ug/L		97	62 - 128	2	20
Dichlorodifluoromethane	25.0	31.3		ug/L		125	32 - 152	12	20
Dibromomethane	25.0	23.4		ug/L		94	79 - 123	1	20
Ethylene Dibromide	25.0	24.4		ug/L		98	77 - 121	3	20
1,2-Dichlorobenzene	25.0	24.6		ug/L		99	80 - 119	2	20
1,3-Dichlorobenzene	25.0	23.5		ug/L		94	80 - 119	3	20
1,4-Dichlorobenzene	25.0	23.9		ug/L		96	79 - 118	1	20
1,1-Dichloroethane	25.0	25.0		ug/L		100	77 - 125	5	20
1,2-Dichloroethane	25.0	22.9		ug/L		92	73 - 128	3	20
1,1-Dichloroethene	25.0	24.8		ug/L		99	71 - 131	7	20
cis-1,2-Dichloroethene	25.0	24.5		ug/L		98	78 - 123	1	20
trans-1,2-Dichloroethene	25.0	24.6		ug/L		98	75 - 124	4	20
1,2-Dichloropropane	25.0	22.2		ug/L		89	78 - 122	1	20
1,3-Dichloropropane	25.0	24.4		ug/L		97	80 - 119	2	20
2,2-Dichloropropane	25.0	27.0		ug/L		108	60 - 139	6	20
1,1-Dichloropropene	25.0	24.6		ug/L		98	79 - 125	5	20
cis-1,3-Dichloropropene	25.0	24.0		ug/L		96	75 - 124	6	20
trans-1,3-Dichloropropene	25.0	25.0		ug/L		100	73 - 127	2	20
Ethylbenzene	25.0	25.3		ug/L		101	79 - 121	2	20
2-Hexanone	100	104		ug/L		104	57 - 139	6	20
Hexachlorobutadiene	25.0	27.0		ug/L		108	66 - 134	6	20
Isopropylbenzene	25.0	23.7		ug/L		95	72 - 131	3	20
4-Isopropyltoluene	25.0	24.3		ug/L		97	77 - 127	1	20
Methylene Chloride	25.0	25.1		ug/L		100	74 - 124	0	20
4-Methyl-2-pentanone (MIBK)	100	102		ug/L		102	67 - 130	7	20
Methyl tert-butyl ether	25.0	24.2		ug/L		97	71 - 124	2	20
Naphthalene	25.0	24.1		ug/L		97	61 - 128	5	20
N-Propylbenzene	25.0	23.1		ug/L		93	76 - 126	1	20
Styrene	25.0	25.0		ug/L		100	78 - 123	1	20

Method: 8260B - Volatile Organic Compounds (GC/MS) (Continued)

Lab Sample ID: LCSD 280-519418/5
Matrix: Water
Analysis Batch: 519418

Client Sample ID: Lab Control Sample Dup
Prep Type: Total/NA

Analyte			Spike Added	LCSD Result	LCSD Qualifier	Unit	D	%Rec	%Rec. Limits	RPD	RPD Limit
1,1,1,2-Tetrachloroethane			25.0	23.9		ug/L		96	78 - 124	5	20
1,1,2,2-Tetrachloroethane			25.0	22.8		ug/L		91	71 - 121	7	20
Tetrachloroethene			25.0	23.8		ug/L		95	74 - 129	3	20
Toluene			25.0	24.1		ug/L		96	80 - 121	4	20
1,2,3-Trichlorobenzene			25.0	23.5		ug/L		94	69 - 129	8	20
1,1,1-Trichloroethane			25.0	24.0		ug/L		96	74 - 131	4	20
1,1,2-Trichloroethane			25.0	24.5		ug/L		98	80 - 119	1	20
Trichloroethene			25.0	25.2		ug/L		101	79 - 123	2	20
Trichlorofluoromethane			25.0	30.5		ug/L		122	65 - 141	10	20
1,2,4-Trichlorobenzene			25.0	24.2		ug/L		97	69 - 130	5	20
1,2,3-Trichloropropane			25.0	23.4		ug/L		94	73 - 122	5	20
1,2,4-Trimethylbenzene			25.0	23.8		ug/L		95	76 - 124	0	20
1,3,5-Trimethylbenzene			25.0	24.0		ug/L		96	75 - 124	3	20
Vinyl chloride			25.0	27.2		ug/L		109	58 - 137	5	20
o-Xylene			25.0	24.3		ug/L		97	78 - 122	2	20
m-Xylene & p-Xylene			25.0	24.5		ug/L		98	80 - 121	3	20
2-Chlorotoluene			25.0	23.8		ug/L		95	79 - 122	6	20

Surrogate	*LCSD %Recovery*	*LCSD Qualifier*	*Limits*
Toluene-d8 (Surr)	*100*		*89 - 112*
1,2-Dichloroethane-d4 (Surr)	*101*		*81 - 118*
4-Bromofluorobenzene (Surr)	*98*		*85 - 114*
Dibromofluoromethane (Surr)	*103*		*80 - 119*

Method: 8015D GRO - Gasoline Range Organics (GRO)

Lab Sample ID: MB 280-518497/12
Matrix: Water
Analysis Batch: 518497

Client Sample ID: Method Blank
Prep Type: Total/NA

Analyte	MB Result	MB Qualifier	LOQ	LOD	DL	Unit	D	Analyzed	Dil Fac
Gasoline Range Organics (GRO)-C6-C10	25	U	25	25	10	ug/L		11/29/20 19:00	1

Surrogate	*MB %Recovery*	*MB Qualifier*	*Limits*	*Prepared*	*Analyzed*	*Dil Fac*
a,a,a-Trifluorotoluene	*91*		*82 - 110*		*11/29/20 19:00*	*1*

Lab Sample ID: LCS 280-518497/10
Matrix: Water
Analysis Batch: 518497

Client Sample ID: Lab Control Sample
Prep Type: Total/NA

Analyte			Spike Added	LCS Result	LCS Qualifier	Unit	D	%Rec	%Rec. Limits		
Gasoline Range Organics (GRO)-C6-C10			76.9	66.7		ug/L		87	78 - 122		

Surrogate	*LCS %Recovery*	*LCS Qualifier*	*Limits*
a,a,a-Trifluorotoluene	*99*		*82 - 110*

Method: 8015D GRO - Gasoline Range Organics (GRO) (Continued)

Lab Sample ID: LCSD 280-518497/11
Matrix: Water
Analysis Batch: 518497

Client Sample ID: Lab Control Sample Dup
Prep Type: Total/NA

Analyte			Spike Added	LCSD Result	LCSD Qualifier	Unit	D	%Rec	%Rec. Limits	RPD	RPD Limit
Gasoline Range Organics (GRO)-C6-C10			76.9	62.3		ug/L		81	78 - 122	7	30

Surrogate	*LCSD %Recovery*	*LCSD Qualifier*	*Limits*
a,a,a-Trifluorotoluene	*84*		*82 - 110*

Lab Sample ID: MB 280-519894/1-A
Matrix: Solid
Analysis Batch: 519308

Client Sample ID: Method Blank
Prep Type: Total/NA
Prep Batch: 519894

Analyte	MB Result	MB Qualifier	LOQ	LOD	DL	Unit	D	Analyzed	Dil Fac
Gasoline Range Organics (GRO)-C6-C10	2.0	U	2.0	2.0	0.76	mg/Kg		12/05/20 00:22	1

Surrogate	*MB %Recovery*	*MB Qualifier*	*Limits*	*Prepared*	*Analyzed*	*Dil Fac*
a,a,a-Trifluorotoluene (Surr)	*96*		*77 - 123*	*11/28/20 20:19*	*12/05/20 00:22*	*1*

Lab Sample ID: LCS 280-519894/3-A
Matrix: Solid
Analysis Batch: 519308

Client Sample ID: Lab Control Sample
Prep Type: Total/NA
Prep Batch: 519894

Analyte			Spike Added	LCS Result	LCS Qualifier	Unit	D	%Rec	%Rec. Limits		
Gasoline Range Organics (GRO)-C6-C10			8.54	7.94		mg/Kg		93	79 - 122		

Surrogate	*LCS %Recovery*	*LCS Qualifier*	*Limits*
a,a,a-Trifluorotoluene (Surr)	*101*		*77 - 123*

Lab Sample ID: LCSD 280-519894/5-A
Matrix: Solid
Analysis Batch: 519308

Client Sample ID: Lab Control Sample Dup
Prep Type: Total/NA
Prep Batch: 519894

Analyte			Spike Added	LCSD Result	LCSD Qualifier	Unit	D	%Rec	%Rec. Limits	RPD	RPD Limit
Gasoline Range Organics (GRO)-C6-C10			8.54	7.86		mg/Kg		92	79 - 122	1	30

Surrogate	*LCSD %Recovery*	*LCSD Qualifier*	*Limits*
a,a,a-Trifluorotoluene (Surr)	*100*		*77 - 123*

Method: 8015D DRO - Diesel Range Organics (DRO) (GC)

Lab Sample ID: MB 280-518755/1-A
Matrix: Solid
Analysis Batch: 520041

Client Sample ID: Method Blank
Prep Type: Total/NA
Prep Batch: 518755

Analyte	MB Result	MB Qualifier	LOQ	LOD	DL	Unit	D	Analyzed	Dil Fac
Diesel Range Organics [C10-C28]	8.0	U	8.0	8.0	3.6	mg/Kg		12/11/20 08:42	1
Motor Oil (C20-C38)	23	U	24	23	7.8	mg/Kg		12/11/20 08:42	1

Method: 8015D DRO - Diesel Range Organics (DRO) (GC) (Continued)

Lab Sample ID: MB 280-518755/1-A
Matrix: Solid
Analysis Batch: 520041

Client Sample ID: Method Blank
Prep Type: Total/NA
Prep Batch: 518755

Surrogate	MB %Recovery	MB Qualifier	Limits	Prepared	Analyzed	Dil Fac
o-Terphenyl (Surr)	73		45 - 130	12/01/20 17:52	12/11/20 08:42	1
n-Octacosane	95		25 - 162	12/01/20 17:52	12/11/20 08:42	1

Lab Sample ID: LCS 280-518755/2-A
Matrix: Solid
Analysis Batch: 520041

Client Sample ID: Lab Control Sample
Prep Type: Total/NA
Prep Batch: 518755

Analyte	Spike Added	LCS Result	LCS Qualifier	Unit	D	%Rec	%Rec. Limits
Diesel Range Organics [C10-C28]	132	116		mg/Kg		88	38 - 132

Surrogate	LCS %Recovery	LCS Qualifier	Limits
o-Terphenyl (Surr)	95		45 - 130
n-Octacosane	99		25 - 162

Lab Sample ID: LCS 280-518755/3-A
Matrix: Solid
Analysis Batch: 520041

Client Sample ID: Lab Control Sample
Prep Type: Total/NA
Prep Batch: 518755

Analyte	Spike Added	LCS Result	LCS Qualifier	Unit	D	%Rec	%Rec. Limits
Motor Oil (C20-C38)	334	310		mg/Kg		93	39 - 106

Surrogate	LCS %Recovery	LCS Qualifier	Limits
o-Terphenyl (Surr)	81		45 - 130
n-Octacosane	119		25 - 162

QC Association Summary

Client: EA Engineering, Science, and Technology
Project/Site: Kirtland AFB Vadose Zone Coring

Job ID: 280-143196-1

GC/MS VOA

Prep Batch: 518445

Lab Sample ID	Client Sample ID	Prep Type	Matrix	Method	Prep Batch
280-143196-2	V-S10A-251120-330	Total/NA	Solid	5035	
280-143196-4	V-S10A-251120-340	Total/NA	Solid	5035	
280-143196-6	V-S10A-251120-350	Total/NA	Solid	5035	
MB 280-518445/1-A	Method Blank	Total/NA	Solid	5035	
LCS 280-518445/3-A	Lab Control Sample	Total/NA	Solid	5035	
LCSD 280-518445/5-A	Lab Control Sample Dup	Total/NA	Solid	5035	

Analysis Batch: 518854

Lab Sample ID	Client Sample ID	Prep Type	Matrix	Method	Prep Batch
280-143196-2	V-S10A-251120-330	Total/NA	Solid	8260B	518445
280-143196-4	V-S10A-251120-340	Total/NA	Solid	8260B	518445
280-143196-6	V-S10A-251120-350	Total/NA	Solid	8260B	518445
MB 280-518445/1-A	Method Blank	Total/NA	Solid	8260B	518445
LCS 280-518445/3-A	Lab Control Sample	Total/NA	Solid	8260B	518445
LCSD 280-518445/5-A	Lab Control Sample Dup	Total/NA	Solid	8260B	518445

Analysis Batch: 519418

Lab Sample ID	Client Sample ID	Prep Type	Matrix	Method	Prep Batch
280-143196-1	TB-S10A-271120-01	Total/NA	Water	8260B	
MB 280-519418/9	Method Blank	Total/NA	Water	8260B	
LCS 280-519418/4	Lab Control Sample	Total/NA	Water	8260B	
LCSD 280-519418/5	Lab Control Sample Dup	Total/NA	Water	8260B	

GC VOA

Analysis Batch: 518497

Lab Sample ID	Client Sample ID	Prep Type	Matrix	Method	Prep Batch
280-143196-1	TB-S10A-271120-01	Total/NA	Water	8015D GRO	
MB 280-518497/12	Method Blank	Total/NA	Water	8015D GRO	
LCS 280-518497/10	Lab Control Sample	Total/NA	Water	8015D GRO	
LCSD 280-518497/11	Lab Control Sample Dup	Total/NA	Water	8015D GRO	

Analysis Batch: 519308

Lab Sample ID	Client Sample ID	Prep Type	Matrix	Method	Prep Batch
280-143196-3	P-S10A-251120-330	Total/NA	Solid	8015D GRO	519894
280-143196-5	P-S10A-251120-340	Total/NA	Solid	8015D GRO	519894
280-143196-7	P-S10A-251120-350	Total/NA	Solid	8015D GRO	519894
MB 280-519894/1-A	Method Blank	Total/NA	Solid	8015D GRO	519894
LCS 280-519894/3-A	Lab Control Sample	Total/NA	Solid	8015D GRO	519894
LCSD 280-519894/5-A	Lab Control Sample Dup	Total/NA	Solid	8015D GRO	519894

Prep Batch: 519894

Lab Sample ID	Client Sample ID	Prep Type	Matrix	Method	Prep Batch
280-143196-3	P-S10A-251120-330	Total/NA	Solid	5035	
280-143196-5	P-S10A-251120-340	Total/NA	Solid	5035	
280-143196-7	P-S10A-251120-350	Total/NA	Solid	5035	
MB 280-519894/1-A	Method Blank	Total/NA	Solid	5035	
LCS 280-519894/3-A	Lab Control Sample	Total/NA	Solid	5035	
LCSD 280-519894/5-A	Lab Control Sample Dup	Total/NA	Solid	5035	

QC Association Summary

Client: EA Engineering, Science, and Technology
Project/Site: Kirtland AFB Vadose Zone Coring

Job ID: 280-143196-1

GC Semi VOA

Prep Batch: 518755

Lab Sample ID	Client Sample ID	Prep Type	Matrix	Method	Prep Batch
280-143196-3	P-S10A-251120-330	Total/NA	Solid	3546	
280-143196-5	P-S10A-251120-340	Total/NA	Solid	3546	
280-143196-7	P-S10A-251120-350	Total/NA	Solid	3546	
MB 280-518755/1-A	Method Blank	Total/NA	Solid	3546	
LCS 280-518755/2-A	Lab Control Sample	Total/NA	Solid	3546	
LCS 280-518755/3-A	Lab Control Sample	Total/NA	Solid	3546	

Analysis Batch: 520041

Lab Sample ID	Client Sample ID	Prep Type	Matrix	Method	Prep Batch
MB 280-518755/1-A	Method Blank	Total/NA	Solid	8015D DRO	518755
LCS 280-518755/2-A	Lab Control Sample	Total/NA	Solid	8015D DRO	518755
LCS 280-518755/3-A	Lab Control Sample	Total/NA	Solid	8015D DRO	518755

Analysis Batch: 520288

Lab Sample ID	Client Sample ID	Prep Type	Matrix	Method	Prep Batch
280-143196-3	P-S10A-251120-330	Total/NA	Solid	8015D DRO	518755
280-143196-5	P-S10A-251120-340	Total/NA	Solid	8015D DRO	518755
280-143196-7	P-S10A-251120-350	Total/NA	Solid	8015D DRO	518755

General Chemistry

Analysis Batch: 518569

Lab Sample ID	Client Sample ID	Prep Type	Matrix	Method	Prep Batch
280-143196-2	V-S10A-251120-330	Total/NA	Solid	Moisture	
280-143196-3	P-S10A-251120-330	Total/NA	Solid	Moisture	
280-143196-4	V-S10A-251120-340	Total/NA	Solid	Moisture	
280-143196-5	P-S10A-251120-340	Total/NA	Solid	Moisture	
280-143196-6	V-S10A-251120-350	Total/NA	Solid	Moisture	
280-143196-7	P-S10A-251120-350	Total/NA	Solid	Moisture	

Lab Chronicle

Client: EA Engineering, Science, and Technology
Project/Site: Kirtland AFB Vadose Zone Coring

Job ID: 280-143196-1

Client Sample ID: TB-S10A-271120-01 — Lab Sample ID: 280-143196-1

Date Collected: 11/27/20 08:00 — **Matrix: Water**
Date Received: 11/28/20 10:50

Prep Type	Batch Type	Batch Method	Run	Dil Factor	Initial Amount	Final Amount	Batch Number	Prepared or Analyzed	Analyst	Lab
Total/NA	Analysis	8260B		1	5 mL	5 mL	519418	12/07/20 17:27	JLS	TAL DEN
Total/NA	Analysis	8015D GRO		1	5 mL	5 mL	518497	11/29/20 21:17	AAR	TAL DEN

Client Sample ID: V-S10A-251120-330 — Lab Sample ID: 280-143196-2

Date Collected: 11/25/20 09:30 — **Matrix: Solid**
Date Received: 11/28/20 10:50

Prep Type	Batch Type	Batch Method	Run	Dil Factor	Initial Amount	Final Amount	Batch Number	Prepared or Analyzed	Analyst	Lab
Total/NA	Analysis	Moisture		1			518569	11/30/20 10:50	DLB	TAL DEN

Client Sample ID: V-S10A-251120-330 — Lab Sample ID: 280-143196-2

Date Collected: 11/25/20 09:30 — **Matrix: Solid**
Date Received: 11/28/20 10:50 — **Percent Solids: 97.2**

Prep Type	Batch Type	Batch Method	Run	Dil Factor	Initial Amount	Final Amount	Batch Number	Prepared or Analyzed	Analyst	Lab
Total/NA	Prep	5035			4.942 g	5 mL	518445	11/28/20 19:59	RJS	TAL DEN
Total/NA	Analysis	8260B		1	5 g	5 mL	518854	12/02/20 00:09	GPM	TAL DEN

Client Sample ID: P-S10A-251120-330 — Lab Sample ID: 280-143196-3

Date Collected: 11/25/20 09:30 — **Matrix: Solid**
Date Received: 11/28/20 10:50

Prep Type	Batch Type	Batch Method	Run	Dil Factor	Initial Amount	Final Amount	Batch Number	Prepared or Analyzed	Analyst	Lab
Total/NA	Analysis	Moisture		1			518569	11/30/20 10:50	DLB	TAL DEN

Client Sample ID: P-S10A-251120-330 — Lab Sample ID: 280-143196-3

Date Collected: 11/25/20 09:30 — **Matrix: Solid**
Date Received: 11/28/20 10:50 — **Percent Solids: 97.3**

Prep Type	Batch Type	Batch Method	Run	Dil Factor	Initial Amount	Final Amount	Batch Number	Prepared or Analyzed	Analyst	Lab
Total/NA	Prep	5035			5.091 g	5 mL	519894	11/28/20 20:19	AAR	TAL DEN
Total/NA	Analysis	8015D GRO		1	0.1 mL	5 mL	519308	12/05/20 05:11	AAR	TAL DEN
Total/NA	Prep	3546			15.6 g	1 mL	518755	12/01/20 17:52	AC	TAL DEN
Total/NA	Analysis	8015D DRO		1			520288	12/12/20 18:36	MAM	TAL DEN

Client Sample ID: V-S10A-251120-340 — Lab Sample ID: 280-143196-4

Date Collected: 11/25/20 11:17 — **Matrix: Solid**
Date Received: 11/28/20 10:50

Prep Type	Batch Type	Batch Method	Run	Dil Factor	Initial Amount	Final Amount	Batch Number	Prepared or Analyzed	Analyst	Lab
Total/NA	Analysis	Moisture		1			518569	11/30/20 10:50	DLB	TAL DEN

Lab Chronicle

Client: EA Engineering, Science, and Technology
Project/Site: Kirtland AFB Vadose Zone Coring

Job ID: 280-143196-1

Client Sample ID: V-S10A-251120-340
Lab Sample ID: 280-143196-4
Date Collected: 11/25/20 11:17
Matrix: Solid
Date Received: 11/28/20 10:50
Percent Solids: 96.3

Prep Type	Batch Type	Batch Method	Run	Dil Factor	Initial Amount	Final Amount	Batch Number	Prepared or Analyzed	Analyst	Lab
Total/NA	Prep	5035			4.66 g	5 mL	518445	11/28/20 19:59	RJS	TAL DEN
Total/NA	Analysis	8260B		1	5 g	5 mL	518854	12/02/20 00:32	GPM	TAL DEN

Client Sample ID: P-S10A-251120-340
Lab Sample ID: 280-143196-5
Date Collected: 11/25/20 11:17
Matrix: Solid
Date Received: 11/28/20 10:50

Prep Type	Batch Type	Batch Method	Run	Dil Factor	Initial Amount	Final Amount	Batch Number	Prepared or Analyzed	Analyst	Lab
Total/NA	Analysis	Moisture		1			518569	11/30/20 10:50	DLB	TAL DEN

Client Sample ID: P-S10A-251120-340
Lab Sample ID: 280-143196-5
Date Collected: 11/25/20 11:17
Matrix: Solid
Date Received: 11/28/20 10:50
Percent Solids: 96.3

Prep Type	Batch Type	Batch Method	Run	Dil Factor	Initial Amount	Final Amount	Batch Number	Prepared or Analyzed	Analyst	Lab
Total/NA	Prep	5035			4.853 g	5 mL	519894	11/28/20 20:19	AAR	TAL DEN
Total/NA	Analysis	8015D GRO		1	0.1 mL	5 mL	519308	12/05/20 05:35	AAR	TAL DEN
Total/NA	Prep	3546			15.6 g	1 mL	518755	12/01/20 17:52	AC	TAL DEN
Total/NA	Analysis	8015D DRO		1			520288	12/12/20 18:59	MAM	TAL DEN

Client Sample ID: V-S10A-251120-350
Lab Sample ID: 280-143196-6
Date Collected: 11/25/20 12:00
Matrix: Solid
Date Received: 11/28/20 10:50

Prep Type	Batch Type	Batch Method	Run	Dil Factor	Initial Amount	Final Amount	Batch Number	Prepared or Analyzed	Analyst	Lab
Total/NA	Analysis	Moisture		1			518569	11/30/20 10:50	DLB	TAL DEN

Client Sample ID: V-S10A-251120-350
Lab Sample ID: 280-143196-6
Date Collected: 11/25/20 12:00
Matrix: Solid
Date Received: 11/28/20 10:50
Percent Solids: 95.4

Prep Type	Batch Type	Batch Method	Run	Dil Factor	Initial Amount	Final Amount	Batch Number	Prepared or Analyzed	Analyst	Lab
Total/NA	Prep	5035			5.385 g	5 mL	518445	11/28/20 19:59	RJS	TAL DEN
Total/NA	Analysis	8260B		1	5 g	5 mL	518854	12/02/20 00:54	GPM	TAL DEN

Client Sample ID: P-S10A-251120-350
Lab Sample ID: 280-143196-7
Date Collected: 11/25/20 12:00
Matrix: Solid
Date Received: 11/28/20 10:50

Prep Type	Batch Type	Batch Method	Run	Dil Factor	Initial Amount	Final Amount	Batch Number	Prepared or Analyzed	Analyst	Lab
Total/NA	Analysis	Moisture		1			518569	11/30/20 10:50	DLB	TAL DEN

Lab Chronicle

Client: EA Engineering, Science, and Technology
Project/Site: Kirtland AFB Vadose Zone Coring

Job ID: 280-143196-1

Client Sample ID: P-S10A-251120-350

Date Collected: 11/25/20 12:00
Date Received: 11/28/20 10:50

Lab Sample ID: 280-143196-7

Matrix: Solid
Percent Solids: 95.5

Prep Type	Batch Type	Batch Method	Run	Dil Factor	Initial Amount	Final Amount	Batch Number	Prepared or Analyzed	Analyst	Lab
Total/NA	Prep	5035			5.543 g	5 mL	519894	11/28/20 20:19	AAR	TAL DEN
Total/NA	Analysis	8015D GRO		1	0.1 mL	5 mL	519308	12/05/20 06:00	AAR	TAL DEN
Total/NA	Prep	3546			15.2 g	1 mL	518755	12/01/20 17:52	AC	TAL DEN
Total/NA	Analysis	8015D DRO		1			520288	12/12/20 19:22	MAM	TAL DEN

Laboratory References:

TAL DEN = Eurofins TestAmerica, Denver, 4955 Yarrow Street, Arvada, CO 80002, TEL (303)736-0100

Accreditation/Certification Summary

Client: EA Engineering, Science, and Technology
Project/Site: Kirtland AFB Vadose Zone Coring

Job ID: 280-143196-1

Laboratory: Eurofins TestAmerica, Denver

The accreditations/certifications listed below are applicable to this report.

Authority	Program	Identification Number	Expiration Date
A2LA	Dept. of Defense ELAP	2907.01	10-31-21

Eurofins TestAmerica Denver
4955 Yarrow Street
Arvada, CO 80002
Phone (303) 736-0100 Fax (303) 431-7171

Chain of Custody Record

eurofins | Environment Testing America

Client Information	Sampler: JOSH LIVINGSTON	Lab PM: Bieniulis, Dylan	Carrier Tracking No(s): 1630 81565958 ~~1629~~	COC No: COC1-S10A-TA-20201125 27
Client Contact: Pamela Moss	Phone: (575) 430-8078	E-Mail: Dylan.Bieniulis@eurofinset.com		Page: 1 of 1
Company: EA Engineering, Science, and Technology				Job #: —
Address: 7995 E. Prentice Ave, Suite 206E	Due Date Requested: Per PO			
City: Greenwood Village	TAT Requested (days): Per PO			
State, Zip: CO, 80111				
Phone: 303-590-9143(Tel)	PO #: 16065			
Email: pmoss@eaest.com	WO #: 62735DM02.1017			
Project Name: Kirtland Vadose Zone Coring	Project #: 28016071			
Site: Kirtland BFF	SSOW#: —			

Analysis Requested

Preservation Codes:
A - HCL, B - NaOH, C - Zn Acetate, D - Nitric Acid, E - NaHSO4, F - MeOH, G - Amchlor, H - Ascorbic Acid, I - Ice, J - DI Water, K - EDTA, L - EDA, M - Hexane, N - None, O - AsNaO2, P - Na2O4S, Q - Na2SO3, R - Na2S2O3, S - H2SO4, T - TSP Dodecahydrate, U - Acetone, V - MCAA, W - pH 4-5, Z - other (specify)
Other:

Sample Identification	Sample Date	Sample Time	Sample Type (C=comp, G=grab)	Matrix (W=water, S=solid, O=waste/oil, BT=Tissue, A=Air)	Field Filtered Sample (Yes or No)	Perform MS/MSD (Yes or No)	8260B- VOCs (Soil, Encores)	8015D - TPH-GRO (Soil, Encores)	8015D - TPH-DRO/ORO (Soil, jar)	Percent Moisture (soil, jar)			8260B - VOCs (water)	8015D - TPH-GRO (water)	8015D - TPH-DRO/ORO (water)					Total Number of containers	Special Instructions/Note:
			Preservation Code:				N	N	N	N			A	A	N						
TB-S10A-~~25~~ 27 1120-01	11/~~25~~ 27/2020	0800 ~~1000~~ JL	G	W	N	N	—	—	—	—	—	—	X	X	—	—	—	—	—	4	
V-S10A-251120-330	11/25/2020	0930		S			X	—	X	—	—	—	—	—	—	—	—	—	—	4	
P-S10A-251120-330		0930					—	X	X	—	—	—	—	—	—	—	—	—	—	3	
V-S10A-251120-340		1117					X	—	X	—	—	—	—	—	—	—	—	—	—	4	
P-S10A-251120-340		1117					—	X	X	—	—	—	—	—	—	—	—	—	—	3	
V-S10A-251120-350		1200					X	—	X	—	—	—	—	—	—	—	—	—	—	4	
P-S10A-251120-350		1200					—	X	X	—	—	—	—	—	—	—	—	—	—	3	

JRL

280-143196 Chain of Custody

Possible Hazard Identification
☐ *Non-Hazard* ☐ *Flammable* ☐ *Skin Irritant* ☐ *Poison B* ☐ *Unknown* ☐ *Radiological*

Sample Disposal (A fee may be assessed if samples are retained longer than 1 month)
☐ *Return To Client* ☒ *Disposal By Lab* ☐ *Archive For* _____ *Months*

Deliverable Requested: I, II, III, IV, Other (specify) Level 2, Level 4, EQUIS, ERPIMS

Special Instructions/QC Requirements: DOD QSM

Empty Kit Relinquished by:	Date:	Time:	Method of Shipment:

Relinquished by	Date/Time	Company	Received by	Date/Time	Company
JOSH LIVINGSTON	11/~~25~~ 27/2020 0830 ~~1300~~ JL	EA		11/28/2020 1050	ETAUEN

Custody Seals Intact: Δ Yes Δ No
Custody Seal No.:
Cooler Temperature(s) °C and Other Remarks: 2.9 IR 11-0.3 JO 11/28/2020

Ver: 08/04/2016

Login Sample Receipt Checklist

Client: EA Engineering, Science, and Technology

Job Number: 280-143196-1

Login Number: 143196
List Number: 1
Creator: Bieniulis, Dylan T

List Source: Eurofins TestAmerica, Denver

Question	Answer	Comment
Radioactivity wasn't checked or is </= background as measured by a survey meter.	True	
The cooler's custody seal, if present, is intact.	True	
Sample custody seals, if present, are intact.	True	
The cooler or samples do not appear to have been compromised or tampered with.	True	
Samples were received on ice.	True	
Cooler Temperature is acceptable.	True	
Cooler Temperature is recorded.	True	
COC is present.	True	
COC is filled out in ink and legible.	True	
COC is filled out with all pertinent information.	True	
Is the Field Sampler's name present on COC?	True	
There are no discrepancies between the containers received and the COC.	True	
Samples are received within Holding Time (excluding tests with immediate HTs)	True	Refer to Job Narrative for details.
Sample containers have legible labels.	True	
Containers are not broken or leaking.	True	
Sample collection date/times are provided.	True	
Appropriate sample containers are used.	True	
Sample bottles are completely filled.	True	
Sample Preservation Verified.	N/A	
There is sufficient vol. for all requested analyses, incl. any requested MS/MSDs	True	
Containers requiring zero headspace have no headspace or bubble is <6mm (1/4").	True	
Multiphasic samples are not present.	True	
Samples do not require splitting or compositing.	True	
Residual Chlorine Checked.	N/A	

eurofins | Environment Testing America

ANALYTICAL REPORT

Eurofins TestAmerica, Denver
4955 Yarrow Street
Arvada, CO 80002
Tel: (303)736-0100

Laboratory Job ID: 280-143328-1
Client Project/Site: Kirtland AFB Vadose Zone Coring

For:
EA Engineering, Science, and Technology
7995 E. Prentice Ave, Suite 206E
Greenwood Village, Colorado 80111

Attn: Pamela J Moss

Authorized for release by:
12/17/2020 2:42:14 PM

Dylan Bieniulis, Project Manager I
(303)736-0138
Dylan.Bieniulis@Eurofinset.com

LINKS

Review your project results through TotalAccess

Have a Question? Ask The Expert

Visit us at: www.eurofinsus.com/Env

The test results in this report meet all 2003 NELAC, 2009 TNI, and 2016 TNI requirements for accredited parameters, exceptions are noted in this report. This report may not be reproduced except in full, and with written approval from the laboratory. For questions please contact the Project Manager at the e-mail address or telephone number listed on this page.

This report has been electronically signed and authorized by the signatory. Electronic signature is intended to be the legally binding equivalent of a traditionally handwritten signature.

Results relate only to the items tested and the sample(s) as received by the laboratory.

Table of Contents

Cover Page 1
Table of Contents 2
Definitions 3
Case Narrative 4
Detection Summary 6
Method Summary 7
Sample Summary 8
Client Sample Results 9
Surrogate Summary 20
QC Sample Results 22
QC Association 35
Chronicle 37
Certification Summary 40
Chain of Custody 41
Receipt Checklists 42

Qualifiers

GC/MS VOA

Qualifier	Qualifier Description
J	Estimated: The analyte was positively identified; the quantitation is an estimation
M	Manual integrated compound.
U	Undetected at the Limit of Detection.

GC VOA

Qualifier	Qualifier Description
J	Estimated: The analyte was positively identified; the quantitation is an estimation
U	Undetected at the Limit of Detection.

GC Semi VOA

Qualifier	Qualifier Description
U	Undetected at the Limit of Detection.

Glossary

Abbreviation	These commonly used abbreviations may or may not be present in this report.
¤	Listed under the "D" column to designate that the result is reported on a dry weight basis
%R	Percent Recovery
CFL	Contains Free Liquid
CFU	Colony Forming Unit
CNF	Contains No Free Liquid
DER	Duplicate Error Ratio (normalized absolute difference)
Dil Fac	Dilution Factor
DL	Detection Limit (DoD/DOE)
DL, RA, RE, IN	Indicates a Dilution, Re-analysis, Re-extraction, or additional Initial metals/anion analysis of the sample
DLC	Decision Level Concentration (Radiochemistry)
EDL	Estimated Detection Limit (Dioxin)
LOD	Limit of Detection (DoD/DOE)
LOQ	Limit of Quantitation (DoD/DOE)
MCL	EPA recommended "Maximum Contaminant Level"
MDA	Minimum Detectable Activity (Radiochemistry)
MDC	Minimum Detectable Concentration (Radiochemistry)
MDL	Method Detection Limit
ML	Minimum Level (Dioxin)
MPN	Most Probable Number
MQL	Method Quantitation Limit
NC	Not Calculated
ND	Not Detected at the reporting limit (or MDL or EDL if shown)
NEG	Negative / Absent
POS	Positive / Present
PQL	Practical Quantitation Limit
PRES	Presumptive
QC	Quality Control
RER	Relative Error Ratio (Radiochemistry)
RL	Reporting Limit or Requested Limit (Radiochemistry)
RPD	Relative Percent Difference, a measure of the relative difference between two points
TEF	Toxicity Equivalent Factor (Dioxin)
TEQ	Toxicity Equivalent Quotient (Dioxin)
TNTC	Too Numerous To Count

Job ID: 280-143328-1

Laboratory: Eurofins TestAmerica, Denver

Narrative

CASE NARRATIVE

Client: EA Engineering, Science, and Technology

Project: Kirtland AFB Vadose Zone Coring

Report Number: 280-143328-1

With the exceptions noted as flags or footnotes, standard analytical protocols were followed in the analysis of the samples and no problems were encountered or anomalies observed. In addition all laboratory quality control samples were within established control limits, with any exceptions noted below. Each sample was analyzed to achieve the lowest possible reporting limit within the constraints of the method. In some cases, due to interference or analytes present at high concentrations, samples were diluted. For diluted samples, the reporting limits are adjusted relative to the dilution required.

Calculations are performed before rounding to avoid round-off errors in calculated results.

All holding times were met and proper preservation noted for the methods performed on these samples, unless otherwise detailed in the individual sections below.

RECEIPT
The samples were received on 12/02/2020; the samples arrived in good condition, properly preserved and on ice. The temperature of the coolers at receipt was 1.1 C.

VOLATILE ORGANIC COMPOUNDS (GC/MS)
Samples V-S10A-011220-360 (280-143328-2), V-S10A-011225-360 (280-143328-4), V-S10A-011220-370 (280-143328-6) and V-S10A-011220-380 (280-143328-8) were analyzed for volatile organic compounds (GC/MS) in accordance with 8260B. The samples were prepared on 12/02/2020 and analyzed on 12/13/2020.

No analytical or quality issues were noted, other than those described above or in the Definitions/Glossary page.

VOLATILE ORGANIC COMPOUNDS (GC/MS)
Sample TB-S10A-011220-01 (280-143328-1) was analyzed for volatile organic compounds (GC/MS) in accordance with 8260B. The samples were analyzed on 12/11/2020.

No analytical or quality issues were noted, other than those described above or in the Definitions/Glossary page.

VOLATILE PETROLEUM HYDROCARBONS (GC)
Samples P-S10A-011220-360 (280-143328-3), P-S10A-011225-360 (280-143328-5), P-S10A-011220-370 (280-143328-7) and P-S10A-011220-380 (280-143328-9) were analyzed for Volatile Petroleum Hydrocarbons (GC) in accordance with 8015D GRO. The samples were prepared on 12/02/2020 and analyzed on 12/05/2020.

No analytical or quality issues were noted, other than those described above or in the Definitions/Glossary page.

GASOLINE RANGE ORGANICS (GRO)
Sample TB-S10A-011220-01 (280-143328-1) was analyzed for Gasoline Range Organics (GRO) in accordance with 8015D GRO. The samples were analyzed on 12/10/2020.

No analytical or quality issues were noted, other than those described above or in the Definitions/Glossary page.

DIESEL RANGE ORGANICS (DRO)
Samples P-S10A-011220-360 (280-143328-3), P-S10A-011225-360 (280-143328-5), P-S10A-011220-370 (280-143328-7) and

Job ID: 280-143328-1 (Continued)

Laboratory: Eurofins TestAmerica, Denver (Continued)

P-S10A-011220-380 (280-143328-9) were analyzed for Diesel Range Organics (DRO) in accordance with SW846 8015D. The samples were prepared on 12/03/2020 and analyzed on 12/10/2020 and 12/11/2020.

The following samples had the silica gel clean-up, via EPA Method 3630C, to reduce matrix interferences per client request: P-S10A-011220-360 (280-143328-3), P-S10A-011225-360 (280-143328-5), P-S10A-011220-370 (280-143328-7), P-S10A-011220-380 (280-143328-9), (LCS 280-519009/2-A), (LCS 280-519009/3-A), (MB 280-519009/1-A), (280-143328-A-3-B MS), (280-143328-A-3-D MS), (280-143328-A-3-C MSD) and (280-143328-A-3-E MSD).

No analytical or quality issues were noted, other than those described above or in the Definitions/Glossary page.

PERCENT SOLIDS

Samples V-S10A-011220-360 (280-143328-2), P-S10A-011220-360 (280-143328-3), V-S10A-011225-360 (280-143328-4), P-S10A-011225-360 (280-143328-5), V-S10A-011220-370 (280-143328-6), P-S10A-011220-370 (280-143328-7), V-S10A-011220-380 (280-143328-8) and P-S10A-011220-380 (280-143328-9) were analyzed for percent solids in accordance with ASTM D2216-90. The samples were analyzed on 12/04/2020.

No analytical or quality issues were noted, other than those described above or in the Definitions/Glossary page.

Detection Summary

Client: EA Engineering, Science, and Technology
Project/Site: Kirtland AFB Vadose Zone Coring

Job ID: 280-143328-1

Client Sample ID: TB-S10A-011220-01 — Lab Sample ID: 280-143328-1

No Detections.

Client Sample ID: V-S10A-011220-360 — Lab Sample ID: 280-143328-2

No Detections.

Client Sample ID: P-S10A-011220-360 — Lab Sample ID: 280-143328-3

No Detections.

Client Sample ID: V-S10A-011225-360 — Lab Sample ID: 280-143328-4

No Detections.

Client Sample ID: P-S10A-011225-360 — Lab Sample ID: 280-143328-5

No Detections.

Client Sample ID: V-S10A-011220-370 — Lab Sample ID: 280-143328-6

Analyte	Result	Qualifier	LOQ	LOD	DL	Unit	Dil Fac	D	Method	Prep Type
Toluene	1.1	J	5.2	0.83	0.24	ug/Kg	1	☼	8260B	Total/NA
o-Xylene	0.42	J	5.2	0.83	0.28	ug/Kg	1	☼	8260B	Total/NA

Client Sample ID: P-S10A-011220-370 — Lab Sample ID: 280-143328-7

Analyte	Result	Qualifier	LOQ	LOD	DL	Unit	Dil Fac	D	Method	Prep Type
Gasoline Range Organics (GRO)-C6-C10	1.6	J	2.1	2.1	0.78	mg/Kg	1	☼	8015D GRO	Total/NA

Client Sample ID: V-S10A-011220-380 — Lab Sample ID: 280-143328-8

Analyte	Result	Qualifier	LOQ	LOD	DL	Unit	Dil Fac	D	Method	Prep Type
Toluene	0.35	J	4.9	0.78	0.22	ug/Kg	1	☼	8260B	Total/NA

Client Sample ID: P-S10A-011220-380 — Lab Sample ID: 280-143328-9

No Detections.

This Detection Summary does not include radiochemical test results.

Method Summary

Client: EA Engineering, Science, and Technology
Project/Site: Kirtland AFB Vadose Zone Coring

Job ID: 280-143328-1

Method	Method Description	Protocol	Laboratory
8260B	Volatile Organic Compounds (GC/MS)	SW846	TAL DEN
8015D GRO	Gasoline Range Organics (GRO)	SW846	TAL DEN
8015D DRO	Diesel Range Organics (DRO) (GC)	SW846	TAL DEN
Moisture	Percent Moisture	EPA	TAL DEN
3546	Microwave Extraction	SW846	TAL DEN
5030B	Purge and Trap	SW846	TAL DEN
5035	Closed System Purge and Trap	SW846	TAL DEN

Protocol References:

EPA = US Environmental Protection Agency

SW846 = "Test Methods For Evaluating Solid Waste, Physical/Chemical Methods", Third Edition, November 1986 And Its Updates.

Laboratory References:

TAL DEN = Eurofins TestAmerica, Denver, 4955 Yarrow Street, Arvada, CO 80002, TEL (303)736-0100

Sample Summary

Client: EA Engineering, Science, and Technology
Project/Site: Kirtland AFB Vadose Zone Coring

Job ID: 280-143328-1

Lab Sample ID	Client Sample ID	Matrix	Collected	Received	Asset ID
280-143328-1	TB-S10A-011220-01	Water	12/01/20 12:00	12/02/20 10:10	
280-143328-2	V-S10A-011220-360	Solid	12/01/20 10:40	12/02/20 10:10	
280-143328-3	P-S10A-011220-360	Solid	12/01/20 10:40	12/02/20 10:10	
280-143328-4	V-S10A-011225-360	Solid	12/01/20 10:40	12/02/20 10:10	
280-143328-5	P-S10A-011225-360	Solid	12/01/20 10:40	12/02/20 10:10	
280-143328-6	V-S10A-011220-370	Solid	12/01/20 13:00	12/02/20 10:10	
280-143328-7	P-S10A-011220-370	Solid	12/01/20 13:00	12/02/20 10:10	
280-143328-8	V-S10A-011220-380	Solid	12/01/20 13:30	12/02/20 10:10	
280-143328-9	P-S10A-011220-380	Solid	12/01/20 13:30	12/02/20 10:10	

Method: 8260B - Volatile Organic Compounds (GC/MS)

Client Sample ID: TB-S10A-011220-01
Date Collected: 12/01/20 12:00
Date Received: 12/02/20 10:10

Lab Sample ID: 280-143328-1
Matrix: Water

Analyte	Result	Qualifier	LOQ	LOD	DL	Unit	D	Analyzed	Dil Fac
Acetone	6.4	U	10	6.4	1.9	ug/L		12/11/20 13:37	1
Benzene	0.40	U	1.0	0.40	0.16	ug/L		12/11/20 13:37	1
Bromobenzene	0.40	U	1.0	0.40	0.17	ug/L		12/11/20 13:37	1
Bromochloromethane	0.20	U	1.0	0.20	0.10	ug/L		12/11/20 13:37	1
Bromodichloromethane	0.40	U	1.0	0.40	0.17	ug/L		12/11/20 13:37	1
Bromoform	1.0	U	1.0	1.0	0.46	ug/L		12/11/20 13:37	1
Bromomethane	0.80	U	2.0	0.80	0.21	ug/L		12/11/20 13:37	1
2-Butanone (MEK)	4.0	U	6.0	4.0	2.0	ug/L		12/11/20 13:37	1
n-Butylbenzene	0.80	U	1.0	0.80	0.14	ug/L		12/11/20 13:37	1
sec-Butylbenzene	0.40	U	1.0	0.40	0.17	ug/L		12/11/20 13:37	1
tert-Butylbenzene	0.40	U	1.0	0.40	0.16	ug/L		12/11/20 13:37	1
Carbon disulfide	0.80	U	2.0	0.80	0.17	ug/L		12/11/20 13:37	1
Carbon tetrachloride	0.40	U	2.0	0.40	0.19	ug/L		12/11/20 13:37	1
Chlorobenzene	0.40	U	1.0	0.40	0.17	ug/L		12/11/20 13:37	1
Chloroethane	1.6	U	2.0	1.6	0.41	ug/L		12/11/20 13:37	1
Chloroform	0.40	U	1.0	0.40	0.16	ug/L		12/11/20 13:37	1
Chloromethane	0.80	U	2.0	0.80	0.30	ug/L		12/11/20 13:37	1
4-Chlorotoluene	0.80	U	1.0	0.80	0.21	ug/L		12/11/20 13:37	1
Dibromochloromethane	0.40	U	1.0	0.40	0.17	ug/L		12/11/20 13:37	1
1,2-Dibromo-3-Chloropropane	1.6	U	5.0	1.6	0.47	ug/L		12/11/20 13:37	1
Dichlorodifluoromethane	0.80	U	2.0	0.80	0.31	ug/L		12/11/20 13:37	1
Dibromomethane	0.40	U	1.0	0.40	0.17	ug/L		12/11/20 13:37	1
Ethylene Dibromide	0.40	U	1.0	0.40	0.18	ug/L		12/11/20 13:37	1
1,2-Dichlorobenzene	0.40	U	1.0	0.40	0.15	ug/L		12/11/20 13:37	1
1,3-Dichlorobenzene	0.40	U	1.0	0.40	0.13	ug/L		12/11/20 13:37	1
1,4-Dichlorobenzene	0.40	U	1.0	0.40	0.16	ug/L		12/11/20 13:37	1
1,1-Dichloroethane	0.80	U	1.0	0.80	0.22	ug/L		12/11/20 13:37	1
1,2-Dichloroethane	0.40	U	1.0	0.40	0.13	ug/L		12/11/20 13:37	1
1,1-Dichloroethene	0.80	U	1.0	0.80	0.23	ug/L		12/11/20 13:37	1
1,2-Dichloroethene, Total	0.40	U	1.0	0.40	0.15	ug/L		12/11/20 13:37	1
cis-1,2-Dichloroethene	0.40	U	1.0	0.40	0.15	ug/L		12/11/20 13:37	1
trans-1,2-Dichloroethene	0.40	U	1.0	0.40	0.15	ug/L		12/11/20 13:37	1
1,2-Dichloropropane	0.40	U	1.0	0.40	0.18	ug/L		12/11/20 13:37	1
1,3-Dichloropropane	0.20	U	1.0	0.20	0.090	ug/L		12/11/20 13:37	1
2,2-Dichloropropane	0.80	U	1.0	0.80	0.38	ug/L		12/11/20 13:37	1
1,1-Dichloropropene	0.40	U	1.0	0.40	0.19	ug/L		12/11/20 13:37	1
cis-1,3-Dichloropropene	0.40	U	1.0	0.40	0.16	ug/L		12/11/20 13:37	1
trans-1,3-Dichloropropene	0.40	U	1.0	0.40	0.19	ug/L		12/11/20 13:37	1
Ethylbenzene	0.40	U	1.0	0.40	0.16	ug/L		12/11/20 13:37	1
2-Hexanone	4.0	U	5.0	4.0	1.7	ug/L		12/11/20 13:37	1
Hexachlorobutadiene	0.80	U	1.0	0.80	0.36	ug/L		12/11/20 13:37	1
Isopropylbenzene	0.40	U	1.0	0.40	0.19	ug/L		12/11/20 13:37	1
4-Isopropyltoluene	0.40	U	1.0	0.40	0.20	ug/L		12/11/20 13:37	1
Methylene Chloride	2.0	U	5.0	2.0	0.94	ug/L		12/11/20 13:37	1
4-Methyl-2-pentanone (MIBK)	3.2	U	5.0	3.2	0.98	ug/L		12/11/20 13:37	1
Methyl tert-butyl ether	0.80	U	5.0	0.80	0.25	ug/L		12/11/20 13:37	1
Naphthalene	0.80	U	1.0	0.80	0.22	ug/L		12/11/20 13:37	1
N-Propylbenzene	0.40	U	1.0	0.40	0.16	ug/L		12/11/20 13:37	1
Styrene	0.80	U	1.0	0.80	0.36	ug/L		12/11/20 13:37	1

Method: 8260B - Volatile Organic Compounds (GC/MS) (Continued)

Client Sample ID: TB-S10A-011220-01 — **Lab Sample ID: 280-143328-1**
Date Collected: 12/01/20 12:00 — **Matrix: Water**
Date Received: 12/02/20 10:10

Analyte	Result	Qualifier	LOQ	LOD	DL	Unit	D	Analyzed	Dil Fac
1,1,1,2-Tetrachloroethane	0.80	U	1.0	0.80	0.21	ug/L		12/11/20 13:37	1
1,1,2,2-Tetrachloroethane	0.80	U	1.0	0.80	0.21	ug/L		12/11/20 13:37	1
Tetrachloroethene	0.40	U	1.0	0.40	0.20	ug/L		12/11/20 13:37	1
Toluene	0.40	U	1.0	0.40	0.17	ug/L		12/11/20 13:37	1
1,2,3-Trichlorobenzene	0.80	U	1.0	0.80	0.21	ug/L		12/11/20 13:37	1
1,1,1-Trichloroethane	0.40	U	1.0	0.40	0.16	ug/L		12/11/20 13:37	1
1,1,2-Trichloroethane	0.80	U	1.0	0.80	0.27	ug/L		12/11/20 13:37	1
Trichloroethene	0.40	U	1.0	0.40	0.16	ug/L		12/11/20 13:37	1
Trichlorofluoromethane	0.80	U	2.0	0.80	0.29	ug/L		12/11/20 13:37	1
1,2,4-Trichlorobenzene	0.80	U	1.0	0.80	0.21	ug/L		12/11/20 13:37	1
1,2,3-Trichloropropane	0.80	U	3.0	0.80	0.33	ug/L		12/11/20 13:37	1
1,2,4-Trimethylbenzene	0.40	U	1.0	0.40	0.15	ug/L		12/11/20 13:37	1
1,3,5-Trimethylbenzene	0.40	U	1.0	0.40	0.16	ug/L		12/11/20 13:37	1
Vinyl chloride	0.20	U	1.5	0.20	0.10	ug/L		12/11/20 13:37	1
o-Xylene	0.40	U	1.0	0.40	0.19	ug/L		12/11/20 13:37	1
m-Xylene & p-Xylene	0.80	U	2.0	0.80	0.15	ug/L		12/11/20 13:37	1
2-Chlorotoluene	0.40	U	1.0	0.40	0.17	ug/L		12/11/20 13:37	1

Surrogate	*%Recovery*	*Qualifier*	*Limits*	*Prepared*	*Analyzed*	*Dil Fac*
Toluene-d8 (Surr)	*100*		*89 - 112*		*12/11/20 13:37*	*1*
1,2-Dichloroethane-d4 (Surr)	*100*		*81 - 118*		*12/11/20 13:37*	*1*
4-Bromofluorobenzene (Surr)	*100*		*85 - 114*		*12/11/20 13:37*	*1*
Dibromofluoromethane (Surr)	*101*		*80 - 119*		*12/11/20 13:37*	*1*

Client Sample ID: V-S10A-011220-360 — **Lab Sample ID: 280-143328-2**
Date Collected: 12/01/20 10:40 — **Matrix: Solid**
Date Received: 12/02/20 10:10 — **Percent Solids: 95.6**

Analyte	Result	Qualifier	LOQ	LOD	DL	Unit	D	Analyzed	Dil Fac
Acetone	82	U M	82	82	41	ug/Kg	☼	12/13/20 12:52	1
Benzene	0.46	U	5.7	0.46	0.17	ug/Kg	☼	12/13/20 12:52	1
Bromobenzene	1.8	U	5.7	1.8	0.56	ug/Kg	☼	12/13/20 12:52	1
Bromochloromethane	5.7	U	5.7	5.7	2.8	ug/Kg	☼	12/13/20 12:52	1
Bromodichloromethane	5.7	U	5.7	5.7	2.4	ug/Kg	☼	12/13/20 12:52	1
Bromoform	5.8	U	5.8	5.8	2.9	ug/Kg	☼	12/13/20 12:52	1
Bromomethane	3.7	U	11	3.7	1.5	ug/Kg	☼	12/13/20 12:52	1
2-Butanone (MEK)	15	U	23	15	4.4	ug/Kg	☼	12/13/20 12:52	1
n-Butylbenzene	1.8	U	5.7	1.8	0.64	ug/Kg	☼	12/13/20 12:52	1
sec-Butylbenzene	1.8	U	5.7	1.8	0.88	ug/Kg	☼	12/13/20 12:52	1
tert-Butylbenzene	1.8	U	5.7	1.8	0.57	ug/Kg	☼	12/13/20 12:52	1
Carbon disulfide	5.7	U	5.7	5.7	1.9	ug/Kg	☼	12/13/20 12:52	1
Carbon tetrachloride	5.7	U	5.7	5.7	2.3	ug/Kg	☼	12/13/20 12:52	1
Chlorobenzene	5.7	U	5.7	5.7	2.4	ug/Kg	☼	12/13/20 12:52	1
Chloroethane	7.3	U	11	7.3	2.3	ug/Kg	☼	12/13/20 12:52	1
Chloroform	0.91	U	11	0.91	0.33	ug/Kg	☼	12/13/20 12:52	1
Chloromethane	1.8	U	11	1.8	0.88	ug/Kg	☼	12/13/20 12:52	1
4-Chlorotoluene	0.91	U	5.7	0.91	0.41	ug/Kg	☼	12/13/20 12:52	1
Dibromochloromethane	5.7	U	5.7	5.7	2.6	ug/Kg	☼	12/13/20 12:52	1
1,2-Dibromo-3-Chloropropane	11	U	11	11	4.2	ug/Kg	☼	12/13/20 12:52	1
Dichlorodifluoromethane	7.3	U	11	7.3	3.1	ug/Kg	☼	12/13/20 12:52	1
Dibromomethane	0.91	U	5.7	0.91	0.36	ug/Kg	☼	12/13/20 12:52	1

Method: 8260B - Volatile Organic Compounds (GC/MS) (Continued)

Client Sample ID: V-S10A-011220-360
Date Collected: 12/01/20 10:40
Date Received: 12/02/20 10:10

Lab Sample ID: 280-143328-2
Matrix: Solid
Percent Solids: 95.6

Analyte	Result	Qualifier	LOQ	LOD	DL	Unit	D	Analyzed	Dil Fac
Ethylene Dibromide	1.8	U	5.7	1.8	0.59	ug/Kg	☼	12/13/20 12:52	1
1,2-Dichlorobenzene	5.7	U	5.7	5.7	2.1	ug/Kg	☼	12/13/20 12:52	1
1,3-Dichlorobenzene	1.8	U	5.7	1.8	0.55	ug/Kg	☼	12/13/20 12:52	1
1,4-Dichlorobenzene	0.91	U	5.7	0.91	0.28	ug/Kg	☼	12/13/20 12:52	1
1,1-Dichloroethane	0.91	U	5.7	0.91	0.24	ug/Kg	☼	12/13/20 12:52	1
1,2-Dichloroethane	1.8	U	5.7	1.8	0.80	ug/Kg	☼	12/13/20 12:52	1
1,1-Dichloroethene	1.8	U	5.7	1.8	0.67	ug/Kg	☼	12/13/20 12:52	1
1,2-Dichloroethene, Total	1.8	U	5.7	1.8	0.45	ug/Kg	☼	12/13/20 12:52	1
cis-1,2-Dichloroethene	0.91	U	5.7	0.91	0.23	ug/Kg	☼	12/13/20 12:52	1
trans-1,2-Dichloroethene	0.91	U	5.7	0.91	0.45	ug/Kg	☼	12/13/20 12:52	1
1,2-Dichloropropane	1.8	U M	5.7	1.8	0.63	ug/Kg	☼	12/13/20 12:52	1
1,3-Dichloropropane	0.46	U	5.7	0.46	0.20	ug/Kg	☼	12/13/20 12:52	1
2,2-Dichloropropane	1.8	U	5.7	1.8	0.50	ug/Kg	☼	12/13/20 12:52	1
1,1-Dichloropropene	0.46	U	5.7	0.46	0.19	ug/Kg	☼	12/13/20 12:52	1
cis-1,3-Dichloropropene	0.46	U	5.7	0.46	0.11	ug/Kg	☼	12/13/20 12:52	1
trans-1,3-Dichloropropene	0.23	U	5.7	0.23	0.095	ug/Kg	☼	12/13/20 12:52	1
Ethylbenzene	0.91	U	5.7	0.91	0.35	ug/Kg	☼	12/13/20 12:52	1
2-Hexanone	15	U	23	15	5.6	ug/Kg	☼	12/13/20 12:52	1
Hexachlorobutadiene	5.7	U	5.7	5.7	2.5	ug/Kg	☼	12/13/20 12:52	1
Isopropylbenzene	5.7	U	5.7	5.7	2.8	ug/Kg	☼	12/13/20 12:52	1
4-Isopropyltoluene	3.7	U	5.7	3.7	1.3	ug/Kg	☼	12/13/20 12:52	1
Methylene Chloride	3.7	U	5.7	3.7	1.8	ug/Kg	☼	12/13/20 12:52	1
4-Methyl-2-pentanone (MIBK)	15	U M	23	15	5.0	ug/Kg	☼	12/13/20 12:52	1
Methyl tert-butyl ether	7.3	U	23	7.3	2.4	ug/Kg	☼	12/13/20 12:52	1
Naphthalene	7.6	U	7.6	7.6	3.8	ug/Kg	☼	12/13/20 12:52	1
N-Propylbenzene	1.8	U	5.7	1.8	0.66	ug/Kg	☼	12/13/20 12:52	1
Styrene	0.91	U	5.7	0.91	0.32	ug/Kg	☼	12/13/20 12:52	1
1,1,1,2-Tetrachloroethane	5.7	U	5.7	5.7	2.5	ug/Kg	☼	12/13/20 12:52	1
1,1,2,2-Tetrachloroethane	0.91	U	5.7	0.91	0.33	ug/Kg	☼	12/13/20 12:52	1
Tetrachloroethene	5.7	U	5.7	5.7	2.2	ug/Kg	☼	12/13/20 12:52	1
Toluene	0.91	U	5.7	0.91	0.26	ug/Kg	☼	12/13/20 12:52	1
1,2,3-Trichlorobenzene	3.7	U	5.7	3.7	0.92	ug/Kg	☼	12/13/20 12:52	1
1,1,1-Trichloroethane	5.7	U	5.7	5.7	2.3	ug/Kg	☼	12/13/20 12:52	1
1,1,2-Trichloroethane	3.7	U	5.7	3.7	1.0	ug/Kg	☼	12/13/20 12:52	1
Trichloroethene	5.7	U	5.7	5.7	2.2	ug/Kg	☼	12/13/20 12:52	1
Trichlorofluoromethane	11	U	11	11	3.7	ug/Kg	☼	12/13/20 12:52	1
1,2,4-Trichlorobenzene	1.8	U	5.7	1.8	0.83	ug/Kg	☼	12/13/20 12:52	1
1,2,3-Trichloropropane	0.91	U	5.7	0.91	0.25	ug/Kg	☼	12/13/20 12:52	1
1,2,4-Trimethylbenzene	5.7	U	5.7	5.7	2.6	ug/Kg	☼	12/13/20 12:52	1
1,3,5-Trimethylbenzene	5.7	U	5.7	5.7	2.8	ug/Kg	☼	12/13/20 12:52	1
Vinyl chloride	3.7	U	5.7	3.7	1.5	ug/Kg	☼	12/13/20 12:52	1
o-Xylene	0.91	U	5.7	0.91	0.30	ug/Kg	☼	12/13/20 12:52	1
m-Xylene & p-Xylene	3.7	U	3.7	3.7	1.2	ug/Kg	☼	12/13/20 12:52	1
2-Chlorotoluene	1.8	U	5.7	1.8	0.58	ug/Kg	☼	12/13/20 12:52	1

Surrogate	*%Recovery*	*Qualifier*	*Limits*	*Prepared*	*Analyzed*	*Dil Fac*
Toluene-d8 (Surr)	*98*		*85 - 116*	*12/02/20 20:11*	*12/13/20 12:52*	*1*
1,2-Dichloroethane-d4 (Surr)	*103*		*71 - 136*	*12/02/20 20:11*	*12/13/20 12:52*	*1*
4-Bromofluorobenzene (Surr)	*101*		*79 - 119*	*12/02/20 20:11*	*12/13/20 12:52*	*1*
Dibromofluoromethane (Surr)	*101*		*78 - 119*	*12/02/20 20:11*	*12/13/20 12:52*	*1*

Method: 8260B - Volatile Organic Compounds (GC/MS)

Client Sample ID: V-S10A-011225-360
Date Collected: 12/01/20 10:40
Date Received: 12/02/20 10:10

Lab Sample ID: 280-143328-4
Matrix: Solid
Percent Solids: 95.8

Analyte	Result	Qualifier	LOQ	LOD	DL	Unit	D	Analyzed	Dil Fac
Acetone	73	U M	73	73	36	ug/Kg	☼	12/13/20 13:15	1
Benzene	0.40	U	5.0	0.40	0.15	ug/Kg	☼	12/13/20 13:15	1
Bromobenzene	1.6	U	5.0	1.6	0.49	ug/Kg	☼	12/13/20 13:15	1
Bromochloromethane	5.0	U	5.0	5.0	2.5	ug/Kg	☼	12/13/20 13:15	1
Bromodichloromethane	5.0	U	5.0	5.0	2.1	ug/Kg	☼	12/13/20 13:15	1
Bromoform	5.1	U	5.1	5.1	2.6	ug/Kg	☼	12/13/20 13:15	1
Bromomethane	3.2	U	10	3.2	1.4	ug/Kg	☼	12/13/20 13:15	1
2-Butanone (MEK)	13	U	20	13	3.9	ug/Kg	☼	12/13/20 13:15	1
n-Butylbenzene	1.6	U	5.0	1.6	0.56	ug/Kg	☼	12/13/20 13:15	1
sec-Butylbenzene	1.6	U	5.0	1.6	0.78	ug/Kg	☼	12/13/20 13:15	1
tert-Butylbenzene	1.6	U	5.0	1.6	0.50	ug/Kg	☼	12/13/20 13:15	1
Carbon disulfide	5.0	U	5.0	5.0	1.7	ug/Kg	☼	12/13/20 13:15	1
Carbon tetrachloride	5.0	U	5.0	5.0	2.0	ug/Kg	☼	12/13/20 13:15	1
Chlorobenzene	5.0	U	5.0	5.0	2.1	ug/Kg	☼	12/13/20 13:15	1
Chloroethane	6.5	U	10	6.5	2.0	ug/Kg	☼	12/13/20 13:15	1
Chloroform	0.81	U	10	0.81	0.29	ug/Kg	☼	12/13/20 13:15	1
Chloromethane	1.6	U	10	1.6	0.78	ug/Kg	☼	12/13/20 13:15	1
4-Chlorotoluene	0.81	U	5.0	0.81	0.36	ug/Kg	☼	12/13/20 13:15	1
Dibromochloromethane	5.0	U	5.0	5.0	2.3	ug/Kg	☼	12/13/20 13:15	1
1,2-Dibromo-3-Chloropropane	10	U	10	10	3.7	ug/Kg	☼	12/13/20 13:15	1
Dichlorodifluoromethane	6.5	U	10	6.5	2.8	ug/Kg	☼	12/13/20 13:15	1
Dibromomethane	0.81	U	5.0	0.81	0.32	ug/Kg	☼	12/13/20 13:15	1
Ethylene Dibromide	1.6	U	5.0	1.6	0.52	ug/Kg	☼	12/13/20 13:15	1
1,2-Dichlorobenzene	5.0	U	5.0	5.0	1.9	ug/Kg	☼	12/13/20 13:15	1
1,3-Dichlorobenzene	1.6	U	5.0	1.6	0.48	ug/Kg	☼	12/13/20 13:15	1
1,4-Dichlorobenzene	0.81	U	5.0	0.81	0.25	ug/Kg	☼	12/13/20 13:15	1
1,1-Dichloroethane	0.81	U	5.0	0.81	0.21	ug/Kg	☼	12/13/20 13:15	1
1,2-Dichloroethane	1.6	U	5.0	1.6	0.71	ug/Kg	☼	12/13/20 13:15	1
1,1-Dichloroethene	1.6	U	5.0	1.6	0.59	ug/Kg	☼	12/13/20 13:15	1
1,2-Dichloroethene, Total	1.6	U	5.0	1.6	0.39	ug/Kg	☼	12/13/20 13:15	1
cis-1,2-Dichloroethene	0.81	U	5.0	0.81	0.20	ug/Kg	☼	12/13/20 13:15	1
trans-1,2-Dichloroethene	0.81	U	5.0	0.81	0.39	ug/Kg	☼	12/13/20 13:15	1
1,2-Dichloropropane	1.6	U M	5.0	1.6	0.55	ug/Kg	☼	12/13/20 13:15	1
1,3-Dichloropropane	0.40	U	5.0	0.40	0.17	ug/Kg	☼	12/13/20 13:15	1
2,2-Dichloropropane	1.6	U	5.0	1.6	0.44	ug/Kg	☼	12/13/20 13:15	1
1,1-Dichloropropene	0.40	U	5.0	0.40	0.17	ug/Kg	☼	12/13/20 13:15	1
cis-1,3-Dichloropropene	0.40	U	5.0	0.40	0.10	ug/Kg	☼	12/13/20 13:15	1
trans-1,3-Dichloropropene	0.20	U	5.0	0.20	0.084	ug/Kg	☼	12/13/20 13:15	1
Ethylbenzene	0.81	U	5.0	0.81	0.31	ug/Kg	☼	12/13/20 13:15	1
2-Hexanone	13	U	20	13	4.9	ug/Kg	☼	12/13/20 13:15	1
Hexachlorobutadiene	5.0	U	5.0	5.0	2.2	ug/Kg	☼	12/13/20 13:15	1
Isopropylbenzene	5.0	U	5.0	5.0	2.4	ug/Kg	☼	12/13/20 13:15	1
4-Isopropyltoluene	3.2	U	5.0	3.2	1.1	ug/Kg	☼	12/13/20 13:15	1
Methylene Chloride	3.2	U M	5.0	3.2	1.6	ug/Kg	☼	12/13/20 13:15	1
4-Methyl-2-pentanone (MIBK)	13	U M	20	13	4.4	ug/Kg	☼	12/13/20 13:15	1
Methyl tert-butyl ether	6.5	U	20	6.5	2.1	ug/Kg	☼	12/13/20 13:15	1
Naphthalene	6.8	U	6.8	6.8	3.3	ug/Kg	☼	12/13/20 13:15	1
N-Propylbenzene	1.6	U	5.0	1.6	0.58	ug/Kg	☼	12/13/20 13:15	1
Styrene	0.81	U	5.0	0.81	0.28	ug/Kg	☼	12/13/20 13:15	1

Method: 8260B - Volatile Organic Compounds (GC/MS) (Continued)

Client Sample ID: V-S10A-011225-360 — **Lab Sample ID: 280-143328-4**
Date Collected: 12/01/20 10:40 — **Matrix: Solid**
Date Received: 12/02/20 10:10 — **Percent Solids: 95.8**

Analyte	Result	Qualifier	LOQ	LOD	DL	Unit	D	Analyzed	Dil Fac
1,1,1,2-Tetrachloroethane	5.0	U	5.0	5.0	2.2	ug/Kg	☼	12/13/20 13:15	1
1,1,2,2-Tetrachloroethane	0.81	U M	5.0	0.81	0.29	ug/Kg	☼	12/13/20 13:15	1
Tetrachloroethene	5.0	U	5.0	5.0	1.9	ug/Kg	☼	12/13/20 13:15	1
Toluene	0.81	U	5.0	0.81	0.23	ug/Kg	☼	12/13/20 13:15	1
1,2,3-Trichlorobenzene	3.2	U	5.0	3.2	0.82	ug/Kg	☼	12/13/20 13:15	1
1,1,1-Trichloroethane	5.0	U	5.0	5.0	2.0	ug/Kg	☼	12/13/20 13:15	1
1,1,2-Trichloroethane	3.2	U	5.0	3.2	0.89	ug/Kg	☼	12/13/20 13:15	1
Trichloroethene	5.0	U	5.0	5.0	1.9	ug/Kg	☼	12/13/20 13:15	1
Trichlorofluoromethane	10	U	10	10	3.2	ug/Kg	☼	12/13/20 13:15	1
1,2,4-Trichlorobenzene	1.6	U	5.0	1.6	0.74	ug/Kg	☼	12/13/20 13:15	1
1,2,3-Trichloropropane	0.81	U M	5.0	0.81	0.22	ug/Kg	☼	12/13/20 13:15	1
1,2,4-Trimethylbenzene	5.0	U	5.0	5.0	2.3	ug/Kg	☼	12/13/20 13:15	1
1,3,5-Trimethylbenzene	5.0	U	5.0	5.0	2.4	ug/Kg	☼	12/13/20 13:15	1
Vinyl chloride	3.2	U	5.0	3.2	1.4	ug/Kg	☼	12/13/20 13:15	1
o-Xylene	0.81	U	5.0	0.81	0.27	ug/Kg	☼	12/13/20 13:15	1
m-Xylene & p-Xylene	3.2	U	3.2	3.2	1.0	ug/Kg	☼	12/13/20 13:15	1
2-Chlorotoluene	1.6	U	5.0	1.6	0.51	ug/Kg	☼	12/13/20 13:15	1

Surrogate	*%Recovery*	*Qualifier*	*Limits*	*Prepared*	*Analyzed*	*Dil Fac*
Toluene-d8 (Surr)	*100*		*85 - 116*	*12/02/20 20:11*	*12/13/20 13:15*	*1*
1,2-Dichloroethane-d4 (Surr)	*104*		*71 - 136*	*12/02/20 20:11*	*12/13/20 13:15*	*1*
4-Bromofluorobenzene (Surr)	*99*		*79 - 119*	*12/02/20 20:11*	*12/13/20 13:15*	*1*
Dibromofluoromethane (Surr)	*102*		*78 - 119*	*12/02/20 20:11*	*12/13/20 13:15*	*1*

Client Sample ID: V-S10A-011220-370 — **Lab Sample ID: 280-143328-6**
Date Collected: 12/01/20 13:00 — **Matrix: Solid**
Date Received: 12/02/20 10:10 — **Percent Solids: 97.1**

Analyte	Result	Qualifier	LOQ	LOD	DL	Unit	D	Analyzed	Dil Fac
Acetone	75	U M	75	75	37	ug/Kg	☼	12/13/20 13:37	1
Benzene	0.42	U M	5.2	0.42	0.16	ug/Kg	☼	12/13/20 13:37	1
Bromobenzene	1.7	U	5.2	1.7	0.51	ug/Kg	☼	12/13/20 13:37	1
Bromochloromethane	5.2	U	5.2	5.2	2.6	ug/Kg	☼	12/13/20 13:37	1
Bromodichloromethane	5.2	U	5.2	5.2	2.2	ug/Kg	☼	12/13/20 13:37	1
Bromoform	5.3	U	5.3	5.3	2.7	ug/Kg	☼	12/13/20 13:37	1
Bromomethane	3.3	U	10	3.3	1.4	ug/Kg	☼	12/13/20 13:37	1
2-Butanone (MEK)	13	U M	21	13	4.1	ug/Kg	☼	12/13/20 13:37	1
n-Butylbenzene	1.7	U	5.2	1.7	0.58	ug/Kg	☼	12/13/20 13:37	1
sec-Butylbenzene	1.7	U M	5.2	1.7	0.80	ug/Kg	☼	12/13/20 13:37	1
tert-Butylbenzene	1.7	U	5.2	1.7	0.52	ug/Kg	☼	12/13/20 13:37	1
Carbon disulfide	5.2	U	5.2	5.2	1.7	ug/Kg	☼	12/13/20 13:37	1
Carbon tetrachloride	5.2	U	5.2	5.2	2.1	ug/Kg	☼	12/13/20 13:37	1
Chlorobenzene	5.2	U	5.2	5.2	2.1	ug/Kg	☼	12/13/20 13:37	1
Chloroethane	6.7	U	10	6.7	2.1	ug/Kg	☼	12/13/20 13:37	1
Chloroform	0.83	U	10	0.83	0.30	ug/Kg	☼	12/13/20 13:37	1
Chloromethane	1.7	U	10	1.7	0.80	ug/Kg	☼	12/13/20 13:37	1
4-Chlorotoluene	0.83	U M	5.2	0.83	0.38	ug/Kg	☼	12/13/20 13:37	1
Dibromochloromethane	5.2	U	5.2	5.2	2.4	ug/Kg	☼	12/13/20 13:37	1
1,2-Dibromo-3-Chloropropane	10	U	10	10	3.8	ug/Kg	☼	12/13/20 13:37	1
Dichlorodifluoromethane	6.7	U	10	6.7	2.9	ug/Kg	☼	12/13/20 13:37	1
Dibromomethane	0.83	U	5.2	0.83	0.33	ug/Kg	☼	12/13/20 13:37	1

Method: 8260B - Volatile Organic Compounds (GC/MS) (Continued)

Client Sample ID: V-S10A-011220-370
Date Collected: 12/01/20 13:00
Date Received: 12/02/20 10:10

Lab Sample ID: 280-143328-6
Matrix: Solid
Percent Solids: 97.1

Analyte	Result	Qualifier	LOQ	LOD	DL	Unit	D	Analyzed	Dil Fac
Ethylene Dibromide	1.7	U	5.2	1.7	0.54	ug/Kg	☼	12/13/20 13:37	1
1,2-Dichlorobenzene	5.2	U	5.2	5.2	2.0	ug/Kg	☼	12/13/20 13:37	1
1,3-Dichlorobenzene	1.7	U	5.2	1.7	0.50	ug/Kg	☼	12/13/20 13:37	1
1,4-Dichlorobenzene	0.83	U	5.2	0.83	0.26	ug/Kg	☼	12/13/20 13:37	1
1,1-Dichloroethane	0.83	U	5.2	0.83	0.22	ug/Kg	☼	12/13/20 13:37	1
1,2-Dichloroethane	1.7	U	5.2	1.7	0.73	ug/Kg	☼	12/13/20 13:37	1
1,1-Dichloroethene	1.7	U	5.2	1.7	0.62	ug/Kg	☼	12/13/20 13:37	1
1,2-Dichloroethene, Total	1.7	U	5.2	1.7	0.41	ug/Kg	☼	12/13/20 13:37	1
cis-1,2-Dichloroethene	0.83	U	5.2	0.83	0.21	ug/Kg	☼	12/13/20 13:37	1
trans-1,2-Dichloroethene	0.83	U	5.2	0.83	0.41	ug/Kg	☼	12/13/20 13:37	1
1,2-Dichloropropane	1.7	U M	5.2	1.7	0.57	ug/Kg	☼	12/13/20 13:37	1
1,3-Dichloropropane	0.42	U	5.2	0.42	0.18	ug/Kg	☼	12/13/20 13:37	1
2,2-Dichloropropane	1.7	U	5.2	1.7	0.46	ug/Kg	☼	12/13/20 13:37	1
1,1-Dichloropropene	0.42	U	5.2	0.42	0.17	ug/Kg	☼	12/13/20 13:37	1
cis-1,3-Dichloropropene	0.42	U	5.2	0.42	0.10	ug/Kg	☼	12/13/20 13:37	1
trans-1,3-Dichloropropene	0.21	U	5.2	0.21	0.087	ug/Kg	☼	12/13/20 13:37	1
Ethylbenzene	0.83	U	5.2	0.83	0.32	ug/Kg	☼	12/13/20 13:37	1
2-Hexanone	13	U M	21	13	5.1	ug/Kg	☼	12/13/20 13:37	1
Hexachlorobutadiene	5.2	U	5.2	5.2	2.3	ug/Kg	☼	12/13/20 13:37	1
Isopropylbenzene	5.2	U M	5.2	5.2	2.5	ug/Kg	☼	12/13/20 13:37	1
4-Isopropyltoluene	3.3	U	5.2	3.3	1.2	ug/Kg	☼	12/13/20 13:37	1
Methylene Chloride	3.3	U M	5.2	3.3	1.7	ug/Kg	☼	12/13/20 13:37	1
4-Methyl-2-pentanone (MIBK)	13	U M	21	13	4.5	ug/Kg	☼	12/13/20 13:37	1
Methyl tert-butyl ether	6.7	U	21	6.7	2.2	ug/Kg	☼	12/13/20 13:37	1
Naphthalene	7.0	U	7.0	7.0	3.5	ug/Kg	☼	12/13/20 13:37	1
N-Propylbenzene	1.7	U	5.2	1.7	0.60	ug/Kg	☼	12/13/20 13:37	1
Styrene	0.83	U	5.2	0.83	0.29	ug/Kg	☼	12/13/20 13:37	1
1,1,1,2-Tetrachloroethane	5.2	U	5.2	5.2	2.3	ug/Kg	☼	12/13/20 13:37	1
1,1,2,2-Tetrachloroethane	0.83	U M	5.2	0.83	0.30	ug/Kg	☼	12/13/20 13:37	1
Tetrachloroethene	5.2	U	5.2	5.2	2.0	ug/Kg	☼	12/13/20 13:37	1
Toluene	**1.1**	**J**	5.2	0.83	0.24	ug/Kg	☼	12/13/20 13:37	1
1,2,3-Trichlorobenzene	3.3	U	5.2	3.3	0.84	ug/Kg	☼	12/13/20 13:37	1
1,1,1-Trichloroethane	5.2	U	5.2	5.2	2.1	ug/Kg	☼	12/13/20 13:37	1
1,1,2-Trichloroethane	3.3	U M	5.2	3.3	0.92	ug/Kg	☼	12/13/20 13:37	1
Trichloroethene	5.2	U	5.2	5.2	2.0	ug/Kg	☼	12/13/20 13:37	1
Trichlorofluoromethane	10	U	10	10	3.3	ug/Kg	☼	12/13/20 13:37	1
1,2,4-Trichlorobenzene	1.7	U	5.2	1.7	0.76	ug/Kg	☼	12/13/20 13:37	1
1,2,3-Trichloropropane	0.83	U M	5.2	0.83	0.23	ug/Kg	☼	12/13/20 13:37	1
1,2,4-Trimethylbenzene	5.2	U	5.2	5.2	2.4	ug/Kg	☼	12/13/20 13:37	1
1,3,5-Trimethylbenzene	5.2	U	5.2	5.2	2.5	ug/Kg	☼	12/13/20 13:37	1
Vinyl chloride	3.3	U	5.2	3.3	1.4	ug/Kg	☼	12/13/20 13:37	1
o-Xylene	**0.42**	**J**	5.2	0.83	0.28	ug/Kg	☼	12/13/20 13:37	1
m-Xylene & p-Xylene	3.3	U	3.3	3.3	1.1	ug/Kg	☼	12/13/20 13:37	1
2-Chlorotoluene	1.7	U	5.2	1.7	0.53	ug/Kg	☼	12/13/20 13:37	1

Surrogate	*%Recovery*	*Qualifier*	*Limits*	*Prepared*	*Analyzed*	*Dil Fac*
Toluene-d8 (Surr)	*100*		*85 - 116*	*12/02/20 20:11*	*12/13/20 13:37*	*1*
1,2-Dichloroethane-d4 (Surr)	*104*		*71 - 136*	*12/02/20 20:11*	*12/13/20 13:37*	*1*
4-Bromofluorobenzene (Surr)	*102*		*79 - 119*	*12/02/20 20:11*	*12/13/20 13:37*	*1*
Dibromofluoromethane (Surr)	*101*		*78 - 119*	*12/02/20 20:11*	*12/13/20 13:37*	*1*

Method: 8260B - Volatile Organic Compounds (GC/MS)

Client Sample ID: V-S10A-011220-380
Date Collected: 12/01/20 13:30
Date Received: 12/02/20 10:10

Lab Sample ID: 280-143328-8
Matrix: Solid
Percent Solids: 96.7

Analyte	Result	Qualifier	LOQ	LOD	DL	Unit	D	Analyzed	Dil Fac
Acetone	70	U M	70	70	35	ug/Kg	☼	12/13/20 13:59	1
Benzene	0.39	U	4.9	0.39	0.15	ug/Kg	☼	12/13/20 13:59	1
Bromobenzene	1.6	U	4.9	1.6	0.48	ug/Kg	☼	12/13/20 13:59	1
Bromochloromethane	4.9	U	4.9	4.9	2.4	ug/Kg	☼	12/13/20 13:59	1
Bromodichloromethane	4.9	U	4.9	4.9	2.1	ug/Kg	☼	12/13/20 13:59	1
Bromoform	5.0	U	5.0	5.0	2.5	ug/Kg	☼	12/13/20 13:59	1
Bromomethane	3.1	U	9.7	3.1	1.3	ug/Kg	☼	12/13/20 13:59	1
2-Butanone (MEK)	12	U	19	12	3.8	ug/Kg	☼	12/13/20 13:59	1
n-Butylbenzene	1.6	U	4.9	1.6	0.55	ug/Kg	☼	12/13/20 13:59	1
sec-Butylbenzene	1.6	U	4.9	1.6	0.75	ug/Kg	☼	12/13/20 13:59	1
tert-Butylbenzene	1.6	U	4.9	1.6	0.49	ug/Kg	☼	12/13/20 13:59	1
Carbon disulfide	4.9	U	4.9	4.9	1.6	ug/Kg	☼	12/13/20 13:59	1
Carbon tetrachloride	4.9	U	4.9	4.9	2.0	ug/Kg	☼	12/13/20 13:59	1
Chlorobenzene	4.9	U	4.9	4.9	2.0	ug/Kg	☼	12/13/20 13:59	1
Chloroethane	6.2	U	9.7	6.2	1.9	ug/Kg	☼	12/13/20 13:59	1
Chloroform	0.78	U	9.7	0.78	0.28	ug/Kg	☼	12/13/20 13:59	1
Chloromethane	1.6	U	9.7	1.6	0.75	ug/Kg	☼	12/13/20 13:59	1
4-Chlorotoluene	0.78	U	4.9	0.78	0.35	ug/Kg	☼	12/13/20 13:59	1
Dibromochloromethane	4.9	U	4.9	4.9	2.2	ug/Kg	☼	12/13/20 13:59	1
1,2-Dibromo-3-Chloropropane	9.7	U	9.7	9.7	3.6	ug/Kg	☼	12/13/20 13:59	1
Dichlorodifluoromethane	6.2	U	9.7	6.2	2.7	ug/Kg	☼	12/13/20 13:59	1
Dibromomethane	0.78	U	4.9	0.78	0.31	ug/Kg	☼	12/13/20 13:59	1
Ethylene Dibromide	1.6	U	4.9	1.6	0.51	ug/Kg	☼	12/13/20 13:59	1
1,2-Dichlorobenzene	4.9	U	4.9	4.9	1.8	ug/Kg	☼	12/13/20 13:59	1
1,3-Dichlorobenzene	1.6	U	4.9	1.6	0.47	ug/Kg	☼	12/13/20 13:59	1
1,4-Dichlorobenzene	0.78	U	4.9	0.78	0.24	ug/Kg	☼	12/13/20 13:59	1
1,1-Dichloroethane	0.78	U	4.9	0.78	0.20	ug/Kg	☼	12/13/20 13:59	1
1,2-Dichloroethane	1.6	U	4.9	1.6	0.68	ug/Kg	☼	12/13/20 13:59	1
1,1-Dichloroethene	1.6	U	4.9	1.6	0.58	ug/Kg	☼	12/13/20 13:59	1
1,2-Dichloroethene, Total	1.6	U	4.9	1.6	0.38	ug/Kg	☼	12/13/20 13:59	1
cis-1,2-Dichloroethene	0.78	U	4.9	0.78	0.20	ug/Kg	☼	12/13/20 13:59	1
trans-1,2-Dichloroethene	0.78	U	4.9	0.78	0.38	ug/Kg	☼	12/13/20 13:59	1
1,2-Dichloropropane	1.6	U M	4.9	1.6	0.54	ug/Kg	☼	12/13/20 13:59	1
1,3-Dichloropropane	0.39	U	4.9	0.39	0.17	ug/Kg	☼	12/13/20 13:59	1
2,2-Dichloropropane	1.6	U	4.9	1.6	0.43	ug/Kg	☼	12/13/20 13:59	1
1,1-Dichloropropene	0.39	U	4.9	0.39	0.16	ug/Kg	☼	12/13/20 13:59	1
cis-1,3-Dichloropropene	0.39	U	4.9	0.39	0.097	ug/Kg	☼	12/13/20 13:59	1
trans-1,3-Dichloropropene	0.19	U	4.9	0.19	0.081	ug/Kg	☼	12/13/20 13:59	1
Ethylbenzene	0.78	U	4.9	0.78	0.30	ug/Kg	☼	12/13/20 13:59	1
2-Hexanone	12	U	19	12	4.8	ug/Kg	☼	12/13/20 13:59	1
Hexachlorobutadiene	4.9	U	4.9	4.9	2.1	ug/Kg	☼	12/13/20 13:59	1
Isopropylbenzene	4.9	U	4.9	4.9	2.3	ug/Kg	☼	12/13/20 13:59	1
4-Isopropyltoluene	3.1	U	4.9	3.1	1.1	ug/Kg	☼	12/13/20 13:59	1
Methylene Chloride	3.1	U M	4.9	3.1	1.6	ug/Kg	☼	12/13/20 13:59	1
4-Methyl-2-pentanone (MIBK)	12	U	19	12	4.2	ug/Kg	☼	12/13/20 13:59	1
Methyl tert-butyl ether	6.2	U	19	6.2	2.1	ug/Kg	☼	12/13/20 13:59	1
Naphthalene	6.5	U	6.5	6.5	3.2	ug/Kg	☼	12/13/20 13:59	1
N-Propylbenzene	1.6	U	4.9	1.6	0.57	ug/Kg	☼	12/13/20 13:59	1
Styrene	0.78	U	4.9	0.78	0.27	ug/Kg	☼	12/13/20 13:59	1

Method: 8260B - Volatile Organic Compounds (GC/MS) (Continued)

Client Sample ID: V-S10A-011220-380 — **Lab Sample ID: 280-143328-8**
Date Collected: 12/01/20 13:30 — **Matrix: Solid**
Date Received: 12/02/20 10:10 — **Percent Solids: 96.7**

Analyte	Result	Qualifier	LOQ	LOD	DL	Unit	D	Analyzed	Dil Fac
1,1,1,2-Tetrachloroethane	4.9	U	4.9	4.9	2.2	ug/Kg	☼	12/13/20 13:59	1
1,1,2,2-Tetrachloroethane	0.78	U	4.9	0.78	0.28	ug/Kg	☼	12/13/20 13:59	1
Tetrachloroethene	4.9	U	4.9	4.9	1.9	ug/Kg	☼	12/13/20 13:59	1
Toluene	**0.35**	**J**	4.9	0.78	0.22	ug/Kg	☼	12/13/20 13:59	1
1,2,3-Trichlorobenzene	3.1	U	4.9	3.1	0.79	ug/Kg	☼	12/13/20 13:59	1
1,1,1-Trichloroethane	4.9	U	4.9	4.9	1.9	ug/Kg	☼	12/13/20 13:59	1
1,1,2-Trichloroethane	3.1	U	4.9	3.1	0.86	ug/Kg	☼	12/13/20 13:59	1
Trichloroethene	4.9	U	4.9	4.9	1.9	ug/Kg	☼	12/13/20 13:59	1
Trichlorofluoromethane	9.7	U	9.7	9.7	3.1	ug/Kg	☼	12/13/20 13:59	1
1,2,4-Trichlorobenzene	1.6	U	4.9	1.6	0.71	ug/Kg	☼	12/13/20 13:59	1
1,2,3-Trichloropropane	0.78	U	4.9	0.78	0.21	ug/Kg	☼	12/13/20 13:59	1
1,2,4-Trimethylbenzene	4.9	U	4.9	4.9	2.3	ug/Kg	☼	12/13/20 13:59	1
1,3,5-Trimethylbenzene	4.9	U	4.9	4.9	2.4	ug/Kg	☼	12/13/20 13:59	1
Vinyl chloride	3.1	U	4.9	3.1	1.3	ug/Kg	☼	12/13/20 13:59	1
o-Xylene	0.78	U	4.9	0.78	0.26	ug/Kg	☼	12/13/20 13:59	1
m-Xylene & p-Xylene	3.1	U	3.1	3.1	1.0	ug/Kg	☼	12/13/20 13:59	1
2-Chlorotoluene	1.6	U	4.9	1.6	0.50	ug/Kg	☼	12/13/20 13:59	1

Surrogate	*%Recovery*	*Qualifier*	*Limits*	*Prepared*	*Analyzed*	*Dil Fac*
Toluene-d8 (Surr)	*99*		*85 - 116*	*12/02/20 20:11*	*12/13/20 13:59*	*1*
1,2-Dichloroethane-d4 (Surr)	*104*		*71 - 136*	*12/02/20 20:11*	*12/13/20 13:59*	*1*
4-Bromofluorobenzene (Surr)	*100*		*79 - 119*	*12/02/20 20:11*	*12/13/20 13:59*	*1*
Dibromofluoromethane (Surr)	*99*		*78 - 119*	*12/02/20 20:11*	*12/13/20 13:59*	*1*

Method: 8015D GRO - Gasoline Range Organics (GRO)

Client Sample ID: TB-S10A-011220-01 — **Lab Sample ID: 280-143328-1**
Date Collected: 12/01/20 12:00 — **Matrix: Water**
Date Received: 12/02/20 10:10

Analyte	Result	Qualifier	LOQ	LOD	DL	Unit	D	Analyzed	Dil Fac
Gasoline Range Organics (GRO)-C6-C10	25	U	25	25	10	ug/L		12/10/20 00:51	1

Surrogate	*%Recovery*	*Qualifier*	*Limits*	*Prepared*	*Analyzed*	*Dil Fac*
a,a,a-Trifluorotoluene	*87*		*82 - 110*		*12/10/20 00:51*	*1*

Client Sample ID: P-S10A-011220-360 — **Lab Sample ID: 280-143328-3**
Date Collected: 12/01/20 10:40 — **Matrix: Solid**
Date Received: 12/02/20 10:10 — **Percent Solids: 95.5**

Analyte	Result	Qualifier	LOQ	LOD	DL	Unit	D	Analyzed	Dil Fac
Gasoline Range Organics (GRO)-C6-C10	2.1	U	2.1	2.1	0.79	mg/Kg	☼	12/05/20 07:12	1

Surrogate	*%Recovery*	*Qualifier*	*Limits*	*Prepared*	*Analyzed*	*Dil Fac*
a,a,a-Trifluorotoluene (Surr)	*96*		*77 - 123*	*12/02/20 19:37*	*12/05/20 07:12*	*1*

Client Sample ID: P-S10A-011225-360 — **Lab Sample ID: 280-143328-5**
Date Collected: 12/01/20 10:40 — **Matrix: Solid**
Date Received: 12/02/20 10:10 — **Percent Solids: 95.5**

Analyte	Result	Qualifier	LOQ	LOD	DL	Unit	D	Analyzed	Dil Fac
Gasoline Range Organics (GRO)-C6-C10	2.3	U	2.3	2.3	0.88	mg/Kg	☼	12/05/20 07:36	1

Method: 8015D GRO - Gasoline Range Organics (GRO) (Continued)

Surrogate	%Recovery	Qualifier	Limits	Prepared	Analyzed	Dil Fac
a,a,a-Trifluorotoluene (Surr)	96		77 - 123	12/02/20 19:37	12/05/20 07:36	1

Client Sample ID: P-S10A-011220-370 — **Lab Sample ID: 280-143328-7**
Date Collected: 12/01/20 13:00 — **Matrix: Solid**
Date Received: 12/02/20 10:10 — **Percent Solids: 97.3**

Analyte	Result	Qualifier	LOQ	LOD	DL	Unit	D	Analyzed	Dil Fac
Gasoline Range Organics (GRO)-C6-C10	**1.6**	**J**	2.1	2.1	0.78	mg/Kg	☼	12/05/20 08:00	1

Surrogate	%Recovery	Qualifier	Limits	Prepared	Analyzed	Dil Fac
a,a,a-Trifluorotoluene (Surr)	91		77 - 123	12/02/20 19:37	12/05/20 08:00	1

Client Sample ID: P-S10A-011220-380 — **Lab Sample ID: 280-143328-9**
Date Collected: 12/01/20 13:30 — **Matrix: Solid**
Date Received: 12/02/20 10:10 — **Percent Solids: 96.4**

Analyte	Result	Qualifier	LOQ	LOD	DL	Unit	D	Analyzed	Dil Fac
Gasoline Range Organics (GRO)-C6-C10	2.2	U	2.2	2.2	0.82	mg/Kg	☼	12/05/20 08:24	1

Surrogate	%Recovery	Qualifier	Limits	Prepared	Analyzed	Dil Fac
a,a,a-Trifluorotoluene (Surr)	91		77 - 123	12/02/20 19:37	12/05/20 08:24	1

Method: 8015D DRO - Diesel Range Organics (DRO) (GC)

Client Sample ID: P-S10A-011220-360 — **Lab Sample ID: 280-143328-3**
Date Collected: 12/01/20 10:40 — **Matrix: Solid**
Date Received: 12/02/20 10:10 — **Percent Solids: 95.5**

Analyte	Result	Qualifier	LOQ	LOD	DL	Unit	D	Analyzed	Dil Fac
Diesel Range Organics [C10-C28]	8.2	U	8.2	8.2	3.7	mg/Kg	☼	12/10/20 23:35	1
Motor Oil (C20-C38)	24	U	24	24	8.0	mg/Kg	☼	12/10/20 23:35	1

Surrogate	%Recovery	Qualifier	Limits	Prepared	Analyzed	Dil Fac
o-Terphenyl (Surr)	63		45 - 130	12/03/20 07:36	12/10/20 23:35	1
n-Octacosane	81		25 - 162	12/03/20 07:36	12/10/20 23:35	1

Client Sample ID: P-S10A-011225-360 — **Lab Sample ID: 280-143328-5**
Date Collected: 12/01/20 10:40 — **Matrix: Solid**
Date Received: 12/02/20 10:10 — **Percent Solids: 95.5**

Analyte	Result	Qualifier	LOQ	LOD	DL	Unit	D	Analyzed	Dil Fac
Diesel Range Organics [C10-C28]	8.3	U	8.3	8.3	3.8	mg/Kg	☼	12/11/20 01:29	1
Motor Oil (C20-C38)	24	U	25	24	8.1	mg/Kg	☼	12/11/20 01:29	1

Surrogate	%Recovery	Qualifier	Limits	Prepared	Analyzed	Dil Fac
o-Terphenyl (Surr)	64		45 - 130	12/03/20 07:36	12/11/20 01:29	1
n-Octacosane	82		25 - 162	12/03/20 07:36	12/11/20 01:29	1

Client Sample ID: P-S10A-011220-370 — **Lab Sample ID: 280-143328-7**
Date Collected: 12/01/20 13:00 — **Matrix: Solid**
Date Received: 12/02/20 10:10 — **Percent Solids: 97.3**

Analyte	Result	Qualifier	LOQ	LOD	DL	Unit	D	Analyzed	Dil Fac
Diesel Range Organics [C10-C28]	8.1	U	8.1	8.1	3.7	mg/Kg	☼	12/11/20 01:52	1
Motor Oil (C20-C38)	24	U	24	24	7.9	mg/Kg	☼	12/11/20 01:52	1

Surrogate	%Recovery	Qualifier	Limits	Prepared	Analyzed	Dil Fac
o-Terphenyl (Surr)	67		45 - 130	12/03/20 07:36	12/11/20 01:52	1
n-Octacosane	84		25 - 162	12/03/20 07:36	12/11/20 01:52	1

Method: 8015D DRO - Diesel Range Organics (DRO) (GC)

Client Sample ID: P-S10A-011220-380 — **Lab Sample ID: 280-143328-9**
Date Collected: 12/01/20 13:30 — **Matrix: Solid**
Date Received: 12/02/20 10:10 — **Percent Solids: 96.4**

Analyte	Result	Qualifier	LOQ	LOD	DL	Unit	D	Analyzed	Dil Fac
Diesel Range Organics [C10-C28]	7.6	U	7.6	7.6	3.5	mg/Kg	☼	12/11/20 02:14	1
Motor Oil (C20-C38)	22	U	23	22	7.5	mg/Kg	☼	12/11/20 02:14	1

Surrogate	*%Recovery*	*Qualifier*	*Limits*	*Prepared*	*Analyzed*	*Dil Fac*
o-Terphenyl (Surr)	*62*		*45 - 130*	*12/03/20 07:36*	*12/11/20 02:14*	*1*
n-Octacosane	*78*		*25 - 162*	*12/03/20 07:36*	*12/11/20 02:14*	*1*

General Chemistry

Client Sample ID: V-S10A-011220-360 — **Lab Sample ID: 280-143328-2**
Date Collected: 12/01/20 10:40 — **Matrix: Solid**
Date Received: 12/02/20 10:10 — **Percent Solids: 95.6**

Analyte	Result	Qualifier	LOQ	LOD	DL	Unit	D	Analyzed	Dil Fac
Percent Moisture	**4.4**		0.1	0.05	0.1	%		12/04/20 12:34	1

Client Sample ID: P-S10A-011220-360 — **Lab Sample ID: 280-143328-3**
Date Collected: 12/01/20 10:40 — **Matrix: Solid**
Date Received: 12/02/20 10:10 — **Percent Solids: 95.5**

Analyte	Result	Qualifier	LOQ	LOD	DL	Unit	D	Analyzed	Dil Fac
Percent Moisture	**4.5**		0.1	0.05	0.1	%		12/04/20 12:34	1

Client Sample ID: V-S10A-011225-360 — **Lab Sample ID: 280-143328-4**
Date Collected: 12/01/20 10:40 — **Matrix: Solid**
Date Received: 12/02/20 10:10 — **Percent Solids: 95.8**

Analyte	Result	Qualifier	LOQ	LOD	DL	Unit	D	Analyzed	Dil Fac
Percent Moisture	**4.2**		0.1	0.05	0.1	%		12/04/20 12:34	1

Client Sample ID: P-S10A-011225-360 — **Lab Sample ID: 280-143328-5**
Date Collected: 12/01/20 10:40 — **Matrix: Solid**
Date Received: 12/02/20 10:10 — **Percent Solids: 95.5**

Analyte	Result	Qualifier	LOQ	LOD	DL	Unit	D	Analyzed	Dil Fac
Percent Moisture	**4.5**		0.1	0.05	0.1	%		12/04/20 12:34	1

Client Sample ID: V-S10A-011220-370 — **Lab Sample ID: 280-143328-6**
Date Collected: 12/01/20 13:00 — **Matrix: Solid**
Date Received: 12/02/20 10:10 — **Percent Solids: 97.1**

Analyte	Result	Qualifier	LOQ	LOD	DL	Unit	D	Analyzed	Dil Fac
Percent Moisture	**2.9**		0.1	0.05	0.1	%		12/04/20 12:34	1

Client Sample ID: P-S10A-011220-370 — **Lab Sample ID: 280-143328-7**
Date Collected: 12/01/20 13:00 — **Matrix: Solid**
Date Received: 12/02/20 10:10 — **Percent Solids: 97.3**

Analyte	Result	Qualifier	LOQ	LOD	DL	Unit	D	Analyzed	Dil Fac
Percent Moisture	**2.7**		0.1	0.05	0.1	%		12/04/20 12:34	1

Client Sample ID: V-S10A-011220-380 — **Lab Sample ID: 280-143328-8**
Date Collected: 12/01/20 13:30 — **Matrix: Solid**
Date Received: 12/02/20 10:10 — **Percent Solids: 96.7**

Analyte	Result	Qualifier	LOQ	LOD	DL	Unit	D	Analyzed	Dil Fac
Percent Moisture	**3.3**		0.1	0.05	0.1	%		12/04/20 12:34	1

Client Sample Results

Client: EA Engineering, Science, and Technology
Project/Site: Kirtland AFB Vadose Zone Coring

Job ID: 280-143328-1

General Chemistry

Client Sample ID: P-S10A-011220-380
Date Collected: 12/01/20 13:30
Date Received: 12/02/20 10:10

Lab Sample ID: 280-143328-9
Matrix: Solid
Percent Solids: 96.4

Analyte	Result	Qualifier	LOQ	LOD	DL	Unit	D	Analyzed	Dil Fac
Percent Moisture	3.6		0.1	0.05	0.1	%		12/04/20 12:34	1

Surrogate Summary

Client: EA Engineering, Science, and Technology
Project/Site: Kirtland AFB Vadose Zone Coring

Job ID: 280-143328-1

Method: 8260B - Volatile Organic Compounds (GC/MS)

Matrix: Solid **Prep Type: Total/NA**

		Percent Surrogate Recovery (Acceptance Limits)			
		TOL	DCA	BFB	DBFM
Lab Sample ID	Client Sample ID	(85-116)	(71-136)	(79-119)	(78-119)
280-143328-2	V-S10A-011220-360	98	103	101	101
280-143328-4	V-S10A-011225-360	100	104	99	102
280-143328-6	V-S10A-011220-370	100	104	102	101
280-143328-8	V-S10A-011220-380	99	104	100	99
LCS 280-518993/3-A	Lab Control Sample	98	101	103	100
LCSD 280-518993/5-A	Lab Control Sample Dup	99	100	100	100
MB 280-518993/1-A	Method Blank	97	105	99	102

Surrogate Legend

TOL = Toluene-d8 (Surr)
DCA = 1,2-Dichloroethane-d4 (Surr)
BFB = 4-Bromofluorobenzene (Surr)
DBFM = Dibromofluoromethane (Surr)

Method: 8260B - Volatile Organic Compounds (GC/MS)

Matrix: Water **Prep Type: Total/NA**

		Percent Surrogate Recovery (Acceptance Limits)			
		TOL	DCA	BFB	DBFM
Lab Sample ID	Client Sample ID	(89-112)	(81-118)	(85-114)	(80-119)
280-143328-1	TB-S10A-011220-01	100	100	100	101
LCS 280-520108/4	Lab Control Sample	99	97	101	96
LCSD 280-520108/5	Lab Control Sample Dup	101	99	103	98
MB 280-520108/9	Method Blank	99	98	100	102

Surrogate Legend

TOL = Toluene-d8 (Surr)
DCA = 1,2-Dichloroethane-d4 (Surr)
BFB = 4-Bromofluorobenzene (Surr)
DBFM = Dibromofluoromethane (Surr)

Method: 8015D GRO - Gasoline Range Organics (GRO)

Matrix: Solid **Prep Type: Total/NA**

		Percent Surrogate Recovery (Acceptance Limits)
		TFT1
Lab Sample ID	Client Sample ID	(77-123)
280-143328-3	P-S10A-011220-360	96
280-143328-5	P-S10A-011225-360	96
280-143328-7	P-S10A-011220-370	91
280-143328-9	P-S10A-011220-380	91
LCS 280-518214/3-A	Lab Control Sample	101
LCSD 280-518214/5-A	Lab Control Sample Dup	100
MB 280-518991/1-A	Method Blank	96

Surrogate Legend

TFT = a,a,a-Trifluorotoluene (Surr)

Surrogate Summary

Client: EA Engineering, Science, and Technology
Project/Site: Kirtland AFB Vadose Zone Coring

Job ID: 280-143328-1

Method: 8015D GRO - Gasoline Range Organics (GRO)

Matrix: Water **Prep Type: Total/NA**

		Percent Surrogate Recovery (Acceptance Limits)						
Lab Sample ID	Client Sample ID	TFT1 (82-110)						
280-143328-1	TB-S10A-011220-01	87						
LCS 280-519873/3	Lab Control Sample	84						
LCSD 280-519873/4	Lab Control Sample Dup	82						
MB 280-519873/5	Method Blank	87						

Surrogate Legend

TFT = a,a,a-Trifluorotoluene

Method: 8015D DRO - Diesel Range Organics (DRO) (GC)

Matrix: Solid **Prep Type: Total/NA**

		Percent Surrogate Recovery (Acceptance Limits)						
Lab Sample ID	Client Sample ID	OTPH1 (45-130)	OTCN1 (25-162)					
280-143328-3	P-S10A-011220-360	63	81					
280-143328-3 MS	P-S10A-011220-360	77	80					
280-143328-3 MS	P-S10A-011220-360	70	103					
280-143328-3 MSD	P-S10A-011220-360	91	94					
280-143328-3 MSD	P-S10A-011220-360	67	100					
280-143328-5	P-S10A-011225-360	64	82					
280-143328-7	P-S10A-011220-370	67	84					
280-143328-9	P-S10A-011220-380	62	78					
LCS 280-519009/2-A	Lab Control Sample	85	85					
LCS 280-519009/3-A	Lab Control Sample	75	101					
MB 280-519009/1-A	Method Blank	64	85					

Surrogate Legend

OTPH = o-Terphenyl (Surr)
OTCN = n-Octacosane

Method: 8260B - Volatile Organic Compounds (GC/MS)

Lab Sample ID: MB 280-518993/1-A
Matrix: Solid
Analysis Batch: 520285

Client Sample ID: Method Blank
Prep Type: Total/NA
Prep Batch: 518993

Analyte	MB Result	MB Qualifier	LOQ	LOD	DL	Unit	D	Analyzed	Dil Fac
Acetone	72	U M	72	72	36	ug/Kg		12/13/20 12:08	1
Benzene	0.40	U	5.0	0.40	0.15	ug/Kg		12/13/20 12:08	1
Bromobenzene	1.6	U	5.0	1.6	0.49	ug/Kg		12/13/20 12:08	1
Bromochloromethane	5.0	U	5.0	5.0	2.5	ug/Kg		12/13/20 12:08	1
Bromodichloromethane	5.0	U	5.0	5.0	2.1	ug/Kg		12/13/20 12:08	1
Bromoform	5.1	U	5.1	5.1	2.6	ug/Kg		12/13/20 12:08	1
Bromomethane	3.2	U	10	3.2	1.4	ug/Kg		12/13/20 12:08	1
2-Butanone (MEK)	13	U	20	13	3.9	ug/Kg		12/13/20 12:08	1
n-Butylbenzene	1.6	U	5.0	1.6	0.56	ug/Kg		12/13/20 12:08	1
sec-Butylbenzene	1.6	U	5.0	1.6	0.77	ug/Kg		12/13/20 12:08	1
tert-Butylbenzene	1.6	U	5.0	1.6	0.50	ug/Kg		12/13/20 12:08	1
Carbon disulfide	5.0	U	5.0	5.0	1.7	ug/Kg		12/13/20 12:08	1
Carbon tetrachloride	5.0	U	5.0	5.0	2.0	ug/Kg		12/13/20 12:08	1
Chlorobenzene	5.0	U	5.0	5.0	2.1	ug/Kg		12/13/20 12:08	1
Chloroethane	6.4	U	10	6.4	2.0	ug/Kg		12/13/20 12:08	1
Chloroform	0.80	U	10	0.80	0.29	ug/Kg		12/13/20 12:08	1
Chloromethane	1.6	U	10	1.6	0.77	ug/Kg		12/13/20 12:08	1
4-Chlorotoluene	0.80	U	5.0	0.80	0.36	ug/Kg		12/13/20 12:08	1
Dibromochloromethane	5.0	U	5.0	5.0	2.3	ug/Kg		12/13/20 12:08	1
1,2-Dibromo-3-Chloropropane	10	U	10	10	3.7	ug/Kg		12/13/20 12:08	1
Dichlorodifluoromethane	6.4	U	10	6.4	2.7	ug/Kg		12/13/20 12:08	1
Dibromomethane	0.80	U	5.0	0.80	0.32	ug/Kg		12/13/20 12:08	1
Ethylene Dibromide	1.6	U	5.0	1.6	0.52	ug/Kg		12/13/20 12:08	1
1,2-Dichlorobenzene	5.0	U	5.0	5.0	1.9	ug/Kg		12/13/20 12:08	1
1,3-Dichlorobenzene	1.6	U	5.0	1.6	0.48	ug/Kg		12/13/20 12:08	1
1,4-Dichlorobenzene	0.80	U	5.0	0.80	0.25	ug/Kg		12/13/20 12:08	1
1,1-Dichloroethane	0.80	U	5.0	0.80	0.21	ug/Kg		12/13/20 12:08	1
1,2-Dichloroethane	1.6	U	5.0	1.6	0.70	ug/Kg		12/13/20 12:08	1
1,1-Dichloroethene	1.6	U	5.0	1.6	0.59	ug/Kg		12/13/20 12:08	1
1,2-Dichloroethene, Total	1.6	U	5.0	1.6	0.39	ug/Kg		12/13/20 12:08	1
cis-1,2-Dichloroethene	0.80	U	5.0	0.80	0.20	ug/Kg		12/13/20 12:08	1
trans-1,2-Dichloroethene	0.80	U	5.0	0.80	0.39	ug/Kg		12/13/20 12:08	1
1,2-Dichloropropane	1.6	U M	5.0	1.6	0.55	ug/Kg		12/13/20 12:08	1
1,3-Dichloropropane	0.40	U	5.0	0.40	0.17	ug/Kg		12/13/20 12:08	1
2,2-Dichloropropane	1.6	U	5.0	1.6	0.44	ug/Kg		12/13/20 12:08	1
1,1-Dichloropropene	0.40	U	5.0	0.40	0.16	ug/Kg		12/13/20 12:08	1
cis-1,3-Dichloropropene	0.40	U	5.0	0.40	0.10	ug/Kg		12/13/20 12:08	1
trans-1,3-Dichloropropene	0.20	U	5.0	0.20	0.083	ug/Kg		12/13/20 12:08	1
Ethylbenzene	0.80	U	5.0	0.80	0.31	ug/Kg		12/13/20 12:08	1
2-Hexanone	13	U M	20	13	4.9	ug/Kg		12/13/20 12:08	1
Hexachlorobutadiene	5.0	U	5.0	5.0	2.2	ug/Kg		12/13/20 12:08	1
Isopropylbenzene	5.0	U	5.0	5.0	2.4	ug/Kg		12/13/20 12:08	1
4-Isopropyltoluene	3.2	U	5.0	3.2	1.1	ug/Kg		12/13/20 12:08	1
Methylene Chloride	3.2	U	5.0	3.2	1.6	ug/Kg		12/13/20 12:08	1
4-Methyl-2-pentanone (MIBK)	13	U M	20	13	4.4	ug/Kg		12/13/20 12:08	1
Methyl tert-butyl ether	6.4	U	20	6.4	2.1	ug/Kg		12/13/20 12:08	1
Naphthalene	6.7	U	6.7	6.7	3.3	ug/Kg		12/13/20 12:08	1
N-Propylbenzene	1.6	U	5.0	1.6	0.58	ug/Kg		12/13/20 12:08	1

Method: 8260B - Volatile Organic Compounds (GC/MS) (Continued)

Lab Sample ID: MB 280-518993/1-A
Matrix: Solid
Analysis Batch: 520285

Client Sample ID: Method Blank
Prep Type: Total/NA
Prep Batch: 518993

Analyte	MB Result	MB Qualifier	LOQ	LOD	DL	Unit	D	Analyzed	Dil Fac
Styrene	0.80	U	5.0	0.80	0.28	ug/Kg		12/13/20 12:08	1
1,1,1,2-Tetrachloroethane	5.0	U	5.0	5.0	2.2	ug/Kg		12/13/20 12:08	1
1,1,2,2-Tetrachloroethane	0.80	U	5.0	0.80	0.29	ug/Kg		12/13/20 12:08	1
Tetrachloroethene	5.0	U	5.0	5.0	1.9	ug/Kg		12/13/20 12:08	1
Toluene	0.80	U	5.0	0.80	0.23	ug/Kg		12/13/20 12:08	1
1,2,3-Trichlorobenzene	3.2	U	5.0	3.2	0.81	ug/Kg		12/13/20 12:08	1
1,1,1-Trichloroethane	5.0	U	5.0	5.0	2.0	ug/Kg		12/13/20 12:08	1
1,1,2-Trichloroethane	3.2	U	5.0	3.2	0.88	ug/Kg		12/13/20 12:08	1
Trichloroethene	5.0	U	5.0	5.0	1.9	ug/Kg		12/13/20 12:08	1
Trichlorofluoromethane	10	U	10	10	3.2	ug/Kg		12/13/20 12:08	1
1,2,4-Trichlorobenzene	1.6	U	5.0	1.6	0.73	ug/Kg		12/13/20 12:08	1
1,2,3-Trichloropropane	0.80	U	5.0	0.80	0.22	ug/Kg		12/13/20 12:08	1
1,2,4-Trimethylbenzene	5.0	U	5.0	5.0	2.3	ug/Kg		12/13/20 12:08	1
1,3,5-Trimethylbenzene	5.0	U	5.0	5.0	2.4	ug/Kg		12/13/20 12:08	1
Vinyl chloride	3.2	U M	5.0	3.2	1.3	ug/Kg		12/13/20 12:08	1
o-Xylene	0.80	U	5.0	0.80	0.27	ug/Kg		12/13/20 12:08	1
m-Xylene & p-Xylene	3.2	U M	3.2	3.2	1.0	ug/Kg		12/13/20 12:08	1
2-Chlorotoluene	1.6	U	5.0	1.6	0.51	ug/Kg		12/13/20 12:08	1

Surrogate	*MB %Recovery*	*MB Qualifier*	*Limits*	*Prepared*	*Analyzed*	*Dil Fac*
Toluene-d8 (Surr)	*97*		*85 - 116*	*12/02/20 20:11*	*12/13/20 12:08*	*1*
1,2-Dichloroethane-d4 (Surr)	*105*		*71 - 136*	*12/02/20 20:11*	*12/13/20 12:08*	*1*
4-Bromofluorobenzene (Surr)	*99*		*79 - 119*	*12/02/20 20:11*	*12/13/20 12:08*	*1*
Dibromofluoromethane (Surr)	*102*		*78 - 119*	*12/02/20 20:11*	*12/13/20 12:08*	*1*

Lab Sample ID: LCS 280-518993/3-A
Matrix: Solid
Analysis Batch: 520285

Client Sample ID: Lab Control Sample
Prep Type: Total/NA
Prep Batch: 518993

Analyte	Spike Added	LCS Result	LCS Qualifier	Unit	D	%Rec	%Rec. Limits
Acetone	200	234		ug/Kg		117	36 - 164
Benzene	50.0	45.6		ug/Kg		91	77 - 121
Bromobenzene	50.0	48.5		ug/Kg		97	78 - 121
Bromochloromethane	50.0	47.7		ug/Kg		95	78 - 125
Bromodichloromethane	50.0	46.1		ug/Kg		92	75 - 127
Bromoform	50.0	44.9		ug/Kg		90	67 - 132
Bromomethane	50.0	47.8		ug/Kg		96	53 - 143
2-Butanone (MEK)	200	183		ug/Kg		92	51 - 148
n-Butylbenzene	50.0	48.3		ug/Kg		97	70 - 128
sec-Butylbenzene	50.0	47.3		ug/Kg		95	73 - 126
tert-Butylbenzene	50.0	47.4		ug/Kg		95	73 - 125
Carbon disulfide	50.0	46.9		ug/Kg		94	63 - 132
Carbon tetrachloride	50.0	44.4		ug/Kg		89	70 - 135
Chlorobenzene	50.0	45.2		ug/Kg		90	79 - 120
Chloroethane	50.0	52.4		ug/Kg		105	59 - 139
Chloroform	50.0	44.7		ug/Kg		89	78 - 123
Chloromethane	50.0	40.2		ug/Kg		80	50 - 136
4-Chlorotoluene	50.0	46.6		ug/Kg		93	72 - 124

Method: 8260B - Volatile Organic Compounds (GC/MS) (Continued)

Lab Sample ID: LCS 280-518993/3-A
Matrix: Solid
Analysis Batch: 520285

Client Sample ID: Lab Control Sample
Prep Type: Total/NA
Prep Batch: 518993

Analyte	Spike Added	LCS Result	LCS Qualifier	Unit	D	%Rec	%Rec. Limits
Dibromochloromethane	50.0	44.2		ug/Kg		88	74 - 126
1,2-Dibromo-3-Chloropropane	50.0	41.8		ug/Kg		84	61 - 132
Dichlorodifluoromethane	50.0	41.6		ug/Kg		83	29 - 149
Dibromomethane	50.0	45.8		ug/Kg		92	78 - 125
Ethylene Dibromide	50.0	46.0		ug/Kg		92	78 - 122
1,2-Dichlorobenzene	50.0	45.9		ug/Kg		92	78 - 121
1,3-Dichlorobenzene	50.0	46.9		ug/Kg		94	77 - 121
1,4-Dichlorobenzene	50.0	45.7		ug/Kg		91	75 - 120
1,1-Dichloroethane	50.0	46.7		ug/Kg		93	76 - 125
1,2-Dichloroethane	50.0	43.3		ug/Kg		87	73 - 128
1,1-Dichloroethene	50.0	47.5		ug/Kg		95	70 - 131
cis-1,2-Dichloroethene	50.0	48.3		ug/Kg		97	77 - 123
trans-1,2-Dichloroethene	50.0	47.8		ug/Kg		96	74 - 125
1,2-Dichloropropane	50.0	43.4		ug/Kg		87	76 - 123
1,3-Dichloropropane	50.0	46.6		ug/Kg		93	77 - 121
2,2-Dichloropropane	50.0	49.9		ug/Kg		100	67 - 133
1,1-Dichloropropene	50.0	45.7		ug/Kg		91	76 - 125
cis-1,3-Dichloropropene	50.0	47.7		ug/Kg		95	74 - 126
trans-1,3-Dichloropropene	50.0	45.3		ug/Kg		91	71 - 130
Ethylbenzene	50.0	46.4		ug/Kg		93	76 - 122
2-Hexanone	200	189		ug/Kg		95	53 - 145
Hexachlorobutadiene	50.0	47.2		ug/Kg		94	61 - 135
Isopropylbenzene	50.0	46.8		ug/Kg		94	68 - 134
4-Isopropyltoluene	50.0	47.2		ug/Kg		94	73 - 127
Methylene Chloride	50.0	45.4		ug/Kg		91	70 - 128
4-Methyl-2-pentanone (MIBK)	200	201		ug/Kg		100	65 - 135
Methyl tert-butyl ether	50.0	45.6		ug/Kg		91	73 - 125
Naphthalene	50.0	46.7		ug/Kg		93	62 - 129
N-Propylbenzene	50.0	49.0		ug/Kg		98	73 - 125
Styrene	50.0	48.0		ug/Kg		96	76 - 124
1,1,1,2-Tetrachloroethane	50.0	47.7		ug/Kg		95	78 - 125
1,1,2,2-Tetrachloroethane	50.0	44.9		ug/Kg		90	70 - 124
Tetrachloroethene	50.0	46.2		ug/Kg		92	73 - 128
Toluene	50.0	45.0		ug/Kg		90	77 - 121
1,2,3-Trichlorobenzene	50.0	47.7		ug/Kg		95	66 - 130
1,1,1-Trichloroethane	50.0	47.5		ug/Kg		95	73 - 130
1,1,2-Trichloroethane	50.0	47.4		ug/Kg		95	78 - 121
Trichloroethene	50.0	44.5		ug/Kg		89	77 - 123
Trichlorofluoromethane	50.0	52.9		ug/Kg		106	62 - 140
1,2,4-Trichlorobenzene	50.0	47.7		ug/Kg		95	67 - 129
1,2,3-Trichloropropane	50.0	47.3		ug/Kg		95	73 - 125
1,2,4-Trimethylbenzene	50.0	48.1		ug/Kg		96	75 - 123
1,3,5-Trimethylbenzene	50.0	47.6		ug/Kg		95	73 - 124
Vinyl chloride	50.0	49.0		ug/Kg		98	56 - 135
o-Xylene	50.0	45.3		ug/Kg		91	77 - 123
m-Xylene & p-Xylene	50.0	45.3		ug/Kg		91	77 - 124
2-Chlorotoluene	50.0	46.2		ug/Kg		92	75 - 122

Method: 8260B - Volatile Organic Compounds (GC/MS) (Continued)

Lab Sample ID: LCS 280-518993/3-A
Matrix: Solid
Analysis Batch: 520285

Client Sample ID: Lab Control Sample
Prep Type: Total/NA
Prep Batch: 518993

Surrogate	*LCS %Recovery*	*LCS Qualifier*	*Limits*
Toluene-d8 (Surr)	*98*		*85 - 116*
1,2-Dichloroethane-d4 (Surr)	*101*		*71 - 136*
4-Bromofluorobenzene (Surr)	*103*		*79 - 119*
Dibromofluoromethane (Surr)	*100*		*78 - 119*

Lab Sample ID: LCSD 280-518993/5-A
Matrix: Solid
Analysis Batch: 520285

Client Sample ID: Lab Control Sample Dup
Prep Type: Total/NA
Prep Batch: 518993

Analyte	Spike Added	LCSD Result	LCSD Qualifier	Unit	D	%Rec	%Rec. Limits	RPD	RPD Limit
Acetone	200	255		ug/Kg		128	36 - 164	9	20
Benzene	50.0	48.2		ug/Kg		96	77 - 121	5	20
Bromobenzene	50.0	49.6		ug/Kg		99	78 - 121	2	20
Bromochloromethane	50.0	49.2		ug/Kg		98	78 - 125	3	20
Bromodichloromethane	50.0	49.3		ug/Kg		99	75 - 127	7	20
Bromoform	50.0	47.5		ug/Kg		95	67 - 132	6	20
Bromomethane	50.0	49.7		ug/Kg		99	53 - 143	4	20
2-Butanone (MEK)	200	203		ug/Kg		102	51 - 148	10	20
n-Butylbenzene	50.0	49.4		ug/Kg		99	70 - 128	2	20
sec-Butylbenzene	50.0	49.0		ug/Kg		98	73 - 126	4	20
tert-Butylbenzene	50.0	49.0		ug/Kg		98	73 - 125	3	20
Carbon disulfide	50.0	50.2		ug/Kg		100	63 - 132	7	20
Carbon tetrachloride	50.0	48.1		ug/Kg		96	70 - 135	8	20
Chlorobenzene	50.0	47.6		ug/Kg		95	79 - 120	5	20
Chloroethane	50.0	52.2		ug/Kg		104	59 - 139	0	20
Chloroform	50.0	46.9		ug/Kg		94	78 - 123	5	20
Chloromethane	50.0	42.1		ug/Kg		84	50 - 136	5	20
4-Chlorotoluene	50.0	48.4		ug/Kg		97	72 - 124	4	20
Dibromochloromethane	50.0	47.8		ug/Kg		96	74 - 126	8	20
1,2-Dibromo-3-Chloropropane	50.0	44.6		ug/Kg		89	61 - 132	7	20
Dichlorodifluoromethane	50.0	42.6		ug/Kg		85	29 - 149	2	20
Dibromomethane	50.0	48.7		ug/Kg		97	78 - 125	6	20
Ethylene Dibromide	50.0	48.2		ug/Kg		96	78 - 122	5	20
1,2-Dichlorobenzene	50.0	47.1		ug/Kg		94	78 - 121	3	20
1,3-Dichlorobenzene	50.0	48.4		ug/Kg		97	77 - 121	3	20
1,4-Dichlorobenzene	50.0	46.7		ug/Kg		93	75 - 120	2	20
1,1-Dichloroethane	50.0	50.1		ug/Kg		100	76 - 125	7	20
1,2-Dichloroethane	50.0	46.1		ug/Kg		92	73 - 128	6	20
1,1-Dichloroethene	50.0	50.4		ug/Kg		101	70 - 131	6	20
cis-1,2-Dichloroethene	50.0	50.0		ug/Kg		100	77 - 123	3	20
trans-1,2-Dichloroethene	50.0	50.2		ug/Kg		100	74 - 125	5	20
1,2-Dichloropropane	50.0	46.1		ug/Kg		92	76 - 123	6	20
1,3-Dichloropropane	50.0	50.1		ug/Kg		100	77 - 121	7	20
2,2-Dichloropropane	50.0	53.2		ug/Kg		106	67 - 133	6	20
1,1-Dichloropropene	50.0	48.9		ug/Kg		98	76 - 125	7	20
cis-1,3-Dichloropropene	50.0	50.8		ug/Kg		102	74 - 126	6	20
trans-1,3-Dichloropropene	50.0	48.5		ug/Kg		97	71 - 130	7	20
Ethylbenzene	50.0	48.9		ug/Kg		98	76 - 122	5	20

Method: 8260B - Volatile Organic Compounds (GC/MS) (Continued)

Lab Sample ID: LCSD 280-518993/5-A
Matrix: Solid
Analysis Batch: 520285

Client Sample ID: Lab Control Sample Dup
Prep Type: Total/NA
Prep Batch: 518993

Analyte	Spike Added	LCSD Result	LCSD Qualifier	Unit	D	%Rec	%Rec. Limits	RPD	RPD Limit
2-Hexanone	200	210		ug/Kg		105	53 - 145	11	20
Hexachlorobutadiene	50.0	49.1		ug/Kg		98	61 - 135	4	20
Isopropylbenzene	50.0	48.5		ug/Kg		97	68 - 134	4	20
4-Isopropyltoluene	50.0	48.3		ug/Kg		97	73 - 127	2	20
Methylene Chloride	50.0	48.1		ug/Kg		96	70 - 128	6	20
4-Methyl-2-pentanone (MIBK)	200	221		ug/Kg		110	65 - 135	10	20
Methyl tert-butyl ether	50.0	49.1		ug/Kg		98	73 - 125	7	20
Naphthalene	50.0	50.5		ug/Kg		101	62 - 129	8	20
N-Propylbenzene	50.0	50.8		ug/Kg		102	73 - 125	4	20
Styrene	50.0	50.0		ug/Kg		100	76 - 124	4	20
1,1,1,2-Tetrachloroethane	50.0	50.6		ug/Kg		101	78 - 125	6	20
1,1,2,2-Tetrachloroethane	50.0	47.3		ug/Kg		95	70 - 124	5	20
Tetrachloroethene	50.0	48.2		ug/Kg		96	73 - 128	4	20
Toluene	50.0	47.4		ug/Kg		95	77 - 121	5	20
1,2,3-Trichlorobenzene	50.0	50.4		ug/Kg		101	66 - 130	6	20
1,1,1-Trichloroethane	50.0	50.3		ug/Kg		101	73 - 130	6	20
1,1,2-Trichloroethane	50.0	49.0		ug/Kg		98	78 - 121	3	20
Trichloroethene	50.0	47.7		ug/Kg		95	77 - 123	7	20
Trichlorofluoromethane	50.0	55.5		ug/Kg		111	62 - 140	5	20
1,2,4-Trichlorobenzene	50.0	49.1		ug/Kg		98	67 - 129	3	20
1,2,3-Trichloropropane	50.0	49.4		ug/Kg		99	73 - 125	4	20
1,2,4-Trimethylbenzene	50.0	48.9		ug/Kg		98	75 - 123	2	20
1,3,5-Trimethylbenzene	50.0	49.0		ug/Kg		98	73 - 124	3	20
Vinyl chloride	50.0	50.3		ug/Kg		101	56 - 135	3	20
o-Xylene	50.0	47.9		ug/Kg		96	77 - 123	6	20
m-Xylene & p-Xylene	50.0	47.7		ug/Kg		95	77 - 124	5	20
2-Chlorotoluene	50.0	47.8		ug/Kg		96	75 - 122	3	20

Surrogate	*LCSD %Recovery*	*LCSD Qualifier*	*Limits*
Toluene-d8 (Surr)	*99*		*85 - 116*
1,2-Dichloroethane-d4 (Surr)	*100*		*71 - 136*
4-Bromofluorobenzene (Surr)	*100*		*79 - 119*
Dibromofluoromethane (Surr)	*100*		*78 - 119*

Lab Sample ID: MB 280-520108/9
Matrix: Water
Analysis Batch: 520108

Client Sample ID: Method Blank
Prep Type: Total/NA

Analyte	MB Result	MB Qualifier	LOQ	LOD	DL	Unit	D	Analyzed	Dil Fac
Acetone	6.4	U	10	6.4	1.9	ug/L		12/11/20 13:15	1
Benzene	0.40	U	1.0	0.40	0.16	ug/L		12/11/20 13:15	1
Bromobenzene	0.40	U	1.0	0.40	0.17	ug/L		12/11/20 13:15	1
Bromochloromethane	0.20	U	1.0	0.20	0.10	ug/L		12/11/20 13:15	1
Bromodichloromethane	0.40	U	1.0	0.40	0.17	ug/L		12/11/20 13:15	1
Bromoform	1.0	U	1.0	1.0	0.46	ug/L		12/11/20 13:15	1
Bromomethane	0.80	U	2.0	0.80	0.21	ug/L		12/11/20 13:15	1
2-Butanone (MEK)	4.0	U	6.0	4.0	2.0	ug/L		12/11/20 13:15	1
n-Butylbenzene	0.80	U	1.0	0.80	0.14	ug/L		12/11/20 13:15	1

Method: 8260B - Volatile Organic Compounds (GC/MS) (Continued)

Lab Sample ID: MB 280-520108/9
Matrix: Water
Analysis Batch: 520108

Client Sample ID: Method Blank
Prep Type: Total/NA

Analyte	MB Result	MB Qualifier	LOQ	LOD	DL	Unit	D	Analyzed	Dil Fac
sec-Butylbenzene	0.40	U	1.0	0.40	0.17	ug/L		12/11/20 13:15	1
tert-Butylbenzene	0.40	U	1.0	0.40	0.16	ug/L		12/11/20 13:15	1
Carbon disulfide	0.80	U	2.0	0.80	0.17	ug/L		12/11/20 13:15	1
Carbon tetrachloride	0.40	U	2.0	0.40	0.19	ug/L		12/11/20 13:15	1
Chlorobenzene	0.40	U	1.0	0.40	0.17	ug/L		12/11/20 13:15	1
Chloroethane	1.6	U	2.0	1.6	0.41	ug/L		12/11/20 13:15	1
Chloroform	0.40	U	1.0	0.40	0.16	ug/L		12/11/20 13:15	1
Chloromethane	0.80	U	2.0	0.80	0.30	ug/L		12/11/20 13:15	1
4-Chlorotoluene	0.80	U	1.0	0.80	0.21	ug/L		12/11/20 13:15	1
Dibromochloromethane	0.40	U	1.0	0.40	0.17	ug/L		12/11/20 13:15	1
1,2-Dibromo-3-Chloropropane	1.6	U	5.0	1.6	0.47	ug/L		12/11/20 13:15	1
Dichlorodifluoromethane	0.80	U	2.0	0.80	0.31	ug/L		12/11/20 13:15	1
Dibromomethane	0.40	U	1.0	0.40	0.17	ug/L		12/11/20 13:15	1
Ethylene Dibromide	0.40	U	1.0	0.40	0.18	ug/L		12/11/20 13:15	1
1,2-Dichlorobenzene	0.40	U	1.0	0.40	0.15	ug/L		12/11/20 13:15	1
1,3-Dichlorobenzene	0.40	U	1.0	0.40	0.13	ug/L		12/11/20 13:15	1
1,4-Dichlorobenzene	0.40	U	1.0	0.40	0.16	ug/L		12/11/20 13:15	1
1,1-Dichloroethane	0.80	U	1.0	0.80	0.22	ug/L		12/11/20 13:15	1
1,2-Dichloroethane	0.40	U	1.0	0.40	0.13	ug/L		12/11/20 13:15	1
1,1-Dichloroethene	0.80	U	1.0	0.80	0.23	ug/L		12/11/20 13:15	1
1,2-Dichloroethene, Total	0.40	U	1.0	0.40	0.15	ug/L		12/11/20 13:15	1
cis-1,2-Dichloroethene	0.40	U	1.0	0.40	0.15	ug/L		12/11/20 13:15	1
trans-1,2-Dichloroethene	0.40	U	1.0	0.40	0.15	ug/L		12/11/20 13:15	1
1,2-Dichloropropane	0.40	U	1.0	0.40	0.18	ug/L		12/11/20 13:15	1
1,3-Dichloropropane	0.20	U	1.0	0.20	0.090	ug/L		12/11/20 13:15	1
2,2-Dichloropropane	0.80	U	1.0	0.80	0.38	ug/L		12/11/20 13:15	1
1,1-Dichloropropene	0.40	U	1.0	0.40	0.19	ug/L		12/11/20 13:15	1
cis-1,3-Dichloropropene	0.40	U	1.0	0.40	0.16	ug/L		12/11/20 13:15	1
trans-1,3-Dichloropropene	0.40	U	1.0	0.40	0.19	ug/L		12/11/20 13:15	1
Ethylbenzene	0.40	U	1.0	0.40	0.16	ug/L		12/11/20 13:15	1
2-Hexanone	4.0	U	5.0	4.0	1.7	ug/L		12/11/20 13:15	1
Hexachlorobutadiene	0.80	U	1.0	0.80	0.36	ug/L		12/11/20 13:15	1
Isopropylbenzene	0.40	U	1.0	0.40	0.19	ug/L		12/11/20 13:15	1
4-Isopropyltoluene	0.40	U	1.0	0.40	0.20	ug/L		12/11/20 13:15	1
Methylene Chloride	2.0	U	5.0	2.0	0.94	ug/L		12/11/20 13:15	1
4-Methyl-2-pentanone (MIBK)	3.2	U	5.0	3.2	0.98	ug/L		12/11/20 13:15	1
Methyl tert-butyl ether	0.80	U	5.0	0.80	0.25	ug/L		12/11/20 13:15	1
Naphthalene	0.80	U	1.0	0.80	0.22	ug/L		12/11/20 13:15	1
N-Propylbenzene	0.40	U	1.0	0.40	0.16	ug/L		12/11/20 13:15	1
Styrene	0.80	U	1.0	0.80	0.36	ug/L		12/11/20 13:15	1
1,1,1,2-Tetrachloroethane	0.80	U	1.0	0.80	0.21	ug/L		12/11/20 13:15	1
1,1,2,2-Tetrachloroethane	0.80	U	1.0	0.80	0.21	ug/L		12/11/20 13:15	1
Tetrachloroethene	0.40	U	1.0	0.40	0.20	ug/L		12/11/20 13:15	1
Toluene	0.40	U	1.0	0.40	0.17	ug/L		12/11/20 13:15	1
1,2,3-Trichlorobenzene	0.80	U	1.0	0.80	0.21	ug/L		12/11/20 13:15	1
1,1,1-Trichloroethane	0.40	U	1.0	0.40	0.16	ug/L		12/11/20 13:15	1
1,1,2-Trichloroethane	0.80	U	1.0	0.80	0.27	ug/L		12/11/20 13:15	1
Trichloroethene	0.40	U	1.0	0.40	0.16	ug/L		12/11/20 13:15	1
Trichlorofluoromethane	0.80	U	2.0	0.80	0.29	ug/L		12/11/20 13:15	1

Method: 8260B - Volatile Organic Compounds (GC/MS) (Continued)

Lab Sample ID: MB 280-520108/9
Matrix: Water
Analysis Batch: 520108

Client Sample ID: Method Blank
Prep Type: Total/NA

Analyte	MB Result	MB Qualifier	LOQ	LOD	DL	Unit	D	Analyzed	Dil Fac
1,2,4-Trichlorobenzene	0.80	U	1.0	0.80	0.21	ug/L		12/11/20 13:15	1
1,2,3-Trichloropropane	0.80	U	3.0	0.80	0.33	ug/L		12/11/20 13:15	1
1,2,4-Trimethylbenzene	0.40	U	1.0	0.40	0.15	ug/L		12/11/20 13:15	1
1,3,5-Trimethylbenzene	0.40	U	1.0	0.40	0.16	ug/L		12/11/20 13:15	1
Vinyl chloride	0.20	U	1.5	0.20	0.10	ug/L		12/11/20 13:15	1
o-Xylene	0.40	U	1.0	0.40	0.19	ug/L		12/11/20 13:15	1
m-Xylene & p-Xylene	0.80	U	2.0	0.80	0.15	ug/L		12/11/20 13:15	1
2-Chlorotoluene	0.40	U	1.0	0.40	0.17	ug/L		12/11/20 13:15	1

Surrogate	*MB %Recovery*	*MB Qualifier*	*Limits*	*Prepared*	*Analyzed*	*Dil Fac*
Toluene-d8 (Surr)	*99*		*89 - 112*		*12/11/20 13:15*	*1*
1,2-Dichloroethane-d4 (Surr)	*98*		*81 - 118*		*12/11/20 13:15*	*1*
4-Bromofluorobenzene (Surr)	*100*		*85 - 114*		*12/11/20 13:15*	*1*
Dibromofluoromethane (Surr)	*102*		*80 - 119*		*12/11/20 13:15*	*1*

Lab Sample ID: LCS 280-520108/4
Matrix: Water
Analysis Batch: 520108

Client Sample ID: Lab Control Sample
Prep Type: Total/NA

Analyte	Spike Added	LCS Result	LCS Qualifier	Unit	D	%Rec	%Rec. Limits
Acetone	100	94.9		ug/L		95	39 - 160
Benzene	25.0	26.5		ug/L		106	79 - 120
Bromobenzene	25.0	26.3		ug/L		105	80 - 120
Bromochloromethane	25.0	25.9		ug/L		104	78 - 123
Bromodichloromethane	25.0	26.4		ug/L		106	79 - 125
Bromoform	25.0	24.4		ug/L		98	66 - 130
Bromomethane	25.0	27.5		ug/L		110	53 - 141
2-Butanone (MEK)	100	91.2		ug/L		91	56 - 143
n-Butylbenzene	25.0	28.3		ug/L		113	75 - 128
sec-Butylbenzene	25.0	27.5		ug/L		110	77 - 126
tert-Butylbenzene	25.0	27.7		ug/L		111	78 - 124
Carbon disulfide	25.0	27.5		ug/L		110	64 - 133
Carbon tetrachloride	25.0	28.7		ug/L		115	72 - 136
Chlorobenzene	25.0	26.4		ug/L		105	82 - 118
Chloroethane	25.0	26.7		ug/L		107	60 - 138
Chloroform	25.0	26.3		ug/L		105	79 - 124
Chloromethane	25.0	25.7		ug/L		103	50 - 139
4-Chlorotoluene	25.0	27.4		ug/L		110	78 - 122
Dibromochloromethane	25.0	27.5		ug/L		110	74 - 126
1,2-Dibromo-3-Chloropropane	25.0	26.7		ug/L		107	62 - 128
Dichlorodifluoromethane	25.0	27.5		ug/L		110	32 - 152
Dibromomethane	25.0	25.1		ug/L		100	79 - 123
Ethylene Dibromide	25.0	27.3		ug/L		109	77 - 121
1,2-Dichlorobenzene	25.0	26.9		ug/L		108	80 - 119
1,3-Dichlorobenzene	25.0	26.9		ug/L		108	80 - 119
1,4-Dichlorobenzene	25.0	26.4		ug/L		105	79 - 118
1,1-Dichloroethane	25.0	26.6		ug/L		106	77 - 125
1,2-Dichloroethane	25.0	24.6		ug/L		98	73 - 128

Method: 8260B - Volatile Organic Compounds (GC/MS) (Continued)

Lab Sample ID: LCS 280-520108/4
Matrix: Water
Analysis Batch: 520108

Client Sample ID: Lab Control Sample
Prep Type: Total/NA

Analyte	Spike Added	LCS Result	LCS Qualifier	Unit	D	%Rec	%Rec. Limits
1,1-Dichloroethene	25.0	28.7		ug/L		115	71 - 131
cis-1,2-Dichloroethene	25.0	26.0		ug/L		104	78 - 123
trans-1,2-Dichloroethene	25.0	26.8		ug/L		107	75 - 124
1,2-Dichloropropane	25.0	26.0		ug/L		104	78 - 122
1,3-Dichloropropane	25.0	26.8		ug/L		107	80 - 119
2,2-Dichloropropane	25.0	29.4		ug/L		118	60 - 139
1,1-Dichloropropene	25.0	28.5		ug/L		114	79 - 125
cis-1,3-Dichloropropene	25.0	27.1		ug/L		108	75 - 124
trans-1,3-Dichloropropene	25.0	27.1		ug/L		109	73 - 127
Ethylbenzene	25.0	27.7		ug/L		111	79 - 121
2-Hexanone	100	108		ug/L		108	57 - 139
Hexachlorobutadiene	25.0	27.7		ug/L		111	66 - 134
Isopropylbenzene	25.0	27.5		ug/L		110	72 - 131
4-Isopropyltoluene	25.0	27.3		ug/L		109	77 - 127
Methylene Chloride	25.0	25.8		ug/L		103	74 - 124
4-Methyl-2-pentanone (MIBK)	100	108		ug/L		108	67 - 130
Methyl tert-butyl ether	25.0	27.4		ug/L		110	71 - 124
Naphthalene	25.0	26.3		ug/L		105	61 - 128
N-Propylbenzene	25.0	27.3		ug/L		109	76 - 126
Styrene	25.0	26.1		ug/L		104	78 - 123
1,1,1,2-Tetrachloroethane	25.0	24.9		ug/L		100	78 - 124
1,1,2,2-Tetrachloroethane	25.0	26.9		ug/L		108	71 - 121
Tetrachloroethene	25.0	24.9		ug/L		100	74 - 129
Toluene	25.0	26.4		ug/L		105	80 - 121
1,2,3-Trichlorobenzene	25.0	27.3		ug/L		109	69 - 129
1,1,1-Trichloroethane	25.0	28.6		ug/L		114	74 - 131
1,1,2-Trichloroethane	25.0	26.3		ug/L		105	80 - 119
Trichloroethene	25.0	27.1		ug/L		108	79 - 123
Trichlorofluoromethane	25.0	28.2		ug/L		113	65 - 141
1,2,4-Trichlorobenzene	25.0	26.3		ug/L		105	69 - 130
1,2,3-Trichloropropane	25.0	25.7		ug/L		103	73 - 122
1,2,4-Trimethylbenzene	25.0	27.6		ug/L		110	76 - 124
1,3,5-Trimethylbenzene	25.0	27.4		ug/L		109	75 - 124
Vinyl chloride	25.0	26.8		ug/L		107	58 - 137
o-Xylene	25.0	26.5		ug/L		106	78 - 122
m-Xylene & p-Xylene	25.0	26.7		ug/L		107	80 - 121
2-Chlorotoluene	25.0	25.2		ug/L		101	79 - 122

Surrogate	*LCS %Recovery*	*LCS Qualifier*	*Limits*
Toluene-d8 (Surr)	*99*		*89 - 112*
1,2-Dichloroethane-d4 (Surr)	*97*		*81 - 118*
4-Bromofluorobenzene (Surr)	*101*		*85 - 114*
Dibromofluoromethane (Surr)	*96*		*80 - 119*

Method: 8260B - Volatile Organic Compounds (GC/MS) (Continued)

Lab Sample ID: LCSD 280-520108/5
Matrix: Water
Analysis Batch: 520108

Client Sample ID: Lab Control Sample Dup
Prep Type: Total/NA

Analyte	Spike Added	LCSD Result	LCSD Qualifier	Unit	D	%Rec	%Rec. Limits	RPD	RPD Limit
Acetone	100	87.9		ug/L		88	39 - 160	8	20
Benzene	25.0	26.7		ug/L		107	79 - 120	1	20
Bromobenzene	25.0	27.8		ug/L		111	80 - 120	6	20
Bromochloromethane	25.0	26.4		ug/L		105	78 - 123	2	20
Bromodichloromethane	25.0	26.3		ug/L		105	79 - 125	0	20
Bromoform	25.0	24.5		ug/L		98	66 - 130	0	20
Bromomethane	25.0	28.4		ug/L		114	53 - 141	3	20
2-Butanone (MEK)	100	83.4		ug/L		83	56 - 143	9	20
n-Butylbenzene	25.0	28.7		ug/L		115	75 - 128	1	20
sec-Butylbenzene	25.0	29.1		ug/L		116	77 - 126	6	20
tert-Butylbenzene	25.0	29.4		ug/L		117	78 - 124	6	20
Carbon disulfide	25.0	27.8		ug/L		111	64 - 133	1	20
Carbon tetrachloride	25.0	29.3		ug/L		117	72 - 136	2	20
Chlorobenzene	25.0	26.8		ug/L		107	82 - 118	2	20
Chloroethane	25.0	27.1		ug/L		108	60 - 138	1	20
Chloroform	25.0	27.1		ug/L		108	79 - 124	3	20
Chloromethane	25.0	27.3		ug/L		109	50 - 139	6	20
4-Chlorotoluene	25.0	28.5		ug/L		114	78 - 122	4	20
Dibromochloromethane	25.0	27.5		ug/L		110	74 - 126	0	20
1,2-Dibromo-3-Chloropropane	25.0	26.4		ug/L		106	62 - 128	1	20
Dichlorodifluoromethane	25.0	28.4		ug/L		113	32 - 152	3	20
Dibromomethane	25.0	25.1		ug/L		100	79 - 123	0	20
Ethylene Dibromide	25.0	27.0		ug/L		108	77 - 121	1	20
1,2-Dichlorobenzene	25.0	27.2		ug/L		109	80 - 119	1	20
1,3-Dichlorobenzene	25.0	27.6		ug/L		110	80 - 119	2	20
1,4-Dichlorobenzene	25.0	27.8		ug/L		111	79 - 118	5	20
1,1-Dichloroethane	25.0	27.3		ug/L		109	77 - 125	3	20
1,2-Dichloroethane	25.0	26.0		ug/L		104	73 - 128	5	20
1,1-Dichloroethene	25.0	28.8		ug/L		115	71 - 131	0	20
cis-1,2-Dichloroethene	25.0	27.1		ug/L		108	78 - 123	4	20
trans-1,2-Dichloroethene	25.0	27.7		ug/L		111	75 - 124	3	20
1,2-Dichloropropane	25.0	26.8		ug/L		107	78 - 122	3	20
1,3-Dichloropropane	25.0	26.4		ug/L		106	80 - 119	1	20
2,2-Dichloropropane	25.0	29.0		ug/L		116	60 - 139	1	20
1,1-Dichloropropene	25.0	29.5		ug/L		118	79 - 125	3	20
cis-1,3-Dichloropropene	25.0	27.6		ug/L		111	75 - 124	2	20
trans-1,3-Dichloropropene	25.0	25.8		ug/L		103	73 - 127	5	20
Ethylbenzene	25.0	29.1		ug/L		117	79 - 121	5	20
2-Hexanone	100	103		ug/L		103	57 - 139	5	20
Hexachlorobutadiene	25.0	27.6		ug/L		110	66 - 134	1	20
Isopropylbenzene	25.0	28.7		ug/L		115	72 - 131	5	20
4-Isopropyltoluene	25.0	28.7		ug/L		115	77 - 127	5	20
Methylene Chloride	25.0	25.7		ug/L		103	74 - 124	0	20
4-Methyl-2-pentanone (MIBK)	100	103		ug/L		103	67 - 130	4	20
Methyl tert-butyl ether	25.0	26.5		ug/L		106	71 - 124	3	20
Naphthalene	25.0	25.6		ug/L		102	61 - 128	3	20
N-Propylbenzene	25.0	29.1		ug/L		116	76 - 126	6	20
Styrene	25.0	27.2		ug/L		109	78 - 123	4	20

Method: 8260B - Volatile Organic Compounds (GC/MS) (Continued)

Lab Sample ID: LCSD 280-520108/5
Matrix: Water
Analysis Batch: 520108

Client Sample ID: Lab Control Sample Dup
Prep Type: Total/NA

Analyte			Spike Added	LCSD Result	LCSD Qualifier	Unit	D	%Rec	%Rec. Limits	RPD	RPD Limit
1,1,1,2-Tetrachloroethane			25.0	26.0		ug/L		104	78 - 124	4	20
1,1,2,2-Tetrachloroethane			25.0	26.2		ug/L		105	71 - 121	3	20
Tetrachloroethene			25.0	27.2		ug/L		109	74 - 129	9	20
Toluene			25.0	26.5		ug/L		106	80 - 121	0	20
1,2,3-Trichlorobenzene			25.0	27.6		ug/L		110	69 - 129	1	20
1,1,1-Trichloroethane			25.0	28.7		ug/L		115	74 - 131	0	20
1,1,2-Trichloroethane			25.0	26.4		ug/L		106	80 - 119	0	20
Trichloroethene			25.0	28.6		ug/L		114	79 - 123	5	20
Trichlorofluoromethane			25.0	28.1		ug/L		112	65 - 141	0	20
1,2,4-Trichlorobenzene			25.0	27.0		ug/L		108	69 - 130	2	20
1,2,3-Trichloropropane			25.0	25.1		ug/L		101	73 - 122	2	20
1,2,4-Trimethylbenzene			25.0	28.6		ug/L		114	76 - 124	4	20
1,3,5-Trimethylbenzene			25.0	27.9		ug/L		112	75 - 124	2	20
Vinyl chloride			25.0	27.5		ug/L		110	58 - 137	3	20
o-Xylene			25.0	27.3		ug/L		109	78 - 122	3	20
m-Xylene & p-Xylene			25.0	27.8		ug/L		111	80 - 121	4	20
2-Chlorotoluene			25.0	26.6		ug/L		106	79 - 122	5	20

Surrogate	*LCSD %Recovery*	*LCSD Qualifier*	*Limits*
Toluene-d8 (Surr)	*101*		*89 - 112*
1,2-Dichloroethane-d4 (Surr)	*99*		*81 - 118*
4-Bromofluorobenzene (Surr)	*103*		*85 - 114*
Dibromofluoromethane (Surr)	*98*		*80 - 119*

Method: 8015D GRO - Gasoline Range Organics (GRO)

Lab Sample ID: LCS 280-518214/3-A
Matrix: Solid
Analysis Batch: 519308

Client Sample ID: Lab Control Sample
Prep Type: Total/NA
Prep Batch: 518214

Analyte			Spike Added	LCS Result	LCS Qualifier	Unit	D	%Rec	%Rec. Limits		
Gasoline Range Organics (GRO)-C6-C10			8.54	7.94		mg/Kg		93	79 - 122		

Surrogate	*LCS %Recovery*	*LCS Qualifier*	*Limits*
a,a,a-Trifluorotoluene (Surr)	*101*		*77 - 123*

Lab Sample ID: LCSD 280-518214/5-A
Matrix: Solid
Analysis Batch: 519308

Client Sample ID: Lab Control Sample Dup
Prep Type: Total/NA
Prep Batch: 518214

Analyte			Spike Added	LCSD Result	LCSD Qualifier	Unit	D	%Rec	%Rec. Limits	RPD	RPD Limit
Gasoline Range Organics (GRO)-C6-C10			8.54	7.86		mg/Kg		92	79 - 122	1	30

Surrogate	*LCSD %Recovery*	*LCSD Qualifier*	*Limits*
a,a,a-Trifluorotoluene (Surr)	*100*		*77 - 123*

Method: 8015D GRO - Gasoline Range Organics (GRO) (Continued)

Lab Sample ID: MB 280-518991/1-A — **Client Sample ID: Method Blank**
Matrix: Solid — **Prep Type: Total/NA**
Analysis Batch: 519308 — **Prep Batch: 518991**

Analyte	MB Result	MB Qualifier	LOQ	LOD	DL	Unit	D	Analyzed	Dil Fac
Gasoline Range Organics (GRO)-C6-C10	2.0	U	2.0	2.0	0.76	mg/Kg		12/05/20 00:46	1

Surrogate	*MB %Recovery*	*MB Qualifier*	*Limits*	*Prepared*	*Analyzed*	*Dil Fac*
a,a,a-Trifluorotoluene (Surr)	*96*		*77 - 123*	*12/02/20 19:37*	*12/05/20 00:46*	*1*

Lab Sample ID: MB 280-519873/5 — **Client Sample ID: Method Blank**
Matrix: Water — **Prep Type: Total/NA**
Analysis Batch: 519873

Analyte	MB Result	MB Qualifier	LOQ	LOD	DL	Unit	D	Analyzed	Dil Fac
Gasoline Range Organics (GRO)-C6-C10	25	U	25	25	10	ug/L		12/09/20 21:22	1

Surrogate	*MB %Recovery*	*MB Qualifier*	*Limits*	*Prepared*	*Analyzed*	*Dil Fac*
a,a,a-Trifluorotoluene	*87*		*82 - 110*		*12/09/20 21:22*	*1*

Lab Sample ID: LCS 280-519873/3 — **Client Sample ID: Lab Control Sample**
Matrix: Water — **Prep Type: Total/NA**
Analysis Batch: 519873

Analyte	Spike Added	LCS Result	LCS Qualifier	Unit	D	%Rec	%Rec. Limits
Gasoline Range Organics (GRO)-C6-C10	76.9	70.7		ug/L		92	78 - 122

Surrogate	*LCS %Recovery*	*LCS Qualifier*	*Limits*
a,a,a-Trifluorotoluene	*84*		*82 - 110*

Lab Sample ID: LCSD 280-519873/4 — **Client Sample ID: Lab Control Sample Dup**
Matrix: Water — **Prep Type: Total/NA**
Analysis Batch: 519873

Analyte	Spike Added	LCSD Result	LCSD Qualifier	Unit	D	%Rec	%Rec. Limits	RPD	RPD Limit
Gasoline Range Organics (GRO)-C6-C10	76.9	67.3		ug/L		88	78 - 122	5	30

Surrogate	*LCSD %Recovery*	*LCSD Qualifier*	*Limits*
a,a,a-Trifluorotoluene	*82*		*82 - 110*

Method: 8015D DRO - Diesel Range Organics (DRO) (GC)

Lab Sample ID: MB 280-519009/1-A — **Client Sample ID: Method Blank**
Matrix: Solid — **Prep Type: Total/NA**
Analysis Batch: 520041 — **Prep Batch: 519009**

Analyte	MB Result	MB Qualifier	LOQ	LOD	DL	Unit	D	Analyzed	Dil Fac
Diesel Range Organics [C10-C28]	7.4	U	7.4	7.4	3.3	mg/Kg		12/10/20 21:40	1
Motor Oil (C20-C38)	22	U	22	22	7.2	mg/Kg		12/10/20 21:40	1

Method: 8015D DRO - Diesel Range Organics (DRO) (GC) (Continued)

Lab Sample ID: MB 280-519009/1-A — **Client Sample ID: Method Blank**
Matrix: Solid — **Prep Type: Total/NA**
Analysis Batch: 520041 — **Prep Batch: 519009**

Surrogate	MB %Recovery	MB Qualifier	Limits	Prepared	Analyzed	Dil Fac
o-Terphenyl (Surr)	64		45 - 130	12/03/20 07:36	12/10/20 21:40	1
n-Octacosane	85		25 - 162	12/03/20 07:36	12/10/20 21:40	1

Lab Sample ID: LCS 280-519009/2-A — **Client Sample ID: Lab Control Sample**
Matrix: Solid — **Prep Type: Total/NA**
Analysis Batch: 520041 — **Prep Batch: 519009**

Analyte	Spike Added	LCS Result	LCS Qualifier	Unit	D	%Rec	%Rec. Limits
Diesel Range Organics [C10-C28]	124	98.5		mg/Kg		79	38 - 132

Surrogate	LCS %Recovery	LCS Qualifier	Limits
o-Terphenyl (Surr)	85		45 - 130
n-Octacosane	85		25 - 162

Lab Sample ID: LCS 280-519009/3-A — **Client Sample ID: Lab Control Sample**
Matrix: Solid — **Prep Type: Total/NA**
Analysis Batch: 520041 — **Prep Batch: 519009**

Analyte	Spike Added	LCS Result	LCS Qualifier	Unit	D	%Rec	%Rec. Limits
Motor Oil (C20-C38)	310	264		mg/Kg		85	39 - 106

Surrogate	LCS %Recovery	LCS Qualifier	Limits
o-Terphenyl (Surr)	75		45 - 130
n-Octacosane	101		25 - 162

Lab Sample ID: 280-143328-3 MS — **Client Sample ID: P-S10A-011220-360**
Matrix: Solid — **Prep Type: Total/NA**
Analysis Batch: 520041 — **Prep Batch: 519009**

Analyte	Sample Result	Sample Qualifier	Spike Added	MS Result	MS Qualifier	Unit	D	%Rec	%Rec. Limits
Diesel Range Organics [C10-C28]	8.2	U	136	94.0		mg/Kg	☼	69	38 - 132

Surrogate	MS %Recovery	MS Qualifier	Limits
o-Terphenyl (Surr)	77		45 - 130
n-Octacosane	80		25 - 162

Lab Sample ID: 280-143328-3 MS — **Client Sample ID: P-S10A-011220-360**
Matrix: Solid — **Prep Type: Total/NA**
Analysis Batch: 520041 — **Prep Batch: 519009**

Analyte	Sample Result	Sample Qualifier	Spike Added	MS Result	MS Qualifier	Unit	D	%Rec	%Rec. Limits
Motor Oil (C20-C38)	24	U	328	291		mg/Kg	☼	89	45 - 130

Surrogate	MS %Recovery	MS Qualifier	Limits
o-Terphenyl (Surr)	70		45 - 130
n-Octacosane	103		25 - 162

Method: 8015D DRO - Diesel Range Organics (DRO) (GC)

Lab Sample ID: 280-143328-3 MSD — **Client Sample ID: P-S10A-011220-360**
Matrix: Solid — **Prep Type: Total/NA**
Analysis Batch: 520041 — **Prep Batch: 519009**

Analyte	Sample Result	Sample Qualifier	Spike Added	MSD Result	MSD Qualifier	Unit	D	%Rec	%Rec. Limits	RPD	RPD Limit
Diesel Range Organics [C10-C28]	8.2	U	138	116		mg/Kg	☼	84	38 - 132	21	30

Surrogate	*MSD %Recovery*	*MSD Qualifier*	*Limits*
o-Terphenyl (Surr)	*91*		*45 - 130*
n-Octacosane	*94*		*25 - 162*

Lab Sample ID: 280-143328-3 MSD — **Client Sample ID: P-S10A-011220-360**
Matrix: Solid — **Prep Type: Total/NA**
Analysis Batch: 520041 — **Prep Batch: 519009**

Analyte	Sample Result	Sample Qualifier	Spike Added	MSD Result	MSD Qualifier	Unit	D	%Rec	%Rec. Limits	RPD	RPD Limit
Motor Oil (C20-C38)	24	U	328	274		mg/Kg	☼	83	45 - 130	6	30

Surrogate	*MSD %Recovery*	*MSD Qualifier*	*Limits*
o-Terphenyl (Surr)	*67*		*45 - 130*
n-Octacosane	*100*		*25 - 162*

Method: Moisture - Percent Moisture

Lab Sample ID: 280-143328-9 DU — **Client Sample ID: P-S10A-011220-380**
Matrix: Solid — **Prep Type: Total/NA**
Analysis Batch: 519243

Analyte	Sample Result	Sample Qualifier		DU Result	DU Qualifier	Unit	D			RPD	RPD Limit
Percent Moisture	3.6			3.6		%				0.2	20

QC Association Summary

Client: EA Engineering, Science, and Technology
Project/Site: Kirtland AFB Vadose Zone Coring

Job ID: 280-143328-1

GC/MS VOA

Prep Batch: 518993

Lab Sample ID	Client Sample ID	Prep Type	Matrix	Method	Prep Batch
280-143328-2	V-S10A-011220-360	Total/NA	Solid	5035	
280-143328-4	V-S10A-011225-360	Total/NA	Solid	5035	
280-143328-6	V-S10A-011220-370	Total/NA	Solid	5035	
280-143328-8	V-S10A-011220-380	Total/NA	Solid	5035	
MB 280-518993/1-A	Method Blank	Total/NA	Solid	5035	
LCS 280-518993/3-A	Lab Control Sample	Total/NA	Solid	5035	
LCSD 280-518993/5-A	Lab Control Sample Dup	Total/NA	Solid	5035	

Analysis Batch: 520108

Lab Sample ID	Client Sample ID	Prep Type	Matrix	Method	Prep Batch
280-143328-1	TB-S10A-011220-01	Total/NA	Water	8260B	
MB 280-520108/9	Method Blank	Total/NA	Water	8260B	
LCS 280-520108/4	Lab Control Sample	Total/NA	Water	8260B	
LCSD 280-520108/5	Lab Control Sample Dup	Total/NA	Water	8260B	

Analysis Batch: 520285

Lab Sample ID	Client Sample ID	Prep Type	Matrix	Method	Prep Batch
280-143328-2	V-S10A-011220-360	Total/NA	Solid	8260B	518993
280-143328-4	V-S10A-011225-360	Total/NA	Solid	8260B	518993
280-143328-6	V-S10A-011220-370	Total/NA	Solid	8260B	518993
280-143328-8	V-S10A-011220-380	Total/NA	Solid	8260B	518993
MB 280-518993/1-A	Method Blank	Total/NA	Solid	8260B	518993
LCS 280-518993/3-A	Lab Control Sample	Total/NA	Solid	8260B	518993
LCSD 280-518993/5-A	Lab Control Sample Dup	Total/NA	Solid	8260B	518993

GC VOA

Prep Batch: 518214

Lab Sample ID	Client Sample ID	Prep Type	Matrix	Method	Prep Batch
LCS 280-518214/3-A	Lab Control Sample	Total/NA	Solid	5035	
LCSD 280-518214/5-A	Lab Control Sample Dup	Total/NA	Solid	5035	

Prep Batch: 518991

Lab Sample ID	Client Sample ID	Prep Type	Matrix	Method	Prep Batch
280-143328-3	P-S10A-011220-360	Total/NA	Solid	5035	
280-143328-5	P-S10A-011225-360	Total/NA	Solid	5035	
280-143328-7	P-S10A-011220-370	Total/NA	Solid	5035	
280-143328-9	P-S10A-011220-380	Total/NA	Solid	5035	
MB 280-518991/1-A	Method Blank	Total/NA	Solid	5035	

Analysis Batch: 519308

Lab Sample ID	Client Sample ID	Prep Type	Matrix	Method	Prep Batch
280-143328-3	P-S10A-011220-360	Total/NA	Solid	8015D GRO	518991
280-143328-5	P-S10A-011225-360	Total/NA	Solid	8015D GRO	518991
280-143328-7	P-S10A-011220-370	Total/NA	Solid	8015D GRO	518991
280-143328-9	P-S10A-011220-380	Total/NA	Solid	8015D GRO	518991
MB 280-518991/1-A	Method Blank	Total/NA	Solid	8015D GRO	518991
LCS 280-518214/3-A	Lab Control Sample	Total/NA	Solid	8015D GRO	518214
LCSD 280-518214/5-A	Lab Control Sample Dup	Total/NA	Solid	8015D GRO	518214

QC Association Summary

Client: EA Engineering, Science, and Technology
Project/Site: Kirtland AFB Vadose Zone Coring

Job ID: 280-143328-1

GC VOA

Analysis Batch: 519873

Lab Sample ID	Client Sample ID	Prep Type	Matrix	Method	Prep Batch
280-143328-1	TB-S10A-011220-01	Total/NA	Water	8015D GRO	
MB 280-519873/5	Method Blank	Total/NA	Water	8015D GRO	
LCS 280-519873/3	Lab Control Sample	Total/NA	Water	8015D GRO	
LCSD 280-519873/4	Lab Control Sample Dup	Total/NA	Water	8015D GRO	

GC Semi VOA

Prep Batch: 519009

Lab Sample ID	Client Sample ID	Prep Type	Matrix	Method	Prep Batch
280-143328-3	P-S10A-011220-360	Total/NA	Solid	3546	
280-143328-5	P-S10A-011225-360	Total/NA	Solid	3546	
280-143328-7	P-S10A-011220-370	Total/NA	Solid	3546	
280-143328-9	P-S10A-011220-380	Total/NA	Solid	3546	
MB 280-519009/1-A	Method Blank	Total/NA	Solid	3546	
LCS 280-519009/2-A	Lab Control Sample	Total/NA	Solid	3546	
LCS 280-519009/3-A	Lab Control Sample	Total/NA	Solid	3546	
280-143328-3 MS	P-S10A-011220-360	Total/NA	Solid	3546	
280-143328-3 MS	P-S10A-011220-360	Total/NA	Solid	3546	
280-143328-3 MSD	P-S10A-011220-360	Total/NA	Solid	3546	
280-143328-3 MSD	P-S10A-011220-360	Total/NA	Solid	3546	

Analysis Batch: 520041

Lab Sample ID	Client Sample ID	Prep Type	Matrix	Method	Prep Batch
280-143328-3	P-S10A-011220-360	Total/NA	Solid	8015D DRO	519009
280-143328-5	P-S10A-011225-360	Total/NA	Solid	8015D DRO	519009
280-143328-7	P-S10A-011220-370	Total/NA	Solid	8015D DRO	519009
280-143328-9	P-S10A-011220-380	Total/NA	Solid	8015D DRO	519009
MB 280-519009/1-A	Method Blank	Total/NA	Solid	8015D DRO	519009
LCS 280-519009/2-A	Lab Control Sample	Total/NA	Solid	8015D DRO	519009
LCS 280-519009/3-A	Lab Control Sample	Total/NA	Solid	8015D DRO	519009
280-143328-3 MS	P-S10A-011220-360	Total/NA	Solid	8015D DRO	519009
280-143328-3 MS	P-S10A-011220-360	Total/NA	Solid	8015D DRO	519009
280-143328-3 MSD	P-S10A-011220-360	Total/NA	Solid	8015D DRO	519009
280-143328-3 MSD	P-S10A-011220-360	Total/NA	Solid	8015D DRO	519009

General Chemistry

Analysis Batch: 519243

Lab Sample ID	Client Sample ID	Prep Type	Matrix	Method	Prep Batch
280-143328-2	V-S10A-011220-360	Total/NA	Solid	Moisture	
280-143328-3	P-S10A-011220-360	Total/NA	Solid	Moisture	
280-143328-4	V-S10A-011225-360	Total/NA	Solid	Moisture	
280-143328-5	P-S10A-011225-360	Total/NA	Solid	Moisture	
280-143328-6	V-S10A-011220-370	Total/NA	Solid	Moisture	
280-143328-7	P-S10A-011220-370	Total/NA	Solid	Moisture	
280-143328-8	V-S10A-011220-380	Total/NA	Solid	Moisture	
280-143328-9	P-S10A-011220-380	Total/NA	Solid	Moisture	
280-143328-9 DU	P-S10A-011220-380	Total/NA	Solid	Moisture	

Lab Chronicle

Client: EA Engineering, Science, and Technology
Project/Site: Kirtland AFB Vadose Zone Coring

Job ID: 280-143328-1

Client Sample ID: TB-S10A-011220-01 — Lab Sample ID: 280-143328-1

Date Collected: 12/01/20 12:00 — **Matrix: Water**
Date Received: 12/02/20 10:10

Prep Type	Batch Type	Batch Method	Run	Dil Factor	Initial Amount	Final Amount	Batch Number	Prepared or Analyzed	Analyst	Lab
Total/NA	Analysis	8260B		1	5 mL	5 mL	520108	12/11/20 13:37	GO	TAL DEN
Total/NA	Analysis	8015D GRO		1	5 mL	5 mL	519873	12/10/20 00:51	AAR	TAL DEN

Client Sample ID: V-S10A-011220-360 — Lab Sample ID: 280-143328-2

Date Collected: 12/01/20 10:40 — **Matrix: Solid**
Date Received: 12/02/20 10:10

Prep Type	Batch Type	Batch Method	Run	Dil Factor	Initial Amount	Final Amount	Batch Number	Prepared or Analyzed	Analyst	Lab
Total/NA	Analysis	Moisture		1			519243	12/04/20 12:34	JMH	TAL DEN

Client Sample ID: V-S10A-011220-360 — Lab Sample ID: 280-143328-2

Date Collected: 12/01/20 10:40 — **Matrix: Solid**
Date Received: 12/02/20 10:10 — **Percent Solids: 95.6**

Prep Type	Batch Type	Batch Method	Run	Dil Factor	Initial Amount	Final Amount	Batch Number	Prepared or Analyzed	Analyst	Lab
Total/NA	Prep	5035			4.581 g	5 mL	518993	12/02/20 20:11	RJS	TAL DEN
Total/NA	Analysis	8260B		1	5 g	5 mL	520285	12/13/20 12:52	GPM	TAL DEN

Client Sample ID: P-S10A-011220-360 — Lab Sample ID: 280-143328-3

Date Collected: 12/01/20 10:40 — **Matrix: Solid**
Date Received: 12/02/20 10:10

Prep Type	Batch Type	Batch Method	Run	Dil Factor	Initial Amount	Final Amount	Batch Number	Prepared or Analyzed	Analyst	Lab
Total/NA	Analysis	Moisture		1			519243	12/04/20 12:34	JMH	TAL DEN

Client Sample ID: P-S10A-011220-360 — Lab Sample ID: 280-143328-3

Date Collected: 12/01/20 10:40 — **Matrix: Solid**
Date Received: 12/02/20 10:10 — **Percent Solids: 95.5**

Prep Type	Batch Type	Batch Method	Run	Dil Factor	Initial Amount	Final Amount	Batch Number	Prepared or Analyzed	Analyst	Lab
Total/NA	Prep	5035			5.232 g	5 mL	518991	12/02/20 19:37	RJS	TAL DEN
Total/NA	Analysis	8015D GRO		1	0.1 mL	5 mL	519308	12/05/20 07:12	AAR	TAL DEN
Total/NA	Prep	3546			15.4 g	1 mL	519009	12/03/20 07:36	JT	TAL DEN
Total/NA	Analysis	8015D DRO		1			520041	12/10/20 23:35	MAM	TAL DEN

Client Sample ID: V-S10A-011225-360 — Lab Sample ID: 280-143328-4

Date Collected: 12/01/20 10:40 — **Matrix: Solid**
Date Received: 12/02/20 10:10

Prep Type	Batch Type	Batch Method	Run	Dil Factor	Initial Amount	Final Amount	Batch Number	Prepared or Analyzed	Analyst	Lab
Total/NA	Analysis	Moisture		1			519243	12/04/20 12:34	JMH	TAL DEN

Lab Chronicle

Client: EA Engineering, Science, and Technology
Project/Site: Kirtland AFB Vadose Zone Coring

Job ID: 280-143328-1

Client Sample ID: V-S10A-011225-360 — Lab Sample ID: 280-143328-4

Date Collected: 12/01/20 10:40 — **Matrix: Solid**
Date Received: 12/02/20 10:10 — **Percent Solids: 95.8**

Prep Type	Batch Type	Batch Method	Run	Dil Factor	Initial Amount	Final Amount	Batch Number	Prepared or Analyzed	Analyst	Lab
Total/NA	Prep	5035			5.177 g	5 mL	518993	12/02/20 20:11	RJS	TAL DEN
Total/NA	Analysis	8260B		1	5 g	5 mL	520285	12/13/20 13:15	GPM	TAL DEN

Client Sample ID: P-S10A-011225-360 — Lab Sample ID: 280-143328-5

Date Collected: 12/01/20 10:40 — **Matrix: Solid**
Date Received: 12/02/20 10:10

Prep Type	Batch Type	Batch Method	Run	Dil Factor	Initial Amount	Final Amount	Batch Number	Prepared or Analyzed	Analyst	Lab
Total/NA	Analysis	Moisture		1			519243	12/04/20 12:34	JMH	TAL DEN

Client Sample ID: P-S10A-011225-360 — Lab Sample ID: 280-143328-5

Date Collected: 12/01/20 10:40 — **Matrix: Solid**
Date Received: 12/02/20 10:10 — **Percent Solids: 95.5**

Prep Type	Batch Type	Batch Method	Run	Dil Factor	Initial Amount	Final Amount	Batch Number	Prepared or Analyzed	Analyst	Lab
Total/NA	Prep	5035			4.693 g	5 mL	518991	12/02/20 19:37	RJS	TAL DEN
Total/NA	Analysis	8015D GRO		1	0.1 mL	5 mL	519308	12/05/20 07:36	AAR	TAL DEN
Total/NA	Prep	3546			15.2 g	1 mL	519009	12/03/20 07:36	JT	TAL DEN
Total/NA	Analysis	8015D DRO		1			520041	12/11/20 01:29	MAM	TAL DEN

Client Sample ID: V-S10A-011220-370 — Lab Sample ID: 280-143328-6

Date Collected: 12/01/20 13:00 — **Matrix: Solid**
Date Received: 12/02/20 10:10

Prep Type	Batch Type	Batch Method	Run	Dil Factor	Initial Amount	Final Amount	Batch Number	Prepared or Analyzed	Analyst	Lab
Total/NA	Analysis	Moisture		1			519243	12/04/20 12:34	JMH	TAL DEN

Client Sample ID: V-S10A-011220-370 — Lab Sample ID: 280-143328-6

Date Collected: 12/01/20 13:00 — **Matrix: Solid**
Date Received: 12/02/20 10:10 — **Percent Solids: 97.1**

Prep Type	Batch Type	Batch Method	Run	Dil Factor	Initial Amount	Final Amount	Batch Number	Prepared or Analyzed	Analyst	Lab
Total/NA	Prep	5035			4.938 g	5 mL	518993	12/02/20 20:11	RJS	TAL DEN
Total/NA	Analysis	8260B		1	5 g	5 mL	520285	12/13/20 13:37	GPM	TAL DEN

Client Sample ID: P-S10A-011220-370 — Lab Sample ID: 280-143328-7

Date Collected: 12/01/20 13:00 — **Matrix: Solid**
Date Received: 12/02/20 10:10

Prep Type	Batch Type	Batch Method	Run	Dil Factor	Initial Amount	Final Amount	Batch Number	Prepared or Analyzed	Analyst	Lab
Total/NA	Analysis	Moisture		1			519243	12/04/20 12:34	JMH	TAL DEN

Lab Chronicle

Client: EA Engineering, Science, and Technology
Project/Site: Kirtland AFB Vadose Zone Coring

Job ID: 280-143328-1

Client Sample ID: P-S10A-011220-370 — Lab Sample ID: 280-143328-7

Date Collected: 12/01/20 13:00 — **Matrix: Solid**
Date Received: 12/02/20 10:10 — **Percent Solids: 97.3**

Prep Type	Batch Type	Batch Method	Run	Dil Factor	Initial Amount	Final Amount	Batch Number	Prepared or Analyzed	Analyst	Lab
Total/NA	Prep	5035			5.131 g	5 mL	518991	12/02/20 19:37	RJS	TAL DEN
Total/NA	Analysis	8015D GRO		1	0.1 mL	5 mL	519308	12/05/20 08:00	AAR	TAL DEN
Total/NA	Prep	3546			15.3 g	1 mL	519009	12/03/20 07:36	JT	TAL DEN
Total/NA	Analysis	8015D DRO		1			520041	12/11/20 01:52	MAM	TAL DEN

Client Sample ID: V-S10A-011220-380 — Lab Sample ID: 280-143328-8

Date Collected: 12/01/20 13:30 — **Matrix: Solid**
Date Received: 12/02/20 10:10

Prep Type	Batch Type	Batch Method	Run	Dil Factor	Initial Amount	Final Amount	Batch Number	Prepared or Analyzed	Analyst	Lab
Total/NA	Analysis	Moisture		1			519243	12/04/20 12:34	JMH	TAL DEN

Client Sample ID: V-S10A-011220-380 — Lab Sample ID: 280-143328-8

Date Collected: 12/01/20 13:30 — **Matrix: Solid**
Date Received: 12/02/20 10:10 — **Percent Solids: 96.7**

Prep Type	Batch Type	Batch Method	Run	Dil Factor	Initial Amount	Final Amount	Batch Number	Prepared or Analyzed	Analyst	Lab
Total/NA	Prep	5035			5.303 g	5 mL	518993	12/02/20 20:11	RJS	TAL DEN
Total/NA	Analysis	8260B		1	5 g	5 mL	520285	12/13/20 13:59	GPM	TAL DEN

Client Sample ID: P-S10A-011220-380 — Lab Sample ID: 280-143328-9

Date Collected: 12/01/20 13:30 — **Matrix: Solid**
Date Received: 12/02/20 10:10

Prep Type	Batch Type	Batch Method	Run	Dil Factor	Initial Amount	Final Amount	Batch Number	Prepared or Analyzed	Analyst	Lab
Total/NA	Analysis	Moisture		1			519243	12/04/20 12:34	JMH	TAL DEN

Client Sample ID: P-S10A-011220-380 — Lab Sample ID: 280-143328-9

Date Collected: 12/01/20 13:30 — **Matrix: Solid**
Date Received: 12/02/20 10:10 — **Percent Solids: 96.4**

Prep Type	Batch Type	Batch Method	Run	Dil Factor	Initial Amount	Final Amount	Batch Number	Prepared or Analyzed	Analyst	Lab
Total/NA	Prep	5035			5.003 g	5 mL	518991	12/02/20 19:37	RJS	TAL DEN
Total/NA	Analysis	8015D GRO		1	0.1 mL	5 mL	519308	12/05/20 08:24	AAR	TAL DEN
Total/NA	Prep	3546			16.3 g	1 mL	519009	12/03/20 07:36	JT	TAL DEN
Total/NA	Analysis	8015D DRO		1			520041	12/11/20 02:14	MAM	TAL DEN

Laboratory References:

TAL DEN = Eurofins TestAmerica, Denver, 4955 Yarrow Street, Arvada, CO 80002, TEL (303)736-0100

Accreditation/Certification Summary

Client: EA Engineering, Science, and Technology
Project/Site: Kirtland AFB Vadose Zone Coring

Job ID: 280-143328-1

Laboratory: Eurofins TestAmerica, Denver

The accreditations/certifications listed below are applicable to this report.

Authority	Program	Identification Number	Expiration Date
A2LA	Dept. of Defense ELAP	2907.01	10-31-21

Eurofins TestAmerica Denver
4955 Yarrow Street
Arvada, CO 80002
Phone (303) 736-0100 Fax (303) 431-7171

Chain of Custody Record

eurofins | Environment Testing America

Client Information	Sampler: JOSH LIVINGSTON	Lab PM: Bieniulis, Dylan	Carrier Tracking No(s): 815659581640	COC No: COC1-S10A-TA-202012 01
Client Contact: Pamela Moss	Phone: (575) 430-8078	E-Mail: Dylan.Bieniulis@eurofinset.com		Page: 1 of 1
Company: EA Engineering, Science, and Technology				Job #: —
Address: 7995 E. Prentice Ave, Suite 206E	Due Date Requested: Per PO			
City: Greenwood Village	TAT Requested (days): Per PO			
State, Zip: CO, 80111				
Phone: 303-590-9143(Tel)	PO #: 16065			
Email: pmoss@eaest.com	WO #: 62735DM02.1017			
Project Name: Kirtland Vadose Zone Coring	Project #: 28016071			
Site: Kirtland BFF	SSOW#: —			

Analysis Requested

280-143328 Chain of Custody

Preservation Codes:

A - HCL, B - NaOH, C - Zn Acetate, D - Nitric Acid, E - NaHSO4, F - MeOH, G - Amchlor, H - Ascorbic Acid, I - Ice, J - DI Water, K - EDTA, L - EDA
M - Hexane, N - None, O - AsNaO2, P - Na2O4S, Q - Na2SO3, R - Na2S2O3, S - H2SO4, T - TSP Dodecahydrate, U - Acetone, V - MCAA, W - pH 4-5, Z - other (specify)

Other:

Sample Identification	Sample Date	Sample Time	Sample Type (C=comp, G=grab)	Matrix (W=water, S=solid, O=waste/oil, BT=Tissue, A=Air)	Field Filtered Sample (Yes or No)	Perform MS/MSD (Yes or No)	8260B- VOCs (Soil, Encores)	8015D - TPH-GRO (Soil, Encores)	8015D - TPH-DRO/ORO (Soil, jar)	Percent Moisture (soil, jar)			8260B - VOCs (water)	8015D - TPH-GRO (water)	8015D - TPH-DRO/ORO (water)					Total Number of containers	Special Instructions/Note:
			Preservation Code:				N	N	N	N			A	A	N						
TB-S10A-011220-01	12/01/2020	1200	G	W	N	N							X	X						4	
V-S10A-011220-360		1040		S	N	N	X		—	X										4	
P-S10A-011220-360		1040					—	X	X											3	
V-S10A-011225-360		1040					X		—	X										4	
P-S10A-011225-360		1040					—	X	X											3	
V-S10A-011220-370		1300					X		—	X										4	
P-S10A-011220-370		1300					—	X	X											3	
V-S10A-011220-380		1530					X		—	X										4	
P-S10A-011220-380		1530					—	X	X											3	
JRL																					

Possible Hazard Identification
☐ *Non-Hazard* ☐ *Flammable* ☐ *Skin Irritant* ☐ *Poison B* ☐ *Unknown* ☐ *Radiological*

Sample Disposal (A fee may be assessed if samples are retained longer than 1 month)
☐ *Return To Client* ☒ *Disposal By Lab* ☐ *Archive For* _____ *Months*

Deliverable Requested: I, II, III, IV, Other (specify) Level 2, Level 4, EQUIS, ERPIMS

Special Instructions/QC Requirements: DOD QSM

Empty Kit Relinquished by:	Date:	Time:	Method of Shipment:

Relinquished by	Date/Time	Company	Received by	Date/Time	Company
JOSH LIVINGSTON	12/01/2020 1700	EA		12/02/2020 1010	ETADEN

Custody Seals Intact: Δ Yes Δ No

Custody Seal No.: 1068066

Cooler Temperature(s) °C and Other Remarks: 1.4 IR11 -0.3 SO 12/02/2020

Ver: 08/04/2016

Login Sample Receipt Checklist

Client: EA Engineering, Science, and Technology

Job Number: 280-143328-1

Login Number: 143328
List Number: 1
Creator: O'Hara, Jake F

List Source: Eurofins TestAmerica, Denver

Question	Answer	Comment
Radioactivity wasn't checked or is </= background as measured by a survey meter.	True	
The cooler's custody seal, if present, is intact.	True	
Sample custody seals, if present, are intact.	True	
The cooler or samples do not appear to have been compromised or tampered with.	True	
Samples were received on ice.	True	
Cooler Temperature is acceptable.	True	
Cooler Temperature is recorded.	True	
COC is present.	True	
COC is filled out in ink and legible.	True	
COC is filled out with all pertinent information.	True	
Is the Field Sampler's name present on COC?	True	
There are no discrepancies between the containers received and the COC.	True	
Samples are received within Holding Time (excluding tests with immediate HTs)	True	
Sample containers have legible labels.	True	
Containers are not broken or leaking.	True	
Sample collection date/times are provided.	True	
Appropriate sample containers are used.	True	
Sample bottles are completely filled.	True	
Sample Preservation Verified.	N/A	
There is sufficient vol. for all requested analyses, incl. any requested MS/MSDs	True	
Containers requiring zero headspace have no headspace or bubble is <6mm (1/4").	True	
Multiphasic samples are not present.	True	
Samples do not require splitting or compositing.	True	
Residual Chlorine Checked.	N/A	

eurofins | Environment Testing America

ANALYTICAL REPORT

Eurofins TestAmerica, Denver
4955 Yarrow Street
Arvada, CO 80002
Tel: (303)736-0100

Laboratory Job ID: 280-143485-1
Client Project/Site: Kirtland AFB Vadose Zone Coring

For:
EA Engineering, Science, and Technology
7995 E. Prentice Ave, Suite 206E
Greenwood Village, Colorado 80111

Attn: Pamela J Moss

Authorized for release by:
12/21/2020 4:40:46 PM

Dylan Bieniulis, Project Manager I
(303)736-0138
Dylan.Bieniulis@Eurofinset.com

LINKS

Review your project results through TotalAccess

Have a Question? Ask The Expert

Visit us at: www.eurofinsus.com/Env

The test results in this report meet all 2003 NELAC, 2009 TNI, and 2016 TNI requirements for accredited parameters, exceptions are noted in this report. This report may not be reproduced except in full, and with written approval from the laboratory. For questions please contact the Project Manager at the e-mail address or telephone number listed on this page.

This report has been electronically signed and authorized by the signatory. Electronic signature is intended to be the legally binding equivalent of a traditionally handwritten signature.

Results relate only to the items tested and the sample(s) as received by the laboratory.

Table of Contents

Cover Page 1
Table of Contents 2
Definitions 3
Case Narrative 4
Detection Summary 6
Method Summary 7
Sample Summary 8
Client Sample Results 9
Surrogate Summary 13
QC Sample Results 14
QC Association 21
Chronicle 22
Certification Summary 23
Chain of Custody 24
Receipt Checklists 26

Qualifiers

GC/MS VOA

Qualifier	Qualifier Description
M	Manual integrated compound.
Q	One or more quality control criteria failed.
U	Undetected at the Limit of Detection.

GC VOA

Qualifier	Qualifier Description
Q	One or more quality control criteria failed.
U	Undetected at the Limit of Detection.

GC Semi VOA

Qualifier	Qualifier Description
J	Estimated: The analyte was positively identified; the quantitation is an estimation
M	Manual integrated compound.
U	Undetected at the Limit of Detection.

Glossary

Abbreviation	These commonly used abbreviations may or may not be present in this report.
¤	Listed under the "D" column to designate that the result is reported on a dry weight basis
%R	Percent Recovery
CFL	Contains Free Liquid
CFU	Colony Forming Unit
CNF	Contains No Free Liquid
DER	Duplicate Error Ratio (normalized absolute difference)
Dil Fac	Dilution Factor
DL	Detection Limit (DoD/DOE)
DL, RA, RE, IN	Indicates a Dilution, Re-analysis, Re-extraction, or additional Initial metals/anion analysis of the sample
DLC	Decision Level Concentration (Radiochemistry)
EDL	Estimated Detection Limit (Dioxin)
LOD	Limit of Detection (DoD/DOE)
LOQ	Limit of Quantitation (DoD/DOE)
MCL	EPA recommended "Maximum Contaminant Level"
MDA	Minimum Detectable Activity (Radiochemistry)
MDC	Minimum Detectable Concentration (Radiochemistry)
MDL	Method Detection Limit
ML	Minimum Level (Dioxin)
MPN	Most Probable Number
MQL	Method Quantitation Limit
NC	Not Calculated
ND	Not Detected at the reporting limit (or MDL or EDL if shown)
NEG	Negative / Absent
POS	Positive / Present
PQL	Practical Quantitation Limit
PRES	Presumptive
QC	Quality Control
RER	Relative Error Ratio (Radiochemistry)
RL	Reporting Limit or Requested Limit (Radiochemistry)
RPD	Relative Percent Difference, a measure of the relative difference between two points
TEF	Toxicity Equivalent Factor (Dioxin)
TEQ	Toxicity Equivalent Quotient (Dioxin)
TNTC	Too Numerous To Count

Job ID: 280-143485-1

Laboratory: Eurofins TestAmerica, Denver

Narrative

CASE NARRATIVE

Client: EA Engineering, Science, and Technology

Project: Kirtland AFB Vadose Zone Coring

Report Number: 280-143485-1

With the exceptions noted as flags or footnotes, standard analytical protocols were followed in the analysis of the samples and no problems were encountered or anomalies observed. In addition all laboratory quality control samples were within established control limits, with any exceptions noted below. Each sample was analyzed to achieve the lowest possible reporting limit within the constraints of the method. In some cases, due to interference or analytes present at high concentrations, samples were diluted. For diluted samples, the reporting limits are adjusted relative to the dilution required.

Calculations are performed before rounding to avoid round-off errors in calculated results.

All holding times were met and proper preservation noted for the methods performed on these samples, unless otherwise detailed in the individual sections below.

RECEIPT
The samples were received on 12/05/2020; the samples arrived in good condition, properly preserved and on ice. The temperature of the coolers at receipt was 1.1 C.

VOLATILE ORGANIC COMPOUNDS (GC/MS)
Samples RB-S10A-041220-01 (280-143485-1) and RB-S10A-041220-02 (280-143485-2) were analyzed for volatile organic compounds (GC/MS) in accordance with 8260B. The samples were analyzed on 12/16/2020.

Bromomethane (-53.8%D) was outside control limits (50%D) in the closing continuing calibration verification (CCVC) associated with 280-520747 . This compound is considered a poor performer as identified in the Technical Specifications to the DoD QSM and therefore exempt from the 50%D requirement. The following samples are affectedRB-S10A-041220-01 (280-143485-1), RB-S10A-041220-02 (280-143485-2) and (CCVC 280-520747/34). Associated results are flagged "Q".

No analytical or quality issues were noted, other than those described above or in the Definitions/Glossary page.

GASOLINE RANGE ORGANICS (GRO)
Samples RB-S10A-041220-01 (280-143485-1) and RB-S10A-041220-02 (280-143485-2) were analyzed for Gasoline Range Organics (GRO) in accordance with 8015D GRO. The samples were analyzed on 12/10/2020.

a,a,a-Trifluorotoluene failed the surrogate recovery criteria low for RB-S10A-041220-01 (280-143485-1). Re-analysis was performed and surrogate recovery was outside control limits low. Sample result was confirmed as non-detect for the target analyte. Associated results have been flagged "Q".

a,a,a-Trifluorotoluene failed the surrogate recovery criteria low for RB-S10A-041220-02 (280-143485-2). Re-analysis was performed and surrogate recovery was outside control limits low. Sample result was confirmed as non-detect for the target analyte. Associated results have been flagged "Q".

No additional analytical or quality issues were noted, other than those described above or in the Definitions/Glossary page.

DIESEL RANGE ORGANICS (DRO)
Samples RB-S10A-041220-01 (280-143485-1) and RB-S10A-041220-02 (280-143485-2) were analyzed for Diesel Range Organics (DRO) in accordance with 8015D DRO. The samples were prepared on 12/11/2020 and analyzed on 12/15/2020.

Job ID: 280-143485-1 (Continued)

Laboratory: Eurofins TestAmerica, Denver (Continued)

The following samples had the silica gel clean-up, via EPA Method 3630C, to reduce matrix interferences per client request: RB-S10A-041220-01 (280-143485-1), RB-S10A-041220-02 (280-143485-2), (LCS 280-520130/2-A), (LCS 280-520130/4-A), (LCSD 280-520130/3-A), (LCSD 280-520130/5-A) and (MB 280-520130/1-A).

Motor Oil (C20-C38) was detected in method blank MB 280-520130/1-A at a level that was above the detection limit but less than half the LOQ. The value should be considered an estimate, and has been flagged "J".

No additional analytical or quality issues were noted, other than those described above or in the Definitions/Glossary page.

Detection Summary

Client: EA Engineering, Science, and Technology
Project/Site: Kirtland AFB Vadose Zone Coring

Job ID: 280-143485-1

Client Sample ID: RB-S10A-041220-01 — Lab Sample ID: 280-143485-1

Analyte	Result	Qualifier	LOQ	LOD	DL	Unit	Dil Fac	D	Method	Prep Type
Diesel Range Organics [C10-C28]	2.7		0.24	0.12	0.032	mg/L	1		8015D DRO	Total/NA
Motor Oil (C20-C38)	3.5		0.49	0.12	0.055	mg/L	1		8015D DRO	Total/NA

Client Sample ID: RB-S10A-041220-02 — Lab Sample ID: 280-143485-2

Analyte	Result	Qualifier	LOQ	LOD	DL	Unit	Dil Fac	D	Method	Prep Type
Diesel Range Organics [C10-C28]	1.1		0.24	0.11	0.031	mg/L	1		8015D DRO	Total/NA
Motor Oil (C20-C38)	1.9		0.48	0.12	0.054	mg/L	1		8015D DRO	Total/NA

This Detection Summary does not include radiochemical test results.

Method Summary

Client: EA Engineering, Science, and Technology
Project/Site: Kirtland AFB Vadose Zone Coring

Job ID: 280-143485-1

Method	Method Description	Protocol	Laboratory
8260B	Volatile Organic Compounds (GC/MS)	SW846	TAL DEN
8015D GRO	Gasoline Range Organics (GRO)	SW846	TAL DEN
8015D DRO	Diesel Range Organics (DRO) (GC)	SW846	TAL DEN
3510C	Liquid-Liquid Extraction (Separatory Funnel)	SW846	TAL DEN
5030B	Purge and Trap	SW846	TAL DEN

Protocol References:

SW846 = "Test Methods For Evaluating Solid Waste, Physical/Chemical Methods", Third Edition, November 1986 And Its Updates.

Laboratory References:

TAL DEN = Eurofins TestAmerica, Denver, 4955 Yarrow Street, Arvada, CO 80002, TEL (303)736-0100

Sample Summary

Client: EA Engineering, Science, and Technology
Project/Site: Kirtland AFB Vadose Zone Coring

Job ID: 280-143485-1

Lab Sample ID	Client Sample ID	Matrix	Collected	Received	Asset ID
280-143485-1	RB-S10A-041220-01	Water	12/04/20 13:30	12/05/20 10:00	
280-143485-2	RB-S10A-041220-02	Water	12/04/20 13:45	12/05/20 10:00	

Method: 8260B - Volatile Organic Compounds (GC/MS)

Client Sample ID: RB-S10A-041220-01
Date Collected: 12/04/20 13:30
Date Received: 12/05/20 10:00

Lab Sample ID: 280-143485-1
Matrix: Water

Analyte	Result	Qualifier	LOQ	LOD	DL	Unit	D	Analyzed	Dil Fac
Acetone	6.4	U	10	6.4	1.9	ug/L		12/16/20 22:59	1
Benzene	0.40	U	1.0	0.40	0.16	ug/L		12/16/20 22:59	1
Bromobenzene	0.40	U	1.0	0.40	0.17	ug/L		12/16/20 22:59	1
Bromochloromethane	0.20	U	1.0	0.20	0.10	ug/L		12/16/20 22:59	1
Bromodichloromethane	0.40	U	1.0	0.40	0.17	ug/L		12/16/20 22:59	1
Bromoform	1.0	U	1.0	1.0	0.46	ug/L		12/16/20 22:59	1
Bromomethane	0.80	U Q	2.0	0.80	0.21	ug/L		12/16/20 22:59	1
2-Butanone (MEK)	4.0	U	6.0	4.0	2.0	ug/L		12/16/20 22:59	1
n-Butylbenzene	0.80	U	1.0	0.80	0.14	ug/L		12/16/20 22:59	1
sec-Butylbenzene	0.40	U	1.0	0.40	0.17	ug/L		12/16/20 22:59	1
tert-Butylbenzene	0.40	U	1.0	0.40	0.16	ug/L		12/16/20 22:59	1
Carbon disulfide	0.80	U	2.0	0.80	0.17	ug/L		12/16/20 22:59	1
Carbon tetrachloride	0.40	U	2.0	0.40	0.19	ug/L		12/16/20 22:59	1
Chlorobenzene	0.40	U	1.0	0.40	0.17	ug/L		12/16/20 22:59	1
Chloroethane	1.6	U	2.0	1.6	0.41	ug/L		12/16/20 22:59	1
Chloroform	0.40	U	1.0	0.40	0.16	ug/L		12/16/20 22:59	1
Chloromethane	0.80	U	2.0	0.80	0.30	ug/L		12/16/20 22:59	1
4-Chlorotoluene	0.80	U	1.0	0.80	0.21	ug/L		12/16/20 22:59	1
Dibromochloromethane	0.40	U	1.0	0.40	0.17	ug/L		12/16/20 22:59	1
1,2-Dibromo-3-Chloropropane	1.6	U	5.0	1.6	0.47	ug/L		12/16/20 22:59	1
Dichlorodifluoromethane	0.80	U	2.0	0.80	0.31	ug/L		12/16/20 22:59	1
Dibromomethane	0.40	U	1.0	0.40	0.17	ug/L		12/16/20 22:59	1
Ethylene Dibromide	0.40	U	1.0	0.40	0.18	ug/L		12/16/20 22:59	1
1,2-Dichlorobenzene	0.40	U	1.0	0.40	0.15	ug/L		12/16/20 22:59	1
1,3-Dichlorobenzene	0.40	U	1.0	0.40	0.13	ug/L		12/16/20 22:59	1
1,4-Dichlorobenzene	0.40	U	1.0	0.40	0.16	ug/L		12/16/20 22:59	1
1,1-Dichloroethane	0.80	U	1.0	0.80	0.22	ug/L		12/16/20 22:59	1
1,2-Dichloroethane	0.40	U	1.0	0.40	0.13	ug/L		12/16/20 22:59	1
1,1-Dichloroethene	0.80	U	1.0	0.80	0.23	ug/L		12/16/20 22:59	1
1,2-Dichloroethene, Total	0.40	U	1.0	0.40	0.15	ug/L		12/16/20 22:59	1
cis-1,2-Dichloroethene	0.40	U	1.0	0.40	0.15	ug/L		12/16/20 22:59	1
trans-1,2-Dichloroethene	0.40	U	1.0	0.40	0.15	ug/L		12/16/20 22:59	1
1,2-Dichloropropane	0.40	U	1.0	0.40	0.18	ug/L		12/16/20 22:59	1
1,3-Dichloropropane	0.20	U	1.0	0.20	0.090	ug/L		12/16/20 22:59	1
2,2-Dichloropropane	0.80	U	1.0	0.80	0.38	ug/L		12/16/20 22:59	1
1,1-Dichloropropene	0.40	U	1.0	0.40	0.19	ug/L		12/16/20 22:59	1
cis-1,3-Dichloropropene	0.40	U	1.0	0.40	0.16	ug/L		12/16/20 22:59	1
trans-1,3-Dichloropropene	0.40	U	1.0	0.40	0.19	ug/L		12/16/20 22:59	1
Ethylbenzene	0.40	U	1.0	0.40	0.16	ug/L		12/16/20 22:59	1
2-Hexanone	4.0	U	5.0	4.0	1.7	ug/L		12/16/20 22:59	1
Hexachlorobutadiene	0.80	U	1.0	0.80	0.36	ug/L		12/16/20 22:59	1
Isopropylbenzene	0.40	U	1.0	0.40	0.19	ug/L		12/16/20 22:59	1
4-Isopropyltoluene	0.40	U	1.0	0.40	0.20	ug/L		12/16/20 22:59	1
Methylene Chloride	2.0	U	5.0	2.0	0.94	ug/L		12/16/20 22:59	1
4-Methyl-2-pentanone (MIBK)	3.2	U	5.0	3.2	0.98	ug/L		12/16/20 22:59	1
Methyl tert-butyl ether	0.80	U	5.0	0.80	0.25	ug/L		12/16/20 22:59	1
Naphthalene	0.80	U	1.0	0.80	0.22	ug/L		12/16/20 22:59	1
N-Propylbenzene	0.40	U	1.0	0.40	0.16	ug/L		12/16/20 22:59	1
Styrene	0.80	U	1.0	0.80	0.36	ug/L		12/16/20 22:59	1

Method: 8260B - Volatile Organic Compounds (GC/MS) (Continued)

Client Sample ID: RB-S10A-041220-01 — **Lab Sample ID: 280-143485-1**
Date Collected: 12/04/20 13:30 — **Matrix: Water**
Date Received: 12/05/20 10:00

Analyte	Result	Qualifier	LOQ	LOD	DL	Unit	D	Analyzed	Dil Fac
1,1,1,2-Tetrachloroethane	0.80	U	1.0	0.80	0.21	ug/L		12/16/20 22:59	1
1,1,2,2-Tetrachloroethane	0.80	U	1.0	0.80	0.21	ug/L		12/16/20 22:59	1
Tetrachloroethene	0.40	U	1.0	0.40	0.20	ug/L		12/16/20 22:59	1
Toluene	0.40	U	1.0	0.40	0.17	ug/L		12/16/20 22:59	1
1,2,3-Trichlorobenzene	0.80	U	1.0	0.80	0.21	ug/L		12/16/20 22:59	1
1,1,1-Trichloroethane	0.40	U	1.0	0.40	0.16	ug/L		12/16/20 22:59	1
1,1,2-Trichloroethane	0.80	U	1.0	0.80	0.27	ug/L		12/16/20 22:59	1
Trichloroethene	0.40	U	1.0	0.40	0.16	ug/L		12/16/20 22:59	1
Trichlorofluoromethane	0.80	U	2.0	0.80	0.29	ug/L		12/16/20 22:59	1
1,2,4-Trichlorobenzene	0.80	U	1.0	0.80	0.21	ug/L		12/16/20 22:59	1
1,2,3-Trichloropropane	0.80	U	3.0	0.80	0.33	ug/L		12/16/20 22:59	1
1,2,4-Trimethylbenzene	0.40	U	1.0	0.40	0.15	ug/L		12/16/20 22:59	1
1,3,5-Trimethylbenzene	0.40	U	1.0	0.40	0.16	ug/L		12/16/20 22:59	1
Vinyl chloride	0.20	U	1.5	0.20	0.10	ug/L		12/16/20 22:59	1
o-Xylene	0.40	U	1.0	0.40	0.19	ug/L		12/16/20 22:59	1
m-Xylene & p-Xylene	0.80	U	2.0	0.80	0.15	ug/L		12/16/20 22:59	1
2-Chlorotoluene	0.40	U	1.0	0.40	0.17	ug/L		12/16/20 22:59	1

Surrogate	*%Recovery*	*Qualifier*	*Limits*	*Prepared*	*Analyzed*	*Dil Fac*
Toluene-d8 (Surr)	*99*		*89 - 112*		*12/16/20 22:59*	*1*
1,2-Dichloroethane-d4 (Surr)	*113*		*81 - 118*		*12/16/20 22:59*	*1*
4-Bromofluorobenzene (Surr)	*101*		*85 - 114*		*12/16/20 22:59*	*1*
Dibromofluoromethane (Surr)	*102*		*80 - 119*		*12/16/20 22:59*	*1*

Client Sample ID: RB-S10A-041220-02 — **Lab Sample ID: 280-143485-2**
Date Collected: 12/04/20 13:45 — **Matrix: Water**
Date Received: 12/05/20 10:00

Analyte	Result	Qualifier	LOQ	LOD	DL	Unit	D	Analyzed	Dil Fac
Acetone	6.4	U	10	6.4	1.9	ug/L		12/16/20 23:22	1
Benzene	0.40	U	1.0	0.40	0.16	ug/L		12/16/20 23:22	1
Bromobenzene	0.40	U	1.0	0.40	0.17	ug/L		12/16/20 23:22	1
Bromochloromethane	0.20	U	1.0	0.20	0.10	ug/L		12/16/20 23:22	1
Bromodichloromethane	0.40	U	1.0	0.40	0.17	ug/L		12/16/20 23:22	1
Bromoform	1.0	U	1.0	1.0	0.46	ug/L		12/16/20 23:22	1
Bromomethane	0.80	U Q	2.0	0.80	0.21	ug/L		12/16/20 23:22	1
2-Butanone (MEK)	4.0	U	6.0	4.0	2.0	ug/L		12/16/20 23:22	1
n-Butylbenzene	0.80	U	1.0	0.80	0.14	ug/L		12/16/20 23:22	1
sec-Butylbenzene	0.40	U	1.0	0.40	0.17	ug/L		12/16/20 23:22	1
tert-Butylbenzene	0.40	U	1.0	0.40	0.16	ug/L		12/16/20 23:22	1
Carbon disulfide	0.80	U	2.0	0.80	0.17	ug/L		12/16/20 23:22	1
Carbon tetrachloride	0.40	U	2.0	0.40	0.19	ug/L		12/16/20 23:22	1
Chlorobenzene	0.40	U	1.0	0.40	0.17	ug/L		12/16/20 23:22	1
Chloroethane	1.6	U	2.0	1.6	0.41	ug/L		12/16/20 23:22	1
Chloroform	0.40	U	1.0	0.40	0.16	ug/L		12/16/20 23:22	1
Chloromethane	0.80	U	2.0	0.80	0.30	ug/L		12/16/20 23:22	1
4-Chlorotoluene	0.80	U	1.0	0.80	0.21	ug/L		12/16/20 23:22	1
Dibromochloromethane	0.40	U	1.0	0.40	0.17	ug/L		12/16/20 23:22	1
1,2-Dibromo-3-Chloropropane	1.6	U	5.0	1.6	0.47	ug/L		12/16/20 23:22	1
Dichlorodifluoromethane	0.80	U	2.0	0.80	0.31	ug/L		12/16/20 23:22	1
Dibromomethane	0.40	U	1.0	0.40	0.17	ug/L		12/16/20 23:22	1

Method: 8260B - Volatile Organic Compounds (GC/MS) (Continued)

Client Sample ID: RB-S10A-041220-02
Date Collected: 12/04/20 13:45
Date Received: 12/05/20 10:00

Lab Sample ID: 280-143485-2
Matrix: Water

Analyte	Result	Qualifier	LOQ	LOD	DL	Unit	D	Analyzed	Dil Fac
Ethylene Dibromide	0.40	U	1.0	0.40	0.18	ug/L		12/16/20 23:22	1
1,2-Dichlorobenzene	0.40	U	1.0	0.40	0.15	ug/L		12/16/20 23:22	1
1,3-Dichlorobenzene	0.40	U	1.0	0.40	0.13	ug/L		12/16/20 23:22	1
1,4-Dichlorobenzene	0.40	U	1.0	0.40	0.16	ug/L		12/16/20 23:22	1
1,1-Dichloroethane	0.80	U	1.0	0.80	0.22	ug/L		12/16/20 23:22	1
1,2-Dichloroethane	0.40	U	1.0	0.40	0.13	ug/L		12/16/20 23:22	1
1,1-Dichloroethene	0.80	U	1.0	0.80	0.23	ug/L		12/16/20 23:22	1
1,2-Dichloroethene, Total	0.40	U	1.0	0.40	0.15	ug/L		12/16/20 23:22	1
cis-1,2-Dichloroethene	0.40	U	1.0	0.40	0.15	ug/L		12/16/20 23:22	1
trans-1,2-Dichloroethene	0.40	U	1.0	0.40	0.15	ug/L		12/16/20 23:22	1
1,2-Dichloropropane	0.40	U	1.0	0.40	0.18	ug/L		12/16/20 23:22	1
1,3-Dichloropropane	0.20	U	1.0	0.20	0.090	ug/L		12/16/20 23:22	1
2,2-Dichloropropane	0.80	U	1.0	0.80	0.38	ug/L		12/16/20 23:22	1
1,1-Dichloropropene	0.40	U	1.0	0.40	0.19	ug/L		12/16/20 23:22	1
cis-1,3-Dichloropropene	0.40	U	1.0	0.40	0.16	ug/L		12/16/20 23:22	1
trans-1,3-Dichloropropene	0.40	U	1.0	0.40	0.19	ug/L		12/16/20 23:22	1
Ethylbenzene	0.40	U	1.0	0.40	0.16	ug/L		12/16/20 23:22	1
2-Hexanone	4.0	U	5.0	4.0	1.7	ug/L		12/16/20 23:22	1
Hexachlorobutadiene	0.80	U	1.0	0.80	0.36	ug/L		12/16/20 23:22	1
Isopropylbenzene	0.40	U	1.0	0.40	0.19	ug/L		12/16/20 23:22	1
4-Isopropyltoluene	0.40	U	1.0	0.40	0.20	ug/L		12/16/20 23:22	1
Methylene Chloride	2.0	U	5.0	2.0	0.94	ug/L		12/16/20 23:22	1
4-Methyl-2-pentanone (MIBK)	3.2	U	5.0	3.2	0.98	ug/L		12/16/20 23:22	1
Methyl tert-butyl ether	0.80	U	5.0	0.80	0.25	ug/L		12/16/20 23:22	1
Naphthalene	0.80	U	1.0	0.80	0.22	ug/L		12/16/20 23:22	1
N-Propylbenzene	0.40	U	1.0	0.40	0.16	ug/L		12/16/20 23:22	1
Styrene	0.80	U	1.0	0.80	0.36	ug/L		12/16/20 23:22	1
1,1,1,2-Tetrachloroethane	0.80	U	1.0	0.80	0.21	ug/L		12/16/20 23:22	1
1,1,2,2-Tetrachloroethane	0.80	U	1.0	0.80	0.21	ug/L		12/16/20 23:22	1
Tetrachloroethene	0.40	U	1.0	0.40	0.20	ug/L		12/16/20 23:22	1
Toluene	0.40	U	1.0	0.40	0.17	ug/L		12/16/20 23:22	1
1,2,3-Trichlorobenzene	0.80	U	1.0	0.80	0.21	ug/L		12/16/20 23:22	1
1,1,1-Trichloroethane	0.40	U	1.0	0.40	0.16	ug/L		12/16/20 23:22	1
1,1,2-Trichloroethane	0.80	U	1.0	0.80	0.27	ug/L		12/16/20 23:22	1
Trichloroethene	0.40	U	1.0	0.40	0.16	ug/L		12/16/20 23:22	1
Trichlorofluoromethane	0.80	U	2.0	0.80	0.29	ug/L		12/16/20 23:22	1
1,2,4-Trichlorobenzene	0.80	U	1.0	0.80	0.21	ug/L		12/16/20 23:22	1
1,2,3-Trichloropropane	0.80	U	3.0	0.80	0.33	ug/L		12/16/20 23:22	1
1,2,4-Trimethylbenzene	0.40	U	1.0	0.40	0.15	ug/L		12/16/20 23:22	1
1,3,5-Trimethylbenzene	0.40	U	1.0	0.40	0.16	ug/L		12/16/20 23:22	1
Vinyl chloride	0.20	U	1.5	0.20	0.10	ug/L		12/16/20 23:22	1
o-Xylene	0.40	U	1.0	0.40	0.19	ug/L		12/16/20 23:22	1
m-Xylene & p-Xylene	0.80	U	2.0	0.80	0.15	ug/L		12/16/20 23:22	1
2-Chlorotoluene	0.40	U	1.0	0.40	0.17	ug/L		12/16/20 23:22	1

Surrogate	*%Recovery*	*Qualifier*	*Limits*	*Prepared*	*Analyzed*	*Dil Fac*
Toluene-d8 (Surr)	*100*		*89 - 112*		*12/16/20 23:22*	*1*
1,2-Dichloroethane-d4 (Surr)	*113*		*81 - 118*		*12/16/20 23:22*	*1*
4-Bromofluorobenzene (Surr)	*102*		*85 - 114*		*12/16/20 23:22*	*1*
Dibromofluoromethane (Surr)	*100*		*80 - 119*		*12/16/20 23:22*	*1*

Method: 8015D GRO - Gasoline Range Organics (GRO)

Client Sample ID: RB-S10A-041220-01 — **Lab Sample ID: 280-143485-1**
Date Collected: 12/04/20 13:30 — **Matrix: Water**
Date Received: 12/05/20 10:00

Analyte	Result	Qualifier	LOQ	LOD	DL	Unit	D	Analyzed	Dil Fac
Gasoline Range Organics (GRO)-C6-C10	25	U Q	25	25	10	ug/L		12/10/20 06:10	1

Surrogate	*%Recovery*	*Qualifier*	*Limits*	*Prepared*	*Analyzed*	*Dil Fac*
a,a,a-Trifluorotoluene	*79*	*Q*	*82 - 110*		*12/10/20 06:10*	*1*

Client Sample ID: RB-S10A-041220-02 — **Lab Sample ID: 280-143485-2**
Date Collected: 12/04/20 13:45 — **Matrix: Water**
Date Received: 12/05/20 10:00

Analyte	Result	Qualifier	LOQ	LOD	DL	Unit	D	Analyzed	Dil Fac
Gasoline Range Organics (GRO)-C6-C10	25	U Q	25	25	10	ug/L		12/10/20 06:32	1

Surrogate	*%Recovery*	*Qualifier*	*Limits*	*Prepared*	*Analyzed*	*Dil Fac*
a,a,a-Trifluorotoluene	*80*	*Q*	*82 - 110*		*12/10/20 06:32*	*1*

Method: 8015D DRO - Diesel Range Organics (DRO) (GC)

Client Sample ID: RB-S10A-041220-01 — **Lab Sample ID: 280-143485-1**
Date Collected: 12/04/20 13:30 — **Matrix: Water**
Date Received: 12/05/20 10:00

Analyte	Result	Qualifier	LOQ	LOD	DL	Unit	D	Analyzed	Dil Fac
Diesel Range Organics [C10-C28]	**2.7**		0.24	0.12	0.032	mg/L		12/15/20 23:28	1
Motor Oil (C20-C38)	**3.5**		0.49	0.12	0.055	mg/L		12/15/20 23:28	1

Surrogate	*%Recovery*	*Qualifier*	*Limits*	*Prepared*	*Analyzed*	*Dil Fac*
o-Terphenyl (Surr)	*70*		*56 - 125*	*12/11/20 15:15*	*12/15/20 23:28*	*1*
n-Octacosane	*104*		*60 - 142*	*12/11/20 15:15*	*12/15/20 23:28*	*1*

Client Sample ID: RB-S10A-041220-02 — **Lab Sample ID: 280-143485-2**
Date Collected: 12/04/20 13:45 — **Matrix: Water**
Date Received: 12/05/20 10:00

Analyte	Result	Qualifier	LOQ	LOD	DL	Unit	D	Analyzed	Dil Fac
Diesel Range Organics [C10-C28]	**1.1**		0.24	0.11	0.031	mg/L		12/15/20 23:51	1
Motor Oil (C20-C38)	**1.9**		0.48	0.12	0.054	mg/L		12/15/20 23:51	1

Surrogate	*%Recovery*	*Qualifier*	*Limits*	*Prepared*	*Analyzed*	*Dil Fac*
o-Terphenyl (Surr)	*82*		*56 - 125*	*12/11/20 15:15*	*12/15/20 23:51*	*1*
n-Octacosane	*113*		*60 - 142*	*12/11/20 15:15*	*12/15/20 23:51*	*1*

Surrogate Summary

Client: EA Engineering, Science, and Technology
Project/Site: Kirtland AFB Vadose Zone Coring

Job ID: 280-143485-1

Method: 8260B - Volatile Organic Compounds (GC/MS)

Matrix: Water **Prep Type: Total/NA**

		Percent Surrogate Recovery (Acceptance Limits)			
		TOL	DCA	BFB	DBFM
Lab Sample ID	Client Sample ID	(89-112)	(81-118)	(85-114)	(80-119)
280-143485-1	RB-S10A-041220-01	99	113	101	102
280-143485-2	RB-S10A-041220-02	100	113	102	100
LCS 280-520747/5	Lab Control Sample	100	110	100	102
LCSD 280-520747/6	Lab Control Sample Dup	100	111	101	101
MB 280-520747/9	Method Blank	100	112	102	101

Surrogate Legend

TOL = Toluene-d8 (Surr)
DCA = 1,2-Dichloroethane-d4 (Surr)
BFB = 4-Bromofluorobenzene (Surr)
DBFM = Dibromofluoromethane (Surr)

Method: 8015D GRO - Gasoline Range Organics (GRO)

Matrix: Water **Prep Type: Total/NA**

		Percent Surrogate Recovery (Acceptance Limits)
		TFT1
Lab Sample ID	Client Sample ID	(82-110)
280-143485-1	RB-S10A-041220-01	79 Q
280-143485-2	RB-S10A-041220-02	80 Q
LCS 280-519873/3	Lab Control Sample	84
LCSD 280-519873/4	Lab Control Sample Dup	82
MB 280-519873/5	Method Blank	87

Surrogate Legend

TFT = a,a,a-Trifluorotoluene

Method: 8015D DRO - Diesel Range Organics (DRO) (GC)

Matrix: Water **Prep Type: Total/NA**

		Percent Surrogate Recovery (Acceptance Limits)	
		OTPH1	OTCN1
Lab Sample ID	Client Sample ID	(56-125)	(60-142)
280-143485-1	RB-S10A-041220-01	70	104
280-143485-2	RB-S10A-041220-02	82	113
LCS 280-520130/2-A	Lab Control Sample	75 M	89
LCS 280-520130/4-A	Lab Control Sample	88	123
LCSD 280-520130/3-A	Lab Control Sample Dup	84 M	95
LCSD 280-520130/5-A	Lab Control Sample Dup	85	118
MB 280-520130/1-A	Method Blank	70	98

Surrogate Legend

OTPH = o-Terphenyl (Surr)
OTCN = n-Octacosane

Method: 8260B - Volatile Organic Compounds (GC/MS)

Lab Sample ID: MB 280-520747/9
Matrix: Water
Analysis Batch: 520747

Client Sample ID: Method Blank
Prep Type: Total/NA

Analyte	MB Result	MB Qualifier	LOQ	LOD	DL	Unit	D	Analyzed	Dil Fac
Acetone	6.4	U	10	6.4	1.9	ug/L		12/16/20 21:27	1
Benzene	0.40	U	1.0	0.40	0.16	ug/L		12/16/20 21:27	1
Bromobenzene	0.40	U	1.0	0.40	0.17	ug/L		12/16/20 21:27	1
Bromochloromethane	0.20	U	1.0	0.20	0.10	ug/L		12/16/20 21:27	1
Bromodichloromethane	0.40	U	1.0	0.40	0.17	ug/L		12/16/20 21:27	1
Bromoform	1.0	U	1.0	1.0	0.46	ug/L		12/16/20 21:27	1
Bromomethane	0.80	U	2.0	0.80	0.21	ug/L		12/16/20 21:27	1
2-Butanone (MEK)	4.0	U	6.0	4.0	2.0	ug/L		12/16/20 21:27	1
n-Butylbenzene	0.80	U	1.0	0.80	0.14	ug/L		12/16/20 21:27	1
sec-Butylbenzene	0.40	U	1.0	0.40	0.17	ug/L		12/16/20 21:27	1
tert-Butylbenzene	0.40	U	1.0	0.40	0.16	ug/L		12/16/20 21:27	1
Carbon disulfide	0.80	U	2.0	0.80	0.17	ug/L		12/16/20 21:27	1
Carbon tetrachloride	0.40	U	2.0	0.40	0.19	ug/L		12/16/20 21:27	1
Chlorobenzene	0.40	U	1.0	0.40	0.17	ug/L		12/16/20 21:27	1
Chloroethane	1.6	U	2.0	1.6	0.41	ug/L		12/16/20 21:27	1
Chloroform	0.40	U	1.0	0.40	0.16	ug/L		12/16/20 21:27	1
Chloromethane	0.80	U	2.0	0.80	0.30	ug/L		12/16/20 21:27	1
4-Chlorotoluene	0.80	U	1.0	0.80	0.21	ug/L		12/16/20 21:27	1
Dibromochloromethane	0.40	U	1.0	0.40	0.17	ug/L		12/16/20 21:27	1
1,2-Dibromo-3-Chloropropane	1.6	U	5.0	1.6	0.47	ug/L		12/16/20 21:27	1
Dichlorodifluoromethane	0.80	U	2.0	0.80	0.31	ug/L		12/16/20 21:27	1
Dibromomethane	0.40	U	1.0	0.40	0.17	ug/L		12/16/20 21:27	1
Ethylene Dibromide	0.40	U	1.0	0.40	0.18	ug/L		12/16/20 21:27	1
1,2-Dichlorobenzene	0.40	U	1.0	0.40	0.15	ug/L		12/16/20 21:27	1
1,3-Dichlorobenzene	0.40	U	1.0	0.40	0.13	ug/L		12/16/20 21:27	1
1,4-Dichlorobenzene	0.40	U	1.0	0.40	0.16	ug/L		12/16/20 21:27	1
1,1-Dichloroethane	0.80	U	1.0	0.80	0.22	ug/L		12/16/20 21:27	1
1,2-Dichloroethane	0.40	U	1.0	0.40	0.13	ug/L		12/16/20 21:27	1
1,1-Dichloroethene	0.80	U	1.0	0.80	0.23	ug/L		12/16/20 21:27	1
1,2-Dichloroethene, Total	0.40	U	1.0	0.40	0.15	ug/L		12/16/20 21:27	1
cis-1,2-Dichloroethene	0.40	U	1.0	0.40	0.15	ug/L		12/16/20 21:27	1
trans-1,2-Dichloroethene	0.40	U	1.0	0.40	0.15	ug/L		12/16/20 21:27	1
1,2-Dichloropropane	0.40	U M	1.0	0.40	0.18	ug/L		12/16/20 21:27	1
1,3-Dichloropropane	0.20	U	1.0	0.20	0.090	ug/L		12/16/20 21:27	1
2,2-Dichloropropane	0.80	U	1.0	0.80	0.38	ug/L		12/16/20 21:27	1
1,1-Dichloropropene	0.40	U	1.0	0.40	0.19	ug/L		12/16/20 21:27	1
cis-1,3-Dichloropropene	0.40	U	1.0	0.40	0.16	ug/L		12/16/20 21:27	1
trans-1,3-Dichloropropene	0.40	U	1.0	0.40	0.19	ug/L		12/16/20 21:27	1
Ethylbenzene	0.40	U	1.0	0.40	0.16	ug/L		12/16/20 21:27	1
2-Hexanone	4.0	U	5.0	4.0	1.7	ug/L		12/16/20 21:27	1
Hexachlorobutadiene	0.80	U	1.0	0.80	0.36	ug/L		12/16/20 21:27	1
Isopropylbenzene	0.40	U	1.0	0.40	0.19	ug/L		12/16/20 21:27	1
4-Isopropyltoluene	0.40	U	1.0	0.40	0.20	ug/L		12/16/20 21:27	1
Methylene Chloride	2.0	U	5.0	2.0	0.94	ug/L		12/16/20 21:27	1
4-Methyl-2-pentanone (MIBK)	3.2	U	5.0	3.2	0.98	ug/L		12/16/20 21:27	1
Methyl tert-butyl ether	0.80	U	5.0	0.80	0.25	ug/L		12/16/20 21:27	1
Naphthalene	0.80	U	1.0	0.80	0.22	ug/L		12/16/20 21:27	1
N-Propylbenzene	0.40	U	1.0	0.40	0.16	ug/L		12/16/20 21:27	1

Method: 8260B - Volatile Organic Compounds (GC/MS) (Continued)

Lab Sample ID: MB 280-520747/9
Matrix: Water
Analysis Batch: 520747

Client Sample ID: Method Blank
Prep Type: Total/NA

Analyte	MB Result	MB Qualifier	LOQ	LOD	DL	Unit	D	Analyzed	Dil Fac
Styrene	0.80	U	1.0	0.80	0.36	ug/L		12/16/20 21:27	1
1,1,1,2-Tetrachloroethane	0.80	U	1.0	0.80	0.21	ug/L		12/16/20 21:27	1
1,1,2,2-Tetrachloroethane	0.80	U	1.0	0.80	0.21	ug/L		12/16/20 21:27	1
Tetrachloroethene	0.40	U	1.0	0.40	0.20	ug/L		12/16/20 21:27	1
Toluene	0.40	U	1.0	0.40	0.17	ug/L		12/16/20 21:27	1
1,2,3-Trichlorobenzene	0.80	U	1.0	0.80	0.21	ug/L		12/16/20 21:27	1
1,1,1-Trichloroethane	0.40	U	1.0	0.40	0.16	ug/L		12/16/20 21:27	1
1,1,2-Trichloroethane	0.80	U	1.0	0.80	0.27	ug/L		12/16/20 21:27	1
Trichloroethene	0.40	U	1.0	0.40	0.16	ug/L		12/16/20 21:27	1
Trichlorofluoromethane	0.80	U	2.0	0.80	0.29	ug/L		12/16/20 21:27	1
1,2,4-Trichlorobenzene	0.80	U	1.0	0.80	0.21	ug/L		12/16/20 21:27	1
1,2,3-Trichloropropane	0.80	U	3.0	0.80	0.33	ug/L		12/16/20 21:27	1
1,2,4-Trimethylbenzene	0.40	U	1.0	0.40	0.15	ug/L		12/16/20 21:27	1
1,3,5-Trimethylbenzene	0.40	U	1.0	0.40	0.16	ug/L		12/16/20 21:27	1
Vinyl chloride	0.20	U	1.5	0.20	0.10	ug/L		12/16/20 21:27	1
o-Xylene	0.40	U	1.0	0.40	0.19	ug/L		12/16/20 21:27	1
m-Xylene & p-Xylene	0.80	U	2.0	0.80	0.15	ug/L		12/16/20 21:27	1
2-Chlorotoluene	0.40	U	1.0	0.40	0.17	ug/L		12/16/20 21:27	1

Surrogate	*MB %Recovery*	*MB Qualifier*	*Limits*	*Prepared*	*Analyzed*	*Dil Fac*
Toluene-d8 (Surr)	*100*		*89 - 112*		*12/16/20 21:27*	*1*
1,2-Dichloroethane-d4 (Surr)	*112*		*81 - 118*		*12/16/20 21:27*	*1*
4-Bromofluorobenzene (Surr)	*102*		*85 - 114*		*12/16/20 21:27*	*1*
Dibromofluoromethane (Surr)	*101*		*80 - 119*		*12/16/20 21:27*	*1*

Lab Sample ID: LCS 280-520747/5
Matrix: Water
Analysis Batch: 520747

Client Sample ID: Lab Control Sample
Prep Type: Total/NA

Analyte	Spike Added	LCS Result	LCS Qualifier	Unit	D	%Rec	%Rec. Limits
Acetone	100	107		ug/L		107	39 - 160
Benzene	25.0	23.2		ug/L		93	79 - 120
Bromobenzene	25.0	22.2		ug/L		89	80 - 120
Bromochloromethane	25.0	23.0		ug/L		92	78 - 123
Bromodichloromethane	25.0	25.5		ug/L		102	79 - 125
Bromoform	25.0	22.9		ug/L		92	66 - 130
Bromomethane	25.0	20.3		ug/L		81	53 - 141
2-Butanone (MEK)	100	102		ug/L		102	56 - 143
n-Butylbenzene	25.0	23.8		ug/L		95	75 - 128
sec-Butylbenzene	25.0	21.2		ug/L		85	77 - 126
tert-Butylbenzene	25.0	22.5		ug/L		90	78 - 124
Carbon disulfide	25.0	23.1		ug/L		92	64 - 133
Carbon tetrachloride	25.0	24.1		ug/L		96	72 - 136
Chlorobenzene	25.0	22.9		ug/L		91	82 - 118
Chloroethane	25.0	26.0		ug/L		104	60 - 138
Chloroform	25.0	24.6		ug/L		98	79 - 124
Chloromethane	25.0	26.0		ug/L		104	50 - 139
4-Chlorotoluene	25.0	22.3		ug/L		89	78 - 122

Method: 8260B - Volatile Organic Compounds (GC/MS) (Continued)

Lab Sample ID: LCS 280-520747/5
Matrix: Water
Analysis Batch: 520747

Client Sample ID: Lab Control Sample
Prep Type: Total/NA

Analyte	Spike Added	LCS Result	LCS Qualifier	Unit	D	%Rec	%Rec. Limits
Dibromochloromethane	25.0	24.0		ug/L		96	74 - 126
1,2-Dibromo-3-Chloropropane	25.0	20.8		ug/L		83	62 - 128
Dichlorodifluoromethane	25.0	28.0		ug/L		112	32 - 152
Dibromomethane	25.0	25.0		ug/L		100	79 - 123
Ethylene Dibromide	25.0	23.8		ug/L		95	77 - 121
1,2-Dichlorobenzene	25.0	23.5		ug/L		94	80 - 119
1,3-Dichlorobenzene	25.0	22.1		ug/L		88	80 - 119
1,4-Dichlorobenzene	25.0	22.5		ug/L		90	79 - 118
1,1-Dichloroethane	25.0	24.3		ug/L		97	77 - 125
1,2-Dichloroethane	25.0	26.2		ug/L		105	73 - 128
1,1-Dichloroethene	25.0	24.1		ug/L		96	71 - 131
cis-1,2-Dichloroethene	25.0	24.1		ug/L		97	78 - 123
trans-1,2-Dichloroethene	25.0	24.0		ug/L		96	75 - 124
1,2-Dichloropropane	25.0	24.1		ug/L		96	78 - 122
1,3-Dichloropropane	25.0	24.0		ug/L		96	80 - 119
2,2-Dichloropropane	25.0	25.2		ug/L		101	60 - 139
1,1-Dichloropropene	25.0	23.6		ug/L		94	79 - 125
cis-1,3-Dichloropropene	25.0	23.8		ug/L		95	75 - 124
trans-1,3-Dichloropropene	25.0	22.1		ug/L		88	73 - 127
Ethylbenzene	25.0	22.9		ug/L		92	79 - 121
2-Hexanone	100	98.7		ug/L		99	57 - 139
Hexachlorobutadiene	25.0	23.0		ug/L		92	66 - 134
Isopropylbenzene	25.0	22.1		ug/L		88	72 - 131
4-Isopropyltoluene	25.0	23.4		ug/L		93	77 - 127
Methylene Chloride	25.0	23.3		ug/L		93	74 - 124
4-Methyl-2-pentanone (MIBK)	100	105		ug/L		105	67 - 130
Methyl tert-butyl ether	25.0	25.0		ug/L		100	71 - 124
Naphthalene	25.0	23.0		ug/L		92	61 - 128
N-Propylbenzene	25.0	21.6		ug/L		87	76 - 126
Styrene	25.0	23.3		ug/L		93	78 - 123
1,1,1,2-Tetrachloroethane	25.0	22.5		ug/L		90	78 - 124
1,1,2,2-Tetrachloroethane	25.0	23.4		ug/L		94	71 - 121
Tetrachloroethene	25.0	21.4		ug/L		86	74 - 129
Toluene	25.0	23.9		ug/L		96	80 - 121
1,2,3-Trichlorobenzene	25.0	24.0		ug/L		96	69 - 129
1,1,1-Trichloroethane	25.0	24.4		ug/L		97	74 - 131
1,1,2-Trichloroethane	25.0	24.5		ug/L		98	80 - 119
Trichloroethene	25.0	23.2		ug/L		93	79 - 123
Trichlorofluoromethane	25.0	29.4		ug/L		118	65 - 141
1,2,4-Trichlorobenzene	25.0	22.9		ug/L		92	69 - 130
1,2,3-Trichloropropane	25.0	23.6		ug/L		94	73 - 122
1,2,4-Trimethylbenzene	25.0	23.2		ug/L		93	76 - 124
1,3,5-Trimethylbenzene	25.0	23.3		ug/L		93	75 - 124
Vinyl chloride	25.0	27.7		ug/L		111	58 - 137
o-Xylene	25.0	23.1		ug/L		92	78 - 122
m-Xylene & p-Xylene	25.0	22.2		ug/L		89	80 - 121
2-Chlorotoluene	25.0	22.8		ug/L		91	79 - 122

Method: 8260B - Volatile Organic Compounds (GC/MS) (Continued)

Lab Sample ID: LCS 280-520747/5
Matrix: Water
Analysis Batch: 520747

Client Sample ID: Lab Control Sample
Prep Type: Total/NA

Surrogate	*LCS %Recovery*	*LCS Qualifier*	*Limits*
Toluene-d8 (Surr)	*100*		*89 - 112*
1,2-Dichloroethane-d4 (Surr)	*110*		*81 - 118*
4-Bromofluorobenzene (Surr)	*100*		*85 - 114*
Dibromofluoromethane (Surr)	*102*		*80 - 119*

Lab Sample ID: LCSD 280-520747/6
Matrix: Water
Analysis Batch: 520747

Client Sample ID: Lab Control Sample Dup
Prep Type: Total/NA

Analyte	Spike Added	LCSD Result	LCSD Qualifier	Unit	D	%Rec	%Rec. Limits	RPD	RPD Limit
Acetone	100	112		ug/L		112	39 - 160	5	20
Benzene	25.0	23.9		ug/L		95	79 - 120	3	20
Bromobenzene	25.0	23.5		ug/L		94	80 - 120	6	20
Bromochloromethane	25.0	23.7		ug/L		95	78 - 123	3	20
Bromodichloromethane	25.0	25.5		ug/L		102	79 - 125	0	20
Bromoform	25.0	23.0		ug/L		92	66 - 130	1	20
Bromomethane	25.0	20.9		ug/L		83	53 - 141	3	20
2-Butanone (MEK)	100	108		ug/L		108	56 - 143	6	20
n-Butylbenzene	25.0	24.6		ug/L		98	75 - 128	3	20
sec-Butylbenzene	25.0	22.1		ug/L		88	77 - 126	4	20
tert-Butylbenzene	25.0	23.5		ug/L		94	78 - 124	4	20
Carbon disulfide	25.0	23.6		ug/L		95	64 - 133	2	20
Carbon tetrachloride	25.0	23.8		ug/L		95	72 - 136	1	20
Chlorobenzene	25.0	23.4		ug/L		94	82 - 118	3	20
Chloroethane	25.0	27.5		ug/L		110	60 - 138	6	20
Chloroform	25.0	25.0		ug/L		100	79 - 124	2	20
Chloromethane	25.0	26.9		ug/L		108	50 - 139	3	20
4-Chlorotoluene	25.0	23.4		ug/L		94	78 - 122	5	20
Dibromochloromethane	25.0	24.5		ug/L		98	74 - 126	2	20
1,2-Dibromo-3-Chloropropane	25.0	22.6		ug/L		90	62 - 128	8	20
Dichlorodifluoromethane	25.0	28.3		ug/L		113	32 - 152	1	20
Dibromomethane	25.0	25.6		ug/L		102	79 - 123	2	20
Ethylene Dibromide	25.0	24.3		ug/L		97	77 - 121	2	20
1,2-Dichlorobenzene	25.0	23.8		ug/L		95	80 - 119	1	20
1,3-Dichlorobenzene	25.0	23.2		ug/L		93	80 - 119	5	20
1,4-Dichlorobenzene	25.0	23.3		ug/L		93	79 - 118	3	20
1,1-Dichloroethane	25.0	24.9		ug/L		100	77 - 125	2	20
1,2-Dichloroethane	25.0	27.2		ug/L		109	73 - 128	3	20
1,1-Dichloroethene	25.0	24.3		ug/L		97	71 - 131	1	20
cis-1,2-Dichloroethene	25.0	24.7		ug/L		99	78 - 123	2	20
trans-1,2-Dichloroethene	25.0	25.2		ug/L		101	75 - 124	5	20
1,2-Dichloropropane	25.0	24.9		ug/L		100	78 - 122	3	20
1,3-Dichloropropane	25.0	24.5		ug/L		98	80 - 119	2	20
2,2-Dichloropropane	25.0	25.3		ug/L		101	60 - 139	0	20
1,1-Dichloropropene	25.0	23.7		ug/L		95	79 - 125	0	20
cis-1,3-Dichloropropene	25.0	23.9		ug/L		96	75 - 124	0	20
trans-1,3-Dichloropropene	25.0	22.9		ug/L		91	73 - 127	3	20
Ethylbenzene	25.0	23.2		ug/L		93	79 - 121	1	20

Method: 8260B - Volatile Organic Compounds (GC/MS) (Continued)

Lab Sample ID: LCSD 280-520747/6
Matrix: Water
Analysis Batch: 520747

Client Sample ID: Lab Control Sample Dup
Prep Type: Total/NA

Analyte	Spike Added	LCSD Result	LCSD Qualifier	Unit	D	%Rec	%Rec. Limits	RPD	RPD Limit
2-Hexanone	100	105		ug/L		105	57 - 139	6	20
Hexachlorobutadiene	25.0	24.0		ug/L		96	66 - 134	4	20
Isopropylbenzene	25.0	22.9		ug/L		92	72 - 131	3	20
4-Isopropyltoluene	25.0	24.1		ug/L		96	77 - 127	3	20
Methylene Chloride	25.0	23.9		ug/L		96	74 - 124	3	20
4-Methyl-2-pentanone (MIBK)	100	111		ug/L		111	67 - 130	5	20
Methyl tert-butyl ether	25.0	25.7		ug/L		103	71 - 124	3	20
Naphthalene	25.0	24.4		ug/L		98	61 - 128	6	20
N-Propylbenzene	25.0	22.2		ug/L		89	76 - 126	3	20
Styrene	25.0	23.5		ug/L		94	78 - 123	1	20
1,1,1,2-Tetrachloroethane	25.0	22.5		ug/L		90	78 - 124	0	20
1,1,2,2-Tetrachloroethane	25.0	24.9		ug/L		100	71 - 121	6	20
Tetrachloroethene	25.0	21.0		ug/L		84	74 - 129	2	20
Toluene	25.0	24.4		ug/L		98	80 - 121	2	20
1,2,3-Trichlorobenzene	25.0	25.3		ug/L		101	69 - 129	5	20
1,1,1-Trichloroethane	25.0	24.6		ug/L		98	74 - 131	1	20
1,1,2-Trichloroethane	25.0	24.9		ug/L		99	80 - 119	2	20
Trichloroethene	25.0	23.2		ug/L		93	79 - 123	0	20
Trichlorofluoromethane	25.0	30.4		ug/L		122	65 - 141	3	20
1,2,4-Trichlorobenzene	25.0	23.3		ug/L		93	69 - 130	2	20
1,2,3-Trichloropropane	25.0	25.1		ug/L		100	73 - 122	6	20
1,2,4-Trimethylbenzene	25.0	24.2		ug/L		97	76 - 124	4	20
1,3,5-Trimethylbenzene	25.0	24.0		ug/L		96	75 - 124	3	20
Vinyl chloride	25.0	28.4		ug/L		114	58 - 137	2	20
o-Xylene	25.0	23.3		ug/L		93	78 - 122	1	20
m-Xylene & p-Xylene	25.0	22.0		ug/L		88	80 - 121	1	20
2-Chlorotoluene	25.0	23.6		ug/L		95	79 - 122	4	20

Surrogate	*LCSD %Recovery*	*LCSD Qualifier*	*Limits*
Toluene-d8 (Surr)	*100*		*89 - 112*
1,2-Dichloroethane-d4 (Surr)	*111*		*81 - 118*
4-Bromofluorobenzene (Surr)	*101*		*85 - 114*
Dibromofluoromethane (Surr)	*101*		*80 - 119*

Method: 8015D GRO - Gasoline Range Organics (GRO)

Lab Sample ID: MB 280-519873/5
Matrix: Water
Analysis Batch: 519873

Client Sample ID: Method Blank
Prep Type: Total/NA

Analyte	MB Result	MB Qualifier	LOQ	LOD	DL	Unit	D	Analyzed	Dil Fac
Gasoline Range Organics (GRO)-C6-C10	25	U	25	25	10	ug/L		12/09/20 21:22	1

Surrogate	*MB %Recovery*	*MB Qualifier*	*Limits*	*Prepared*	*Analyzed*	*Dil Fac*
a,a,a-Trifluorotoluene	*87*		*82 - 110*		*12/09/20 21:22*	*1*

Method: 8015D GRO - Gasoline Range Organics (GRO) (Continued)

Lab Sample ID: LCS 280-519873/3 — **Client Sample ID: Lab Control Sample**
Matrix: Water — **Prep Type: Total/NA**
Analysis Batch: 519873

Analyte			Spike Added	LCS Result	LCS Qualifier	Unit	D	%Rec	%Rec. Limits		
Gasoline Range Organics (GRO)-C6-C10			76.9	70.7		ug/L		92	78 - 122		

Surrogate	*LCS %Recovery*	*LCS Qualifier*	*Limits*
a,a,a-Trifluorotoluene	*84*		*82 - 110*

Lab Sample ID: LCSD 280-519873/4 — **Client Sample ID: Lab Control Sample Dup**
Matrix: Water — **Prep Type: Total/NA**
Analysis Batch: 519873

Analyte			Spike Added	LCSD Result	LCSD Qualifier	Unit	D	%Rec	%Rec. Limits	RPD	RPD Limit
Gasoline Range Organics (GRO)-C6-C10			76.9	67.3		ug/L		88	78 - 122	5	30

Surrogate	*LCSD %Recovery*	*LCSD Qualifier*	*Limits*
a,a,a-Trifluorotoluene	*82*		*82 - 110*

Method: 8015D DRO - Diesel Range Organics (DRO) (GC)

Lab Sample ID: MB 280-520130/1-A — **Client Sample ID: Method Blank**
Matrix: Water — **Prep Type: Total/NA**
Analysis Batch: 520579 — **Prep Batch: 520130**

Analyte	MB Result	MB Qualifier	LOQ	LOD	DL	Unit	D	Analyzed	Dil Fac
Diesel Range Organics [C10-C28]	0.12	U	0.25	0.12	0.033	mg/L		12/15/20 21:33	1
Motor Oil (C20-C38)	0.216	J	0.50	0.13	0.056	mg/L		12/15/20 21:33	1

Surrogate	*MB %Recovery*	*MB Qualifier*	*Limits*	*Prepared*	*Analyzed*	*Dil Fac*
o-Terphenyl (Surr)	*70*		*56 - 125*	*12/11/20 15:15*	*12/15/20 21:33*	*1*
n-Octacosane	*98*		*60 - 142*	*12/11/20 15:15*	*12/15/20 21:33*	*1*

Lab Sample ID: LCS 280-520130/2-A — **Client Sample ID: Lab Control Sample**
Matrix: Water — **Prep Type: Total/NA**
Analysis Batch: 520579 — **Prep Batch: 520130**

Analyte			Spike Added	LCS Result	LCS Qualifier	Unit	D	%Rec	%Rec. Limits		
Diesel Range Organics [C10-C28]			1.98	1.40	M	mg/L		70	36 - 132		

Surrogate	*LCS %Recovery*	*LCS Qualifier*	*Limits*
o-Terphenyl (Surr)	*75*	*M*	*56 - 125*
n-Octacosane	*89*		*60 - 142*

Method: 8015D DRO - Diesel Range Organics (DRO) (GC) (Continued)

Lab Sample ID: LCS 280-520130/4-A
Matrix: Water
Analysis Batch: 520579

Client Sample ID: Lab Control Sample
Prep Type: Total/NA
Prep Batch: 520130

Analyte			Spike Added	LCS Result	LCS Qualifier	Unit	D	%Rec	%Rec. Limits		
Motor Oil (C20-C38)			5.02	5.12		mg/L		102	41 - 113		

Surrogate	*LCS %Recovery*	*LCS Qualifier*	*Limits*
o-Terphenyl (Surr)	*88*		*56 - 125*
n-Octacosane	*123*		*60 - 142*

Lab Sample ID: LCSD 280-520130/3-A
Matrix: Water
Analysis Batch: 520579

Client Sample ID: Lab Control Sample Dup
Prep Type: Total/NA
Prep Batch: 520130

Analyte			Spike Added	LCSD Result	LCSD Qualifier	Unit	D	%Rec	%Rec. Limits	RPD	RPD Limit
Diesel Range Organics [C10-C28]			1.98	1.56	M	mg/L		79	36 - 132	11	30

Surrogate	*LCSD %Recovery*	*LCSD Qualifier*	*Limits*
o-Terphenyl (Surr)	*84*	*M*	*56 - 125*
n-Octacosane	*95*		*60 - 142*

Lab Sample ID: LCSD 280-520130/5-A
Matrix: Water
Analysis Batch: 520579

Client Sample ID: Lab Control Sample Dup
Prep Type: Total/NA
Prep Batch: 520130

Analyte			Spike Added	LCSD Result	LCSD Qualifier	Unit	D	%Rec	%Rec. Limits	RPD	RPD Limit
Motor Oil (C20-C38)			5.02	5.03		mg/L		100	41 - 113	2	30

Surrogate	*LCSD %Recovery*	*LCSD Qualifier*	*Limits*
o-Terphenyl (Surr)	*85*		*56 - 125*
n-Octacosane	*118*		*60 - 142*

QC Association Summary

Client: EA Engineering, Science, and Technology
Project/Site: Kirtland AFB Vadose Zone Coring

Job ID: 280-143485-1

GC/MS VOA

Analysis Batch: 520747

Lab Sample ID	Client Sample ID	Prep Type	Matrix	Method	Prep Batch
280-143485-1	RB-S10A-041220-01	Total/NA	Water	8260B	
280-143485-2	RB-S10A-041220-02	Total/NA	Water	8260B	
MB 280-520747/9	Method Blank	Total/NA	Water	8260B	
LCS 280-520747/5	Lab Control Sample	Total/NA	Water	8260B	
LCSD 280-520747/6	Lab Control Sample Dup	Total/NA	Water	8260B	

GC VOA

Analysis Batch: 519873

Lab Sample ID	Client Sample ID	Prep Type	Matrix	Method	Prep Batch
280-143485-1	RB-S10A-041220-01	Total/NA	Water	8015D GRO	
280-143485-2	RB-S10A-041220-02	Total/NA	Water	8015D GRO	
MB 280-519873/5	Method Blank	Total/NA	Water	8015D GRO	
LCS 280-519873/3	Lab Control Sample	Total/NA	Water	8015D GRO	
LCSD 280-519873/4	Lab Control Sample Dup	Total/NA	Water	8015D GRO	

GC Semi VOA

Prep Batch: 520130

Lab Sample ID	Client Sample ID	Prep Type	Matrix	Method	Prep Batch
280-143485-1	RB-S10A-041220-01	Total/NA	Water	3510C	
280-143485-2	RB-S10A-041220-02	Total/NA	Water	3510C	
MB 280-520130/1-A	Method Blank	Total/NA	Water	3510C	
LCS 280-520130/2-A	Lab Control Sample	Total/NA	Water	3510C	
LCS 280-520130/4-A	Lab Control Sample	Total/NA	Water	3510C	
LCSD 280-520130/3-A	Lab Control Sample Dup	Total/NA	Water	3510C	
LCSD 280-520130/5-A	Lab Control Sample Dup	Total/NA	Water	3510C	

Analysis Batch: 520579

Lab Sample ID	Client Sample ID	Prep Type	Matrix	Method	Prep Batch
280-143485-1	RB-S10A-041220-01	Total/NA	Water	8015D DRO	520130
280-143485-2	RB-S10A-041220-02	Total/NA	Water	8015D DRO	520130
MB 280-520130/1-A	Method Blank	Total/NA	Water	8015D DRO	520130
LCS 280-520130/2-A	Lab Control Sample	Total/NA	Water	8015D DRO	520130
LCS 280-520130/4-A	Lab Control Sample	Total/NA	Water	8015D DRO	520130
LCSD 280-520130/3-A	Lab Control Sample Dup	Total/NA	Water	8015D DRO	520130
LCSD 280-520130/5-A	Lab Control Sample Dup	Total/NA	Water	8015D DRO	520130

Lab Chronicle

Client: EA Engineering, Science, and Technology
Project/Site: Kirtland AFB Vadose Zone Coring

Job ID: 280-143485-1

Client Sample ID: RB-S10A-041220-01

Lab Sample ID: 280-143485-1

Date Collected: 12/04/20 13:30

Matrix: Water

Date Received: 12/05/20 10:00

Prep Type	Batch Type	Batch Method	Run	Dil Factor	Initial Amount	Final Amount	Batch Number	Prepared or Analyzed	Analyst	Lab
Total/NA	Analysis	8260B		1	5 mL	5 mL	520747	12/16/20 22:59	RJS	TAL DEN
Total/NA	Analysis	8015D GRO		1	5 mL	5 mL	519873	12/10/20 06:10	AAR	TAL DEN
Total/NA	Prep	3510C			1027.8 mL	1 mL	520130	12/11/20 15:15	NMC	TAL DEN
Total/NA	Analysis	8015D DRO		1			520579	12/15/20 23:28	MAM	TAL DEN

Client Sample ID: RB-S10A-041220-02

Lab Sample ID: 280-143485-2

Date Collected: 12/04/20 13:45

Matrix: Water

Date Received: 12/05/20 10:00

Prep Type	Batch Type	Batch Method	Run	Dil Factor	Initial Amount	Final Amount	Batch Number	Prepared or Analyzed	Analyst	Lab
Total/NA	Analysis	8260B		1	5 mL	5 mL	520747	12/16/20 23:22	RJS	TAL DEN
Total/NA	Analysis	8015D GRO		1	5 mL	5 mL	519873	12/10/20 06:32	AAR	TAL DEN
Total/NA	Prep	3510C			1045.2 mL	1 mL	520130	12/11/20 15:15	NMC	TAL DEN
Total/NA	Analysis	8015D DRO		1			520579	12/15/20 23:51	MAM	TAL DEN

Laboratory References:

TAL DEN = Eurofins TestAmerica, Denver, 4955 Yarrow Street, Arvada, CO 80002, TEL (303)736-0100

Accreditation/Certification Summary

Client: EA Engineering, Science, and Technology
Project/Site: Kirtland AFB Vadose Zone Coring

Job ID: 280-143485-1

Laboratory: Eurofins TestAmerica, Denver

The accreditations/certifications listed below are applicable to this report.

Authority	Program	Identification Number	Expiration Date
A2LA	Dept. of Defense ELAP	2907.01	10-31-21

Eurofins TestAmerica Denver
4955 Yarrow Street
Arvada, CO 80002
Phone (303) 736-0100 Fax (303) 431-7171

Chain of Custody Record

eurofins | Environment Testing America

Client Information	Sampler: JOSH LIVINGSTON	Lab PM: Bieniulis, Dylan	Carrier Tracking No(s): 8156595816 51	COC No: COC1-S10A-TA-20201204
Client Contact: Pamela Moss	Phone: (575)430-8078	E-Mail: Dylan.Bieniulis@eurofinset.com		Page: 1 of 1
Company: EA Engineering, Science, and Technology				Job #: —
Address: 7995 E. Prentice Ave, Suite 206E	Due Date Requested: Per PO			
City: Greenwood Village	TAT Requested (days): Per PO			
State, Zip: CO, 80111				
Phone: 303-590-9143(Tel)	PO #: 16065			
Email: pmoss@eaest.com	WO #: 62735DM02.1017			
Project Name: Kirtland Vadose Zone Coring	Project #: 28016071			
Site: Kirtland BFF	SSOW#: —			

Analysis Requested

Preservation Codes:

A - HCL, B - NaOH, C - Zn Acetate, D - Nitric Acid, E - NaHSO4, F - MeOH, G - Amchlor, H - Ascorbic Acid, I - Ice, J - DI Water, K - EDTA, L - EDA, M - Hexane, N - None, O - AsNaO2, P - Na2O4S, Q - Na2SO3, R - Na2S2O3, S - H2SO4, T - TSP Dodecahydrate, U - Acetone, V - MCAA, W - pH 4-5, Z - other (specify)

Other:

Sample Identification	Sample Date	Sample Time	Sample Type (C=comp, G=grab)	Matrix (W=water, S=solid, O=waste/oil, BT=Tissue, A=Air)	Field Filtered Sample (Yes or No)	Perform MS/MSD (Yes or No)	8260B- VOCs (Soil, Encores)	8015D - TPH-GRO (Soil, Encores)	8015D - TPH-DRO/ORO (Soil, jar)	Percent Moisture (soil, jar)			8260B - VOCs (water)	8015D - TPH-GRO (water)	8015D - TPH-DRO/ORO (water)					Total Number of containers	Special Instructions/Note:
			Preservation Code:				N	N	N	N			A	A	N						
RB-S10A-041220-01	12/4/2020	1330	G	W	N	N							X	X	X					8	
RB-S10A-041220-02	↓	1345	↓	↓	↓	↓							X	X	X					8	

JRL

280-143485 Chain of Custody

Possible Hazard Identification
☐ Non-Hazard ☐ Flammable ☐ Skin Irritant ☐ Poison B ☐ Unknown ☐ Radiological

Sample Disposal (A fee may be assessed if samples are retained longer than 1 month)
☐ Return To Client ☒ Disposal By Lab ☐ Archive For _____ Months

Deliverable Requested: I, II, III, IV, Other (specify) Level 2, Level 4, EQUIS, ERPIMS

Special Instructions/QC Requirements: DOD QSM

Empty Kit Relinquished by:	Date:	Time:	Method of Shipment:		
Relinquished by: JOSH LIVINGSTON	Date/Time: 12/04/2020 1700	Company: EA	Received by:	Date/Time: 12/5/20 1000	Company: EA-RLN
Relinquished by:	Date/Time:	Company:	Received by:	Date/Time:	Company:
Relinquished by:	Date/Time:	Company:	Received by:	Date/Time:	Company:

Custody Seals Intact: Δ Yes Δ No	Custody Seal No.:	Cooler Temperature(s) °C and Other Remarks: 1.4 IR# 11-0-3

Ver: 08/04/2016

ORIGIN ID:ONMA

04DEC20

SAMPLE RECEIVING
TESTAMERICA
4955 YARROW ST

ARVADA CO 80002 (US)

(303) 736-0107

REF:

INV:

PO:

DEPT:

FedEx Express

8156 5958 1651

TRK# 0667 8156 5958 1651

SATURDAY 12:00P
PRIORITY OVERNIGHT
AHS
80002
CO-US DEN

XO LAAA

Keep this liner for your records.

Peel here and attach label to package.

280-143485 Waybill

Login Sample Receipt Checklist

Client: EA Engineering, Science, and Technology

Job Number: 280-143485-1

Login Number: 143485
List Number: 1
Creator: Pottruff, Reed W

List Source: Eurofins TestAmerica, Denver

Question	Answer	Comment
Radioactivity wasn't checked or is </= background as measured by a survey meter.	N/A	
The cooler's custody seal, if present, is intact.	True	
Sample custody seals, if present, are intact.	True	
The cooler or samples do not appear to have been compromised or tampered with.	True	
Samples were received on ice.	True	
Cooler Temperature is acceptable.	True	
Cooler Temperature is recorded.	True	
COC is present.	True	
COC is filled out in ink and legible.	True	
COC is filled out with all pertinent information.	True	
Is the Field Sampler's name present on COC?	True	
There are no discrepancies between the containers received and the COC.	True	
Samples are received within Holding Time (excluding tests with immediate HTs)	True	
Sample containers have legible labels.	True	
Containers are not broken or leaking.	True	
Sample collection date/times are provided.	True	
Appropriate sample containers are used.	True	
Sample bottles are completely filled.	True	
Sample Preservation Verified.	N/A	
There is sufficient vol. for all requested analyses, incl. any requested MS/MSDs	True	
Containers requiring zero headspace have no headspace or bubble is <6mm (1/4").	True	
Multiphasic samples are not present.	True	
Samples do not require splitting or compositing.	True	
Residual Chlorine Checked.	N/A	

eurofins | Environment Testing America

ANALYTICAL REPORT

Eurofins TestAmerica, Denver
4955 Yarrow Street
Arvada, CO 80002
Tel: (303)736-0100

Laboratory Job ID: 280-143110-1
Client Project/Site: Kirtland AFB Vadose Zone Coring

For:
EA Engineering, Science, and Technology
7995 E. Prentice Ave, Suite 206E
Greenwood Village, Colorado 80111

Attn: Pamela J Moss

Authorized for release by:
12/22/2020 9:23:57 AM

Dylan Bieniulis, Project Manager I
(303)736-0138
Dylan.Bieniulis@Eurofinset.com

LINKS

Review your project results through TotalAccess

Have a Question? Ask The Expert

Visit us at: www.eurofinsus.com/Env

The test results in this report meet all 2003 NELAC, 2009 TNI, and 2016 TNI requirements for accredited parameters, exceptions are noted in this report. This report may not be reproduced except in full, and with written approval from the laboratory. For questions please contact the Project Manager at the e-mail address or telephone number listed on this page.

This report has been electronically signed and authorized by the signatory. Electronic signature is intended to be the legally binding equivalent of a traditionally handwritten signature.

Results relate only to the items tested and the sample(s) as received by the laboratory.

Table of Contents

Cover Page 1
Table of Contents 2
Definitions 3
Case Narrative 4
Detection Summary 7
Method Summary 9
Sample Summary 10
Client Sample Results 11
Surrogate Summary 28
QC Sample Results 30
QC Association 43
Chronicle 46
Certification Summary 51
Chain of Custody 52
Receipt Checklists 54

Qualifiers

GC/MS VOA

Qualifier	Qualifier Description
D	The reported value is from a dilution.
J	Estimated: The analyte was positively identified; the quantitation is an estimation
M	Manual integrated compound.
Q	One or more quality control criteria failed.
U	Undetected at the Limit of Detection.

GC VOA

Qualifier	Qualifier Description
J	Estimated: The analyte was positively identified; the quantitation is an estimation
U	Undetected at the Limit of Detection.

GC Semi VOA

Qualifier	Qualifier Description
U	Undetected at the Limit of Detection.

Glossary

Abbreviation	These commonly used abbreviations may or may not be present in this report.
¤	Listed under the "D" column to designate that the result is reported on a dry weight basis
%R	Percent Recovery
CFL	Contains Free Liquid
CFU	Colony Forming Unit
CNF	Contains No Free Liquid
DER	Duplicate Error Ratio (normalized absolute difference)
Dil Fac	Dilution Factor
DL	Detection Limit (DoD/DOE)
DL, RA, RE, IN	Indicates a Dilution, Re-analysis, Re-extraction, or additional Initial metals/anion analysis of the sample
DLC	Decision Level Concentration (Radiochemistry)
EDL	Estimated Detection Limit (Dioxin)
LOD	Limit of Detection (DoD/DOE)
LOQ	Limit of Quantitation (DoD/DOE)
MCL	EPA recommended "Maximum Contaminant Level"
MDA	Minimum Detectable Activity (Radiochemistry)
MDC	Minimum Detectable Concentration (Radiochemistry)
MDL	Method Detection Limit
ML	Minimum Level (Dioxin)
MPN	Most Probable Number
MQL	Method Quantitation Limit
NC	Not Calculated
ND	Not Detected at the reporting limit (or MDL or EDL if shown)
NEG	Negative / Absent
POS	Positive / Present
PQL	Practical Quantitation Limit
PRES	Presumptive
QC	Quality Control
RER	Relative Error Ratio (Radiochemistry)
RL	Reporting Limit or Requested Limit (Radiochemistry)
RPD	Relative Percent Difference, a measure of the relative difference between two points
TEF	Toxicity Equivalent Factor (Dioxin)
TEQ	Toxicity Equivalent Quotient (Dioxin)
TNTC	Too Numerous To Count

Job ID: 280-143110-1

Laboratory: Eurofins TestAmerica, Denver

Narrative

CASE NARRATIVE

Client: EA Engineering, Science, and Technology

Project: Kirtland AFB Vadose Zone Coring

Report Number: 280-143110-1

With the exceptions noted as flags or footnotes, standard analytical protocols were followed in the analysis of the samples and no problems were encountered or anomalies observed. In addition all laboratory quality control samples were within established control limits, with any exceptions noted below. Each sample was analyzed to achieve the lowest possible reporting limit within the constraints of the method. In some cases, due to interference or analytes present at high concentrations, samples were diluted. For diluted samples, the reporting limits are adjusted relative to the dilution required.

Calculations are performed before rounding to avoid round-off errors in calculated results.

All holding times were met and proper preservation noted for the methods performed on these samples, unless otherwise detailed in the individual sections below.

RECEIPT

The samples were received on 11/24/2020 12:00 AM; the samples arrived in good condition, and where required, properly preserved and on ice. The temperatures of the 2 coolers at receipt time were 0.2º C and 0.7º C.

The terracores submitted for all soil samples requesting either VOCs or GRO analysis were received outside of 48 hours from the time of collection. It can be noted that per client indications prior to receipt the sample volume was frozen on site after collection and within 48 hours of sampling. The samples were shipped on wet ice and arrived at the laboratory in coolers with receipt temperatures of 0.7 and 0.2 degrees Celsius. The laboratory will proceed with the requested analyses unless instructed otherwise. The client was notified on 11/24/2020.

VOLATILE ORGANIC COMPOUNDS (GC/MS)

Samples V-S10A-211120-230 (280-143110-1), V-S10A-221120-240 (280-143110-3), V-S10A-221120-245 (280-143110-5), V-S10A-221120-250 (280-143110-8), V-S10A-221120-260 (280-143110-10) and V-S10A-221120-270 (280-143110-12) were analyzed for volatile organic compounds (GC/MS) in accordance with 8260B. The samples were prepared on 11/22/2020 and analyzed on 12/01/2020 and 12/02/2020.

Methyl tert-butyl ether failed the recovery criteria high for LCS 280-518757/1-A. Bromodichloromethane and Methyl tert-butyl ether failed the recovery criteria high for LCSD 280-518757/2-A. These analytes were biased high in the LCS and/or LCSD and were not detected in the associated samples; therefore, the data have been qualified and reported. Associated results are flagged "Q".

The continuing calibration verification (CCV) associated with batch 280-518853 recovered above the upper control limit for the following analytes. The samples associated with this CCV were non-detects for the affected analytes; therefore, the data have been qualified and reported. Associated results are flagged "Q".

1,1-Dichloropropene @ 21.1%D
1,2-Dichloroethane @ 20.8%D
cis-1,3-Dichloropropene @ 22.2%D
Dichlorobromomethane @ 29.7%D
trans-1,3-Dichloropropene @ 28.0%D
Methyl tert-butyl ether @ 54.4%D
Bromomethane @ 22.2%D

Job ID: 280-143110-1 (Continued)

Laboratory: Eurofins TestAmerica, Denver (Continued)

Samples V-S10A-221120-250 (280-143110-8)[50X] and V-S10A-221120-260 (280-143110-10)[50X] required dilution prior to analysis. The reporting limits have been adjusted accordingly.

No additional analytical or quality issues were noted, other than those described above or in the Definitions/Glossary page.

VOLATILE ORGANIC COMPOUNDS (GC/MS)
Samples TB-S10A-231120-01 (280-143110-7) and TB-S10A-231120-02 (280-143110-14) were analyzed for volatile organic compounds (GC/MS) in accordance with 8260B. The samples were analyzed on 12/07/2020.

The continuing calibration verification (CCV) associated with batch 280-519417 recovered above the upper control limit for Trichlorofluoromethane +30.8%D. The samples associated with this CCV were non-detects for the affected analytes; therefore, the data have been qualified and reported. Associated results are flagged "Q".

No additional analytical or quality issues were noted, other than those described above or in the Definitions/Glossary page.

VOLATILE PETROLEUM HYDROCARBONS (GC)
Samples P-S10A-211120-230 (280-143110-2), P-S10A-221120-240 (280-143110-4), P-S10A-221120-245 (280-143110-6), P-S10A-221120-250 (280-143110-9), P-S10A-221120-260 (280-143110-11) and P-S10A-221120-270 (280-143110-13) were analyzed for Volatile Petroleum Hydrocarbons (GC) in accordance with 8015D GRO. The samples were prepared on 11/22/2020 and analyzed on 12/01/2020.

No additional analytical or quality issues were noted, other than those described above or in the Definitions/Glossary page.

GASOLINE RANGE ORGANICS (GRO)
Samples TB-S10A-231120-01 (280-143110-7) and TB-S10A-231120-02 (280-143110-14) were analyzed for Gasoline Range Organics (GRO) in accordance with 8015D GRO. The samples were analyzed on 11/29/2020.

No analytical or quality issues were noted, other than those described above or in the Definitions/Glossary page.

DIESEL RANGE ORGANICS (DRO)
Samples P-S10A-211120-230 (280-143110-2), P-S10A-221120-240 (280-143110-4), P-S10A-221120-245 (280-143110-6), P-S10A-221120-250 (280-143110-9), P-S10A-221120-260 (280-143110-11) and P-S10A-221120-270 (280-143110-13) were analyzed for Diesel Range Organics (DRO) in accordance with SW846 8015D. The samples were prepared on 12/01/2020 and 12/02/2020 and analyzed on 12/11/2020 and 12/12/2020.

The following samples had the silica gel clean-up, via EPA Method 3630C, to reduce matrix interferences per client request: P-S10A-211120-230 (280-143110-2), P-S10A-221120-240 (280-143110-4), P-S10A-221120-245 (280-143110-6), P-S10A-221120-250 (280-143110-9), P-S10A-221120-260 (280-143110-11), P-S10A-221120-270 (280-143110-13), (LCS 280-518857/2-A), (LCS 280-518857/4-A), (LCSD 280-518857/3-A), (LCSD 280-518857/5-A) and (MB 280-518857/1-A).

The following samples could not be thoroughly homogenized before sub-sampling was performed due to sample matrix: P-S10A-221120-245 (280-143110-6), P-S10A-221120-250 (280-143110-9) and P-S10A-221120-260 (280-143110-11). The sample matrices were clay.

The following samples were observed to contain rocks: P-S10A-211120-230 (280-143110-2) and P-S10A-221120-240 (280-143110-4).

The initial aliquot and surrogate aliquot used for extraction of the following sample was split between three extraction vessels with the routine volume of solvent added to each vessel: P-S10A-221120-245 (280-143110-6). After the extraction, the extracts from the vessels were combined and concentrated. This was performed due evaporation of the sample during an initial extraction; the first attempt at microwave extraction in one tube caused the tube to vent.

The peak profile present in sample P-S10A-221120-245 (280-143110-6) is atypical of a hydrocarbon pattern and consists of several discrete peaks.

No analytical or quality issues were noted, other than those described above or in the Definitions/Glossary page.

Job ID: 280-143110-1 (Continued)

Laboratory: Eurofins TestAmerica, Denver (Continued)

PERCENT SOLIDS

Samples V-S10A-211120-230 (280-143110-1), P-S10A-211120-230 (280-143110-2), V-S10A-221120-240 (280-143110-3), P-S10A-221120-240 (280-143110-4), V-S10A-221120-245 (280-143110-5), P-S10A-221120-245 (280-143110-6), V-S10A-221120-250 (280-143110-8), P-S10A-221120-250 (280-143110-9), V-S10A-221120-260 (280-143110-10), P-S10A-221120-260 (280-143110-11), V-S10A-221120-270 (280-143110-12) and P-S10A-221120-270 (280-143110-13) were analyzed for percent solids in accordance with ASTM D2216-90. The samples were analyzed on 11/28/2020.

No analytical or quality issues were noted, other than those described above or in the Definitions/Glossary page.

Detection Summary

Client: EA Engineering, Science, and Technology
Project/Site: Kirtland AFB Vadose Zone Coring

Job ID: 280-143110-1

Client Sample ID: V-S10A-211120-230 — Lab Sample ID: 280-143110-1

No Detections.

Client Sample ID: P-S10A-211120-230 — Lab Sample ID: 280-143110-2

No Detections.

Client Sample ID: V-S10A-221120-240 — Lab Sample ID: 280-143110-3

No Detections.

Client Sample ID: P-S10A-221120-240 — Lab Sample ID: 280-143110-4

Analyte	Result	Qualifier	LOQ	LOD	DL	Unit	Dil Fac	D	Method	Prep Type
Gasoline Range Organics (GRO)-C6-C10	1.2	J	1.9	1.9	0.72	mg/Kg	1	☼	8015D GRO	Total/NA

Client Sample ID: V-S10A-221120-245 — Lab Sample ID: 280-143110-5

Analyte	Result	Qualifier	LOQ	LOD	DL	Unit	Dil Fac	D	Method	Prep Type
Benzene	78		5.7	0.46	0.17	ug/Kg	1	☼	8260B	Total/NA
Ethylene Dibromide	1.6	J	5.7	1.8	0.59	ug/Kg	1	☼	8260B	Total/NA
Ethylbenzene	0.52	J	5.7	0.91	0.35	ug/Kg	1	☼	8260B	Total/NA
Toluene	21		5.7	0.91	0.26	ug/Kg	1	☼	8260B	Total/NA
o-Xylene	1.1	J	5.7	0.91	0.30	ug/Kg	1	☼	8260B	Total/NA
m-Xylene & p-Xylene	2.6	J	3.7	3.7	1.2	ug/Kg	1	☼	8260B	Total/NA

Client Sample ID: P-S10A-221120-245 — Lab Sample ID: 280-143110-6

No Detections.

Client Sample ID: TB-S10A-231120-01 — Lab Sample ID: 280-143110-7

Analyte	Result	Qualifier	LOQ	LOD	DL	Unit	Dil Fac	D	Method	Prep Type
Toluene	0.63	J	1.0	0.40	0.17	ug/L	1		8260B	Total/NA

Client Sample ID: V-S10A-221120-250 — Lab Sample ID: 280-143110-8

Analyte	Result	Qualifier	LOQ	LOD	DL	Unit	Dil Fac	D	Method	Prep Type
2-Butanone (MEK)	150		24	15	4.7	ug/Kg	1	☼	8260B	Total/NA
Ethylene Dibromide	21		6.0	1.9	0.62	ug/Kg	1	☼	8260B	Total/NA
Ethylbenzene	17		6.0	0.96	0.37	ug/Kg	1	☼	8260B	Total/NA
4-Methyl-2-pentanone (MIBK)	8.0	J	24	15	5.2	ug/Kg	1	☼	8260B	Total/NA
1,2,4-Trimethylbenzene	5.2	J	6.0	6.0	2.8	ug/Kg	1	☼	8260B	Total/NA
o-Xylene	26		6.0	0.96	0.32	ug/Kg	1	☼	8260B	Total/NA
m-Xylene & p-Xylene	43		3.8	3.8	1.2	ug/Kg	1	☼	8260B	Total/NA
Acetone - DL	3300	J D	4900	4900	2400	ug/Kg	50	☼	8260B	Total/NA
Benzene - DL	360	D	340	27	10	ug/Kg	50	☼	8260B	Total/NA
Toluene - DL	700	D	340	55	16	ug/Kg	50	☼	8260B	Total/NA

Client Sample ID: P-S10A-221120-250 — Lab Sample ID: 280-143110-9

Analyte	Result	Qualifier	LOQ	LOD	DL	Unit	Dil Fac	D	Method	Prep Type
Gasoline Range Organics (GRO)-C6-C10	1.8	J	2.3	2.3	0.87	mg/Kg	1	☼	8015D GRO	Total/NA

This Detection Summary does not include radiochemical test results.

Detection Summary

Client: EA Engineering, Science, and Technology
Project/Site: Kirtland AFB Vadose Zone Coring

Job ID: 280-143110-1

Client Sample ID: V-S10A-221120-260 — Lab Sample ID: 280-143110-10

Analyte	Result	Qualifier	LOQ	LOD	DL	Unit	Dil Fac	D	Method	Prep Type
Benzene	100		4.5	0.36	0.14	ug/Kg	1	☼	8260B	Total/NA
2-Butanone (MEK)	210		18	11	3.5	ug/Kg	1	☼	8260B	Total/NA
sec-Butylbenzene	0.75	J	4.5	1.4	0.69	ug/Kg	1	☼	8260B	Total/NA
Ethylene Dibromide	21		4.5	1.4	0.47	ug/Kg	1	☼	8260B	Total/NA
Ethylbenzene	13		4.5	0.72	0.27	ug/Kg	1	☼	8260B	Total/NA
4-Methyl-2-pentanone (MIBK)	34		18	11	3.9	ug/Kg	1	☼	8260B	Total/NA
N-Propylbenzene	1.2	J	4.5	1.4	0.52	ug/Kg	1	☼	8260B	Total/NA
1,1,2,2-Tetrachloroethane	0.78	J	4.5	0.72	0.26	ug/Kg	1	☼	8260B	Total/NA
1,2,4-Trimethylbenzene	13		4.5	4.5	2.1	ug/Kg	1	☼	8260B	Total/NA
o-Xylene	17		4.5	0.72	0.24	ug/Kg	1	☼	8260B	Total/NA
m-Xylene & p-Xylene	38		2.9	2.9	0.93	ug/Kg	1	☼	8260B	Total/NA
Acetone - DL	2300	J D	3500	3500	1700	ug/Kg	50	☼	8260B	Total/NA
Toluene - DL	570	D	240	38	11	ug/Kg	50	☼	8260B	Total/NA

Client Sample ID: P-S10A-221120-260 — Lab Sample ID: 280-143110-11

Analyte	Result	Qualifier	LOQ	LOD	DL	Unit	Dil Fac	D	Method	Prep Type
Gasoline Range Organics (GRO)-C6-C10	1.9	J	2.1	2.1	0.79	mg/Kg	1	☼	8015D GRO	Total/NA

Client Sample ID: V-S10A-221120-270 — Lab Sample ID: 280-143110-12

Analyte	Result	Qualifier	LOQ	LOD	DL	Unit	Dil Fac	D	Method	Prep Type
Acetone	350		77	77	38	ug/Kg	1	☼	8260B	Total/NA
Benzene	4.2	J	5.3	0.43	0.16	ug/Kg	1	☼	8260B	Total/NA
Ethylbenzene	0.64	J	5.3	0.85	0.32	ug/Kg	1	☼	8260B	Total/NA
Toluene	10		5.3	0.85	0.24	ug/Kg	1	☼	8260B	Total/NA
o-Xylene	0.69	J	5.3	0.85	0.28	ug/Kg	1	☼	8260B	Total/NA
m-Xylene & p-Xylene	1.5	J	3.4	3.4	1.1	ug/Kg	1	☼	8260B	Total/NA

Client Sample ID: P-S10A-221120-270 — Lab Sample ID: 280-143110-13

Analyte	Result	Qualifier	LOQ	LOD	DL	Unit	Dil Fac	D	Method	Prep Type
Gasoline Range Organics (GRO)-C6-C10	2.5		2.1	2.1	0.81	mg/Kg	1	☼	8015D GRO	Total/NA

Client Sample ID: TB-S10A-231120-02 — Lab Sample ID: 280-143110-14

Analyte	Result	Qualifier	LOQ	LOD	DL	Unit	Dil Fac	D	Method	Prep Type
Toluene	0.57	J	1.0	0.40	0.17	ug/L	1		8260B	Total/NA

This Detection Summary does not include radiochemical test results.

Method Summary

Client: EA Engineering, Science, and Technology
Project/Site: Kirtland AFB Vadose Zone Coring

Job ID: 280-143110-1

Method	Method Description	Protocol	Laboratory
8260B	Volatile Organic Compounds (GC/MS)	SW846	TAL DEN
8015D GRO	Gasoline Range Organics (GRO)	SW846	TAL DEN
8015D DRO	Diesel Range Organics (DRO) (GC)	SW846	TAL DEN
Moisture	Percent Moisture	EPA	TAL DEN
3546	Microwave Extraction	SW846	TAL DEN
5030B	Purge and Trap	SW846	TAL DEN
5035	Closed System Purge and Trap	SW846	TAL DEN

Protocol References:

EPA = US Environmental Protection Agency

SW846 = "Test Methods For Evaluating Solid Waste, Physical/Chemical Methods", Third Edition, November 1986 And Its Updates.

Laboratory References:

TAL DEN = Eurofins TestAmerica, Denver, 4955 Yarrow Street, Arvada, CO 80002, TEL (303)736-0100

Sample Summary

Client: EA Engineering, Science, and Technology
Project/Site: Kirtland AFB Vadose Zone Coring

Job ID: 280-143110-1

Lab Sample ID	Client Sample ID	Matrix	Collected	Received	Asset ID
280-143110-1	V-S10A-211120-230	Solid	11/22/20 17:10	11/24/20 00:00	
280-143110-2	P-S10A-211120-230	Solid	11/22/20 17:10	11/24/20 00:00	
280-143110-3	V-S10A-221120-240	Solid	11/22/20 09:00	11/24/20 00:00	
280-143110-4	P-S10A-221120-240	Solid	11/22/20 09:00	11/24/20 00:00	
280-143110-5	V-S10A-221120-245	Solid	11/22/20 09:20	11/24/20 00:00	
280-143110-6	P-S10A-221120-245	Solid	11/22/20 09:20	11/24/20 00:00	
280-143110-7	TB-S10A-231120-01	Water	11/23/20 09:40	11/24/20 00:00	
280-143110-8	V-S10A-221120-250	Solid	11/22/20 11:05	11/24/20 00:00	
280-143110-9	P-S10A-221120-250	Solid	11/22/20 11:05	11/24/20 00:00	
280-143110-10	V-S10A-221120-260	Solid	11/22/20 12:40	11/24/20 00:00	
280-143110-11	P-S10A-221120-260	Solid	11/22/20 12:40	11/24/20 00:00	
280-143110-12	V-S10A-221120-270	Solid	11/22/20 15:30	11/24/20 00:00	
280-143110-13	P-S10A-221120-270	Solid	11/22/20 15:30	11/24/20 00:00	
280-143110-14	TB-S10A-231120-02	Water	11/23/20 09:40	11/24/20 00:00	

Method: 8260B - Volatile Organic Compounds (GC/MS)

Client Sample ID: V-S10A-211120-230
Date Collected: 11/22/20 17:10
Date Received: 11/24/20 00:00

Lab Sample ID: 280-143110-1
Matrix: Solid
Percent Solids: 94.0

Analyte	Result	Qualifier	LOQ	LOD	DL	Unit	D	Analyzed	Dil Fac
Acetone	86	U M	86	86	42	ug/Kg	☼	12/01/20 21:56	1
Benzene	0.48	U	6.0	0.48	0.18	ug/Kg	☼	12/01/20 21:56	1
Bromobenzene	1.9	U	6.0	1.9	0.58	ug/Kg	☼	12/01/20 21:56	1
Bromochloromethane	6.0	U	6.0	6.0	2.9	ug/Kg	☼	12/01/20 21:56	1
Bromodichloromethane	6.0	U Q	6.0	6.0	2.5	ug/Kg	☼	12/01/20 21:56	1
Bromoform	6.1	U	6.1	6.1	3.0	ug/Kg	☼	12/01/20 21:56	1
Bromomethane	3.8	U Q	12	3.8	1.6	ug/Kg	☼	12/01/20 21:56	1
2-Butanone (MEK)	15	U	24	15	4.6	ug/Kg	☼	12/01/20 21:56	1
n-Butylbenzene	1.9	U	6.0	1.9	0.67	ug/Kg	☼	12/01/20 21:56	1
sec-Butylbenzene	1.9	U	6.0	1.9	0.92	ug/Kg	☼	12/01/20 21:56	1
tert-Butylbenzene	1.9	U	6.0	1.9	0.60	ug/Kg	☼	12/01/20 21:56	1
Carbon disulfide	6.0	U	6.0	6.0	2.0	ug/Kg	☼	12/01/20 21:56	1
Carbon tetrachloride	6.0	U	6.0	6.0	2.4	ug/Kg	☼	12/01/20 21:56	1
Chlorobenzene	6.0	U	6.0	6.0	2.5	ug/Kg	☼	12/01/20 21:56	1
Chloroethane	7.6	U	12	7.6	2.4	ug/Kg	☼	12/01/20 21:56	1
Chloroform	0.95	U	12	0.95	0.35	ug/Kg	☼	12/01/20 21:56	1
Chloromethane	1.9	U	12	1.9	0.92	ug/Kg	☼	12/01/20 21:56	1
4-Chlorotoluene	0.95	U	6.0	0.95	0.43	ug/Kg	☼	12/01/20 21:56	1
Dibromochloromethane	6.0	U	6.0	6.0	2.7	ug/Kg	☼	12/01/20 21:56	1
1,2-Dibromo-3-Chloropropane	12	U	12	12	4.4	ug/Kg	☼	12/01/20 21:56	1
Dichlorodifluoromethane	7.6	U	12	7.6	3.3	ug/Kg	☼	12/01/20 21:56	1
Dibromomethane	0.95	U	6.0	0.95	0.38	ug/Kg	☼	12/01/20 21:56	1
Ethylene Dibromide	1.9	U	6.0	1.9	0.62	ug/Kg	☼	12/01/20 21:56	1
1,2-Dichlorobenzene	6.0	U	6.0	6.0	2.2	ug/Kg	☼	12/01/20 21:56	1
1,3-Dichlorobenzene	1.9	U	6.0	1.9	0.57	ug/Kg	☼	12/01/20 21:56	1
1,4-Dichlorobenzene	0.95	U	6.0	0.95	0.29	ug/Kg	☼	12/01/20 21:56	1
1,1-Dichloroethane	0.95	U	6.0	0.95	0.25	ug/Kg	☼	12/01/20 21:56	1
1,2-Dichloroethane	1.9	U Q	6.0	1.9	0.83	ug/Kg	☼	12/01/20 21:56	1
1,1-Dichloroethene	1.9	U	6.0	1.9	0.70	ug/Kg	☼	12/01/20 21:56	1
1,2-Dichloroethene, Total	1.9	U	6.0	1.9	0.46	ug/Kg	☼	12/01/20 21:56	1
cis-1,2-Dichloroethene	0.95	U	6.0	0.95	0.24	ug/Kg	☼	12/01/20 21:56	1
trans-1,2-Dichloroethene	0.95	U	6.0	0.95	0.46	ug/Kg	☼	12/01/20 21:56	1
1,2-Dichloropropane	1.9	U M	6.0	1.9	0.66	ug/Kg	☼	12/01/20 21:56	1
1,3-Dichloropropane	0.48	U	6.0	0.48	0.21	ug/Kg	☼	12/01/20 21:56	1
2,2-Dichloropropane	1.9	U	6.0	1.9	0.52	ug/Kg	☼	12/01/20 21:56	1
1,1-Dichloropropene	0.48	U Q	6.0	0.48	0.20	ug/Kg	☼	12/01/20 21:56	1
cis-1,3-Dichloropropene	0.48	U Q	6.0	0.48	0.12	ug/Kg	☼	12/01/20 21:56	1
trans-1,3-Dichloropropene	0.24	U Q	6.0	0.24	0.099	ug/Kg	☼	12/01/20 21:56	1
Ethylbenzene	0.95	U	6.0	0.95	0.36	ug/Kg	☼	12/01/20 21:56	1
2-Hexanone	15	U	24	15	5.8	ug/Kg	☼	12/01/20 21:56	1
Hexachlorobutadiene	6.0	U	6.0	6.0	2.6	ug/Kg	☼	12/01/20 21:56	1
Isopropylbenzene	6.0	U	6.0	6.0	2.9	ug/Kg	☼	12/01/20 21:56	1
4-Isopropyltoluene	3.8	U	6.0	3.8	1.4	ug/Kg	☼	12/01/20 21:56	1
Methylene Chloride	3.8	U M	6.0	3.8	1.9	ug/Kg	☼	12/01/20 21:56	1
4-Methyl-2-pentanone (MIBK)	15	U	24	15	5.2	ug/Kg	☼	12/01/20 21:56	1
Methyl tert-butyl ether	7.6	U Q	24	7.6	2.5	ug/Kg	☼	12/01/20 21:56	1
Naphthalene	8.0	U	8.0	8.0	3.9	ug/Kg	☼	12/01/20 21:56	1
N-Propylbenzene	1.9	U	6.0	1.9	0.69	ug/Kg	☼	12/01/20 21:56	1
Styrene	0.95	U	6.0	0.95	0.33	ug/Kg	☼	12/01/20 21:56	1

Method: 8260B - Volatile Organic Compounds (GC/MS) (Continued)

Client Sample ID: V-S10A-211120-230 — **Lab Sample ID: 280-143110-1**
Date Collected: 11/22/20 17:10 — **Matrix: Solid**
Date Received: 11/24/20 00:00 — **Percent Solids: 94.0**

Analyte	Result	Qualifier	LOQ	LOD	DL	Unit	D	Analyzed	Dil Fac
1,1,1,2-Tetrachloroethane	6.0	U	6.0	6.0	2.6	ug/Kg	☼	12/01/20 21:56	1
1,1,2,2-Tetrachloroethane	0.95	U	6.0	0.95	0.34	ug/Kg	☼	12/01/20 21:56	1
Tetrachloroethene	6.0	U	6.0	6.0	2.3	ug/Kg	☼	12/01/20 21:56	1
Toluene	0.95	U	6.0	0.95	0.27	ug/Kg	☼	12/01/20 21:56	1
1,2,3-Trichlorobenzene	3.8	U	6.0	3.8	0.97	ug/Kg	☼	12/01/20 21:56	1
1,1,1-Trichloroethane	6.0	U	6.0	6.0	2.4	ug/Kg	☼	12/01/20 21:56	1
1,1,2-Trichloroethane	3.8	U	6.0	3.8	1.0	ug/Kg	☼	12/01/20 21:56	1
Trichloroethene	6.0	U	6.0	6.0	2.3	ug/Kg	☼	12/01/20 21:56	1
Trichlorofluoromethane	12	U	12	12	3.8	ug/Kg	☼	12/01/20 21:56	1
1,2,4-Trichlorobenzene	1.9	U	6.0	1.9	0.87	ug/Kg	☼	12/01/20 21:56	1
1,2,3-Trichloropropane	0.95	U	6.0	0.95	0.26	ug/Kg	☼	12/01/20 21:56	1
1,2,4-Trimethylbenzene	6.0	U	6.0	6.0	2.8	ug/Kg	☼	12/01/20 21:56	1
1,3,5-Trimethylbenzene	6.0	U	6.0	6.0	2.9	ug/Kg	☼	12/01/20 21:56	1
Vinyl chloride	3.8	U	6.0	3.8	1.6	ug/Kg	☼	12/01/20 21:56	1
o-Xylene	0.95	U	6.0	0.95	0.32	ug/Kg	☼	12/01/20 21:56	1
m-Xylene & p-Xylene	3.8	U	3.8	3.8	1.2	ug/Kg	☼	12/01/20 21:56	1
2-Chlorotoluene	1.9	U	6.0	1.9	0.61	ug/Kg	☼	12/01/20 21:56	1

Surrogate	*%Recovery*	*Qualifier*	*Limits*	*Prepared*	*Analyzed*	*Dil Fac*
Toluene-d8 (Surr)	*96*		*85 - 116*	*11/22/20 17:10*	*12/01/20 21:56*	*1*
1,2-Dichloroethane-d4 (Surr)	*109*		*71 - 136*	*11/22/20 17:10*	*12/01/20 21:56*	*1*
4-Bromofluorobenzene (Surr)	*106*		*79 - 119*	*11/22/20 17:10*	*12/01/20 21:56*	*1*
Dibromofluoromethane (Surr)	*99*		*78 - 119*	*11/22/20 17:10*	*12/01/20 21:56*	*1*

Client Sample ID: V-S10A-221120-240 — **Lab Sample ID: 280-143110-3**
Date Collected: 11/22/20 09:00 — **Matrix: Solid**
Date Received: 11/24/20 00:00 — **Percent Solids: 97.3**

Analyte	Result	Qualifier	LOQ	LOD	DL	Unit	D	Analyzed	Dil Fac
Acetone	66	U	66	66	33	ug/Kg	☼	12/01/20 22:18	1
Benzene	0.37	U	4.6	0.37	0.14	ug/Kg	☼	12/01/20 22:18	1
Bromobenzene	1.5	U	4.6	1.5	0.45	ug/Kg	☼	12/01/20 22:18	1
Bromochloromethane	4.6	U	4.6	4.6	2.3	ug/Kg	☼	12/01/20 22:18	1
Bromodichloromethane	4.6	U Q	4.6	4.6	2.0	ug/Kg	☼	12/01/20 22:18	1
Bromoform	4.7	U	4.7	4.7	2.4	ug/Kg	☼	12/01/20 22:18	1
Bromomethane	3.0	U Q	9.2	3.0	1.2	ug/Kg	☼	12/01/20 22:18	1
2-Butanone (MEK)	12	U	18	12	3.6	ug/Kg	☼	12/01/20 22:18	1
n-Butylbenzene	1.5	U	4.6	1.5	0.52	ug/Kg	☼	12/01/20 22:18	1
sec-Butylbenzene	1.5	U	4.6	1.5	0.71	ug/Kg	☼	12/01/20 22:18	1
tert-Butylbenzene	1.5	U	4.6	1.5	0.46	ug/Kg	☼	12/01/20 22:18	1
Carbon disulfide	4.6	U	4.6	4.6	1.5	ug/Kg	☼	12/01/20 22:18	1
Carbon tetrachloride	4.6	U	4.6	4.6	1.9	ug/Kg	☼	12/01/20 22:18	1
Chlorobenzene	4.6	U	4.6	4.6	1.9	ug/Kg	☼	12/01/20 22:18	1
Chloroethane	5.9	U	9.2	5.9	1.8	ug/Kg	☼	12/01/20 22:18	1
Chloroform	0.74	U	9.2	0.74	0.27	ug/Kg	☼	12/01/20 22:18	1
Chloromethane	1.5	U	9.2	1.5	0.71	ug/Kg	☼	12/01/20 22:18	1
4-Chlorotoluene	0.74	U	4.6	0.74	0.33	ug/Kg	☼	12/01/20 22:18	1
Dibromochloromethane	4.6	U	4.6	4.6	2.1	ug/Kg	☼	12/01/20 22:18	1
1,2-Dibromo-3-Chloropropane	9.2	U	9.2	9.2	3.4	ug/Kg	☼	12/01/20 22:18	1
Dichlorodifluoromethane	5.9	U	9.2	5.9	2.5	ug/Kg	☼	12/01/20 22:18	1
Dibromomethane	0.74	U	4.6	0.74	0.29	ug/Kg	☼	12/01/20 22:18	1

Method: 8260B - Volatile Organic Compounds (GC/MS) (Continued)

Client Sample ID: V-S10A-221120-240
Date Collected: 11/22/20 09:00
Date Received: 11/24/20 00:00

Lab Sample ID: 280-143110-3
Matrix: Solid
Percent Solids: 97.3

Analyte	Result	Qualifier	LOQ	LOD	DL	Unit	D	Analyzed	Dil Fac
Ethylene Dibromide	1.5	U	4.6	1.5	0.48	ug/Kg	☼	12/01/20 22:18	1
1,2-Dichlorobenzene	4.6	U	4.6	4.6	1.7	ug/Kg	☼	12/01/20 22:18	1
1,3-Dichlorobenzene	1.5	U	4.6	1.5	0.44	ug/Kg	☼	12/01/20 22:18	1
1,4-Dichlorobenzene	0.74	U	4.6	0.74	0.23	ug/Kg	☼	12/01/20 22:18	1
1,1-Dichloroethane	0.74	U	4.6	0.74	0.19	ug/Kg	☼	12/01/20 22:18	1
1,2-Dichloroethane	1.5	U Q	4.6	1.5	0.65	ug/Kg	☼	12/01/20 22:18	1
1,1-Dichloroethene	1.5	U	4.6	1.5	0.54	ug/Kg	☼	12/01/20 22:18	1
1,2-Dichloroethene, Total	1.5	U	4.6	1.5	0.36	ug/Kg	☼	12/01/20 22:18	1
cis-1,2-Dichloroethene	0.74	U	4.6	0.74	0.19	ug/Kg	☼	12/01/20 22:18	1
trans-1,2-Dichloroethene	0.74	U	4.6	0.74	0.36	ug/Kg	☼	12/01/20 22:18	1
1,2-Dichloropropane	1.5	U M	4.6	1.5	0.51	ug/Kg	☼	12/01/20 22:18	1
1,3-Dichloropropane	0.37	U	4.6	0.37	0.16	ug/Kg	☼	12/01/20 22:18	1
2,2-Dichloropropane	1.5	U	4.6	1.5	0.41	ug/Kg	☼	12/01/20 22:18	1
1,1-Dichloropropene	0.37	U Q	4.6	0.37	0.15	ug/Kg	☼	12/01/20 22:18	1
cis-1,3-Dichloropropene	0.37	U Q	4.6	0.37	0.092	ug/Kg	☼	12/01/20 22:18	1
trans-1,3-Dichloropropene	0.18	U Q	4.6	0.18	0.077	ug/Kg	☼	12/01/20 22:18	1
Ethylbenzene	0.74	U	4.6	0.74	0.28	ug/Kg	☼	12/01/20 22:18	1
2-Hexanone	12	U	18	12	4.5	ug/Kg	☼	12/01/20 22:18	1
Hexachlorobutadiene	4.6	U	4.6	4.6	2.0	ug/Kg	☼	12/01/20 22:18	1
Isopropylbenzene	4.6	U	4.6	4.6	2.2	ug/Kg	☼	12/01/20 22:18	1
4-Isopropyltoluene	3.0	U	4.6	3.0	1.1	ug/Kg	☼	12/01/20 22:18	1
Methylene Chloride	3.0	U M	4.6	3.0	1.5	ug/Kg	☼	12/01/20 22:18	1
4-Methyl-2-pentanone (MIBK)	12	U	18	12	4.0	ug/Kg	☼	12/01/20 22:18	1
Methyl tert-butyl ether	5.9	U Q	18	5.9	1.9	ug/Kg	☼	12/01/20 22:18	1
Naphthalene	6.2	U	6.2	6.2	3.1	ug/Kg	☼	12/01/20 22:18	1
N-Propylbenzene	1.5	U	4.6	1.5	0.54	ug/Kg	☼	12/01/20 22:18	1
Styrene	0.74	U	4.6	0.74	0.26	ug/Kg	☼	12/01/20 22:18	1
1,1,1,2-Tetrachloroethane	4.6	U	4.6	4.6	2.0	ug/Kg	☼	12/01/20 22:18	1
1,1,2,2-Tetrachloroethane	0.74	U	4.6	0.74	0.26	ug/Kg	☼	12/01/20 22:18	1
Tetrachloroethene	4.6	U	4.6	4.6	1.8	ug/Kg	☼	12/01/20 22:18	1
Toluene	0.74	U	4.6	0.74	0.21	ug/Kg	☼	12/01/20 22:18	1
1,2,3-Trichlorobenzene	3.0	U	4.6	3.0	0.75	ug/Kg	☼	12/01/20 22:18	1
1,1,1-Trichloroethane	4.6	U	4.6	4.6	1.8	ug/Kg	☼	12/01/20 22:18	1
1,1,2-Trichloroethane	3.0	U	4.6	3.0	0.81	ug/Kg	☼	12/01/20 22:18	1
Trichloroethene	4.6	U	4.6	4.6	1.8	ug/Kg	☼	12/01/20 22:18	1
Trichlorofluoromethane	9.2	U	9.2	9.2	3.0	ug/Kg	☼	12/01/20 22:18	1
1,2,4-Trichlorobenzene	1.5	U	4.6	1.5	0.67	ug/Kg	☼	12/01/20 22:18	1
1,2,3-Trichloropropane	0.74	U	4.6	0.74	0.20	ug/Kg	☼	12/01/20 22:18	1
1,2,4-Trimethylbenzene	4.6	U	4.6	4.6	2.1	ug/Kg	☼	12/01/20 22:18	1
1,3,5-Trimethylbenzene	4.6	U	4.6	4.6	2.2	ug/Kg	☼	12/01/20 22:18	1
Vinyl chloride	3.0	U	4.6	3.0	1.2	ug/Kg	☼	12/01/20 22:18	1
o-Xylene	0.74	U	4.6	0.74	0.25	ug/Kg	☼	12/01/20 22:18	1
m-Xylene & p-Xylene	3.0	U	3.0	3.0	0.96	ug/Kg	☼	12/01/20 22:18	1
2-Chlorotoluene	1.5	U	4.6	1.5	0.47	ug/Kg	☼	12/01/20 22:18	1

Surrogate	*%Recovery*	*Qualifier*	*Limits*	*Prepared*	*Analyzed*	*Dil Fac*
Toluene-d8 (Surr)	*97*		*85 - 116*	*11/22/20 09:00*	*12/01/20 22:18*	*1*
1,2-Dichloroethane-d4 (Surr)	*113*		*71 - 136*	*11/22/20 09:00*	*12/01/20 22:18*	*1*
4-Bromofluorobenzene (Surr)	*107*		*79 - 119*	*11/22/20 09:00*	*12/01/20 22:18*	*1*
Dibromofluoromethane (Surr)	*98*		*78 - 119*	*11/22/20 09:00*	*12/01/20 22:18*	*1*

Method: 8260B - Volatile Organic Compounds (GC/MS)

Client Sample ID: V-S10A-221120-245
Date Collected: 11/22/20 09:20
Date Received: 11/24/20 00:00

Lab Sample ID: 280-143110-5
Matrix: Solid
Percent Solids: 70.3

Analyte	Result	Qualifier	LOQ	LOD	DL	Unit	D	Analyzed	Dil Fac
Acetone	82	U	82	82	41	ug/Kg	☼	12/01/20 22:41	1
Benzene	**78**		5.7	0.46	0.17	ug/Kg	☼	12/01/20 22:41	1
Bromobenzene	1.8	U	5.7	1.8	0.56	ug/Kg	☼	12/01/20 22:41	1
Bromochloromethane	5.7	U	5.7	5.7	2.8	ug/Kg	☼	12/01/20 22:41	1
Bromodichloromethane	5.7	U Q	5.7	5.7	2.4	ug/Kg	☼	12/01/20 22:41	1
Bromoform	5.8	U	5.8	5.8	2.9	ug/Kg	☼	12/01/20 22:41	1
Bromomethane	3.7	U Q	11	3.7	1.5	ug/Kg	☼	12/01/20 22:41	1
2-Butanone (MEK)	15	U	23	15	4.4	ug/Kg	☼	12/01/20 22:41	1
n-Butylbenzene	1.8	U	5.7	1.8	0.64	ug/Kg	☼	12/01/20 22:41	1
sec-Butylbenzene	1.8	U	5.7	1.8	0.88	ug/Kg	☼	12/01/20 22:41	1
tert-Butylbenzene	1.8	U	5.7	1.8	0.57	ug/Kg	☼	12/01/20 22:41	1
Carbon disulfide	5.7	U	5.7	5.7	1.9	ug/Kg	☼	12/01/20 22:41	1
Carbon tetrachloride	5.7	U	5.7	5.7	2.3	ug/Kg	☼	12/01/20 22:41	1
Chlorobenzene	5.7	U	5.7	5.7	2.3	ug/Kg	☼	12/01/20 22:41	1
Chloroethane	7.3	U	11	7.3	2.3	ug/Kg	☼	12/01/20 22:41	1
Chloroform	0.91	U	11	0.91	0.33	ug/Kg	☼	12/01/20 22:41	1
Chloromethane	1.8	U	11	1.8	0.88	ug/Kg	☼	12/01/20 22:41	1
4-Chlorotoluene	0.91	U	5.7	0.91	0.41	ug/Kg	☼	12/01/20 22:41	1
Dibromochloromethane	5.7	U	5.7	5.7	2.6	ug/Kg	☼	12/01/20 22:41	1
1,2-Dibromo-3-Chloropropane	11	U	11	11	4.2	ug/Kg	☼	12/01/20 22:41	1
Dichlorodifluoromethane	7.3	U	11	7.3	3.1	ug/Kg	☼	12/01/20 22:41	1
Dibromomethane	0.91	U	5.7	0.91	0.36	ug/Kg	☼	12/01/20 22:41	1
Ethylene Dibromide	**1.6**	**J**	5.7	1.8	0.59	ug/Kg	☼	12/01/20 22:41	1
1,2-Dichlorobenzene	5.7	U	5.7	5.7	2.1	ug/Kg	☼	12/01/20 22:41	1
1,3-Dichlorobenzene	1.8	U	5.7	1.8	0.55	ug/Kg	☼	12/01/20 22:41	1
1,4-Dichlorobenzene	0.91	U	5.7	0.91	0.28	ug/Kg	☼	12/01/20 22:41	1
1,1-Dichloroethane	0.91	U	5.7	0.91	0.24	ug/Kg	☼	12/01/20 22:41	1
1,2-Dichloroethane	1.8	U Q M	5.7	1.8	0.80	ug/Kg	☼	12/01/20 22:41	1
1,1-Dichloroethene	1.8	U	5.7	1.8	0.67	ug/Kg	☼	12/01/20 22:41	1
1,2-Dichloroethene, Total	1.8	U	5.7	1.8	0.44	ug/Kg	☼	12/01/20 22:41	1
cis-1,2-Dichloroethene	0.91	U	5.7	0.91	0.23	ug/Kg	☼	12/01/20 22:41	1
trans-1,2-Dichloroethene	0.91	U	5.7	0.91	0.44	ug/Kg	☼	12/01/20 22:41	1
1,2-Dichloropropane	1.8	U M	5.7	1.8	0.63	ug/Kg	☼	12/01/20 22:41	1
1,3-Dichloropropane	0.46	U	5.7	0.46	0.20	ug/Kg	☼	12/01/20 22:41	1
2,2-Dichloropropane	1.8	U	5.7	1.8	0.50	ug/Kg	☼	12/01/20 22:41	1
1,1-Dichloropropene	0.46	U	5.7	0.46	0.19	ug/Kg	☼	12/01/20 22:41	1
cis-1,3-Dichloropropene	0.46	U Q	5.7	0.46	0.11	ug/Kg	☼	12/01/20 22:41	1
trans-1,3-Dichloropropene	0.23	U Q	5.7	0.23	0.095	ug/Kg	☼	12/01/20 22:41	1
Ethylbenzene	**0.52**	**J**	5.7	0.91	0.35	ug/Kg	☼	12/01/20 22:41	1
2-Hexanone	15	U	23	15	5.6	ug/Kg	☼	12/01/20 22:41	1
Hexachlorobutadiene	5.7	U	5.7	5.7	2.5	ug/Kg	☼	12/01/20 22:41	1
Isopropylbenzene	5.7	U	5.7	5.7	2.7	ug/Kg	☼	12/01/20 22:41	1
4-Isopropyltoluene	3.7	U	5.7	3.7	1.3	ug/Kg	☼	12/01/20 22:41	1
Methylene Chloride	3.7	U M	5.7	3.7	1.8	ug/Kg	☼	12/01/20 22:41	1
4-Methyl-2-pentanone (MIBK)	15	U	23	15	5.0	ug/Kg	☼	12/01/20 22:41	1
Methyl tert-butyl ether	7.3	U Q	23	7.3	2.4	ug/Kg	☼	12/01/20 22:41	1
Naphthalene	7.6	U	7.6	7.6	3.8	ug/Kg	☼	12/01/20 22:41	1
N-Propylbenzene	1.8	U	5.7	1.8	0.66	ug/Kg	☼	12/01/20 22:41	1
Styrene	0.91	U	5.7	0.91	0.32	ug/Kg	☼	12/01/20 22:41	1

Method: 8260B - Volatile Organic Compounds (GC/MS) (Continued)

Client Sample ID: V-S10A-221120-245
Date Collected: 11/22/20 09:20
Date Received: 11/24/20 00:00

Lab Sample ID: 280-143110-5
Matrix: Solid
Percent Solids: 70.3

Analyte	Result	Qualifier	LOQ	LOD	DL	Unit	D	Analyzed	Dil Fac
1,1,1,2-Tetrachloroethane	5.7	U	5.7	5.7	2.5	ug/Kg	☼	12/01/20 22:41	1
1,1,2,2-Tetrachloroethane	0.91	U	5.7	0.91	0.33	ug/Kg	☼	12/01/20 22:41	1
Tetrachloroethene	5.7	U	5.7	5.7	2.2	ug/Kg	☼	12/01/20 22:41	1
Toluene	**21**		5.7	0.91	0.26	ug/Kg	☼	12/01/20 22:41	1
1,2,3-Trichlorobenzene	3.7	U	5.7	3.7	0.92	ug/Kg	☼	12/01/20 22:41	1
1,1,1-Trichloroethane	5.7	U	5.7	5.7	2.3	ug/Kg	☼	12/01/20 22:41	1
1,1,2-Trichloroethane	3.7	U	5.7	3.7	1.0	ug/Kg	☼	12/01/20 22:41	1
Trichloroethene	5.7	U	5.7	5.7	2.2	ug/Kg	☼	12/01/20 22:41	1
Trichlorofluoromethane	11	U	11	11	3.7	ug/Kg	☼	12/01/20 22:41	1
1,2,4-Trichlorobenzene	1.8	U	5.7	1.8	0.83	ug/Kg	☼	12/01/20 22:41	1
1,2,3-Trichloropropane	0.91	U	5.7	0.91	0.25	ug/Kg	☼	12/01/20 22:41	1
1,2,4-Trimethylbenzene	5.7	U	5.7	5.7	2.6	ug/Kg	☼	12/01/20 22:41	1
1,3,5-Trimethylbenzene	5.7	U	5.7	5.7	2.8	ug/Kg	☼	12/01/20 22:41	1
Vinyl chloride	3.7	U	5.7	3.7	1.5	ug/Kg	☼	12/01/20 22:41	1
o-Xylene	**1.1**	**J**	5.7	0.91	0.30	ug/Kg	☼	12/01/20 22:41	1
m-Xylene & p-Xylene	**2.6**	**J**	3.7	3.7	1.2	ug/Kg	☼	12/01/20 22:41	1
2-Chlorotoluene	1.8	U	5.7	1.8	0.58	ug/Kg	☼	12/01/20 22:41	1

Surrogate	*%Recovery*	*Qualifier*	*Limits*	*Prepared*	*Analyzed*	*Dil Fac*
Toluene-d8 (Surr)	*96*		*85 - 116*	*11/22/20 09:20*	*12/01/20 22:41*	*1*
1,2-Dichloroethane-d4 (Surr)	*115*		*71 - 136*	*11/22/20 09:20*	*12/01/20 22:41*	*1*
4-Bromofluorobenzene (Surr)	*106*		*79 - 119*	*11/22/20 09:20*	*12/01/20 22:41*	*1*
Dibromofluoromethane (Surr)	*100*		*78 - 119*	*11/22/20 09:20*	*12/01/20 22:41*	*1*

Client Sample ID: TB-S10A-231120-01
Date Collected: 11/23/20 09:40
Date Received: 11/24/20 00:00

Lab Sample ID: 280-143110-7
Matrix: Water

Analyte	Result	Qualifier	LOQ	LOD	DL	Unit	D	Analyzed	Dil Fac
Acetone	6.4	U	10	6.4	1.9	ug/L		12/07/20 11:30	1
Benzene	0.40	U	1.0	0.40	0.16	ug/L		12/07/20 11:30	1
Bromobenzene	0.40	U	1.0	0.40	0.17	ug/L		12/07/20 11:30	1
Bromochloromethane	0.20	U	1.0	0.20	0.10	ug/L		12/07/20 11:30	1
Bromodichloromethane	0.40	U	1.0	0.40	0.17	ug/L		12/07/20 11:30	1
Bromoform	1.0	U	1.0	1.0	0.46	ug/L		12/07/20 11:30	1
Bromomethane	0.80	U M	2.0	0.80	0.21	ug/L		12/07/20 11:30	1
2-Butanone (MEK)	4.0	U	6.0	4.0	2.0	ug/L		12/07/20 11:30	1
n-Butylbenzene	0.80	U	1.0	0.80	0.14	ug/L		12/07/20 11:30	1
sec-Butylbenzene	0.40	U	1.0	0.40	0.17	ug/L		12/07/20 11:30	1
tert-Butylbenzene	0.40	U	1.0	0.40	0.16	ug/L		12/07/20 11:30	1
Carbon disulfide	0.80	U	2.0	0.80	0.17	ug/L		12/07/20 11:30	1
Carbon tetrachloride	0.40	U	2.0	0.40	0.19	ug/L		12/07/20 11:30	1
Chlorobenzene	0.40	U	1.0	0.40	0.17	ug/L		12/07/20 11:30	1
Chloroethane	1.6	U	2.0	1.6	0.41	ug/L		12/07/20 11:30	1
Chloroform	0.40	U	1.0	0.40	0.16	ug/L		12/07/20 11:30	1
Chloromethane	0.80	U	2.0	0.80	0.30	ug/L		12/07/20 11:30	1
4-Chlorotoluene	0.80	U	1.0	0.80	0.21	ug/L		12/07/20 11:30	1
Dibromochloromethane	0.40	U	1.0	0.40	0.17	ug/L		12/07/20 11:30	1
1,2-Dibromo-3-Chloropropane	1.6	U	5.0	1.6	0.47	ug/L		12/07/20 11:30	1
Dichlorodifluoromethane	0.80	U	2.0	0.80	0.31	ug/L		12/07/20 11:30	1
Dibromomethane	0.40	U	1.0	0.40	0.17	ug/L		12/07/20 11:30	1

Method: 8260B - Volatile Organic Compounds (GC/MS) (Continued)

Client Sample ID: TB-S10A-231120-01
Date Collected: 11/23/20 09:40
Date Received: 11/24/20 00:00

Lab Sample ID: 280-143110-7
Matrix: Water

Analyte	Result	Qualifier	LOQ	LOD	DL	Unit	D	Analyzed	Dil Fac
Ethylene Dibromide	0.40	U	1.0	0.40	0.18	ug/L		12/07/20 11:30	1
1,2-Dichlorobenzene	0.40	U	1.0	0.40	0.15	ug/L		12/07/20 11:30	1
1,3-Dichlorobenzene	0.40	U	1.0	0.40	0.13	ug/L		12/07/20 11:30	1
1,4-Dichlorobenzene	0.40	U	1.0	0.40	0.16	ug/L		12/07/20 11:30	1
1,1-Dichloroethane	0.80	U	1.0	0.80	0.22	ug/L		12/07/20 11:30	1
1,2-Dichloroethane	0.40	U	1.0	0.40	0.13	ug/L		12/07/20 11:30	1
1,1-Dichloroethene	0.80	U	1.0	0.80	0.23	ug/L		12/07/20 11:30	1
1,2-Dichloroethene, Total	0.40	U	1.0	0.40	0.15	ug/L		12/07/20 11:30	1
cis-1,2-Dichloroethene	0.40	U	1.0	0.40	0.15	ug/L		12/07/20 11:30	1
trans-1,2-Dichloroethene	0.40	U	1.0	0.40	0.15	ug/L		12/07/20 11:30	1
1,2-Dichloropropane	0.40	U M	1.0	0.40	0.18	ug/L		12/07/20 11:30	1
1,3-Dichloropropane	0.20	U	1.0	0.20	0.090	ug/L		12/07/20 11:30	1
2,2-Dichloropropane	0.80	U	1.0	0.80	0.38	ug/L		12/07/20 11:30	1
1,1-Dichloropropene	0.40	U	1.0	0.40	0.19	ug/L		12/07/20 11:30	1
cis-1,3-Dichloropropene	0.40	U	1.0	0.40	0.16	ug/L		12/07/20 11:30	1
trans-1,3-Dichloropropene	0.40	U	1.0	0.40	0.19	ug/L		12/07/20 11:30	1
Ethylbenzene	0.40	U	1.0	0.40	0.16	ug/L		12/07/20 11:30	1
2-Hexanone	4.0	U	5.0	4.0	1.7	ug/L		12/07/20 11:30	1
Hexachlorobutadiene	0.80	U	1.0	0.80	0.36	ug/L		12/07/20 11:30	1
Isopropylbenzene	0.40	U	1.0	0.40	0.19	ug/L		12/07/20 11:30	1
4-Isopropyltoluene	0.40	U	1.0	0.40	0.20	ug/L		12/07/20 11:30	1
Methylene Chloride	2.0	U	5.0	2.0	0.94	ug/L		12/07/20 11:30	1
4-Methyl-2-pentanone (MIBK)	3.2	U	5.0	3.2	0.98	ug/L		12/07/20 11:30	1
Methyl tert-butyl ether	0.80	U	5.0	0.80	0.25	ug/L		12/07/20 11:30	1
Naphthalene	0.80	U	1.0	0.80	0.22	ug/L		12/07/20 11:30	1
N-Propylbenzene	0.40	U	1.0	0.40	0.16	ug/L		12/07/20 11:30	1
Styrene	0.80	U	1.0	0.80	0.36	ug/L		12/07/20 11:30	1
1,1,1,2-Tetrachloroethane	0.80	U	1.0	0.80	0.21	ug/L		12/07/20 11:30	1
1,1,2,2-Tetrachloroethane	0.80	U	1.0	0.80	0.21	ug/L		12/07/20 11:30	1
Tetrachloroethene	0.40	U	1.0	0.40	0.20	ug/L		12/07/20 11:30	1
Toluene	**0.63**	**J**	1.0	0.40	0.17	ug/L		12/07/20 11:30	1
1,2,3-Trichlorobenzene	0.80	U M	1.0	0.80	0.21	ug/L		12/07/20 11:30	1
1,1,1-Trichloroethane	0.40	U	1.0	0.40	0.16	ug/L		12/07/20 11:30	1
1,1,2-Trichloroethane	0.80	U	1.0	0.80	0.27	ug/L		12/07/20 11:30	1
Trichloroethene	0.40	U	1.0	0.40	0.16	ug/L		12/07/20 11:30	1
Trichlorofluoromethane	0.80	U Q	2.0	0.80	0.29	ug/L		12/07/20 11:30	1
1,2,4-Trichlorobenzene	0.80	U	1.0	0.80	0.21	ug/L		12/07/20 11:30	1
1,2,3-Trichloropropane	0.80	U	3.0	0.80	0.33	ug/L		12/07/20 11:30	1
1,2,4-Trimethylbenzene	0.40	U	1.0	0.40	0.15	ug/L		12/07/20 11:30	1
1,3,5-Trimethylbenzene	0.40	U	1.0	0.40	0.16	ug/L		12/07/20 11:30	1
Vinyl chloride	0.20	U	1.5	0.20	0.10	ug/L		12/07/20 11:30	1
o-Xylene	0.40	U	1.0	0.40	0.19	ug/L		12/07/20 11:30	1
m-Xylene & p-Xylene	0.80	U	2.0	0.80	0.15	ug/L		12/07/20 11:30	1
2-Chlorotoluene	0.40	U	1.0	0.40	0.17	ug/L		12/07/20 11:30	1

Surrogate	*%Recovery*	*Qualifier*	*Limits*	*Prepared*	*Analyzed*	*Dil Fac*
Toluene-d8 (Surr)	*99*		*89 - 112*		*12/07/20 11:30*	*1*
1,2-Dichloroethane-d4 (Surr)	*97*		*81 - 118*		*12/07/20 11:30*	*1*
4-Bromofluorobenzene (Surr)	*103*		*85 - 114*		*12/07/20 11:30*	*1*
Dibromofluoromethane (Surr)	*101*		*80 - 119*		*12/07/20 11:30*	*1*

Method: 8260B - Volatile Organic Compounds (GC/MS)

Client Sample ID: V-S10A-221120-250
Date Collected: 11/22/20 11:05
Date Received: 11/24/20 00:00

Lab Sample ID: 280-143110-8
Matrix: Solid
Percent Solids: 71.8

Analyte	Result	Qualifier	LOQ	LOD	DL	Unit	D	Analyzed	Dil Fac
Bromobenzene	1.9	U	6.0	1.9	0.59	ug/Kg	☼	12/01/20 23:03	1
Bromochloromethane	6.0	U	6.0	6.0	3.0	ug/Kg	☼	12/01/20 23:03	1
Bromodichloromethane	6.0	U Q	6.0	6.0	2.6	ug/Kg	☼	12/01/20 23:03	1
Bromoform	6.1	U	6.1	6.1	3.1	ug/Kg	☼	12/01/20 23:03	1
Bromomethane	3.8	U Q	12	3.8	1.6	ug/Kg	☼	12/01/20 23:03	1
2-Butanone (MEK)	**150**		24	15	4.7	ug/Kg	☼	12/01/20 23:03	1
n-Butylbenzene	1.9	U	6.0	1.9	0.67	ug/Kg	☼	12/01/20 23:03	1
sec-Butylbenzene	1.9	U	6.0	1.9	0.93	ug/Kg	☼	12/01/20 23:03	1
tert-Butylbenzene	1.9	U	6.0	1.9	0.60	ug/Kg	☼	12/01/20 23:03	1
Carbon disulfide	6.0	U	6.0	6.0	2.0	ug/Kg	☼	12/01/20 23:03	1
Carbon tetrachloride	6.0	U	6.0	6.0	2.4	ug/Kg	☼	12/01/20 23:03	1
Chlorobenzene	6.0	U	6.0	6.0	2.5	ug/Kg	☼	12/01/20 23:03	1
Chloroethane	7.7	U	12	7.7	2.4	ug/Kg	☼	12/01/20 23:03	1
Chloroform	0.96	U	12	0.96	0.35	ug/Kg	☼	12/01/20 23:03	1
Chloromethane	1.9	U	12	1.9	0.93	ug/Kg	☼	12/01/20 23:03	1
4-Chlorotoluene	0.96	U	6.0	0.96	0.43	ug/Kg	☼	12/01/20 23:03	1
Dibromochloromethane	6.0	U	6.0	6.0	2.7	ug/Kg	☼	12/01/20 23:03	1
1,2-Dibromo-3-Chloropropane	12	U	12	12	4.4	ug/Kg	☼	12/01/20 23:03	1
Dichlorodifluoromethane	7.7	U	12	7.7	3.3	ug/Kg	☼	12/01/20 23:03	1
Dibromomethane	0.96	U	6.0	0.96	0.38	ug/Kg	☼	12/01/20 23:03	1
Ethylene Dibromide	**21**		6.0	1.9	0.62	ug/Kg	☼	12/01/20 23:03	1
1,2-Dichlorobenzene	6.0	U	6.0	6.0	2.2	ug/Kg	☼	12/01/20 23:03	1
1,3-Dichlorobenzene	1.9	U	6.0	1.9	0.58	ug/Kg	☼	12/01/20 23:03	1
1,4-Dichlorobenzene	0.96	U	6.0	0.96	0.29	ug/Kg	☼	12/01/20 23:03	1
1,1-Dichloroethane	0.96	U	6.0	0.96	0.25	ug/Kg	☼	12/01/20 23:03	1
1,2-Dichloroethane	1.9	U Q M	6.0	1.9	0.84	ug/Kg	☼	12/01/20 23:03	1
1,1-Dichloroethene	1.9	U	6.0	1.9	0.71	ug/Kg	☼	12/01/20 23:03	1
1,2-Dichloroethene, Total	1.9	U	6.0	1.9	0.47	ug/Kg	☼	12/01/20 23:03	1
cis-1,2-Dichloroethene	0.96	U	6.0	0.96	0.24	ug/Kg	☼	12/01/20 23:03	1
trans-1,2-Dichloroethene	0.96	U	6.0	0.96	0.47	ug/Kg	☼	12/01/20 23:03	1
1,2-Dichloropropane	1.9	U M	6.0	1.9	0.66	ug/Kg	☼	12/01/20 23:03	1
1,3-Dichloropropane	0.48	U	6.0	0.48	0.21	ug/Kg	☼	12/01/20 23:03	1
2,2-Dichloropropane	1.9	U	6.0	1.9	0.53	ug/Kg	☼	12/01/20 23:03	1
1,1-Dichloropropene	0.48	U Q	6.0	0.48	0.20	ug/Kg	☼	12/01/20 23:03	1
cis-1,3-Dichloropropene	0.48	U Q	6.0	0.48	0.12	ug/Kg	☼	12/01/20 23:03	1
trans-1,3-Dichloropropene	0.24	U Q	6.0	0.24	0.10	ug/Kg	☼	12/01/20 23:03	1
Ethylbenzene	**17**		6.0	0.96	0.37	ug/Kg	☼	12/01/20 23:03	1
2-Hexanone	15	U M	24	15	5.9	ug/Kg	☼	12/01/20 23:03	1
Hexachlorobutadiene	6.0	U	6.0	6.0	2.6	ug/Kg	☼	12/01/20 23:03	1
Isopropylbenzene	6.0	U	6.0	6.0	2.9	ug/Kg	☼	12/01/20 23:03	1
4-Isopropyltoluene	3.8	U	6.0	3.8	1.4	ug/Kg	☼	12/01/20 23:03	1
Methylene Chloride	3.8	U M	6.0	3.8	1.9	ug/Kg	☼	12/01/20 23:03	1
4-Methyl-2-pentanone (MIBK)	**8.0**	**J**	24	15	5.2	ug/Kg	☼	12/01/20 23:03	1
Methyl tert-butyl ether	7.7	U Q M	24	7.7	2.5	ug/Kg	☼	12/01/20 23:03	1
Naphthalene	8.0	U	8.0	8.0	4.0	ug/Kg	☼	12/01/20 23:03	1
N-Propylbenzene	1.9	U	6.0	1.9	0.70	ug/Kg	☼	12/01/20 23:03	1
Styrene	0.96	U M	6.0	0.96	0.34	ug/Kg	☼	12/01/20 23:03	1
1,1,1,2-Tetrachloroethane	6.0	U	6.0	6.0	2.7	ug/Kg	☼	12/01/20 23:03	1
1,1,2,2-Tetrachloroethane	0.96	U M	6.0	0.96	0.34	ug/Kg	☼	12/01/20 23:03	1

Method: 8260B - Volatile Organic Compounds (GC/MS) (Continued)

Client Sample ID: V-S10A-221120-250 — **Lab Sample ID: 280-143110-8**
Date Collected: 11/22/20 11:05 — **Matrix: Solid**
Date Received: 11/24/20 00:00 — **Percent Solids: 71.8**

Analyte	Result	Qualifier	LOQ	LOD	DL	Unit	D	Analyzed	Dil Fac
Tetrachloroethene	6.0	U	6.0	6.0	2.3	ug/Kg	☼	12/01/20 23:03	1
1,2,3-Trichlorobenzene	3.8	U	6.0	3.8	0.97	ug/Kg	☼	12/01/20 23:03	1
1,1,1-Trichloroethane	6.0	U	6.0	6.0	2.4	ug/Kg	☼	12/01/20 23:03	1
1,1,2-Trichloroethane	3.8	U M	6.0	3.8	1.1	ug/Kg	☼	12/01/20 23:03	1
Trichloroethene	6.0	U	6.0	6.0	2.3	ug/Kg	☼	12/01/20 23:03	1
Trichlorofluoromethane	12	U	12	12	3.8	ug/Kg	☼	12/01/20 23:03	1
1,2,4-Trichlorobenzene	1.9	U	6.0	1.9	0.88	ug/Kg	☼	12/01/20 23:03	1
1,2,3-Trichloropropane	0.96	U	6.0	0.96	0.26	ug/Kg	☼	12/01/20 23:03	1
1,2,4-Trimethylbenzene	**5.2**	**J**	6.0	6.0	2.8	ug/Kg	☼	12/01/20 23:03	1
1,3,5-Trimethylbenzene	6.0	U	6.0	6.0	2.9	ug/Kg	☼	12/01/20 23:03	1
Vinyl chloride	3.8	U M	6.0	3.8	1.6	ug/Kg	☼	12/01/20 23:03	1
o-Xylene	**26**		6.0	0.96	0.32	ug/Kg	☼	12/01/20 23:03	1
m-Xylene & p-Xylene	**43**		3.8	3.8	1.2	ug/Kg	☼	12/01/20 23:03	1
2-Chlorotoluene	1.9	U	6.0	1.9	0.61	ug/Kg	☼	12/01/20 23:03	1

Surrogate	*%Recovery*	*Qualifier*	*Limits*	*Prepared*	*Analyzed*	*Dil Fac*
Toluene-d8 (Surr)	*97*		*85 - 116*	*11/22/20 11:05*	*12/01/20 23:03*	*1*
1,2-Dichloroethane-d4 (Surr)	*117*		*71 - 136*	*11/22/20 11:05*	*12/01/20 23:03*	*1*
4-Bromofluorobenzene (Surr)	*107*		*79 - 119*	*11/22/20 11:05*	*12/01/20 23:03*	*1*
Dibromofluoromethane (Surr)	*99*		*78 - 119*	*11/22/20 11:05*	*12/01/20 23:03*	*1*

Client Sample ID: V-S10A-221120-260 — **Lab Sample ID: 280-143110-10**
Date Collected: 11/22/20 12:40 — **Matrix: Solid**
Date Received: 11/24/20 00:00 — **Percent Solids: 87.7**

Analyte	Result	Qualifier	LOQ	LOD	DL	Unit	D	Analyzed	Dil Fac
Benzene	**100**		4.5	0.36	0.14	ug/Kg	☼	12/01/20 23:25	1
Bromobenzene	1.4	U	4.5	1.4	0.44	ug/Kg	☼	12/01/20 23:25	1
Bromochloromethane	4.5	U	4.5	4.5	2.2	ug/Kg	☼	12/01/20 23:25	1
Bromodichloromethane	4.5	U Q M	4.5	4.5	1.9	ug/Kg	☼	12/01/20 23:25	1
Bromoform	4.6	U	4.6	4.6	2.3	ug/Kg	☼	12/01/20 23:25	1
Bromomethane	2.9	U Q	9.0	2.9	1.2	ug/Kg	☼	12/01/20 23:25	1
2-Butanone (MEK)	**210**		18	11	3.5	ug/Kg	☼	12/01/20 23:25	1
n-Butylbenzene	1.4	U	4.5	1.4	0.50	ug/Kg	☼	12/01/20 23:25	1
sec-Butylbenzene	**0.75**	**J**	4.5	1.4	0.69	ug/Kg	☼	12/01/20 23:25	1
tert-Butylbenzene	1.4	U	4.5	1.4	0.45	ug/Kg	☼	12/01/20 23:25	1
Carbon disulfide	4.5	U	4.5	4.5	1.5	ug/Kg	☼	12/01/20 23:25	1
Carbon tetrachloride	4.5	U	4.5	4.5	1.8	ug/Kg	☼	12/01/20 23:25	1
Chlorobenzene	4.5	U	4.5	4.5	1.8	ug/Kg	☼	12/01/20 23:25	1
Chloroethane	5.7	U	9.0	5.7	1.8	ug/Kg	☼	12/01/20 23:25	1
Chloroform	0.72	U M	9.0	0.72	0.26	ug/Kg	☼	12/01/20 23:25	1
Chloromethane	1.4	U	9.0	1.4	0.69	ug/Kg	☼	12/01/20 23:25	1
4-Chlorotoluene	0.72	U	4.5	0.72	0.32	ug/Kg	☼	12/01/20 23:25	1
Dibromochloromethane	4.5	U	4.5	4.5	2.0	ug/Kg	☼	12/01/20 23:25	1
1,2-Dibromo-3-Chloropropane	9.0	U	9.0	9.0	3.3	ug/Kg	☼	12/01/20 23:25	1
Dichlorodifluoromethane	5.7	U	9.0	5.7	2.5	ug/Kg	☼	12/01/20 23:25	1
Dibromomethane	0.72	U	4.5	0.72	0.28	ug/Kg	☼	12/01/20 23:25	1
Ethylene Dibromide	**21**		4.5	1.4	0.47	ug/Kg	☼	12/01/20 23:25	1
1,2-Dichlorobenzene	4.5	U	4.5	4.5	1.7	ug/Kg	☼	12/01/20 23:25	1
1,3-Dichlorobenzene	1.4	U	4.5	1.4	0.43	ug/Kg	☼	12/01/20 23:25	1
1,4-Dichlorobenzene	0.72	U	4.5	0.72	0.22	ug/Kg	☼	12/01/20 23:25	1

Method: 8260B - Volatile Organic Compounds (GC/MS) (Continued)

Client Sample ID: V-S10A-221120-260
Date Collected: 11/22/20 12:40
Date Received: 11/24/20 00:00

Lab Sample ID: 280-143110-10
Matrix: Solid
Percent Solids: 87.7

Analyte	Result	Qualifier	LOQ	LOD	DL	Unit	D	Analyzed	Dil Fac
1,1-Dichloroethane	0.72	U	4.5	0.72	0.19	ug/Kg	☼	12/01/20 23:25	1
1,2-Dichloroethane	1.4	U Q M	4.5	1.4	0.63	ug/Kg	☼	12/01/20 23:25	1
1,1-Dichloroethene	1.4	U	4.5	1.4	0.53	ug/Kg	☼	12/01/20 23:25	1
1,2-Dichloroethene, Total	1.4	U	4.5	1.4	0.35	ug/Kg	☼	12/01/20 23:25	1
cis-1,2-Dichloroethene	0.72	U	4.5	0.72	0.18	ug/Kg	☼	12/01/20 23:25	1
trans-1,2-Dichloroethene	0.72	U	4.5	0.72	0.35	ug/Kg	☼	12/01/20 23:25	1
1,2-Dichloropropane	1.4	U M	4.5	1.4	0.49	ug/Kg	☼	12/01/20 23:25	1
1,3-Dichloropropane	0.36	U	4.5	0.36	0.16	ug/Kg	☼	12/01/20 23:25	1
2,2-Dichloropropane	1.4	U	4.5	1.4	0.39	ug/Kg	☼	12/01/20 23:25	1
1,1-Dichloropropene	0.36	U Q	4.5	0.36	0.15	ug/Kg	☼	12/01/20 23:25	1
cis-1,3-Dichloropropene	0.36	U Q	4.5	0.36	0.090	ug/Kg	☼	12/01/20 23:25	1
trans-1,3-Dichloropropene	0.18	U Q	4.5	0.18	0.074	ug/Kg	☼	12/01/20 23:25	1
Ethylbenzene	**13**		4.5	0.72	0.27	ug/Kg	☼	12/01/20 23:25	1
2-Hexanone	11	U M	18	11	4.4	ug/Kg	☼	12/01/20 23:25	1
Hexachlorobutadiene	4.5	U	4.5	4.5	1.9	ug/Kg	☼	12/01/20 23:25	1
Isopropylbenzene	4.5	U	4.5	4.5	2.2	ug/Kg	☼	12/01/20 23:25	1
4-Isopropyltoluene	2.9	U	4.5	2.9	1.0	ug/Kg	☼	12/01/20 23:25	1
Methylene Chloride	2.9	U M	4.5	2.9	1.4	ug/Kg	☼	12/01/20 23:25	1
4-Methyl-2-pentanone (MIBK)	**34**		18	11	3.9	ug/Kg	☼	12/01/20 23:25	1
Methyl tert-butyl ether	5.7	U Q M	18	5.7	1.9	ug/Kg	☼	12/01/20 23:25	1
Naphthalene	6.0	U	6.0	6.0	3.0	ug/Kg	☼	12/01/20 23:25	1
N-Propylbenzene	**1.2**	**J**	4.5	1.4	0.52	ug/Kg	☼	12/01/20 23:25	1
Styrene	0.72	U M	4.5	0.72	0.25	ug/Kg	☼	12/01/20 23:25	1
1,1,1,2-Tetrachloroethane	4.5	U	4.5	4.5	2.0	ug/Kg	☼	12/01/20 23:25	1
1,1,2,2-Tetrachloroethane	**0.78**	**J**	4.5	0.72	0.26	ug/Kg	☼	12/01/20 23:25	1
Tetrachloroethene	4.5	U	4.5	4.5	1.7	ug/Kg	☼	12/01/20 23:25	1
1,2,3-Trichlorobenzene	2.9	U	4.5	2.9	0.73	ug/Kg	☼	12/01/20 23:25	1
1,1,1-Trichloroethane	4.5	U	4.5	4.5	1.8	ug/Kg	☼	12/01/20 23:25	1
1,1,2-Trichloroethane	2.9	U M	4.5	2.9	0.79	ug/Kg	☼	12/01/20 23:25	1
Trichloroethene	4.5	U	4.5	4.5	1.7	ug/Kg	☼	12/01/20 23:25	1
Trichlorofluoromethane	9.0	U	9.0	9.0	2.9	ug/Kg	☼	12/01/20 23:25	1
1,2,4-Trichlorobenzene	1.4	U	4.5	1.4	0.65	ug/Kg	☼	12/01/20 23:25	1
1,2,3-Trichloropropane	0.72	U M	4.5	0.72	0.20	ug/Kg	☼	12/01/20 23:25	1
1,2,4-Trimethylbenzene	**13**		4.5	4.5	2.1	ug/Kg	☼	12/01/20 23:25	1
1,3,5-Trimethylbenzene	4.5	U	4.5	4.5	2.2	ug/Kg	☼	12/01/20 23:25	1
Vinyl chloride	2.9	U	4.5	2.9	1.2	ug/Kg	☼	12/01/20 23:25	1
o-Xylene	**17**		4.5	0.72	0.24	ug/Kg	☼	12/01/20 23:25	1
m-Xylene & p-Xylene	**38**		2.9	2.9	0.93	ug/Kg	☼	12/01/20 23:25	1
2-Chlorotoluene	1.4	U	4.5	1.4	0.46	ug/Kg	☼	12/01/20 23:25	1

Surrogate	*%Recovery*	*Qualifier*	*Limits*	*Prepared*	*Analyzed*	*Dil Fac*
Toluene-d8 (Surr)	*99*		*85 - 116*	*11/22/20 12:40*	*12/01/20 23:25*	*1*
1,2-Dichloroethane-d4 (Surr)	*114*		*71 - 136*	*11/22/20 12:40*	*12/01/20 23:25*	*1*
4-Bromofluorobenzene (Surr)	*107*		*79 - 119*	*11/22/20 12:40*	*12/01/20 23:25*	*1*
Dibromofluoromethane (Surr)	*99*		*78 - 119*	*11/22/20 12:40*	*12/01/20 23:25*	*1*

Method: 8260B - Volatile Organic Compounds (GC/MS)

Client Sample ID: V-S10A-221120-270
Date Collected: 11/22/20 15:30
Date Received: 11/24/20 00:00

Lab Sample ID: 280-143110-12
Matrix: Solid
Percent Solids: 98.0

Analyte	Result	Qualifier	LOQ	LOD	DL	Unit	D	Analyzed	Dil Fac
Acetone	**350**		77	77	38	ug/Kg	☼	12/01/20 23:47	1
Benzene	**4.2**	**J**	5.3	0.43	0.16	ug/Kg	☼	12/01/20 23:47	1
Bromobenzene	1.7	U	5.3	1.7	0.52	ug/Kg	☼	12/01/20 23:47	1
Bromochloromethane	5.3	U	5.3	5.3	2.6	ug/Kg	☼	12/01/20 23:47	1
Bromodichloromethane	5.3	U Q	5.3	5.3	2.3	ug/Kg	☼	12/01/20 23:47	1
Bromoform	5.4	U	5.4	5.4	2.7	ug/Kg	☼	12/01/20 23:47	1
Bromomethane	3.4	U Q	11	3.4	1.4	ug/Kg	☼	12/01/20 23:47	1
2-Butanone (MEK)	14	U	21	14	4.1	ug/Kg	☼	12/01/20 23:47	1
n-Butylbenzene	1.7	U	5.3	1.7	0.60	ug/Kg	☼	12/01/20 23:47	1
sec-Butylbenzene	1.7	U	5.3	1.7	0.82	ug/Kg	☼	12/01/20 23:47	1
tert-Butylbenzene	1.7	U	5.3	1.7	0.53	ug/Kg	☼	12/01/20 23:47	1
Carbon disulfide	5.3	U	5.3	5.3	1.8	ug/Kg	☼	12/01/20 23:47	1
Carbon tetrachloride	5.3	U	5.3	5.3	2.1	ug/Kg	☼	12/01/20 23:47	1
Chlorobenzene	5.3	U	5.3	5.3	2.2	ug/Kg	☼	12/01/20 23:47	1
Chloroethane	6.8	U	11	6.8	2.1	ug/Kg	☼	12/01/20 23:47	1
Chloroform	0.85	U	11	0.85	0.31	ug/Kg	☼	12/01/20 23:47	1
Chloromethane	1.7	U	11	1.7	0.82	ug/Kg	☼	12/01/20 23:47	1
4-Chlorotoluene	0.85	U	5.3	0.85	0.38	ug/Kg	☼	12/01/20 23:47	1
Dibromochloromethane	5.3	U	5.3	5.3	2.4	ug/Kg	☼	12/01/20 23:47	1
1,2-Dibromo-3-Chloropropane	11	U	11	11	3.9	ug/Kg	☼	12/01/20 23:47	1
Dichlorodifluoromethane	6.8	U	11	6.8	2.9	ug/Kg	☼	12/01/20 23:47	1
Dibromomethane	0.85	U	5.3	0.85	0.34	ug/Kg	☼	12/01/20 23:47	1
Ethylene Dibromide	1.7	U M	5.3	1.7	0.55	ug/Kg	☼	12/01/20 23:47	1
1,2-Dichlorobenzene	5.3	U	5.3	5.3	2.0	ug/Kg	☼	12/01/20 23:47	1
1,3-Dichlorobenzene	1.7	U	5.3	1.7	0.51	ug/Kg	☼	12/01/20 23:47	1
1,4-Dichlorobenzene	0.85	U	5.3	0.85	0.26	ug/Kg	☼	12/01/20 23:47	1
1,1-Dichloroethane	0.85	U	5.3	0.85	0.22	ug/Kg	☼	12/01/20 23:47	1
1,2-Dichloroethane	1.7	U Q	5.3	1.7	0.75	ug/Kg	☼	12/01/20 23:47	1
1,1-Dichloroethene	1.7	U	5.3	1.7	0.63	ug/Kg	☼	12/01/20 23:47	1
1,2-Dichloroethene, Total	1.7	U	5.3	1.7	0.42	ug/Kg	☼	12/01/20 23:47	1
cis-1,2-Dichloroethene	0.85	U	5.3	0.85	0.21	ug/Kg	☼	12/01/20 23:47	1
trans-1,2-Dichloroethene	0.85	U	5.3	0.85	0.42	ug/Kg	☼	12/01/20 23:47	1
1,2-Dichloropropane	1.7	U M	5.3	1.7	0.59	ug/Kg	☼	12/01/20 23:47	1
1,3-Dichloropropane	0.43	U	5.3	0.43	0.18	ug/Kg	☼	12/01/20 23:47	1
2,2-Dichloropropane	1.7	U	5.3	1.7	0.47	ug/Kg	☼	12/01/20 23:47	1
1,1-Dichloropropene	0.43	U Q	5.3	0.43	0.17	ug/Kg	☼	12/01/20 23:47	1
cis-1,3-Dichloropropene	0.43	U Q	5.3	0.43	0.11	ug/Kg	☼	12/01/20 23:47	1
trans-1,3-Dichloropropene	0.21	U Q	5.3	0.21	0.088	ug/Kg	☼	12/01/20 23:47	1
Ethylbenzene	**0.64**	**J**	5.3	0.85	0.32	ug/Kg	☼	12/01/20 23:47	1
2-Hexanone	14	U M	21	14	5.2	ug/Kg	☼	12/01/20 23:47	1
Hexachlorobutadiene	5.3	U	5.3	5.3	2.3	ug/Kg	☼	12/01/20 23:47	1
Isopropylbenzene	5.3	U	5.3	5.3	2.6	ug/Kg	☼	12/01/20 23:47	1
4-Isopropyltoluene	3.4	U	5.3	3.4	1.2	ug/Kg	☼	12/01/20 23:47	1
Methylene Chloride	3.4	U M	5.3	3.4	1.7	ug/Kg	☼	12/01/20 23:47	1
4-Methyl-2-pentanone (MIBK)	14	U M	21	14	4.6	ug/Kg	☼	12/01/20 23:47	1
Methyl tert-butyl ether	6.8	U Q	21	6.8	2.2	ug/Kg	☼	12/01/20 23:47	1
Naphthalene	7.1	U	7.1	7.1	3.5	ug/Kg	☼	12/01/20 23:47	1
N-Propylbenzene	1.7	U M	5.3	1.7	0.62	ug/Kg	☼	12/01/20 23:47	1
Styrene	0.85	U	5.3	0.85	0.30	ug/Kg	☼	12/01/20 23:47	1

Method: 8260B - Volatile Organic Compounds (GC/MS) (Continued)

Client Sample ID: V-S10A-221120-270
Date Collected: 11/22/20 15:30
Date Received: 11/24/20 00:00

Lab Sample ID: 280-143110-12
Matrix: Solid
Percent Solids: 98.0

Analyte	Result	Qualifier	LOQ	LOD	DL	Unit	D	Analyzed	Dil Fac
1,1,1,2-Tetrachloroethane	5.3	U	5.3	5.3	2.4	ug/Kg	☼	12/01/20 23:47	1
1,1,2,2-Tetrachloroethane	0.85	U M	5.3	0.85	0.30	ug/Kg	☼	12/01/20 23:47	1
Tetrachloroethene	5.3	U	5.3	5.3	2.0	ug/Kg	☼	12/01/20 23:47	1
Toluene	**10**		5.3	0.85	0.24	ug/Kg	☼	12/01/20 23:47	1
1,2,3-Trichlorobenzene	3.4	U	5.3	3.4	0.86	ug/Kg	☼	12/01/20 23:47	1
1,1,1-Trichloroethane	5.3	U	5.3	5.3	2.1	ug/Kg	☼	12/01/20 23:47	1
1,1,2-Trichloroethane	3.4	U M	5.3	3.4	0.94	ug/Kg	☼	12/01/20 23:47	1
Trichloroethene	5.3	U	5.3	5.3	2.0	ug/Kg	☼	12/01/20 23:47	1
Trichlorofluoromethane	11	U	11	11	3.4	ug/Kg	☼	12/01/20 23:47	1
1,2,4-Trichlorobenzene	1.7	U	5.3	1.7	0.78	ug/Kg	☼	12/01/20 23:47	1
1,2,3-Trichloropropane	0.85	U	5.3	0.85	0.23	ug/Kg	☼	12/01/20 23:47	1
1,2,4-Trimethylbenzene	5.3	U M	5.3	5.3	2.5	ug/Kg	☼	12/01/20 23:47	1
1,3,5-Trimethylbenzene	5.3	U	5.3	5.3	2.6	ug/Kg	☼	12/01/20 23:47	1
Vinyl chloride	3.4	U	5.3	3.4	1.4	ug/Kg	☼	12/01/20 23:47	1
o-Xylene	**0.69**	**J**	5.3	0.85	0.28	ug/Kg	☼	12/01/20 23:47	1
m-Xylene & p-Xylene	**1.5**	**J**	3.4	3.4	1.1	ug/Kg	☼	12/01/20 23:47	1
2-Chlorotoluene	1.7	U	5.3	1.7	0.54	ug/Kg	☼	12/01/20 23:47	1

Surrogate	*%Recovery*	*Qualifier*	*Limits*	*Prepared*	*Analyzed*	*Dil Fac*
Toluene-d8 (Surr)	*99*		*85 - 116*	*11/22/20 15:30*	*12/01/20 23:47*	*1*
1,2-Dichloroethane-d4 (Surr)	*114*		*71 - 136*	*11/22/20 15:30*	*12/01/20 23:47*	*1*
4-Bromofluorobenzene (Surr)	*107*		*79 - 119*	*11/22/20 15:30*	*12/01/20 23:47*	*1*
Dibromofluoromethane (Surr)	*100*		*78 - 119*	*11/22/20 15:30*	*12/01/20 23:47*	*1*

Client Sample ID: TB-S10A-231120-02
Date Collected: 11/23/20 09:40
Date Received: 11/24/20 00:00

Lab Sample ID: 280-143110-14
Matrix: Water

Analyte	Result	Qualifier	LOQ	LOD	DL	Unit	D	Analyzed	Dil Fac
Acetone	6.4	U	10	6.4	1.9	ug/L		12/07/20 11:52	1
Benzene	0.40	U	1.0	0.40	0.16	ug/L		12/07/20 11:52	1
Bromobenzene	0.40	U	1.0	0.40	0.17	ug/L		12/07/20 11:52	1
Bromochloromethane	0.20	U	1.0	0.20	0.10	ug/L		12/07/20 11:52	1
Bromodichloromethane	0.40	U	1.0	0.40	0.17	ug/L		12/07/20 11:52	1
Bromoform	1.0	U	1.0	1.0	0.46	ug/L		12/07/20 11:52	1
Bromomethane	0.80	U M	2.0	0.80	0.21	ug/L		12/07/20 11:52	1
2-Butanone (MEK)	4.0	U	6.0	4.0	2.0	ug/L		12/07/20 11:52	1
n-Butylbenzene	0.80	U	1.0	0.80	0.14	ug/L		12/07/20 11:52	1
sec-Butylbenzene	0.40	U	1.0	0.40	0.17	ug/L		12/07/20 11:52	1
tert-Butylbenzene	0.40	U	1.0	0.40	0.16	ug/L		12/07/20 11:52	1
Carbon disulfide	0.80	U	2.0	0.80	0.17	ug/L		12/07/20 11:52	1
Carbon tetrachloride	0.40	U	2.0	0.40	0.19	ug/L		12/07/20 11:52	1
Chlorobenzene	0.40	U	1.0	0.40	0.17	ug/L		12/07/20 11:52	1
Chloroethane	1.6	U	2.0	1.6	0.41	ug/L		12/07/20 11:52	1
Chloroform	0.40	U	1.0	0.40	0.16	ug/L		12/07/20 11:52	1
Chloromethane	0.80	U	2.0	0.80	0.30	ug/L		12/07/20 11:52	1
4-Chlorotoluene	0.80	U	1.0	0.80	0.21	ug/L		12/07/20 11:52	1
Dibromochloromethane	0.40	U	1.0	0.40	0.17	ug/L		12/07/20 11:52	1
1,2-Dibromo-3-Chloropropane	1.6	U	5.0	1.6	0.47	ug/L		12/07/20 11:52	1
Dichlorodifluoromethane	0.80	U	2.0	0.80	0.31	ug/L		12/07/20 11:52	1
Dibromomethane	0.40	U	1.0	0.40	0.17	ug/L		12/07/20 11:52	1

Method: 8260B - Volatile Organic Compounds (GC/MS) (Continued)

Client Sample ID: TB-S10A-231120-02
Date Collected: 11/23/20 09:40
Date Received: 11/24/20 00:00

Lab Sample ID: 280-143110-14
Matrix: Water

Analyte	Result	Qualifier	LOQ	LOD	DL	Unit	D	Analyzed	Dil Fac
Ethylene Dibromide	0.40	U	1.0	0.40	0.18	ug/L		12/07/20 11:52	1
1,2-Dichlorobenzene	0.40	U	1.0	0.40	0.15	ug/L		12/07/20 11:52	1
1,3-Dichlorobenzene	0.40	U	1.0	0.40	0.13	ug/L		12/07/20 11:52	1
1,4-Dichlorobenzene	0.40	U	1.0	0.40	0.16	ug/L		12/07/20 11:52	1
1,1-Dichloroethane	0.80	U	1.0	0.80	0.22	ug/L		12/07/20 11:52	1
1,2-Dichloroethane	0.40	U	1.0	0.40	0.13	ug/L		12/07/20 11:52	1
1,1-Dichloroethene	0.80	U	1.0	0.80	0.23	ug/L		12/07/20 11:52	1
1,2-Dichloroethene, Total	0.40	U	1.0	0.40	0.15	ug/L		12/07/20 11:52	1
cis-1,2-Dichloroethene	0.40	U	1.0	0.40	0.15	ug/L		12/07/20 11:52	1
trans-1,2-Dichloroethene	0.40	U	1.0	0.40	0.15	ug/L		12/07/20 11:52	1
1,2-Dichloropropane	0.40	U M	1.0	0.40	0.18	ug/L		12/07/20 11:52	1
1,3-Dichloropropane	0.20	U	1.0	0.20	0.090	ug/L		12/07/20 11:52	1
2,2-Dichloropropane	0.80	U	1.0	0.80	0.38	ug/L		12/07/20 11:52	1
1,1-Dichloropropene	0.40	U	1.0	0.40	0.19	ug/L		12/07/20 11:52	1
cis-1,3-Dichloropropene	0.40	U	1.0	0.40	0.16	ug/L		12/07/20 11:52	1
trans-1,3-Dichloropropene	0.40	U	1.0	0.40	0.19	ug/L		12/07/20 11:52	1
Ethylbenzene	0.40	U	1.0	0.40	0.16	ug/L		12/07/20 11:52	1
2-Hexanone	4.0	U	5.0	4.0	1.7	ug/L		12/07/20 11:52	1
Hexachlorobutadiene	0.80	U	1.0	0.80	0.36	ug/L		12/07/20 11:52	1
Isopropylbenzene	0.40	U	1.0	0.40	0.19	ug/L		12/07/20 11:52	1
4-Isopropyltoluene	0.40	U	1.0	0.40	0.20	ug/L		12/07/20 11:52	1
Methylene Chloride	2.0	U	5.0	2.0	0.94	ug/L		12/07/20 11:52	1
4-Methyl-2-pentanone (MIBK)	3.2	U	5.0	3.2	0.98	ug/L		12/07/20 11:52	1
Methyl tert-butyl ether	0.80	U	5.0	0.80	0.25	ug/L		12/07/20 11:52	1
Naphthalene	0.80	U	1.0	0.80	0.22	ug/L		12/07/20 11:52	1
N-Propylbenzene	0.40	U	1.0	0.40	0.16	ug/L		12/07/20 11:52	1
Styrene	0.80	U	1.0	0.80	0.36	ug/L		12/07/20 11:52	1
1,1,1,2-Tetrachloroethane	0.80	U	1.0	0.80	0.21	ug/L		12/07/20 11:52	1
1,1,2,2-Tetrachloroethane	0.80	U	1.0	0.80	0.21	ug/L		12/07/20 11:52	1
Tetrachloroethene	0.40	U	1.0	0.40	0.20	ug/L		12/07/20 11:52	1
Toluene	**0.57**	**J**	1.0	0.40	0.17	ug/L		12/07/20 11:52	1
1,2,3-Trichlorobenzene	0.80	U	1.0	0.80	0.21	ug/L		12/07/20 11:52	1
1,1,1-Trichloroethane	0.40	U	1.0	0.40	0.16	ug/L		12/07/20 11:52	1
1,1,2-Trichloroethane	0.80	U	1.0	0.80	0.27	ug/L		12/07/20 11:52	1
Trichloroethene	0.40	U	1.0	0.40	0.16	ug/L		12/07/20 11:52	1
Trichlorofluoromethane	0.80	U Q	2.0	0.80	0.29	ug/L		12/07/20 11:52	1
1,2,4-Trichlorobenzene	0.80	U	1.0	0.80	0.21	ug/L		12/07/20 11:52	1
1,2,3-Trichloropropane	0.80	U	3.0	0.80	0.33	ug/L		12/07/20 11:52	1
1,2,4-Trimethylbenzene	0.40	U	1.0	0.40	0.15	ug/L		12/07/20 11:52	1
1,3,5-Trimethylbenzene	0.40	U	1.0	0.40	0.16	ug/L		12/07/20 11:52	1
Vinyl chloride	0.20	U	1.5	0.20	0.10	ug/L		12/07/20 11:52	1
o-Xylene	0.40	U	1.0	0.40	0.19	ug/L		12/07/20 11:52	1
m-Xylene & p-Xylene	0.80	U	2.0	0.80	0.15	ug/L		12/07/20 11:52	1
2-Chlorotoluene	0.40	U	1.0	0.40	0.17	ug/L		12/07/20 11:52	1

Surrogate	*%Recovery*	*Qualifier*	*Limits*	*Prepared*	*Analyzed*	*Dil Fac*
Toluene-d8 (Surr)	*99*		*89 - 112*		*12/07/20 11:52*	*1*
1,2-Dichloroethane-d4 (Surr)	*97*		*81 - 118*		*12/07/20 11:52*	*1*
4-Bromofluorobenzene (Surr)	*103*		*85 - 114*		*12/07/20 11:52*	*1*
Dibromofluoromethane (Surr)	*101*		*80 - 119*		*12/07/20 11:52*	*1*

Method: 8260B - Volatile Organic Compounds (GC/MS) - DL

Client Sample ID: V-S10A-221120-250 — **Lab Sample ID: 280-143110-8**
Date Collected: 11/22/20 11:05 — **Matrix: Solid**
Date Received: 11/24/20 00:00 — **Percent Solids: 71.8**

Analyte	Result	Qualifier	LOQ	LOD	DL	Unit	D	Analyzed	Dil Fac
Acetone	3300	J D	4900	4900	2400	ug/Kg	☼	12/02/20 20:14	50
Benzene	360	D	340	27	10	ug/Kg	☼	12/02/20 20:14	50
Toluene	700	D	340	55	16	ug/Kg	☼	12/02/20 20:14	50

Surrogate	*%Recovery*	*Qualifier*	*Limits*	*Prepared*	*Analyzed*	*Dil Fac*
Toluene-d8 (Surr)	*112*		*85 - 116*	*11/22/20 11:05*	*12/02/20 20:14*	*50*
1,2-Dichloroethane-d4 (Surr)	*111*		*71 - 136*	*11/22/20 11:05*	*12/02/20 20:14*	*50*
4-Bromofluorobenzene (Surr)	*107*		*79 - 119*	*11/22/20 11:05*	*12/02/20 20:14*	*50*
Dibromofluoromethane (Surr)	*96*		*78 - 119*	*11/22/20 11:05*	*12/02/20 20:14*	*50*

Client Sample ID: V-S10A-221120-260 — **Lab Sample ID: 280-143110-10**
Date Collected: 11/22/20 12:40 — **Matrix: Solid**
Date Received: 11/24/20 00:00 — **Percent Solids: 87.7**

Analyte	Result	Qualifier	LOQ	LOD	DL	Unit	D	Analyzed	Dil Fac
Acetone	2300	J D	3500	3500	1700	ug/Kg	☼	12/02/20 20:36	50
Toluene	570	D	240	38	11	ug/Kg	☼	12/02/20 20:36	50

Surrogate	*%Recovery*	*Qualifier*	*Limits*	*Prepared*	*Analyzed*	*Dil Fac*
Toluene-d8 (Surr)	*105*		*85 - 116*	*11/22/20 12:40*	*12/02/20 20:36*	*50*
1,2-Dichloroethane-d4 (Surr)	*109*		*71 - 136*	*11/22/20 12:40*	*12/02/20 20:36*	*50*
4-Bromofluorobenzene (Surr)	*108*		*79 - 119*	*11/22/20 12:40*	*12/02/20 20:36*	*50*
Dibromofluoromethane (Surr)	*100*		*78 - 119*	*11/22/20 12:40*	*12/02/20 20:36*	*50*

Method: 8015D GRO - Gasoline Range Organics (GRO)

Client Sample ID: P-S10A-211120-230 — **Lab Sample ID: 280-143110-2**
Date Collected: 11/22/20 17:10 — **Matrix: Solid**
Date Received: 11/24/20 00:00 — **Percent Solids: 94.1**

Analyte	Result	Qualifier	LOQ	LOD	DL	Unit	D	Analyzed	Dil Fac
Gasoline Range Organics (GRO)-C6-C10	2.5	U	2.5	2.5	0.96	mg/Kg	☼	12/01/20 16:10	1

Surrogate	*%Recovery*	*Qualifier*	*Limits*	*Prepared*	*Analyzed*	*Dil Fac*
a,a,a-Trifluorotoluene (Surr)	*99*		*77 - 123*	*11/22/20 17:10*	*12/01/20 16:10*	*1*

Client Sample ID: P-S10A-221120-240 — **Lab Sample ID: 280-143110-4**
Date Collected: 11/22/20 09:00 — **Matrix: Solid**
Date Received: 11/24/20 00:00 — **Percent Solids: 98.3**

Analyte	Result	Qualifier	LOQ	LOD	DL	Unit	D	Analyzed	Dil Fac
Gasoline Range Organics (GRO)-C6-C10	1.2	J	1.9	1.9	0.72	mg/Kg	☼	12/01/20 16:35	1

Surrogate	*%Recovery*	*Qualifier*	*Limits*	*Prepared*	*Analyzed*	*Dil Fac*
a,a,a-Trifluorotoluene (Surr)	*97*		*77 - 123*	*11/22/20 09:00*	*12/01/20 16:35*	*1*

Client Sample ID: P-S10A-221120-245 — **Lab Sample ID: 280-143110-6**
Date Collected: 11/22/20 09:20 — **Matrix: Solid**
Date Received: 11/24/20 00:00 — **Percent Solids: 71.2**

Analyte	Result	Qualifier	LOQ	LOD	DL	Unit	D	Analyzed	Dil Fac
Gasoline Range Organics (GRO)-C6-C10	3.2	U	3.2	3.2	1.2	mg/Kg	☼	12/01/20 16:59	1

Surrogate	*%Recovery*	*Qualifier*	*Limits*	*Prepared*	*Analyzed*	*Dil Fac*
a,a,a-Trifluorotoluene (Surr)	*98*		*77 - 123*	*11/22/20 09:20*	*12/01/20 16:59*	*1*

Method: 8015D GRO - Gasoline Range Organics (GRO)

Client Sample ID: TB-S10A-231120-01 — **Lab Sample ID: 280-143110-7**
Date Collected: 11/23/20 09:40 — **Matrix: Water**
Date Received: 11/24/20 00:00

Analyte	Result	Qualifier	LOQ	LOD	DL	Unit	D	Analyzed	Dil Fac
Gasoline Range Organics (GRO)-C6-C10	25	U	25	25	10	ug/L		11/29/20 19:22	1

Surrogate	*%Recovery*	*Qualifier*	*Limits*	*Prepared*	*Analyzed*	*Dil Fac*
a,a,a-Trifluorotoluene	*91*		*82 - 110*		*11/29/20 19:22*	*1*

Client Sample ID: P-S10A-221120-250 — **Lab Sample ID: 280-143110-9**
Date Collected: 11/22/20 11:05 — **Matrix: Solid**
Date Received: 11/24/20 00:00 — **Percent Solids: 87.0**

Analyte	Result	Qualifier	LOQ	LOD	DL	Unit	D	Analyzed	Dil Fac
Gasoline Range Organics (GRO)-C6-C10	**1.8**	**J**	2.3	2.3	0.87	mg/Kg	☼	12/01/20 17:23	1

Surrogate	*%Recovery*	*Qualifier*	*Limits*	*Prepared*	*Analyzed*	*Dil Fac*
a,a,a-Trifluorotoluene (Surr)	*99*		*77 - 123*	*11/22/20 11:05*	*12/01/20 17:23*	*1*

Client Sample ID: P-S10A-221120-260 — **Lab Sample ID: 280-143110-11**
Date Collected: 11/22/20 12:40 — **Matrix: Solid**
Date Received: 11/24/20 00:00 — **Percent Solids: 88.1**

Analyte	Result	Qualifier	LOQ	LOD	DL	Unit	D	Analyzed	Dil Fac
Gasoline Range Organics (GRO)-C6-C10	**1.9**	**J**	2.1	2.1	0.79	mg/Kg	☼	12/01/20 17:48	1

Surrogate	*%Recovery*	*Qualifier*	*Limits*	*Prepared*	*Analyzed*	*Dil Fac*
a,a,a-Trifluorotoluene (Surr)	*98*		*77 - 123*	*11/22/20 12:40*	*12/01/20 17:48*	*1*

Client Sample ID: P-S10A-221120-270 — **Lab Sample ID: 280-143110-13**
Date Collected: 11/22/20 15:30 — **Matrix: Solid**
Date Received: 11/24/20 00:00 — **Percent Solids: 98.2**

Analyte	Result	Qualifier	LOQ	LOD	DL	Unit	D	Analyzed	Dil Fac
Gasoline Range Organics (GRO)-C6-C10	**2.5**		2.1	2.1	0.81	mg/Kg	☼	12/01/20 18:12	1

Surrogate	*%Recovery*	*Qualifier*	*Limits*	*Prepared*	*Analyzed*	*Dil Fac*
a,a,a-Trifluorotoluene (Surr)	*101*		*77 - 123*	*11/22/20 15:30*	*12/01/20 18:12*	*1*

Client Sample ID: TB-S10A-231120-02 — **Lab Sample ID: 280-143110-14**
Date Collected: 11/23/20 09:40 — **Matrix: Water**
Date Received: 11/24/20 00:00

Analyte	Result	Qualifier	LOQ	LOD	DL	Unit	D	Analyzed	Dil Fac
Gasoline Range Organics (GRO)-C6-C10	25	U	25	25	10	ug/L		11/29/20 19:45	1

Surrogate	*%Recovery*	*Qualifier*	*Limits*	*Prepared*	*Analyzed*	*Dil Fac*
a,a,a-Trifluorotoluene	*91*		*82 - 110*		*11/29/20 19:45*	*1*

Method: 8015D DRO - Diesel Range Organics (DRO) (GC)

Client Sample ID: P-S10A-211120-230 — **Lab Sample ID: 280-143110-2**
Date Collected: 11/22/20 17:10 — **Matrix: Solid**
Date Received: 11/24/20 00:00 — **Percent Solids: 94.1**

Analyte	Result	Qualifier	LOQ	LOD	DL	Unit	D	Analyzed	Dil Fac
Diesel Range Organics [C10-C28]	7.5	U	7.5	7.5	3.4	mg/Kg	☼	12/11/20 10:36	1
Motor Oil (C20-C38)	22	U	23	22	7.4	mg/Kg	☼	12/11/20 10:36	1

Method: 8015D DRO - Diesel Range Organics (DRO) (GC) (Continued)

Surrogate	%Recovery	Qualifier	Limits	Prepared	Analyzed	Dil Fac
o-Terphenyl (Surr)	68		45 - 130	12/01/20 17:52	12/11/20 10:36	1
n-Octacosane	87		25 - 162	12/01/20 17:52	12/11/20 10:36	1

Client Sample ID: P-S10A-221120-240 — **Lab Sample ID: 280-143110-4**
Date Collected: 11/22/20 09:00 — **Matrix: Solid**
Date Received: 11/24/20 00:00 — **Percent Solids: 98.3**

Analyte	Result	Qualifier	LOQ	LOD	DL	Unit	D	Analyzed	Dil Fac
Diesel Range Organics [C10-C28]	8.0	U	8.0	8.0	3.6	mg/Kg	☼	12/11/20 10:58	1
Motor Oil (C20-C38)	23	U	24	23	7.8	mg/Kg	☼	12/11/20 10:58	1

Surrogate	%Recovery	Qualifier	Limits	Prepared	Analyzed	Dil Fac
o-Terphenyl (Surr)	72		45 - 130	12/01/20 17:52	12/11/20 10:58	1
n-Octacosane	94		25 - 162	12/01/20 17:52	12/11/20 10:58	1

Client Sample ID: P-S10A-221120-245 — **Lab Sample ID: 280-143110-6**
Date Collected: 11/22/20 09:20 — **Matrix: Solid**
Date Received: 11/24/20 00:00 — **Percent Solids: 71.2**

Analyte	Result	Qualifier	LOQ	LOD	DL	Unit	D	Analyzed	Dil Fac
Diesel Range Organics [C10-C28]	10	U	10	10	4.8	mg/Kg	☼	12/11/20 05:17	1
Motor Oil (C20-C38)	31	U	31	31	10	mg/Kg	☼	12/11/20 05:17	1

Surrogate	%Recovery	Qualifier	Limits	Prepared	Analyzed	Dil Fac
o-Terphenyl (Surr)	64		45 - 130	12/02/20 13:13	12/11/20 05:17	1
n-Octacosane	93		25 - 162	12/02/20 13:13	12/11/20 05:17	1

Client Sample ID: P-S10A-221120-250 — **Lab Sample ID: 280-143110-9**
Date Collected: 11/22/20 11:05 — **Matrix: Solid**
Date Received: 11/24/20 00:00 — **Percent Solids: 87.0**

Analyte	Result	Qualifier	LOQ	LOD	DL	Unit	D	Analyzed	Dil Fac
Diesel Range Organics [C10-C28]	8.6	U	8.6	8.6	3.9	mg/Kg	☼	12/11/20 11:21	1
Motor Oil (C20-C38)	25	U	26	25	8.4	mg/Kg	☼	12/11/20 11:21	1

Surrogate	%Recovery	Qualifier	Limits	Prepared	Analyzed	Dil Fac
o-Terphenyl (Surr)	67		45 - 130	12/01/20 17:52	12/11/20 11:21	1
n-Octacosane	87		25 - 162	12/01/20 17:52	12/11/20 11:21	1

Client Sample ID: P-S10A-221120-260 — **Lab Sample ID: 280-143110-11**
Date Collected: 11/22/20 12:40 — **Matrix: Solid**
Date Received: 11/24/20 00:00 — **Percent Solids: 88.1**

Analyte	Result	Qualifier	LOQ	LOD	DL	Unit	D	Analyzed	Dil Fac
Diesel Range Organics [C10-C28]	9.0	U	9.0	9.0	4.1	mg/Kg	☼	12/11/20 11:44	1
Motor Oil (C20-C38)	26	U	27	26	8.8	mg/Kg	☼	12/11/20 11:44	1

Surrogate	%Recovery	Qualifier	Limits	Prepared	Analyzed	Dil Fac
o-Terphenyl (Surr)	65		45 - 130	12/01/20 17:52	12/11/20 11:44	1
n-Octacosane	82		25 - 162	12/01/20 17:52	12/11/20 11:44	1

Client Sample ID: P-S10A-221120-270 — **Lab Sample ID: 280-143110-13**
Date Collected: 11/22/20 15:30 — **Matrix: Solid**
Date Received: 11/24/20 00:00 — **Percent Solids: 98.2**

Analyte	Result	Qualifier	LOQ	LOD	DL	Unit	D	Analyzed	Dil Fac
Diesel Range Organics [C10-C28]	7.8	U	7.8	7.8	3.5	mg/Kg	☼	12/12/20 05:21	1
Motor Oil (C20-C38)	23	U	23	23	7.6	mg/Kg	☼	12/12/20 05:21	1

Method: 8015D DRO - Diesel Range Organics (DRO) (GC) (Continued)

Surrogate	%Recovery	Qualifier	Limits	Prepared	Analyzed	Dil Fac
o-Terphenyl (Surr)	72		45 - 130	12/01/20 17:52	12/12/20 05:21	1
n-Octacosane	96		25 - 162	12/01/20 17:52	12/12/20 05:21	1

General Chemistry

Client Sample ID: V-S10A-211120-230 — **Lab Sample ID: 280-143110-1**
Date Collected: 11/22/20 17:10 — **Matrix: Solid**
Date Received: 11/24/20 00:00 — **Percent Solids: 94.0**

Analyte	Result	Qualifier	LOQ	LOD	DL	Unit	D	Analyzed	Dil Fac
Percent Moisture	6.0		0.1	0.05	0.1	%		11/28/20 11:09	1

Client Sample ID: P-S10A-211120-230 — **Lab Sample ID: 280-143110-2**
Date Collected: 11/22/20 17:10 — **Matrix: Solid**
Date Received: 11/24/20 00:00 — **Percent Solids: 94.1**

Analyte	Result	Qualifier	LOQ	LOD	DL	Unit	D	Analyzed	Dil Fac
Percent Moisture	5.9		0.1	0.05	0.1	%		11/28/20 11:09	1

Client Sample ID: V-S10A-221120-240 — **Lab Sample ID: 280-143110-3**
Date Collected: 11/22/20 09:00 — **Matrix: Solid**
Date Received: 11/24/20 00:00 — **Percent Solids: 97.3**

Analyte	Result	Qualifier	LOQ	LOD	DL	Unit	D	Analyzed	Dil Fac
Percent Moisture	2.7		0.1	0.05	0.1	%		11/28/20 11:09	1

Client Sample ID: P-S10A-221120-240 — **Lab Sample ID: 280-143110-4**
Date Collected: 11/22/20 09:00 — **Matrix: Solid**
Date Received: 11/24/20 00:00 — **Percent Solids: 98.3**

Analyte	Result	Qualifier	LOQ	LOD	DL	Unit	D	Analyzed	Dil Fac
Percent Moisture	1.7		0.1	0.05	0.1	%		11/28/20 11:09	1

Client Sample ID: V-S10A-221120-245 — **Lab Sample ID: 280-143110-5**
Date Collected: 11/22/20 09:20 — **Matrix: Solid**
Date Received: 11/24/20 00:00 — **Percent Solids: 70.3**

Analyte	Result	Qualifier	LOQ	LOD	DL	Unit	D	Analyzed	Dil Fac
Percent Moisture	29.7		0.1	0.05	0.1	%		11/28/20 11:09	1

Client Sample ID: P-S10A-221120-245 — **Lab Sample ID: 280-143110-6**
Date Collected: 11/22/20 09:20 — **Matrix: Solid**
Date Received: 11/24/20 00:00 — **Percent Solids: 71.2**

Analyte	Result	Qualifier	LOQ	LOD	DL	Unit	D	Analyzed	Dil Fac
Percent Moisture	28.8		0.1	0.05	0.1	%		11/28/20 11:09	1

Client Sample ID: V-S10A-221120-250 — **Lab Sample ID: 280-143110-8**
Date Collected: 11/22/20 11:05 — **Matrix: Solid**
Date Received: 11/24/20 00:00 — **Percent Solids: 71.8**

Analyte	Result	Qualifier	LOQ	LOD	DL	Unit	D	Analyzed	Dil Fac
Percent Moisture	28.2		0.1	0.05	0.1	%		11/28/20 11:09	1

Client Sample ID: P-S10A-221120-250 — **Lab Sample ID: 280-143110-9**
Date Collected: 11/22/20 11:05 — **Matrix: Solid**
Date Received: 11/24/20 00:00 — **Percent Solids: 87.0**

Analyte	Result	Qualifier	LOQ	LOD	DL	Unit	D	Analyzed	Dil Fac
Percent Moisture	13.0		0.1	0.05	0.1	%		11/28/20 11:09	1

General Chemistry

Client Sample ID: V-S10A-221120-260 — **Lab Sample ID: 280-143110-10**
Date Collected: 11/22/20 12:40 — **Matrix: Solid**
Date Received: 11/24/20 00:00 — **Percent Solids: 87.7**

Analyte	Result	Qualifier	LOQ	LOD	DL	Unit	D	Analyzed	Dil Fac
Percent Moisture	12.3		0.1	0.05	0.1	%		11/28/20 11:09	1

Client Sample ID: P-S10A-221120-260 — **Lab Sample ID: 280-143110-11**
Date Collected: 11/22/20 12:40 — **Matrix: Solid**
Date Received: 11/24/20 00:00 — **Percent Solids: 88.1**

Analyte	Result	Qualifier	LOQ	LOD	DL	Unit	D	Analyzed	Dil Fac
Percent Moisture	11.9		0.1	0.05	0.1	%		11/28/20 11:09	1

Client Sample ID: V-S10A-221120-270 — **Lab Sample ID: 280-143110-12**
Date Collected: 11/22/20 15:30 — **Matrix: Solid**
Date Received: 11/24/20 00:00 — **Percent Solids: 98.0**

Analyte	Result	Qualifier	LOQ	LOD	DL	Unit	D	Analyzed	Dil Fac
Percent Moisture	2.0		0.1	0.05	0.1	%		11/28/20 11:09	1

Client Sample ID: P-S10A-221120-270 — **Lab Sample ID: 280-143110-13**
Date Collected: 11/22/20 15:30 — **Matrix: Solid**
Date Received: 11/24/20 00:00 — **Percent Solids: 98.2**

Analyte	Result	Qualifier	LOQ	LOD	DL	Unit	D	Analyzed	Dil Fac
Percent Moisture	1.8		0.1	0.05	0.1	%		11/28/20 11:09	1

Surrogate Summary

Client: EA Engineering, Science, and Technology
Project/Site: Kirtland AFB Vadose Zone Coring

Job ID: 280-143110-1

Method: 8260B - Volatile Organic Compounds (GC/MS)

Matrix: Solid **Prep Type: Total/NA**

		Percent Surrogate Recovery (Acceptance Limits)			
		TOL	DCA	BFB	DBFM
Lab Sample ID	Client Sample ID	(85-116)	(71-136)	(79-119)	(78-119)
280-143110-1	V-S10A-211120-230	96	109	106	99
280-143110-3	V-S10A-221120-240	97	113	107	98
280-143110-5	V-S10A-221120-245	96	115	106	100
280-143110-8	V-S10A-221120-250	97	117	107	99
280-143110-8 - DL	V-S10A-221120-250	112	111	107	96
280-143110-10	V-S10A-221120-260	99	114	107	99
280-143110-10 - DL	V-S10A-221120-260	105	109	108	100
280-143110-12	V-S10A-221120-270	99	114	107	100
LCS 280-518757/1-A	Lab Control Sample	96	108	107	99
LCSD 280-518757/2-A	Lab Control Sample Dup	97	110	109	100
MB 280-518757/3-A	Method Blank	98	112	108	97

Surrogate Legend

TOL = Toluene-d8 (Surr)
DCA = 1,2-Dichloroethane-d4 (Surr)
BFB = 4-Bromofluorobenzene (Surr)
DBFM = Dibromofluoromethane (Surr)

Method: 8260B - Volatile Organic Compounds (GC/MS)

Matrix: Water **Prep Type: Total/NA**

		Percent Surrogate Recovery (Acceptance Limits)			
		TOL	DCA	BFB	DBFM
Lab Sample ID	Client Sample ID	(89-112)	(81-118)	(85-114)	(80-119)
280-143110-7	TB-S10A-231120-01	99	97	103	101
280-143110-14	TB-S10A-231120-02	99	97	103	101
LCS 280-519417/5	Lab Control Sample	99	95	103	100
LCSD 280-519417/6	Lab Control Sample Dup	100	98	103	102
MB 280-519417/11	Method Blank	100	97	104	100

Surrogate Legend

TOL = Toluene-d8 (Surr)
DCA = 1,2-Dichloroethane-d4 (Surr)
BFB = 4-Bromofluorobenzene (Surr)
DBFM = Dibromofluoromethane (Surr)

Method: 8015D GRO - Gasoline Range Organics (GRO)

Matrix: Solid **Prep Type: Total/NA**

		Percent Surrogate Recovery (Acceptance Limits)
		TFT1
Lab Sample ID	Client Sample ID	(77-123)
280-143110-2	P-S10A-211120-230	99
280-143110-4	P-S10A-221120-240	97
280-143110-6	P-S10A-221120-245	98
280-143110-9	P-S10A-221120-250	99
280-143110-11	P-S10A-221120-260	98
280-143110-13	P-S10A-221120-270	101
LCS 280-518647/1-A	Lab Control Sample	102
LCSD 280-518647/2-A	Lab Control Sample Dup	102
MB 280-518647/3-A	Method Blank	100

Surrogate Summary

Client: EA Engineering, Science, and Technology
Project/Site: Kirtland AFB Vadose Zone Coring

Job ID: 280-143110-1

Surrogate Legend

TFT = a,a,a-Trifluorotoluene (Surr)

Method: 8015D GRO - Gasoline Range Organics (GRO)

Matrix: Water **Prep Type: Total/NA**

		Percent Surrogate Recovery (Acceptance Limits)						
Lab Sample ID	**Client Sample ID**	**TFT1 (82-110)**						
280-143110-7	TB-S10A-231120-01	91						
280-143110-14	TB-S10A-231120-02	91						
LCS 280-518497/10	Lab Control Sample	99						
LCSD 280-518497/11	Lab Control Sample Dup	84						
MB 280-518497/12	Method Blank	91						

Surrogate Legend

TFT = a,a,a-Trifluorotoluene

Method: 8015D DRO - Diesel Range Organics (DRO) (GC)

Matrix: Solid **Prep Type: Total/NA**

		Percent Surrogate Recovery (Acceptance Limits)						
Lab Sample ID	**Client Sample ID**	**OTPH1 (45-130)**	**OTCN1 (25-162)**					
280-143110-2	P-S10A-211120-230	68	87					
280-143110-4	P-S10A-221120-240	72	94					
280-143110-6	P-S10A-221120-245	64	93					
280-143110-9	P-S10A-221120-250	67	87					
280-143110-11	P-S10A-221120-260	65	82					
280-143110-13	P-S10A-221120-270	72	96					
LCS 280-518755/2-A	Lab Control Sample	95	99					
LCS 280-518755/3-A	Lab Control Sample	81	119					
LCS 280-518857/2-A	Lab Control Sample	84	90					
LCS 280-518857/4-A	Lab Control Sample	77	118					
LCSD 280-518857/3-A	Lab Control Sample Dup	88	90					
LCSD 280-518857/5-A	Lab Control Sample Dup	78	104					
MB 280-518755/1-A	Method Blank	73	95					
MB 280-518857/1-A	Method Blank	69	96					

Surrogate Legend

OTPH = o-Terphenyl (Surr)

OTCN = n-Octacosane

Method: 8260B - Volatile Organic Compounds (GC/MS)

Lab Sample ID: MB 280-518757/3-A
Matrix: Solid
Analysis Batch: 518853

Client Sample ID: Method Blank
Prep Type: Total/NA
Prep Batch: 518757

Analyte	MB Result	MB Qualifier	LOQ	LOD	DL	Unit	D	Analyzed	Dil Fac
Acetone	72	U	72	72	36	ug/Kg		12/01/20 17:30	1
Benzene	0.40	U	5.0	0.40	0.15	ug/Kg		12/01/20 17:30	1
Bromobenzene	1.6	U	5.0	1.6	0.49	ug/Kg		12/01/20 17:30	1
Bromochloromethane	5.0	U	5.0	5.0	2.5	ug/Kg		12/01/20 17:30	1
Bromodichloromethane	5.0	U	5.0	5.0	2.1	ug/Kg		12/01/20 17:30	1
Bromoform	5.1	U	5.1	5.1	2.6	ug/Kg		12/01/20 17:30	1
Bromomethane	3.2	U	10	3.2	1.4	ug/Kg		12/01/20 17:30	1
2-Butanone (MEK)	13	U	20	13	3.9	ug/Kg		12/01/20 17:30	1
n-Butylbenzene	1.6	U	5.0	1.6	0.56	ug/Kg		12/01/20 17:30	1
sec-Butylbenzene	1.6	U	5.0	1.6	0.77	ug/Kg		12/01/20 17:30	1
tert-Butylbenzene	1.6	U	5.0	1.6	0.50	ug/Kg		12/01/20 17:30	1
Carbon disulfide	5.0	U	5.0	5.0	1.7	ug/Kg		12/01/20 17:30	1
Carbon tetrachloride	5.0	U	5.0	5.0	2.0	ug/Kg		12/01/20 17:30	1
Chlorobenzene	5.0	U	5.0	5.0	2.1	ug/Kg		12/01/20 17:30	1
Chloroethane	6.4	U	10	6.4	2.0	ug/Kg		12/01/20 17:30	1
Chloroform	0.80	U	10	0.80	0.29	ug/Kg		12/01/20 17:30	1
Chloromethane	1.6	U	10	1.6	0.77	ug/Kg		12/01/20 17:30	1
4-Chlorotoluene	0.80	U	5.0	0.80	0.36	ug/Kg		12/01/20 17:30	1
Dibromochloromethane	5.0	U	5.0	5.0	2.3	ug/Kg		12/01/20 17:30	1
1,2-Dibromo-3-Chloropropane	10	U	10	10	3.7	ug/Kg		12/01/20 17:30	1
Dichlorodifluoromethane	6.4	U	10	6.4	2.7	ug/Kg		12/01/20 17:30	1
Dibromomethane	0.80	U	5.0	0.80	0.32	ug/Kg		12/01/20 17:30	1
Ethylene Dibromide	1.6	U	5.0	1.6	0.52	ug/Kg		12/01/20 17:30	1
1,2-Dichlorobenzene	5.0	U	5.0	5.0	1.9	ug/Kg		12/01/20 17:30	1
1,3-Dichlorobenzene	1.6	U M	5.0	1.6	0.48	ug/Kg		12/01/20 17:30	1
1,4-Dichlorobenzene	0.80	U M	5.0	0.80	0.25	ug/Kg		12/01/20 17:30	1
1,1-Dichloroethane	0.80	U	5.0	0.80	0.21	ug/Kg		12/01/20 17:30	1
1,2-Dichloroethane	1.6	U	5.0	1.6	0.70	ug/Kg		12/01/20 17:30	1
1,1-Dichloroethene	1.6	U	5.0	1.6	0.59	ug/Kg		12/01/20 17:30	1
1,2-Dichloroethene, Total	1.6	U	5.0	1.6	0.39	ug/Kg		12/01/20 17:30	1
cis-1,2-Dichloroethene	0.80	U	5.0	0.80	0.20	ug/Kg		12/01/20 17:30	1
trans-1,2-Dichloroethene	0.80	U	5.0	0.80	0.39	ug/Kg		12/01/20 17:30	1
1,2-Dichloropropane	1.6	U M	5.0	1.6	0.55	ug/Kg		12/01/20 17:30	1
1,3-Dichloropropane	0.40	U	5.0	0.40	0.17	ug/Kg		12/01/20 17:30	1
2,2-Dichloropropane	1.6	U	5.0	1.6	0.44	ug/Kg		12/01/20 17:30	1
1,1-Dichloropropene	0.40	U	5.0	0.40	0.16	ug/Kg		12/01/20 17:30	1
cis-1,3-Dichloropropene	0.40	U	5.0	0.40	0.10	ug/Kg		12/01/20 17:30	1
trans-1,3-Dichloropropene	0.20	U	5.0	0.20	0.083	ug/Kg		12/01/20 17:30	1
Ethylbenzene	0.80	U	5.0	0.80	0.31	ug/Kg		12/01/20 17:30	1
2-Hexanone	13	U M	20	13	4.9	ug/Kg		12/01/20 17:30	1
Hexachlorobutadiene	5.0	U	5.0	5.0	2.2	ug/Kg		12/01/20 17:30	1
Isopropylbenzene	5.0	U	5.0	5.0	2.4	ug/Kg		12/01/20 17:30	1
4-Isopropyltoluene	3.2	U	5.0	3.2	1.1	ug/Kg		12/01/20 17:30	1
Methylene Chloride	3.2	U M	5.0	3.2	1.6	ug/Kg		12/01/20 17:30	1
4-Methyl-2-pentanone (MIBK)	13	U	20	13	4.4	ug/Kg		12/01/20 17:30	1
Methyl tert-butyl ether	6.4	U	20	6.4	2.1	ug/Kg		12/01/20 17:30	1
Naphthalene	6.7	U	6.7	6.7	3.3	ug/Kg		12/01/20 17:30	1
N-Propylbenzene	1.6	U	5.0	1.6	0.58	ug/Kg		12/01/20 17:30	1

Method: 8260B - Volatile Organic Compounds (GC/MS) (Continued)

Lab Sample ID: MB 280-518757/3-A
Matrix: Solid
Analysis Batch: 518853

Client Sample ID: Method Blank
Prep Type: Total/NA
Prep Batch: 518757

Analyte	MB Result	MB Qualifier	LOQ	LOD	DL	Unit	D	Analyzed	Dil Fac
Styrene	0.80	U	5.0	0.80	0.28	ug/Kg		12/01/20 17:30	1
1,1,1,2-Tetrachloroethane	5.0	U	5.0	5.0	2.2	ug/Kg		12/01/20 17:30	1
1,1,2,2-Tetrachloroethane	0.80	U	5.0	0.80	0.29	ug/Kg		12/01/20 17:30	1
Tetrachloroethene	5.0	U	5.0	5.0	1.9	ug/Kg		12/01/20 17:30	1
Toluene	0.80	U	5.0	0.80	0.23	ug/Kg		12/01/20 17:30	1
1,2,3-Trichlorobenzene	3.2	U	5.0	3.2	0.81	ug/Kg		12/01/20 17:30	1
1,1,1-Trichloroethane	5.0	U	5.0	5.0	2.0	ug/Kg		12/01/20 17:30	1
1,1,2-Trichloroethane	3.2	U	5.0	3.2	0.88	ug/Kg		12/01/20 17:30	1
Trichloroethene	5.0	U	5.0	5.0	1.9	ug/Kg		12/01/20 17:30	1
Trichlorofluoromethane	10	U	10	10	3.2	ug/Kg		12/01/20 17:30	1
1,2,4-Trichlorobenzene	1.6	U	5.0	1.6	0.73	ug/Kg		12/01/20 17:30	1
1,2,3-Trichloropropane	0.80	U	5.0	0.80	0.22	ug/Kg		12/01/20 17:30	1
1,2,4-Trimethylbenzene	5.0	U	5.0	5.0	2.3	ug/Kg		12/01/20 17:30	1
1,3,5-Trimethylbenzene	5.0	U	5.0	5.0	2.4	ug/Kg		12/01/20 17:30	1
Vinyl chloride	3.2	U	5.0	3.2	1.3	ug/Kg		12/01/20 17:30	1
o-Xylene	0.80	U	5.0	0.80	0.27	ug/Kg		12/01/20 17:30	1
m-Xylene & p-Xylene	3.2	U	3.2	3.2	1.0	ug/Kg		12/01/20 17:30	1
2-Chlorotoluene	1.6	U	5.0	1.6	0.51	ug/Kg		12/01/20 17:30	1

Surrogate	*MB %Recovery*	*MB Qualifier*	*Limits*	*Prepared*	*Analyzed*	*Dil Fac*
Toluene-d8 (Surr)	*98*		*85 - 116*	*12/01/20 15:31*	*12/01/20 17:30*	*1*
1,2-Dichloroethane-d4 (Surr)	*112*		*71 - 136*	*12/01/20 15:31*	*12/01/20 17:30*	*1*
4-Bromofluorobenzene (Surr)	*108*		*79 - 119*	*12/01/20 15:31*	*12/01/20 17:30*	*1*
Dibromofluoromethane (Surr)	*97*		*78 - 119*	*12/01/20 15:31*	*12/01/20 17:30*	*1*

Lab Sample ID: LCS 280-518757/1-A
Matrix: Solid
Analysis Batch: 518853

Client Sample ID: Lab Control Sample
Prep Type: Total/NA
Prep Batch: 518757

Analyte	Spike Added	LCS Result	LCS Qualifier	Unit	D	%Rec	%Rec. Limits
Acetone	200	208		ug/Kg		104	36 - 164
Benzene	50.0	54.3		ug/Kg		109	77 - 121
Bromobenzene	50.0	47.8		ug/Kg		96	78 - 121
Bromochloromethane	50.0	49.2		ug/Kg		98	78 - 125
Bromodichloromethane	50.0	63.4		ug/Kg		127	75 - 127
Bromoform	50.0	52.5		ug/Kg		105	67 - 132
Bromomethane	50.0	57.6		ug/Kg		115	53 - 143
2-Butanone (MEK)	200	180		ug/Kg		90	51 - 148
n-Butylbenzene	50.0	53.5		ug/Kg		107	70 - 128
sec-Butylbenzene	50.0	44.7		ug/Kg		89	73 - 126
tert-Butylbenzene	50.0	47.6		ug/Kg		95	73 - 125
Carbon disulfide	50.0	56.7		ug/Kg		113	63 - 132
Carbon tetrachloride	50.0	56.9		ug/Kg		114	70 - 135
Chlorobenzene	50.0	48.2		ug/Kg		96	79 - 120
Chloroethane	50.0	60.3		ug/Kg		121	59 - 139
Chloroform	50.0	58.4		ug/Kg		117	78 - 123
Chloromethane	50.0	43.4		ug/Kg		87	50 - 136
4-Chlorotoluene	50.0	44.7		ug/Kg		89	72 - 124

Method: 8260B - Volatile Organic Compounds (GC/MS) (Continued)

Lab Sample ID: LCS 280-518757/1-A
Matrix: Solid
Analysis Batch: 518853

Client Sample ID: Lab Control Sample
Prep Type: Total/NA
Prep Batch: 518757

Analyte	Spike Added	LCS Result	LCS Qualifier	Unit	D	%Rec	%Rec. Limits
Dibromochloromethane	50.0	47.9		ug/Kg		96	74 - 126
1,2-Dibromo-3-Chloropropane	50.0	51.2		ug/Kg		102	61 - 132
Dichlorodifluoromethane	50.0	34.5		ug/Kg		69	29 - 149
Dibromomethane	50.0	55.1		ug/Kg		110	78 - 125
Ethylene Dibromide	50.0	50.7		ug/Kg		101	78 - 122
1,2-Dichlorobenzene	50.0	44.4		ug/Kg		89	78 - 121
1,3-Dichlorobenzene	50.0	46.0		ug/Kg		92	77 - 121
1,4-Dichlorobenzene	50.0	44.3		ug/Kg		89	75 - 120
1,1-Dichloroethane	50.0	52.6		ug/Kg		105	76 - 125
1,2-Dichloroethane	50.0	58.1		ug/Kg		116	73 - 128
1,1-Dichloroethene	50.0	51.8		ug/Kg		104	70 - 131
cis-1,2-Dichloroethene	50.0	50.9		ug/Kg		102	77 - 123
trans-1,2-Dichloroethene	50.0	51.3		ug/Kg		103	74 - 125
1,2-Dichloropropane	50.0	50.8		ug/Kg		102	76 - 123
1,3-Dichloropropane	50.0	56.3		ug/Kg		113	77 - 121
2,2-Dichloropropane	50.0	58.8		ug/Kg		118	67 - 133
1,1-Dichloropropene	50.0	58.7		ug/Kg		117	76 - 125
cis-1,3-Dichloropropene	50.0	58.3		ug/Kg		117	74 - 126
trans-1,3-Dichloropropene	50.0	61.6		ug/Kg		123	71 - 130
Ethylbenzene	50.0	50.9		ug/Kg		102	76 - 122
2-Hexanone	200	194		ug/Kg		97	53 - 145
Hexachlorobutadiene	50.0	59.6		ug/Kg		119	61 - 135
Isopropylbenzene	50.0	52.4		ug/Kg		105	68 - 134
4-Isopropyltoluene	50.0	47.5		ug/Kg		95	73 - 127
Methylene Chloride	50.0	56.1		ug/Kg		112	70 - 128
4-Methyl-2-pentanone (MIBK)	200	204		ug/Kg		102	65 - 135
Methyl tert-butyl ether	50.0	77.1	Q	ug/Kg		154	73 - 125
Naphthalene	50.0	48.8		ug/Kg		98	62 - 129
N-Propylbenzene	50.0	46.7		ug/Kg		93	73 - 125
Styrene	50.0	55.0		ug/Kg		110	76 - 124
1,1,1,2-Tetrachloroethane	50.0	47.9		ug/Kg		96	78 - 125
1,1,2,2-Tetrachloroethane	50.0	51.6		ug/Kg		103	70 - 124
Tetrachloroethene	50.0	48.3		ug/Kg		97	73 - 128
Toluene	50.0	54.6		ug/Kg		109	77 - 121
1,2,3-Trichlorobenzene	50.0	51.5		ug/Kg		103	66 - 130
1,1,1-Trichloroethane	50.0	59.4		ug/Kg		119	73 - 130
1,1,2-Trichloroethane	50.0	52.7		ug/Kg		105	78 - 121
Trichloroethene	50.0	52.2		ug/Kg		104	77 - 123
Trichlorofluoromethane	50.0	57.7		ug/Kg		115	62 - 140
1,2,4-Trichlorobenzene	50.0	53.2		ug/Kg		106	67 - 129
1,2,3-Trichloropropane	50.0	50.1		ug/Kg		100	73 - 125
1,2,4-Trimethylbenzene	50.0	51.9		ug/Kg		104	75 - 123
1,3,5-Trimethylbenzene	50.0	50.6		ug/Kg		101	73 - 124
Vinyl chloride	50.0	59.7		ug/Kg		119	56 - 135
o-Xylene	50.0	49.5		ug/Kg		99	77 - 123
m-Xylene & p-Xylene	50.0	50.8		ug/Kg		102	77 - 124
2-Chlorotoluene	50.0	45.0		ug/Kg		90	75 - 122

Method: 8260B - Volatile Organic Compounds (GC/MS) (Continued)

Lab Sample ID: LCS 280-518757/1-A
Matrix: Solid
Analysis Batch: 518853

Client Sample ID: Lab Control Sample
Prep Type: Total/NA
Prep Batch: 518757

Surrogate	*LCS %Recovery*	*LCS Qualifier*	*Limits*
Toluene-d8 (Surr)	*96*		*85 - 116*
1,2-Dichloroethane-d4 (Surr)	*108*		*71 - 136*
4-Bromofluorobenzene (Surr)	*107*		*79 - 119*
Dibromofluoromethane (Surr)	*99*		*78 - 119*

Lab Sample ID: LCSD 280-518757/2-A
Matrix: Solid
Analysis Batch: 518853

Client Sample ID: Lab Control Sample Dup
Prep Type: Total/NA
Prep Batch: 518757

Analyte	Spike Added	LCSD Result	LCSD Qualifier	Unit	D	%Rec	%Rec. Limits	RPD	RPD Limit
Acetone	200	213		ug/Kg		107	36 - 164	3	20
Benzene	50.0	56.3		ug/Kg		113	77 - 121	4	20
Bromobenzene	50.0	49.7		ug/Kg		99	78 - 121	4	20
Bromochloromethane	50.0	49.7		ug/Kg		99	78 - 125	1	20
Bromodichloromethane	50.0	66.2	Q	ug/Kg		132	75 - 127	4	20
Bromoform	50.0	53.6		ug/Kg		107	67 - 132	2	20
Bromomethane	50.0	58.3		ug/Kg		117	53 - 143	1	20
2-Butanone (MEK)	200	188		ug/Kg		94	51 - 148	5	20
n-Butylbenzene	50.0	54.1		ug/Kg		108	70 - 128	1	20
sec-Butylbenzene	50.0	45.4		ug/Kg		91	73 - 126	2	20
tert-Butylbenzene	50.0	48.4		ug/Kg		97	73 - 125	2	20
Carbon disulfide	50.0	57.7		ug/Kg		115	63 - 132	2	20
Carbon tetrachloride	50.0	59.3		ug/Kg		119	70 - 135	4	20
Chlorobenzene	50.0	49.4		ug/Kg		99	79 - 120	2	20
Chloroethane	50.0	49.5		ug/Kg		99	59 - 139	20	20
Chloroform	50.0	60.8		ug/Kg		122	78 - 123	4	20
Chloromethane	50.0	44.9		ug/Kg		90	50 - 136	3	20
4-Chlorotoluene	50.0	45.5		ug/Kg		91	72 - 124	2	20
Dibromochloromethane	50.0	49.4		ug/Kg		99	74 - 126	3	20
1,2-Dibromo-3-Chloropropane	50.0	53.8		ug/Kg		108	61 - 132	5	20
Dichlorodifluoromethane	50.0	35.0		ug/Kg		70	29 - 149	1	20
Dibromomethane	50.0	57.4		ug/Kg		115	78 - 125	4	20
Ethylene Dibromide	50.0	53.0		ug/Kg		106	78 - 122	4	20
1,2-Dichlorobenzene	50.0	44.9		ug/Kg		90	78 - 121	1	20
1,3-Dichlorobenzene	50.0	46.3		ug/Kg		93	77 - 121	1	20
1,4-Dichlorobenzene	50.0	44.2		ug/Kg		88	75 - 120	0	20
1,1-Dichloroethane	50.0	53.3		ug/Kg		107	76 - 125	1	20
1,2-Dichloroethane	50.0	60.0		ug/Kg		120	73 - 128	3	20
1,1-Dichloroethene	50.0	53.9		ug/Kg		108	70 - 131	4	20
cis-1,2-Dichloroethene	50.0	52.5		ug/Kg		105	77 - 123	3	20
trans-1,2-Dichloroethene	50.0	54.0		ug/Kg		108	74 - 125	5	20
1,2-Dichloropropane	50.0	52.9		ug/Kg		106	76 - 123	4	20
1,3-Dichloropropane	50.0	58.1		ug/Kg		116	77 - 121	3	20
2,2-Dichloropropane	50.0	59.7		ug/Kg		119	67 - 133	2	20
1,1-Dichloropropene	50.0	59.9		ug/Kg		120	76 - 125	2	20
cis-1,3-Dichloropropene	50.0	60.3		ug/Kg		121	74 - 126	3	20
trans-1,3-Dichloropropene	50.0	64.3		ug/Kg		129	71 - 130	4	20
Ethylbenzene	50.0	52.5		ug/Kg		105	76 - 122	3	20

Method: 8260B - Volatile Organic Compounds (GC/MS) (Continued)

Lab Sample ID: LCSD 280-518757/2-A
Matrix: Solid
Analysis Batch: 518853

Client Sample ID: Lab Control Sample Dup
Prep Type: Total/NA
Prep Batch: 518757

Analyte	Spike Added	LCSD Result	LCSD Qualifier	Unit	D	%Rec	%Rec. Limits	RPD	RPD Limit
2-Hexanone	200	194		ug/Kg		97	53 - 145	0	20
Hexachlorobutadiene	50.0	58.7		ug/Kg		117	61 - 135	1	20
Isopropylbenzene	50.0	52.7		ug/Kg		105	68 - 134	1	20
4-Isopropyltoluene	50.0	47.6		ug/Kg		95	73 - 127	0	20
Methylene Chloride	50.0	57.0		ug/Kg		114	70 - 128	2	20
4-Methyl-2-pentanone (MIBK)	200	215		ug/Kg		108	65 - 135	6	20
Methyl tert-butyl ether	50.0	79.2	Q	ug/Kg		158	73 - 125	3	20
Naphthalene	50.0	51.2		ug/Kg		102	62 - 129	5	20
N-Propylbenzene	50.0	46.8		ug/Kg		94	73 - 125	0	20
Styrene	50.0	56.3		ug/Kg		113	76 - 124	2	20
1,1,1,2-Tetrachloroethane	50.0	50.9		ug/Kg		102	78 - 125	6	20
1,1,2,2-Tetrachloroethane	50.0	52.9		ug/Kg		106	70 - 124	2	20
Tetrachloroethene	50.0	49.6		ug/Kg		99	73 - 128	3	20
Toluene	50.0	56.1		ug/Kg		112	77 - 121	3	20
1,2,3-Trichlorobenzene	50.0	53.0		ug/Kg		106	66 - 130	3	20
1,1,1-Trichloroethane	50.0	60.3		ug/Kg		121	73 - 130	2	20
1,1,2-Trichloroethane	50.0	55.7		ug/Kg		111	78 - 121	5	20
Trichloroethene	50.0	54.4		ug/Kg		109	77 - 123	4	20
Trichlorofluoromethane	50.0	56.3		ug/Kg		113	62 - 140	2	20
1,2,4-Trichlorobenzene	50.0	53.9		ug/Kg		108	67 - 129	1	20
1,2,3-Trichloropropane	50.0	52.0		ug/Kg		104	73 - 125	4	20
1,2,4-Trimethylbenzene	50.0	53.1		ug/Kg		106	75 - 123	2	20
1,3,5-Trimethylbenzene	50.0	51.3		ug/Kg		103	73 - 124	1	20
Vinyl chloride	50.0	62.6		ug/Kg		125	56 - 135	5	20
o-Xylene	50.0	51.1		ug/Kg		102	77 - 123	3	20
m-Xylene & p-Xylene	50.0	51.9		ug/Kg		104	77 - 124	2	20
2-Chlorotoluene	50.0	45.4		ug/Kg		91	75 - 122	1	20

Surrogate	*LCSD %Recovery*	*LCSD Qualifier*	*Limits*
Toluene-d8 (Surr)	*97*		*85 - 116*
1,2-Dichloroethane-d4 (Surr)	*110*		*71 - 136*
4-Bromofluorobenzene (Surr)	*109*		*79 - 119*
Dibromofluoromethane (Surr)	*100*		*78 - 119*

Lab Sample ID: MB 280-519417/11
Matrix: Water
Analysis Batch: 519417

Client Sample ID: Method Blank
Prep Type: Total/NA

Analyte	MB Result	MB Qualifier	LOQ	LOD	DL	Unit	D	Analyzed	Dil Fac
Acetone	6.4	U	10	6.4	1.9	ug/L		12/07/20 10:44	1
Benzene	0.40	U	1.0	0.40	0.16	ug/L		12/07/20 10:44	1
Bromobenzene	0.40	U	1.0	0.40	0.17	ug/L		12/07/20 10:44	1
Bromochloromethane	0.20	U	1.0	0.20	0.10	ug/L		12/07/20 10:44	1
Bromodichloromethane	0.40	U	1.0	0.40	0.17	ug/L		12/07/20 10:44	1
Bromoform	1.0	U	1.0	1.0	0.46	ug/L		12/07/20 10:44	1
Bromomethane	0.80	U M	2.0	0.80	0.21	ug/L		12/07/20 10:44	1
2-Butanone (MEK)	4.0	U	6.0	4.0	2.0	ug/L		12/07/20 10:44	1
n-Butylbenzene	0.80	U	1.0	0.80	0.14	ug/L		12/07/20 10:44	1

Method: 8260B - Volatile Organic Compounds (GC/MS) (Continued)

Lab Sample ID: MB 280-519417/11
Matrix: Water
Analysis Batch: 519417

Client Sample ID: Method Blank
Prep Type: Total/NA

Analyte	MB Result	MB Qualifier	LOQ	LOD	DL	Unit	D	Analyzed	Dil Fac
sec-Butylbenzene	0.40	U	1.0	0.40	0.17	ug/L		12/07/20 10:44	1
tert-Butylbenzene	0.40	U	1.0	0.40	0.16	ug/L		12/07/20 10:44	1
Carbon disulfide	0.80	U	2.0	0.80	0.17	ug/L		12/07/20 10:44	1
Carbon tetrachloride	0.40	U	2.0	0.40	0.19	ug/L		12/07/20 10:44	1
Chlorobenzene	0.40	U	1.0	0.40	0.17	ug/L		12/07/20 10:44	1
Chloroethane	1.6	U	2.0	1.6	0.41	ug/L		12/07/20 10:44	1
Chloroform	0.40	U	1.0	0.40	0.16	ug/L		12/07/20 10:44	1
Chloromethane	0.80	U	2.0	0.80	0.30	ug/L		12/07/20 10:44	1
4-Chlorotoluene	0.80	U	1.0	0.80	0.21	ug/L		12/07/20 10:44	1
Dibromochloromethane	0.40	U	1.0	0.40	0.17	ug/L		12/07/20 10:44	1
1,2-Dibromo-3-Chloropropane	1.6	U	5.0	1.6	0.47	ug/L		12/07/20 10:44	1
Dichlorodifluoromethane	0.80	U	2.0	0.80	0.31	ug/L		12/07/20 10:44	1
Dibromomethane	0.40	U	1.0	0.40	0.17	ug/L		12/07/20 10:44	1
Ethylene Dibromide	0.40	U	1.0	0.40	0.18	ug/L		12/07/20 10:44	1
1,2-Dichlorobenzene	0.40	U	1.0	0.40	0.15	ug/L		12/07/20 10:44	1
1,3-Dichlorobenzene	0.40	U	1.0	0.40	0.13	ug/L		12/07/20 10:44	1
1,4-Dichlorobenzene	0.40	U	1.0	0.40	0.16	ug/L		12/07/20 10:44	1
1,1-Dichloroethane	0.80	U	1.0	0.80	0.22	ug/L		12/07/20 10:44	1
1,2-Dichloroethane	0.40	U	1.0	0.40	0.13	ug/L		12/07/20 10:44	1
1,1-Dichloroethene	0.80	U	1.0	0.80	0.23	ug/L		12/07/20 10:44	1
1,2-Dichloroethene, Total	0.40	U	1.0	0.40	0.15	ug/L		12/07/20 10:44	1
cis-1,2-Dichloroethene	0.40	U	1.0	0.40	0.15	ug/L		12/07/20 10:44	1
trans-1,2-Dichloroethene	0.40	U	1.0	0.40	0.15	ug/L		12/07/20 10:44	1
1,2-Dichloropropane	0.40	U M	1.0	0.40	0.18	ug/L		12/07/20 10:44	1
1,3-Dichloropropane	0.20	U	1.0	0.20	0.090	ug/L		12/07/20 10:44	1
2,2-Dichloropropane	0.80	U	1.0	0.80	0.38	ug/L		12/07/20 10:44	1
1,1-Dichloropropene	0.40	U	1.0	0.40	0.19	ug/L		12/07/20 10:44	1
cis-1,3-Dichloropropene	0.40	U	1.0	0.40	0.16	ug/L		12/07/20 10:44	1
trans-1,3-Dichloropropene	0.40	U	1.0	0.40	0.19	ug/L		12/07/20 10:44	1
Ethylbenzene	0.40	U	1.0	0.40	0.16	ug/L		12/07/20 10:44	1
2-Hexanone	4.0	U	5.0	4.0	1.7	ug/L		12/07/20 10:44	1
Hexachlorobutadiene	0.80	U	1.0	0.80	0.36	ug/L		12/07/20 10:44	1
Isopropylbenzene	0.40	U	1.0	0.40	0.19	ug/L		12/07/20 10:44	1
4-Isopropyltoluene	0.40	U	1.0	0.40	0.20	ug/L		12/07/20 10:44	1
Methylene Chloride	2.0	U	5.0	2.0	0.94	ug/L		12/07/20 10:44	1
4-Methyl-2-pentanone (MIBK)	3.2	U	5.0	3.2	0.98	ug/L		12/07/20 10:44	1
Methyl tert-butyl ether	0.80	U	5.0	0.80	0.25	ug/L		12/07/20 10:44	1
Naphthalene	0.80	U	1.0	0.80	0.22	ug/L		12/07/20 10:44	1
N-Propylbenzene	0.40	U	1.0	0.40	0.16	ug/L		12/07/20 10:44	1
Styrene	0.80	U	1.0	0.80	0.36	ug/L		12/07/20 10:44	1
1,1,1,2-Tetrachloroethane	0.80	U	1.0	0.80	0.21	ug/L		12/07/20 10:44	1
1,1,2,2-Tetrachloroethane	0.80	U	1.0	0.80	0.21	ug/L		12/07/20 10:44	1
Tetrachloroethene	0.40	U	1.0	0.40	0.20	ug/L		12/07/20 10:44	1
Toluene	0.40	U	1.0	0.40	0.17	ug/L		12/07/20 10:44	1
1,2,3-Trichlorobenzene	0.80	U	1.0	0.80	0.21	ug/L		12/07/20 10:44	1
1,1,1-Trichloroethane	0.40	U	1.0	0.40	0.16	ug/L		12/07/20 10:44	1
1,1,2-Trichloroethane	0.80	U	1.0	0.80	0.27	ug/L		12/07/20 10:44	1
Trichloroethene	0.40	U	1.0	0.40	0.16	ug/L		12/07/20 10:44	1
Trichlorofluoromethane	0.80	U	2.0	0.80	0.29	ug/L		12/07/20 10:44	1

Method: 8260B - Volatile Organic Compounds (GC/MS) (Continued)

Lab Sample ID: MB 280-519417/11
Matrix: Water
Analysis Batch: 519417

Client Sample ID: Method Blank
Prep Type: Total/NA

Analyte	MB Result	MB Qualifier	LOQ	LOD	DL	Unit	D	Analyzed	Dil Fac
1,2,4-Trichlorobenzene	0.80	U	1.0	0.80	0.21	ug/L		12/07/20 10:44	1
1,2,3-Trichloropropane	0.80	U	3.0	0.80	0.33	ug/L		12/07/20 10:44	1
1,2,4-Trimethylbenzene	0.40	U	1.0	0.40	0.15	ug/L		12/07/20 10:44	1
1,3,5-Trimethylbenzene	0.40	U	1.0	0.40	0.16	ug/L		12/07/20 10:44	1
Vinyl chloride	0.20	U	1.5	0.20	0.10	ug/L		12/07/20 10:44	1
o-Xylene	0.40	U	1.0	0.40	0.19	ug/L		12/07/20 10:44	1
m-Xylene & p-Xylene	0.80	U	2.0	0.80	0.15	ug/L		12/07/20 10:44	1
2-Chlorotoluene	0.40	U	1.0	0.40	0.17	ug/L		12/07/20 10:44	1

Surrogate	*MB %Recovery*	*MB Qualifier*	*Limits*	*Prepared*	*Analyzed*	*Dil Fac*
Toluene-d8 (Surr)	*100*		*89 - 112*		*12/07/20 10:44*	*1*
1,2-Dichloroethane-d4 (Surr)	*97*		*81 - 118*		*12/07/20 10:44*	*1*
4-Bromofluorobenzene (Surr)	*104*		*85 - 114*		*12/07/20 10:44*	*1*
Dibromofluoromethane (Surr)	*100*		*80 - 119*		*12/07/20 10:44*	*1*

Lab Sample ID: LCS 280-519417/5
Matrix: Water
Analysis Batch: 519417

Client Sample ID: Lab Control Sample
Prep Type: Total/NA

Analyte	Spike Added	LCS Result	LCS Qualifier	Unit	D	%Rec	%Rec. Limits
Acetone	100	107		ug/L		107	39 - 160
Benzene	25.0	23.6		ug/L		94	79 - 120
Bromobenzene	25.0	23.4		ug/L		93	80 - 120
Bromochloromethane	25.0	24.0		ug/L		96	78 - 123
Bromodichloromethane	25.0	25.5		ug/L		102	79 - 125
Bromoform	25.0	23.8		ug/L		95	66 - 130
Bromomethane	25.0	23.8		ug/L		95	53 - 141
2-Butanone (MEK)	100	103		ug/L		103	56 - 143
n-Butylbenzene	25.0	23.4		ug/L		94	75 - 128
sec-Butylbenzene	25.0	23.1		ug/L		92	77 - 126
tert-Butylbenzene	25.0	23.0		ug/L		92	78 - 124
Carbon disulfide	25.0	21.7		ug/L		87	64 - 133
Carbon tetrachloride	25.0	23.8		ug/L		95	72 - 136
Chlorobenzene	25.0	22.5		ug/L		90	82 - 118
Chloroethane	25.0	25.5		ug/L		102	60 - 138
Chloroform	25.0	24.1		ug/L		96	79 - 124
Chloromethane	25.0	18.8		ug/L		75	50 - 139
4-Chlorotoluene	25.0	23.1		ug/L		92	78 - 122
Dibromochloromethane	25.0	26.8		ug/L		107	74 - 126
1,2-Dibromo-3-Chloropropane	25.0	23.7		ug/L		95	62 - 128
Dichlorodifluoromethane	25.0	12.2		ug/L		49	32 - 152
Dibromomethane	25.0	24.4		ug/L		97	79 - 123
Ethylene Dibromide	25.0	23.9		ug/L		96	77 - 121
1,2-Dichlorobenzene	25.0	22.7		ug/L		91	80 - 119
1,3-Dichlorobenzene	25.0	22.7		ug/L		91	80 - 119
1,4-Dichlorobenzene	25.0	22.7		ug/L		91	79 - 118
1,1-Dichloroethane	25.0	23.7		ug/L		95	77 - 125
1,2-Dichloroethane	25.0	22.2		ug/L		89	73 - 128

Method: 8260B - Volatile Organic Compounds (GC/MS) (Continued)

Lab Sample ID: LCS 280-519417/5
Matrix: Water
Analysis Batch: 519417

Client Sample ID: Lab Control Sample
Prep Type: Total/NA

Analyte	Spike Added	LCS Result	LCS Qualifier	Unit	D	%Rec	%Rec. Limits
1,1-Dichloroethene	25.0	25.0		ug/L		100	71 - 131
cis-1,2-Dichloroethene	25.0	24.0		ug/L		96	78 - 123
trans-1,2-Dichloroethene	25.0	23.9		ug/L		96	75 - 124
1,2-Dichloropropane	25.0	22.3		ug/L		89	78 - 122
1,3-Dichloropropane	25.0	23.7		ug/L		95	80 - 119
2,2-Dichloropropane	25.0	22.0		ug/L		88	60 - 139
1,1-Dichloropropene	25.0	22.7		ug/L		91	79 - 125
cis-1,3-Dichloropropene	25.0	23.6		ug/L		95	75 - 124
trans-1,3-Dichloropropene	25.0	22.6		ug/L		91	73 - 127
Ethylbenzene	25.0	22.6		ug/L		91	79 - 121
2-Hexanone	100	106		ug/L		106	57 - 139
Hexachlorobutadiene	25.0	24.0		ug/L		96	66 - 134
Isopropylbenzene	25.0	23.7		ug/L		95	72 - 131
4-Isopropyltoluene	25.0	23.7		ug/L		95	77 - 127
Methylene Chloride	25.0	22.4		ug/L		89	74 - 124
4-Methyl-2-pentanone (MIBK)	100	107		ug/L		107	67 - 130
Methyl tert-butyl ether	25.0	24.1		ug/L		96	71 - 124
Naphthalene	25.0	23.9		ug/L		96	61 - 128
N-Propylbenzene	25.0	23.9		ug/L		96	76 - 126
Styrene	25.0	23.0		ug/L		92	78 - 123
1,1,1,2-Tetrachloroethane	25.0	24.3		ug/L		97	78 - 124
1,1,2,2-Tetrachloroethane	25.0	25.5		ug/L		102	71 - 121
Tetrachloroethene	25.0	22.5		ug/L		90	74 - 129
Toluene	25.0	23.3		ug/L		93	80 - 121
1,2,3-Trichlorobenzene	25.0	22.9		ug/L		91	69 - 129
1,1,1-Trichloroethane	25.0	24.1		ug/L		96	74 - 131
1,1,2-Trichloroethane	25.0	25.3		ug/L		101	80 - 119
Trichloroethene	25.0	22.6		ug/L		91	79 - 123
Trichlorofluoromethane	25.0	27.4		ug/L		110	65 - 141
1,2,4-Trichlorobenzene	25.0	23.3		ug/L		93	69 - 130
1,2,3-Trichloropropane	25.0	25.1		ug/L		100	73 - 122
1,2,4-Trimethylbenzene	25.0	24.1		ug/L		96	76 - 124
1,3,5-Trimethylbenzene	25.0	23.6		ug/L		94	75 - 124
Vinyl chloride	25.0	22.7		ug/L		91	58 - 137
o-Xylene	25.0	22.4		ug/L		89	78 - 122
m-Xylene & p-Xylene	25.0	22.3		ug/L		89	80 - 121
2-Chlorotoluene	25.0	23.0		ug/L		92	79 - 122

Surrogate	*LCS %Recovery*	*LCS Qualifier*	*Limits*
Toluene-d8 (Surr)	*99*		*89 - 112*
1,2-Dichloroethane-d4 (Surr)	*95*		*81 - 118*
4-Bromofluorobenzene (Surr)	*103*		*85 - 114*
Dibromofluoromethane (Surr)	*100*		*80 - 119*

Method: 8260B - Volatile Organic Compounds (GC/MS) (Continued)

Lab Sample ID: LCSD 280-519417/6
Matrix: Water
Analysis Batch: 519417

Client Sample ID: Lab Control Sample Dup
Prep Type: Total/NA

Analyte	Spike Added	LCSD Result	LCSD Qualifier	Unit	D	%Rec	%Rec. Limits	RPD	RPD Limit
Acetone	100	103		ug/L		103	39 - 160	5	20
Benzene	25.0	25.0		ug/L		100	79 - 120	6	20
Bromobenzene	25.0	24.2		ug/L		97	80 - 120	3	20
Bromochloromethane	25.0	25.8		ug/L		103	78 - 123	7	20
Bromodichloromethane	25.0	27.3		ug/L		109	79 - 125	7	20
Bromoform	25.0	24.9		ug/L		100	66 - 130	5	20
Bromomethane	25.0	25.5		ug/L		102	53 - 141	7	20
2-Butanone (MEK)	100	92.2		ug/L		92	56 - 143	11	20
n-Butylbenzene	25.0	24.1		ug/L		96	75 - 128	3	20
sec-Butylbenzene	25.0	23.7		ug/L		95	77 - 126	3	20
tert-Butylbenzene	25.0	23.9		ug/L		96	78 - 124	4	20
Carbon disulfide	25.0	23.2		ug/L		93	64 - 133	7	20
Carbon tetrachloride	25.0	25.8		ug/L		103	72 - 136	8	20
Chlorobenzene	25.0	24.0		ug/L		96	82 - 118	7	20
Chloroethane	25.0	24.4		ug/L		98	60 - 138	4	20
Chloroform	25.0	25.1		ug/L		100	79 - 124	4	20
Chloromethane	25.0	18.5		ug/L		74	50 - 139	2	20
4-Chlorotoluene	25.0	23.8		ug/L		95	78 - 122	3	20
Dibromochloromethane	25.0	27.7		ug/L		111	74 - 126	3	20
1,2-Dibromo-3-Chloropropane	25.0	22.4		ug/L		90	62 - 128	6	20
Dichlorodifluoromethane	25.0	11.8		ug/L		47	32 - 152	3	20
Dibromomethane	25.0	25.7		ug/L		103	79 - 123	5	20
Ethylene Dibromide	25.0	25.0		ug/L		100	77 - 121	4	20
1,2-Dichlorobenzene	25.0	23.5		ug/L		94	80 - 119	3	20
1,3-Dichlorobenzene	25.0	23.6		ug/L		94	80 - 119	4	20
1,4-Dichlorobenzene	25.0	23.3		ug/L		93	79 - 118	3	20
1,1-Dichloroethane	25.0	25.1		ug/L		100	77 - 125	6	20
1,2-Dichloroethane	25.0	23.6		ug/L		95	73 - 128	6	20
1,1-Dichloroethene	25.0	27.4		ug/L		110	71 - 131	9	20
cis-1,2-Dichloroethene	25.0	25.7		ug/L		103	78 - 123	6	20
trans-1,2-Dichloroethene	25.0	25.0		ug/L		100	75 - 124	5	20
1,2-Dichloropropane	25.0	24.0		ug/L		96	78 - 122	7	20
1,3-Dichloropropane	25.0	24.8		ug/L		99	80 - 119	4	20
2,2-Dichloropropane	25.0	22.1		ug/L		88	60 - 139	1	20
1,1-Dichloropropene	25.0	24.5		ug/L		98	79 - 125	8	20
cis-1,3-Dichloropropene	25.0	25.0		ug/L		100	75 - 124	6	20
trans-1,3-Dichloropropene	25.0	23.5		ug/L		94	73 - 127	4	20
Ethylbenzene	25.0	23.8		ug/L		95	79 - 121	5	20
2-Hexanone	100	104		ug/L		104	57 - 139	3	20
Hexachlorobutadiene	25.0	24.1		ug/L		96	66 - 134	1	20
Isopropylbenzene	25.0	24.5		ug/L		98	72 - 131	3	20
4-Isopropyltoluene	25.0	24.1		ug/L		96	77 - 127	2	20
Methylene Chloride	25.0	24.1		ug/L		96	74 - 124	8	20
4-Methyl-2-pentanone (MIBK)	100	106		ug/L		106	67 - 130	1	20
Methyl tert-butyl ether	25.0	24.6		ug/L		98	71 - 124	2	20
Naphthalene	25.0	23.9		ug/L		96	61 - 128	0	20
N-Propylbenzene	25.0	24.2		ug/L		97	76 - 126	2	20
Styrene	25.0	24.5		ug/L		98	78 - 123	6	20

Method: 8260B - Volatile Organic Compounds (GC/MS) (Continued)

Lab Sample ID: LCSD 280-519417/6
Matrix: Water
Analysis Batch: 519417

Client Sample ID: Lab Control Sample Dup
Prep Type: Total/NA

Analyte			Spike Added	LCSD Result	LCSD Qualifier	Unit	D	%Rec	%Rec. Limits	RPD	RPD Limit
1,1,1,2-Tetrachloroethane			25.0	26.2		ug/L		105	78 - 124	7	20
1,1,2,2-Tetrachloroethane			25.0	25.2		ug/L		101	71 - 121	1	20
Tetrachloroethene			25.0	24.1		ug/L		96	74 - 129	7	20
Toluene			25.0	24.7		ug/L		99	80 - 121	6	20
1,2,3-Trichlorobenzene			25.0	23.4		ug/L		94	69 - 129	3	20
1,1,1-Trichloroethane			25.0	25.2		ug/L		101	74 - 131	4	20
1,1,2-Trichloroethane			25.0	26.4		ug/L		106	80 - 119	4	20
Trichloroethene			25.0	23.6		ug/L		94	79 - 123	4	20
Trichlorofluoromethane			25.0	26.4		ug/L		106	65 - 141	4	20
1,2,4-Trichlorobenzene			25.0	23.7		ug/L		95	69 - 130	2	20
1,2,3-Trichloropropane			25.0	24.7		ug/L		99	73 - 122	1	20
1,2,4-Trimethylbenzene			25.0	24.5		ug/L		98	76 - 124	2	20
1,3,5-Trimethylbenzene			25.0	24.2		ug/L		97	75 - 124	3	20
Vinyl chloride			25.0	21.9		ug/L		88	58 - 137	4	20
o-Xylene			25.0	24.0		ug/L		96	78 - 122	7	20
m-Xylene & p-Xylene			25.0	23.9		ug/L		96	80 - 121	7	20
2-Chlorotoluene			25.0	24.2		ug/L		97	79 - 122	5	20

Surrogate	*LCSD %Recovery*	*LCSD Qualifier*	*Limits*
Toluene-d8 (Surr)	*100*		*89 - 112*
1,2-Dichloroethane-d4 (Surr)	*98*		*81 - 118*
4-Bromofluorobenzene (Surr)	*103*		*85 - 114*
Dibromofluoromethane (Surr)	*102*		*80 - 119*

Method: 8015D GRO - Gasoline Range Organics (GRO)

Lab Sample ID: MB 280-518497/12
Matrix: Water
Analysis Batch: 518497

Client Sample ID: Method Blank
Prep Type: Total/NA

Analyte	MB Result	MB Qualifier	LOQ	LOD	DL	Unit	D	Analyzed	Dil Fac
Gasoline Range Organics (GRO)-C6-C10	25	U	25	25	10	ug/L		11/29/20 19:00	1

Surrogate	*MB %Recovery*	*MB Qualifier*	*Limits*	*Prepared*	*Analyzed*	*Dil Fac*
a,a,a-Trifluorotoluene	*91*		*82 - 110*		*11/29/20 19:00*	*1*

Lab Sample ID: LCS 280-518497/10
Matrix: Water
Analysis Batch: 518497

Client Sample ID: Lab Control Sample
Prep Type: Total/NA

Analyte			Spike Added	LCS Result	LCS Qualifier	Unit	D	%Rec	%Rec. Limits		
Gasoline Range Organics (GRO)-C6-C10			76.9	66.7		ug/L		87	78 - 122		

Surrogate	*LCS %Recovery*	*LCS Qualifier*	*Limits*
a,a,a-Trifluorotoluene	*99*		*82 - 110*

Method: 8015D GRO - Gasoline Range Organics (GRO) (Continued)

Lab Sample ID: LCSD 280-518497/11
Matrix: Water
Analysis Batch: 518497

Client Sample ID: Lab Control Sample Dup
Prep Type: Total/NA

Analyte			Spike Added	LCSD Result	LCSD Qualifier	Unit	D	%Rec	%Rec. Limits	RPD	RPD Limit
Gasoline Range Organics (GRO)-C6-C10			76.9	62.3		ug/L		81	78 - 122	7	30

Surrogate	*LCSD %Recovery*	*LCSD Qualifier*	*Limits*
a,a,a-Trifluorotoluene	*84*		*82 - 110*

Lab Sample ID: MB 280-518647/3-A
Matrix: Solid
Analysis Batch: 518648

Client Sample ID: Method Blank
Prep Type: Total/NA
Prep Batch: 518647

Analyte	MB Result	MB Qualifier	LOQ	LOD	DL	Unit	D	Analyzed	Dil Fac
Gasoline Range Organics (GRO)-C6-C10	2.0	U	2.0	2.0	0.76	mg/Kg		12/01/20 15:46	1

Surrogate	*MB %Recovery*	*MB Qualifier*	*Limits*	*Prepared*	*Analyzed*	*Dil Fac*
a,a,a-Trifluorotoluene (Surr)	*100*		*77 - 123*	*11/30/20 23:40*	*12/01/20 15:46*	*1*

Lab Sample ID: LCS 280-518647/1-A
Matrix: Solid
Analysis Batch: 518648

Client Sample ID: Lab Control Sample
Prep Type: Total/NA
Prep Batch: 518647

Analyte			Spike Added	LCS Result	LCS Qualifier	Unit	D	%Rec	%Rec. Limits		
Gasoline Range Organics (GRO)-C6-C10			8.54	7.89		mg/Kg		92	79 - 122		

Surrogate	*LCS %Recovery*	*LCS Qualifier*	*Limits*
a,a,a-Trifluorotoluene (Surr)	*102*		*77 - 123*

Lab Sample ID: LCSD 280-518647/2-A
Matrix: Solid
Analysis Batch: 518648

Client Sample ID: Lab Control Sample Dup
Prep Type: Total/NA
Prep Batch: 518647

Analyte			Spike Added	LCSD Result	LCSD Qualifier	Unit	D	%Rec	%Rec. Limits	RPD	RPD Limit
Gasoline Range Organics (GRO)-C6-C10			8.54	7.67		mg/Kg		90	79 - 122	3	30

Surrogate	*LCSD %Recovery*	*LCSD Qualifier*	*Limits*
a,a,a-Trifluorotoluene (Surr)	*102*		*77 - 123*

Method: 8015D DRO - Diesel Range Organics (DRO) (GC)

Lab Sample ID: MB 280-518755/1-A
Matrix: Solid
Analysis Batch: 520041

Client Sample ID: Method Blank
Prep Type: Total/NA
Prep Batch: 518755

Analyte	MB Result	MB Qualifier	LOQ	LOD	DL	Unit	D	Analyzed	Dil Fac
Diesel Range Organics [C10-C28]	8.0	U	8.0	8.0	3.6	mg/Kg		12/11/20 08:42	1
Motor Oil (C20-C38)	23	U	24	23	7.8	mg/Kg		12/11/20 08:42	1

Method: 8015D DRO - Diesel Range Organics (DRO) (GC) (Continued)

Lab Sample ID: MB 280-518755/1-A — **Client Sample ID: Method Blank**
Matrix: Solid — **Prep Type: Total/NA**
Analysis Batch: 520041 — **Prep Batch: 518755**

Surrogate	MB %Recovery	MB Qualifier	Limits	Prepared	Analyzed	Dil Fac
o-Terphenyl (Surr)	73		45 - 130	12/01/20 17:52	12/11/20 08:42	1
n-Octacosane	95		25 - 162	12/01/20 17:52	12/11/20 08:42	1

Lab Sample ID: LCS 280-518755/2-A — **Client Sample ID: Lab Control Sample**
Matrix: Solid — **Prep Type: Total/NA**
Analysis Batch: 520041 — **Prep Batch: 518755**

Analyte	Spike Added	LCS Result	LCS Qualifier	Unit	D	%Rec	%Rec. Limits
Diesel Range Organics [C10-C28]	132	116		mg/Kg		88	38 - 132

Surrogate	LCS %Recovery	LCS Qualifier	Limits
o-Terphenyl (Surr)	95		45 - 130
n-Octacosane	99		25 - 162

Lab Sample ID: LCS 280-518755/3-A — **Client Sample ID: Lab Control Sample**
Matrix: Solid — **Prep Type: Total/NA**
Analysis Batch: 520041 — **Prep Batch: 518755**

Analyte	Spike Added	LCS Result	LCS Qualifier	Unit	D	%Rec	%Rec. Limits
Motor Oil (C20-C38)	334	310		mg/Kg		93	39 - 106

Surrogate	LCS %Recovery	LCS Qualifier	Limits
o-Terphenyl (Surr)	81		45 - 130
n-Octacosane	119		25 - 162

Lab Sample ID: MB 280-518857/1-A — **Client Sample ID: Method Blank**
Matrix: Solid — **Prep Type: Total/NA**
Analysis Batch: 520041 — **Prep Batch: 518857**

Analyte	MB Result	MB Qualifier	LOQ	LOD	DL	Unit	D	Analyzed	Dil Fac
Diesel Range Organics [C10-C28]	8.0	U	8.0	8.0	3.6	mg/Kg		12/11/20 02:37	1
Motor Oil (C20-C38)	23	U	24	23	7.8	mg/Kg		12/11/20 02:37	1

Surrogate	MB %Recovery	MB Qualifier	Limits	Prepared	Analyzed	Dil Fac
o-Terphenyl (Surr)	69		45 - 130	12/02/20 13:13	12/11/20 02:37	1
n-Octacosane	96		25 - 162	12/02/20 13:13	12/11/20 02:37	1

Lab Sample ID: LCS 280-518857/2-A — **Client Sample ID: Lab Control Sample**
Matrix: Solid — **Prep Type: Total/NA**
Analysis Batch: 520041 — **Prep Batch: 518857**

Analyte	Spike Added	LCS Result	LCS Qualifier	Unit	D	%Rec	%Rec. Limits
Diesel Range Organics [C10-C28]	132	103		mg/Kg		78	38 - 132

Surrogate	LCS %Recovery	LCS Qualifier	Limits
o-Terphenyl (Surr)	84		45 - 130

Method: 8015D DRO - Diesel Range Organics (DRO) (GC) (Continued)

Lab Sample ID: LCS 280-518857/2-A
Matrix: Solid
Analysis Batch: 520041

Client Sample ID: Lab Control Sample
Prep Type: Total/NA
Prep Batch: 518857

Surrogate	*LCS %Recovery*	*LCS Qualifier*	*Limits*
n-Octacosane	*90*		*25 - 162*

Lab Sample ID: LCS 280-518857/4-A
Matrix: Solid
Analysis Batch: 520041

Client Sample ID: Lab Control Sample
Prep Type: Total/NA
Prep Batch: 518857

Analyte			Spike Added	LCS Result	LCS Qualifier	Unit	D	%Rec	%Rec. Limits		
Motor Oil (C20-C38)			334	291		mg/Kg		87	39 - 106		

Surrogate	*LCS %Recovery*	*LCS Qualifier*	*Limits*
o-Terphenyl (Surr)	*77*		*45 - 130*
n-Octacosane	*118*		*25 - 162*

Lab Sample ID: LCSD 280-518857/3-A
Matrix: Solid
Analysis Batch: 520041

Client Sample ID: Lab Control Sample Dup
Prep Type: Total/NA
Prep Batch: 518857

Analyte			Spike Added	LCSD Result	LCSD Qualifier	Unit	D	%Rec	%Rec. Limits	RPD	RPD Limit
Diesel Range Organics [C10-C28]			132	106		mg/Kg		80	38 - 132	3	30

Surrogate	*LCSD %Recovery*	*LCSD Qualifier*	*Limits*
o-Terphenyl (Surr)	*88*		*45 - 130*
n-Octacosane	*90*		*25 - 162*

Lab Sample ID: LCSD 280-518857/5-A
Matrix: Solid
Analysis Batch: 520041

Client Sample ID: Lab Control Sample Dup
Prep Type: Total/NA
Prep Batch: 518857

Analyte			Spike Added	LCSD Result	LCSD Qualifier	Unit	D	%Rec	%Rec. Limits	RPD	RPD Limit
Motor Oil (C20-C38)			334	289		mg/Kg		86	39 - 106	1	30

Surrogate	*LCSD %Recovery*	*LCSD Qualifier*	*Limits*
o-Terphenyl (Surr)	*78*		*45 - 130*
n-Octacosane	*104*		*25 - 162*

QC Association Summary

Client: EA Engineering, Science, and Technology
Project/Site: Kirtland AFB Vadose Zone Coring

Job ID: 280-143110-1

GC/MS VOA

Prep Batch: 518757

Lab Sample ID	Client Sample ID	Prep Type	Matrix	Method	Prep Batch
280-143110-1	V-S10A-211120-230	Total/NA	Solid	5035	
280-143110-3	V-S10A-221120-240	Total/NA	Solid	5035	
280-143110-5	V-S10A-221120-245	Total/NA	Solid	5035	
280-143110-8 - DL	V-S10A-221120-250	Total/NA	Solid	5035	
280-143110-8	V-S10A-221120-250	Total/NA	Solid	5035	
280-143110-10 - DL	V-S10A-221120-260	Total/NA	Solid	5035	
280-143110-10	V-S10A-221120-260	Total/NA	Solid	5035	
280-143110-12	V-S10A-221120-270	Total/NA	Solid	5035	
MB 280-518757/3-A	Method Blank	Total/NA	Solid	5035	
LCS 280-518757/1-A	Lab Control Sample	Total/NA	Solid	5035	
LCSD 280-518757/2-A	Lab Control Sample Dup	Total/NA	Solid	5035	

Analysis Batch: 518853

Lab Sample ID	Client Sample ID	Prep Type	Matrix	Method	Prep Batch
280-143110-1	V-S10A-211120-230	Total/NA	Solid	8260B	518757
280-143110-3	V-S10A-221120-240	Total/NA	Solid	8260B	518757
280-143110-5	V-S10A-221120-245	Total/NA	Solid	8260B	518757
280-143110-8	V-S10A-221120-250	Total/NA	Solid	8260B	518757
280-143110-10	V-S10A-221120-260	Total/NA	Solid	8260B	518757
280-143110-12	V-S10A-221120-270	Total/NA	Solid	8260B	518757
MB 280-518757/3-A	Method Blank	Total/NA	Solid	8260B	518757
LCS 280-518757/1-A	Lab Control Sample	Total/NA	Solid	8260B	518757
LCSD 280-518757/2-A	Lab Control Sample Dup	Total/NA	Solid	8260B	518757

Analysis Batch: 519086

Lab Sample ID	Client Sample ID	Prep Type	Matrix	Method	Prep Batch
280-143110-8 - DL	V-S10A-221120-250	Total/NA	Solid	8260B	518757
280-143110-10 - DL	V-S10A-221120-260	Total/NA	Solid	8260B	518757

Analysis Batch: 519417

Lab Sample ID	Client Sample ID	Prep Type	Matrix	Method	Prep Batch
280-143110-7	TB-S10A-231120-01	Total/NA	Water	8260B	
280-143110-14	TB-S10A-231120-02	Total/NA	Water	8260B	
MB 280-519417/11	Method Blank	Total/NA	Water	8260B	
LCS 280-519417/5	Lab Control Sample	Total/NA	Water	8260B	
LCSD 280-519417/6	Lab Control Sample Dup	Total/NA	Water	8260B	

GC VOA

Analysis Batch: 518497

Lab Sample ID	Client Sample ID	Prep Type	Matrix	Method	Prep Batch
280-143110-7	TB-S10A-231120-01	Total/NA	Water	8015D GRO	
280-143110-14	TB-S10A-231120-02	Total/NA	Water	8015D GRO	
MB 280-518497/12	Method Blank	Total/NA	Water	8015D GRO	
LCS 280-518497/10	Lab Control Sample	Total/NA	Water	8015D GRO	
LCSD 280-518497/11	Lab Control Sample Dup	Total/NA	Water	8015D GRO	

Prep Batch: 518647

Lab Sample ID	Client Sample ID	Prep Type	Matrix	Method	Prep Batch
280-143110-2	P-S10A-211120-230	Total/NA	Solid	5035	
280-143110-4	P-S10A-221120-240	Total/NA	Solid	5035	

GC VOA (Continued)

Prep Batch: 518647 (Continued)

Lab Sample ID	Client Sample ID	Prep Type	Matrix	Method	Prep Batch
280-143110-6	P-S10A-221120-245	Total/NA	Solid	5035	
280-143110-9	P-S10A-221120-250	Total/NA	Solid	5035	
280-143110-11	P-S10A-221120-260	Total/NA	Solid	5035	
280-143110-13	P-S10A-221120-270	Total/NA	Solid	5035	
MB 280-518647/3-A	Method Blank	Total/NA	Solid	5035	
LCS 280-518647/1-A	Lab Control Sample	Total/NA	Solid	5035	
LCSD 280-518647/2-A	Lab Control Sample Dup	Total/NA	Solid	5035	

Analysis Batch: 518648

Lab Sample ID	Client Sample ID	Prep Type	Matrix	Method	Prep Batch
280-143110-2	P-S10A-211120-230	Total/NA	Solid	8015D GRO	518647
280-143110-4	P-S10A-221120-240	Total/NA	Solid	8015D GRO	518647
280-143110-6	P-S10A-221120-245	Total/NA	Solid	8015D GRO	518647
280-143110-9	P-S10A-221120-250	Total/NA	Solid	8015D GRO	518647
280-143110-11	P-S10A-221120-260	Total/NA	Solid	8015D GRO	518647
280-143110-13	P-S10A-221120-270	Total/NA	Solid	8015D GRO	518647
MB 280-518647/3-A	Method Blank	Total/NA	Solid	8015D GRO	518647
LCS 280-518647/1-A	Lab Control Sample	Total/NA	Solid	8015D GRO	518647
LCSD 280-518647/2-A	Lab Control Sample Dup	Total/NA	Solid	8015D GRO	518647

GC Semi VOA

Prep Batch: 518755

Lab Sample ID	Client Sample ID	Prep Type	Matrix	Method	Prep Batch
280-143110-2	P-S10A-211120-230	Total/NA	Solid	3546	
280-143110-4	P-S10A-221120-240	Total/NA	Solid	3546	
280-143110-9	P-S10A-221120-250	Total/NA	Solid	3546	
280-143110-11	P-S10A-221120-260	Total/NA	Solid	3546	
280-143110-13	P-S10A-221120-270	Total/NA	Solid	3546	
MB 280-518755/1-A	Method Blank	Total/NA	Solid	3546	
LCS 280-518755/2-A	Lab Control Sample	Total/NA	Solid	3546	
LCS 280-518755/3-A	Lab Control Sample	Total/NA	Solid	3546	

Prep Batch: 518857

Lab Sample ID	Client Sample ID	Prep Type	Matrix	Method	Prep Batch
280-143110-6	P-S10A-221120-245	Total/NA	Solid	3546	
MB 280-518857/1-A	Method Blank	Total/NA	Solid	3546	
LCS 280-518857/2-A	Lab Control Sample	Total/NA	Solid	3546	
LCS 280-518857/4-A	Lab Control Sample	Total/NA	Solid	3546	
LCSD 280-518857/3-A	Lab Control Sample Dup	Total/NA	Solid	3546	
LCSD 280-518857/5-A	Lab Control Sample Dup	Total/NA	Solid	3546	

Analysis Batch: 520041

Lab Sample ID	Client Sample ID	Prep Type	Matrix	Method	Prep Batch
280-143110-2	P-S10A-211120-230	Total/NA	Solid	8015D DRO	518755
280-143110-4	P-S10A-221120-240	Total/NA	Solid	8015D DRO	518755
280-143110-6	P-S10A-221120-245	Total/NA	Solid	8015D DRO	518857
280-143110-9	P-S10A-221120-250	Total/NA	Solid	8015D DRO	518755
280-143110-11	P-S10A-221120-260	Total/NA	Solid	8015D DRO	518755
MB 280-518755/1-A	Method Blank	Total/NA	Solid	8015D DRO	518755
MB 280-518857/1-A	Method Blank	Total/NA	Solid	8015D DRO	518857

GC Semi VOA (Continued)

Analysis Batch: 520041 (Continued)

Lab Sample ID	Client Sample ID	Prep Type	Matrix	Method	Prep Batch
LCS 280-518755/2-A	Lab Control Sample	Total/NA	Solid	8015D DRO	518755
LCS 280-518755/3-A	Lab Control Sample	Total/NA	Solid	8015D DRO	518755
LCS 280-518857/2-A	Lab Control Sample	Total/NA	Solid	8015D DRO	518857
LCS 280-518857/4-A	Lab Control Sample	Total/NA	Solid	8015D DRO	518857
LCSD 280-518857/3-A	Lab Control Sample Dup	Total/NA	Solid	8015D DRO	518857
LCSD 280-518857/5-A	Lab Control Sample Dup	Total/NA	Solid	8015D DRO	518857

Analysis Batch: 520158

Lab Sample ID	Client Sample ID	Prep Type	Matrix	Method	Prep Batch
280-143110-13	P-S10A-221120-270	Total/NA	Solid	8015D DRO	518755

General Chemistry

Analysis Batch: 518422

Lab Sample ID	Client Sample ID	Prep Type	Matrix	Method	Prep Batch
280-143110-1	V-S10A-211120-230	Total/NA	Solid	Moisture	
280-143110-2	P-S10A-211120-230	Total/NA	Solid	Moisture	
280-143110-3	V-S10A-221120-240	Total/NA	Solid	Moisture	
280-143110-4	P-S10A-221120-240	Total/NA	Solid	Moisture	
280-143110-5	V-S10A-221120-245	Total/NA	Solid	Moisture	
280-143110-6	P-S10A-221120-245	Total/NA	Solid	Moisture	
280-143110-8	V-S10A-221120-250	Total/NA	Solid	Moisture	
280-143110-9	P-S10A-221120-250	Total/NA	Solid	Moisture	
280-143110-10	V-S10A-221120-260	Total/NA	Solid	Moisture	
280-143110-11	P-S10A-221120-260	Total/NA	Solid	Moisture	
280-143110-12	V-S10A-221120-270	Total/NA	Solid	Moisture	
280-143110-13	P-S10A-221120-270	Total/NA	Solid	Moisture	

Lab Chronicle

Client: EA Engineering, Science, and Technology
Project/Site: Kirtland AFB Vadose Zone Coring

Job ID: 280-143110-1

Client Sample ID: V-S10A-211120-230
Lab Sample ID: 280-143110-1
Date Collected: 11/22/20 17:10
Matrix: Solid
Date Received: 11/24/20 00:00

Prep Type	Batch Type	Batch Method	Run	Dil Factor	Initial Amount	Final Amount	Batch Number	Prepared or Analyzed	Analyst	Lab
Total/NA	Analysis	Moisture		1			518422	11/28/20 11:09	BWH	TAL DEN

Client Sample ID: V-S10A-211120-230
Lab Sample ID: 280-143110-1
Date Collected: 11/22/20 17:10
Matrix: Solid
Date Received: 11/24/20 00:00
Percent Solids: 94.0

Prep Type	Batch Type	Batch Method	Run	Dil Factor	Initial Amount	Final Amount	Batch Number	Prepared or Analyzed	Analyst	Lab
Total/NA	Prep	5035			4.46 g	5 mL	518757	11/22/20 17:10	GPM	TAL DEN
Total/NA	Analysis	8260B		1	5 g	5 mL	518853	12/01/20 21:56	GPM	TAL DEN

Client Sample ID: P-S10A-211120-230
Lab Sample ID: 280-143110-2
Date Collected: 11/22/20 17:10
Matrix: Solid
Date Received: 11/24/20 00:00

Prep Type	Batch Type	Batch Method	Run	Dil Factor	Initial Amount	Final Amount	Batch Number	Prepared or Analyzed	Analyst	Lab
Total/NA	Analysis	Moisture		1			518422	11/28/20 11:09	BWH	TAL DEN

Client Sample ID: P-S10A-211120-230
Lab Sample ID: 280-143110-2
Date Collected: 11/22/20 17:10
Matrix: Solid
Date Received: 11/24/20 00:00
Percent Solids: 94.1

Prep Type	Batch Type	Batch Method	Run	Dil Factor	Initial Amount	Final Amount	Batch Number	Prepared or Analyzed	Analyst	Lab
Total/NA	Prep	5035			4.432 g	5 mL	518647	11/22/20 17:10	AAR	TAL DEN
Total/NA	Analysis	8015D GRO		1	0.1 mL	5 mL	518648	12/01/20 16:10	CAS	TAL DEN
Total/NA	Prep	3546			16.9 g	1 mL	518755	12/01/20 17:52	AC	TAL DEN
Total/NA	Analysis	8015D DRO		1			520041	12/11/20 10:36	MAM	TAL DEN

Client Sample ID: V-S10A-221120-240
Lab Sample ID: 280-143110-3
Date Collected: 11/22/20 09:00
Matrix: Solid
Date Received: 11/24/20 00:00

Prep Type	Batch Type	Batch Method	Run	Dil Factor	Initial Amount	Final Amount	Batch Number	Prepared or Analyzed	Analyst	Lab
Total/NA	Analysis	Moisture		1			518422	11/28/20 11:09	BWH	TAL DEN

Client Sample ID: V-S10A-221120-240
Lab Sample ID: 280-143110-3
Date Collected: 11/22/20 09:00
Matrix: Solid
Date Received: 11/24/20 00:00
Percent Solids: 97.3

Prep Type	Batch Type	Batch Method	Run	Dil Factor	Initial Amount	Final Amount	Batch Number	Prepared or Analyzed	Analyst	Lab
Total/NA	Prep	5035			5.567 g	5 mL	518757	11/22/20 09:00	GPM	TAL DEN
Total/NA	Analysis	8260B		1	5 g	5 mL	518853	12/01/20 22:18	GPM	TAL DEN

Client Sample ID: P-S10A-221120-240 — Lab Sample ID: 280-143110-4

Date Collected: 11/22/20 09:00 — **Matrix: Solid**
Date Received: 11/24/20 00:00

Prep Type	Batch Type	Batch Method	Run	Dil Factor	Initial Amount	Final Amount	Batch Number	Prepared or Analyzed	Analyst	Lab
Total/NA	Analysis	Moisture		1			518422	11/28/20 11:09	BWH	TAL DEN

Client Sample ID: P-S10A-221120-240 — Lab Sample ID: 280-143110-4

Date Collected: 11/22/20 09:00 — **Matrix: Solid**
Date Received: 11/24/20 00:00 — **Percent Solids: 98.3**

Prep Type	Batch Type	Batch Method	Run	Dil Factor	Initial Amount	Final Amount	Batch Number	Prepared or Analyzed	Analyst	Lab
Total/NA	Prep	5035			5.456 g	5 mL	518647	11/22/20 09:00	AAR	TAL DEN
Total/NA	Analysis	8015D GRO		1	0.1 mL	5 mL	518648	12/01/20 16:35	CAS	TAL DEN
Total/NA	Prep	3546			15.3 g	1 mL	518755	12/01/20 17:52	AC	TAL DEN
Total/NA	Analysis	8015D DRO		1			520041	12/11/20 10:58	MAM	TAL DEN

Client Sample ID: V-S10A-221120-245 — Lab Sample ID: 280-143110-5

Date Collected: 11/22/20 09:20 — **Matrix: Solid**
Date Received: 11/24/20 00:00

Prep Type	Batch Type	Batch Method	Run	Dil Factor	Initial Amount	Final Amount	Batch Number	Prepared or Analyzed	Analyst	Lab
Total/NA	Analysis	Moisture		1			518422	11/28/20 11:09	BWH	TAL DEN

Client Sample ID: V-S10A-221120-245 — Lab Sample ID: 280-143110-5

Date Collected: 11/22/20 09:20 — **Matrix: Solid**
Date Received: 11/24/20 00:00 — **Percent Solids: 70.3**

Prep Type	Batch Type	Batch Method	Run	Dil Factor	Initial Amount	Final Amount	Batch Number	Prepared or Analyzed	Analyst	Lab
Total/NA	Prep	5035			6.233 g	5 mL	518757	11/22/20 09:20	GPM	TAL DEN
Total/NA	Analysis	8260B		1	5 g	5 mL	518853	12/01/20 22:41	GPM	TAL DEN

Client Sample ID: P-S10A-221120-245 — Lab Sample ID: 280-143110-6

Date Collected: 11/22/20 09:20 — **Matrix: Solid**
Date Received: 11/24/20 00:00

Prep Type	Batch Type	Batch Method	Run	Dil Factor	Initial Amount	Final Amount	Batch Number	Prepared or Analyzed	Analyst	Lab
Total/NA	Analysis	Moisture		1			518422	11/28/20 11:09	BWH	TAL DEN

Client Sample ID: P-S10A-221120-245 — Lab Sample ID: 280-143110-6

Date Collected: 11/22/20 09:20 — **Matrix: Solid**
Date Received: 11/24/20 00:00 — **Percent Solids: 71.2**

Prep Type	Batch Type	Batch Method	Run	Dil Factor	Initial Amount	Final Amount	Batch Number	Prepared or Analyzed	Analyst	Lab
Total/NA	Prep	5035			5.973 g	5 mL	518647	11/22/20 09:20	AAR	TAL DEN
Total/NA	Analysis	8015D GRO		1	0.1 mL	5 mL	518648	12/01/20 16:59	CAS	TAL DEN
Total/NA	Prep	3546			16.1 g	1 mL	518857	12/02/20 13:13	DB	TAL DEN
Total/NA	Analysis	8015D DRO		1			520041	12/11/20 05:17	MAM	TAL DEN

Lab Chronicle

Client: EA Engineering, Science, and Technology
Project/Site: Kirtland AFB Vadose Zone Coring

Job ID: 280-143110-1

Client Sample ID: TB-S10A-231120-01
Lab Sample ID: 280-143110-7
Date Collected: 11/23/20 09:40
Matrix: Water
Date Received: 11/24/20 00:00

Prep Type	Batch Type	Batch Method	Run	Dil Factor	Initial Amount	Final Amount	Batch Number	Prepared or Analyzed	Analyst	Lab
Total/NA	Analysis	8260B		1	5 mL	5 mL	519417	12/07/20 11:30	JLS	TAL DEN
Total/NA	Analysis	8015D GRO		1	5 mL	5 mL	518497	11/29/20 19:22	AAR	TAL DEN

Client Sample ID: V-S10A-221120-250
Lab Sample ID: 280-143110-8
Date Collected: 11/22/20 11:05
Matrix: Solid
Date Received: 11/24/20 00:00

Prep Type	Batch Type	Batch Method	Run	Dil Factor	Initial Amount	Final Amount	Batch Number	Prepared or Analyzed	Analyst	Lab
Total/NA	Analysis	Moisture		1			518422	11/28/20 11:09	BWH	TAL DEN

Client Sample ID: V-S10A-221120-250
Lab Sample ID: 280-143110-8
Date Collected: 11/22/20 11:05
Matrix: Solid
Date Received: 11/24/20 00:00
Percent Solids: 71.8

Prep Type	Batch Type	Batch Method	Run	Dil Factor	Initial Amount	Final Amount	Batch Number	Prepared or Analyzed	Analyst	Lab
Total/NA	Prep	5035			5.8 g	5 mL	518757	11/22/20 11:05	GPM	TAL DEN
Total/NA	Analysis	8260B		1	5 g	5 mL	518853	12/01/20 23:03	GPM	TAL DEN
Total/NA	Prep	5035	DL		4.73 g	4.64 mL	518757	11/22/20 11:05	GPM	TAL DEN
Total/NA	Analysis	8260B	DL	50	5 g	5 mL	519086	12/02/20 20:14	GPM	TAL DEN

Client Sample ID: P-S10A-221120-250
Lab Sample ID: 280-143110-9
Date Collected: 11/22/20 11:05
Matrix: Solid
Date Received: 11/24/20 00:00

Prep Type	Batch Type	Batch Method	Run	Dil Factor	Initial Amount	Final Amount	Batch Number	Prepared or Analyzed	Analyst	Lab
Total/NA	Analysis	Moisture		1			518422	11/28/20 11:09	BWH	TAL DEN

Client Sample ID: P-S10A-221120-250
Lab Sample ID: 280-143110-9
Date Collected: 11/22/20 11:05
Matrix: Solid
Date Received: 11/24/20 00:00
Percent Solids: 87.0

Prep Type	Batch Type	Batch Method	Run	Dil Factor	Initial Amount	Final Amount	Batch Number	Prepared or Analyzed	Analyst	Lab
Total/NA	Prep	5035			5.8 g	5 mL	518647	11/22/20 11:05	AAR	TAL DEN
Total/NA	Analysis	8015D GRO		1	0.1 mL	5 mL	518648	12/01/20 17:23	CAS	TAL DEN
Total/NA	Prep	3546			16.0 g	1 mL	518755	12/01/20 17:52	AC	TAL DEN
Total/NA	Analysis	8015D DRO		1			520041	12/11/20 11:21	MAM	TAL DEN

Client Sample ID: V-S10A-221120-260
Lab Sample ID: 280-143110-10
Date Collected: 11/22/20 12:40
Matrix: Solid
Date Received: 11/24/20 00:00

Prep Type	Batch Type	Batch Method	Run	Dil Factor	Initial Amount	Final Amount	Batch Number	Prepared or Analyzed	Analyst	Lab
Total/NA	Analysis	Moisture		1			518422	11/28/20 11:09	BWH	TAL DEN

Lab Chronicle

Client: EA Engineering, Science, and Technology
Project/Site: Kirtland AFB Vadose Zone Coring

Job ID: 280-143110-1

Client Sample ID: V-S10A-221120-260 — Lab Sample ID: 280-143110-10

Date Collected: 11/22/20 12:40 — **Matrix: Solid**
Date Received: 11/24/20 00:00 — **Percent Solids: 87.7**

Prep Type	Batch Type	Batch Method	Run	Dil Factor	Initial Amount	Final Amount	Batch Number	Prepared or Analyzed	Analyst	Lab
Total/NA	Prep	5035			6.351 g	5 mL	518757	11/22/20 12:40	GPM	TAL DEN
Total/NA	Analysis	8260B		1	5 g	5 mL	518853	12/01/20 23:25	GPM	TAL DEN
Total/NA	Prep	5035	DL		5.351 g	4.51 mL	518757	11/22/20 12:40	GPM	TAL DEN
Total/NA	Analysis	8260B	DL	50	5 g	5 mL	519086	12/02/20 20:36	GPM	TAL DEN

Client Sample ID: P-S10A-221120-260 — Lab Sample ID: 280-143110-11

Date Collected: 11/22/20 12:40 — **Matrix: Solid**
Date Received: 11/24/20 00:00

Prep Type	Batch Type	Batch Method	Run	Dil Factor	Initial Amount	Final Amount	Batch Number	Prepared or Analyzed	Analyst	Lab
Total/NA	Analysis	Moisture		1			518422	11/28/20 11:09	BWH	TAL DEN

Client Sample ID: P-S10A-221120-260 — Lab Sample ID: 280-143110-11

Date Collected: 11/22/20 12:40 — **Matrix: Solid**
Date Received: 11/24/20 00:00 — **Percent Solids: 88.1**

Prep Type	Batch Type	Batch Method	Run	Dil Factor	Initial Amount	Final Amount	Batch Number	Prepared or Analyzed	Analyst	Lab
Total/NA	Prep	5035			6.252 g	5 mL	518647	11/22/20 12:40	AAR	TAL DEN
Total/NA	Analysis	8015D GRO		1	0.1 mL	5 mL	518648	12/01/20 17:48	CAS	TAL DEN
Total/NA	Prep	3546			15.1 g	1 mL	518755	12/01/20 17:52	AC	TAL DEN
Total/NA	Analysis	8015D DRO		1			520041	12/11/20 11:44	MAM	TAL DEN

Client Sample ID: V-S10A-221120-270 — Lab Sample ID: 280-143110-12

Date Collected: 11/22/20 15:30 — **Matrix: Solid**
Date Received: 11/24/20 00:00

Prep Type	Batch Type	Batch Method	Run	Dil Factor	Initial Amount	Final Amount	Batch Number	Prepared or Analyzed	Analyst	Lab
Total/NA	Analysis	Moisture		1			518422	11/28/20 11:09	BWH	TAL DEN

Client Sample ID: V-S10A-221120-270 — Lab Sample ID: 280-143110-12

Date Collected: 11/22/20 15:30 — **Matrix: Solid**
Date Received: 11/24/20 00:00 — **Percent Solids: 98.0**

Prep Type	Batch Type	Batch Method	Run	Dil Factor	Initial Amount	Final Amount	Batch Number	Prepared or Analyzed	Analyst	Lab
Total/NA	Prep	5035			4.791 g	5 mL	518757	11/22/20 15:30	GPM	TAL DEN
Total/NA	Analysis	8260B		1	5 g	5 mL	518853	12/01/20 23:47	GPM	TAL DEN

Client Sample ID: P-S10A-221120-270 — Lab Sample ID: 280-143110-13

Date Collected: 11/22/20 15:30 — **Matrix: Solid**
Date Received: 11/24/20 00:00

Prep Type	Batch Type	Batch Method	Run	Dil Factor	Initial Amount	Final Amount	Batch Number	Prepared or Analyzed	Analyst	Lab
Total/NA	Analysis	Moisture		1			518422	11/28/20 11:09	BWH	TAL DEN

Lab Chronicle

Client: EA Engineering, Science, and Technology
Project/Site: Kirtland AFB Vadose Zone Coring

Job ID: 280-143110-1

Client Sample ID: P-S10A-221120-270

Lab Sample ID: 280-143110-13

Date Collected: 11/22/20 15:30
Date Received: 11/24/20 00:00

Matrix: Solid
Percent Solids: 98.2

Prep Type	Batch Type	Batch Method	Run	Dil Factor	Initial Amount	Final Amount	Batch Number	Prepared or Analyzed	Analyst	Lab
Total/NA	Prep	5035			4.878 g	5 mL	518647	11/22/20 15:30	AAR	TAL DEN
Total/NA	Analysis	8015D GRO		1	0.1 mL	5 mL	518648	12/01/20 18:12	CAS	TAL DEN
Total/NA	Prep	3546			15.7 g	1 mL	518755	12/01/20 17:52	AC	TAL DEN
Total/NA	Analysis	8015D DRO		1			520158	12/12/20 05:21	MAM	TAL DEN

Client Sample ID: TB-S10A-231120-02

Lab Sample ID: 280-143110-14

Date Collected: 11/23/20 09:40
Date Received: 11/24/20 00:00

Matrix: Water

Prep Type	Batch Type	Batch Method	Run	Dil Factor	Initial Amount	Final Amount	Batch Number	Prepared or Analyzed	Analyst	Lab
Total/NA	Analysis	8260B		1	5 mL	5 mL	519417	12/07/20 11:52	JLS	TAL DEN
Total/NA	Analysis	8015D GRO		1	5 mL	5 mL	518497	11/29/20 19:45	AAR	TAL DEN

Laboratory References:

TAL DEN = Eurofins TestAmerica, Denver, 4955 Yarrow Street, Arvada, CO 80002, TEL (303)736-0100

Accreditation/Certification Summary

Client: EA Engineering, Science, and Technology
Project/Site: Kirtland AFB Vadose Zone Coring

Job ID: 280-143110-1

Laboratory: Eurofins TestAmerica, Denver

The accreditations/certifications listed below are applicable to this report.

Authority	Program	Identification Number	Expiration Date
A2LA	Dept. of Defense ELAP	2907.01	10-31-21

Eurofins TestAmerica Denver
4955 Yarrow Street
Arvada, CO 80002
Phone (303) 736-0100 Fax (303) 431-7171

Chain of Custody Record

eurofins | Environment Testing America

Client Information	Sampler: Dylan Schmeelk	Lab PM: Bieniulis, Dylan	Carrier Tracking No(s): 8156 5958 1607	COC No: COCI-S10A-TA-20201123
Client Contact: Pamela Moss	Phone: (626)523-2208	E-Mail: Dylan.Bieniulis@eurofinset.com		Page: 1 of 1
Company: EA Engineering, Science, and Technology				Job #: GB
Address: 7995 E. Prentice Ave, Suite 206E	Due Date Requested: Per PO			
City: Greenwood Village	TAT Requested (days): Per PO			
State, Zip: CO, 80111				
Phone: 303-590-9143(Tel)	PO #: 16065			
Email: pmoss@eaest.com	WO #: 62735DM02.1017			
Project Name: Kirtland Vadose Zone Coring	Project #: 28016071			
Site: Kirtland BFF	SSOW#:			

Analysis Requested

Preservation Codes:
A - HCL, B - NaOH, C - Zn Acetate, D - Nitric Acid, E - NaHSO4, F - MeOH, G - Amchlor, H - Ascorbic Acid, I - Ice, J - DI Water, K - EDTA, L - EDA, M - Hexane, N - None, O - AsNaO2, P - Na2O4S, Q - Na2SO3, R - Na2S2O3, S - H2SO4, T - TSP Dodecahydrate, U - Acetone, V - MCAA, W - pH 4-5, Z - other (specify)
Other:

Sample Identification	Sample Date	Sample Time	Sample Type (C=Comp, G=grab)	Matrix (W=water, S=solid, O=waste/oil, BT=Tissue, A=Air)	Field Filtered Sample (Yes or No)	Perform MS/MSD (Yes or No)	8260B - VOCs (Soil, ~~Encores~~) VOA	8015D - TPH-GRO (Soil, ~~Encores~~) VOA	8015D - TPH-DRO/ORO (Soil, jar)	Percent Moisture (soil, jar)	8260B - VOCs (water)	8015D - TPH-GRO (water)	8015D - TPH-DRO/ORO (water)	Total Number of containers	Special Instructions/Note:
			Preservation Code:				HCL GB	NaHSO4 GB	N	N	A	A	N		
V-S10A-211120-230	11/21/2020	1710	G	S	N	N	X	—		X				4	
P-S10A-211120-230	11/21/2020	1710	G	S	N	N	—	X	X	—				3	
V-S10A-221120-240	11/22/2020	0900	G	S	N	N	X	—		X				4	
P-S10A-221120-240	11/22/2020	0900	G	S	N	N	—	X	X	—				3	
V-S10A-221120-245	11/22/2020	0920	G	S	N	N	X	—		X				4	
P-S10A-221120-245	11/22/2020	0920	G	S	N	N	—	X	X	—				3	
TB-S10A-231120-01	11/23/2020	0940	G	W ~~S~~ GB	N	N	—	—		—	X	X		4	

280-143110 Chain of Custody

Possible Hazard Identification
☐ Non-Hazard ☐ Flammable ☐ Skin Irritant ☐ Poison B ☐ Unknown ☐ Radiological

Sample Disposal (A fee may be assessed if samples are retained longer than 1 month)
☐ Return To Client ☒ Disposal By Lab ☐ Archive For _____ Months

Deliverable Requested: I, II, III, IV, Other (specify) Level 2, Level 4, EQUIS, ERPIMS

Special Instructions/QC Requirements: DOD QSM

Empty Kit Relinquished by:	Date:	Time:	Method of Shipment:		
Relinquished by: GB	Date/Time: 11/23/2020 / 1215	Company: EA	Received by:	Date/Time: 11-24-20 1100	Company: ETA-DEN
Relinquished by:	Date/Time:	Company:	Received by:	Date/Time:	Company:
Relinquished by:	Date/Time:	Company:	Received by:	Date/Time:	Company:

Custody Seals Intact: Δ Yes Δ No | Custody Seal No.:

Cooler Temperature(s) °C and Other Remarks: 0.5, 1.0, -0.3, IR4 RAF 11-24-20

Ver: 08/04/2016

Eurofins TestAmerica Denver
4955 Yarrow Street
Arvada, CO 80002
Phone (303) 736-0100 Fax (303) 431-7171

Chain of Custody Record

eurofins | Environment Testing America

Client Information	Sampler: Dylan Schmeelk	Lab PM: Bieniulis, Dylan	Carrier Tracking No(s): 8156 5958 1618	COC No: COC2-S10A-TA-20201123
Client Contact: Pamela Moss	Phone: (626)523-2208	E-Mail: Dylan.Bieniulis@eurofinset.com		Page: 1 of 1
Company: EA Engineering, Science, and Technology				Job #:
Address: 7995 E. Prentice Ave, Suite 206E	Due Date Requested: Per PO			
City: Greenwood Village	TAT Requested (days): Per PO			
State, Zip: CO, 80111				
Phone: 303-590-9143(Tel)	PO #: 16065			
Email: pmoss@eaest.com	WO #: 62735DM02.1017			
Project Name: Kirtland Vadose Zone Coring	Project #: 28016071			
Site: Kirtland BFF	SSOW#:			

Analysis Requested

Preservation Codes:

A - HCL, B - NaOH, C - Zn Acetate, D - Nitric Acid, E - NaHSO4, F - MeOH, G - Amchlor, H - Ascorbic Acid, I - Ice, J - DI Water, K - EDTA, L - EDA, M - Hexane, N - None, O - AsNaO2, P - Na2O4S, Q - Na2SO3, R - Na2S2O3, S - H2SO4, T - TSP Dodecahydrate, U - Acetone, V - MCAA, W - pH 4-5, Z - other (specify)

Other:

Sample Identification	Sample Date	Sample Time	Sample Type (C=Comp, G=grab)	Matrix (W=water, S=solid, O=waste/oil, BT=Tissue, A=Air)	Field Filtered Sample (Yes or No)	Perform MS/MSD (Yes or No)	8260B- VOCs (Soil, ~~Encores~~)	8015D - TPH-GRO (Soil, ~~Encores~~)	8015D - TPH-DRO/ORO (Soil, jar)	Percent Moisture (soil, jar)			8260B - VOCs (water)	8015D - TPH-GRO (water)	8015D - TPH-DRO/ORO (water)					Total Number of containers	Special Instructions/Note:
			Preservation Code:				N VOA	N VOA	N	N			A	A	N						
V-S10A-221120-250	11/22/2020	1105	G	S	N	N	X	—	X	—	—	—	—	—	—	—	—	—	—	4	
P-S10A-221120-250	11/22/2020	1105	G	S	N	N	—	X	X	—	—	—	—	—	—	—	—	—	—	3	
V-S10A-221120-260	11/22/2020	1240	G	S	N	N	X	—	X	—	—	—	—	—	—	—	—	—	—	4	
P-S10A-221120-260	11/22/2020	1240	G	S	N	N	—	X	X	—	—	—	—	—	—	—	—	—	—	3	
V-S10A-221120-270	11/22/2020	1530	G	S	N	N	X	—	X	—	—	—	—	—	—	—	—	—	—	4	
P-S10A-221120-270	11/22/2020	1530	G	S	N	N	—	X	X	—	—	—	—	—	—	—	—	—	—	3	
TB-S10A-231120-~~01~~ SB 02	11/23/2020	0940	G	W	N	N	—	—	—	—	—	—	X	X	—	—	—	—	—	4	

Possible Hazard Identification
☐ Non-Hazard ☐ Flammable ☐ Skin Irritant ☐ Poison B ☐ Unknown ☐ Radiological

Sample Disposal (A fee may be assessed if samples are retained longer than 1 month)
☐ Return To Client ☒ Disposal By Lab ☐ Archive For _____ Months

Deliverable Requested: I, II, III, IV, Other (specify) Level 2, Level 4, EQUIS, ERPIMS

Special Instructions/QC Requirements: DOD QSM

Empty Kit Relinquished by:	Date:	Time:	Method of Shipment:

Relinquished by:	Date/Time:	Company	Received by:	Date/Time:	Company
	11-23-2020/1215	EA		11-24-20 1100	DEN
Relinquished by:	Date/Time:	Company	Received by:	Date/Time:	Company
Relinquished by:	Date/Time:	Company	Received by:	Date/Time:	Company

Custody Seals Intact: Δ Yes Δ No

Custody Seal No.:

Cooler Temperature(s) °C and Other Remarks: 0.5, 1.0, -0.3, 3.2 11 11-24-20

Login Sample Receipt Checklist

Client: EA Engineering, Science, and Technology

Job Number: 280-143110-1

Login Number: 143110
List Number: 1
Creator: Bieniulis, Dylan T

List Source: Eurofins TestAmerica, Denver

Question	Answer	Comment
Radioactivity wasn't checked or is </= background as measured by a survey meter.	N/A	
The cooler's custody seal, if present, is intact.	True	
Sample custody seals, if present, are intact.	True	
The cooler or samples do not appear to have been compromised or tampered with.	True	
Samples were received on ice.	True	
Cooler Temperature is acceptable.	True	
Cooler Temperature is recorded.	True	
COC is present.	True	
COC is filled out in ink and legible.	True	
COC is filled out with all pertinent information.	True	
Is the Field Sampler's name present on COC?	True	
There are no discrepancies between the containers received and the COC.	True	
Samples are received within Holding Time (excluding tests with immediate HTs)	True	Refer to Job Narrative for details.
Sample containers have legible labels.	True	
Containers are not broken or leaking.	True	
Sample collection date/times are provided.	True	
Appropriate sample containers are used.	True	
Sample bottles are completely filled.	True	
Sample Preservation Verified.	N/A	
There is sufficient vol. for all requested analyses, incl. any requested MS/MSDs	True	
Containers requiring zero headspace have no headspace or bubble is <6mm (1/4").	True	
Multiphasic samples are not present.	True	
Samples do not require splitting or compositing.	True	
Residual Chlorine Checked.	N/A	

eurofins | Environment Testing America

ANALYTICAL REPORT

Eurofins TestAmerica, Denver
4955 Yarrow Street
Arvada, CO 80002
Tel: (303)736-0100

Laboratory Job ID: 280-143381-1
Client Project/Site: Kirtland AFB Vadose Zone Coring

For:
EA Engineering, Science, and Technology
7995 E. Prentice Ave, Suite 206E
Greenwood Village, Colorado 80111

Attn: Pamela J Moss

Authorized for release by:
12/22/2020 1:55:48 PM

Dylan Bieniulis, Project Manager I
(303)736-0138
Dylan.Bieniulis@Eurofinset.com

LINKS

Review your project results through TotalAccess

Have a Question? Ask The Expert

Visit us at: www.eurofinsus.com/Env

The test results in this report meet all 2003 NELAC, 2009 TNI, and 2016 TNI requirements for accredited parameters, exceptions are noted in this report. This report may not be reproduced except in full, and with written approval from the laboratory. For questions please contact the Project Manager at the e-mail address or telephone number listed on this page.

This report has been electronically signed and authorized by the signatory. Electronic signature is intended to be the legally binding equivalent of a traditionally handwritten signature.

Results relate only to the items tested and the sample(s) as received by the laboratory.

Table of Contents

Cover Page 1
Table of Contents 2
Definitions 3
Case Narrative 4
Detection Summary 6
Method Summary 7
Sample Summary 8
Client Sample Results 9
Surrogate Summary 13
QC Sample Results 15
QC Association 28
Chronicle 30
Certification Summary 31
Chain of Custody 32
Receipt Checklists 33

Definitions/Glossary

Client: EA Engineering, Science, and Technology
Project/Site: Kirtland AFB Vadose Zone Coring

Job ID: 280-143381-1

Qualifiers

GC/MS VOA

Qualifier	Qualifier Description
J	Estimated: The analyte was positively identified; the quantitation is an estimation
M	Manual integrated compound.
U	Undetected at the Limit of Detection.

GC VOA

Qualifier	Qualifier Description
J	Estimated: The analyte was positively identified; the quantitation is an estimation
U	Undetected at the Limit of Detection.

GC Semi VOA

Qualifier	Qualifier Description
U	Undetected at the Limit of Detection.

Glossary

Abbreviation	These commonly used abbreviations may or may not be present in this report.
¤	Listed under the "D" column to designate that the result is reported on a dry weight basis
%R	Percent Recovery
CFL	Contains Free Liquid
CFU	Colony Forming Unit
CNF	Contains No Free Liquid
DER	Duplicate Error Ratio (normalized absolute difference)
Dil Fac	Dilution Factor
DL	Detection Limit (DoD/DOE)
DL, RA, RE, IN	Indicates a Dilution, Re-analysis, Re-extraction, or additional Initial metals/anion analysis of the sample
DLC	Decision Level Concentration (Radiochemistry)
EDL	Estimated Detection Limit (Dioxin)
LOD	Limit of Detection (DoD/DOE)
LOQ	Limit of Quantitation (DoD/DOE)
MCL	EPA recommended "Maximum Contaminant Level"
MDA	Minimum Detectable Activity (Radiochemistry)
MDC	Minimum Detectable Concentration (Radiochemistry)
MDL	Method Detection Limit
ML	Minimum Level (Dioxin)
MPN	Most Probable Number
MQL	Method Quantitation Limit
NC	Not Calculated
ND	Not Detected at the reporting limit (or MDL or EDL if shown)
NEG	Negative / Absent
POS	Positive / Present
PQL	Practical Quantitation Limit
PRES	Presumptive
QC	Quality Control
RER	Relative Error Ratio (Radiochemistry)
RL	Reporting Limit or Requested Limit (Radiochemistry)
RPD	Relative Percent Difference, a measure of the relative difference between two points
TEF	Toxicity Equivalent Factor (Dioxin)
TEQ	Toxicity Equivalent Quotient (Dioxin)
TNTC	Too Numerous To Count

Job ID: 280-143381-1

Laboratory: Eurofins TestAmerica, Denver

Narrative

CASE NARRATIVE

Client: EA Engineering, Science, and Technology

Project: Kirtland AFB Vadose Zone Coring

Report Number: 280-143381-1

With the exceptions noted as flags or footnotes, standard analytical protocols were followed in the analysis of the samples and no problems were encountered or anomalies observed. In addition all laboratory quality control samples were within established control limits, with any exceptions noted below. Each sample was analyzed to achieve the lowest possible reporting limit within the constraints of the method. In some cases, due to interference or analytes present at high concentrations, samples were diluted. For diluted samples, the reporting limits are adjusted relative to the dilution required.

Calculations are performed before rounding to avoid round-off errors in calculated results.

All holding times were met and proper preservation noted for the methods performed on these samples, unless otherwise detailed in the individual sections below.

RECEIPT
The samples were received on 12/03/2020; the samples arrived in good condition, properly preserved and on ice. The temperature of the coolers at receipt was 1.0 C.

VOLATILE ORGANIC COMPOUNDS (GC/MS)
Sample V-S10A-021220-390 (280-143381-2) was analyzed for volatile organic compounds (GC/MS) in accordance with 8260B. The samples were prepared on 12/03/2020 and analyzed on 12/14/2020.

2-Butanone (MEK) was detected in method blank MB 280-519174/5-A at a level that was above the detection limit but less than half the LOQ. The value should be considered an estimate, and has been flagged "J".

No additional analytical or quality issues were noted, other than those described above or in the Definitions/Glossary page.

VOLATILE ORGANIC COMPOUNDS (GC/MS)
Sample TB-S10A-021220-01 (280-143381-1) was analyzed for volatile organic compounds (GC/MS) in accordance with 8260B. The samples were analyzed on 12/16/2020.

No analytical or quality issues were noted, other than those described above or in the Definitions/Glossary page.

VOLATILE PETROLEUM HYDROCARBONS (GC)
Sample P-S10A-021220-390 (280-143381-3) was analyzed for Volatile Petroleum Hydrocarbons (GC) in accordance with 8015D GRO. The samples were prepared on 12/04/2020 and analyzed on 12/05/2020.

No analytical or quality issues were noted, other than those described above or in the Definitions/Glossary page.

GASOLINE RANGE ORGANICS (GRO)
Sample TB-S10A-021220-01 (280-143381-1) was analyzed for Gasoline Range Organics (GRO) in accordance with 8015D GRO. The samples were analyzed on 12/10/2020.

No analytical or quality issues were noted, other than those described above or in the Definitions/Glossary page.

DIESEL RANGE ORGANICS (DRO)

Job ID: 280-143381-1 (Continued)

Laboratory: Eurofins TestAmerica, Denver (Continued)

Sample P-S10A-021220-390 (280-143381-3) was analyzed for Diesel Range Organics (DRO) in accordance with SW846 8015D. The samples were prepared on 12/04/2020 and analyzed on 12/11/2020.

The following samples had the silica gel clean-up, via EPA Method 3630C, to reduce matrix interferences per client request: P-S10A-021220-390 (280-143381-3), (LCS 280-519242/2-A), (LCS 280-519242/3-A), (MB 280-519242/1-A), (280-143381-A-3-B MS), (280-143381-A-3-D MS), (280-143381-A-3-C MSD) and (280-143381-A-3-E MSD).

No analytical or quality issues were noted, other than those described above or in the Definitions/Glossary page.

PERCENT SOLIDS

Samples V-S10A-021220-390 (280-143381-2) and P-S10A-021220-390 (280-143381-3) were analyzed for percent solids in accordance with ASTM D2216-90. The samples were analyzed on 12/04/2020 and 12/09/2020.

No analytical or quality issues were noted, other than those described above or in the Definitions/Glossary page.

Detection Summary

Client: EA Engineering, Science, and Technology
Project/Site: Kirtland AFB Vadose Zone Coring

Job ID: 280-143381-1

Client Sample ID: TB-S10A-021220-01 — Lab Sample ID: 280-143381-1

No Detections.

Client Sample ID: V-S10A-021220-390 — Lab Sample ID: 280-143381-2

Analyte	Result	Qualifier	LOQ	LOD	DL	Unit	Dil Fac	D	Method	Prep Type
Acetone	110		63	63	31	ug/Kg	1	☼	8260B	Total/NA
Benzene	0.72	J	4.4	0.35	0.13	ug/Kg	1	☼	8260B	Total/NA
n-Butylbenzene	0.55	J	4.4	1.4	0.49	ug/Kg	1	☼	8260B	Total/NA
sec-Butylbenzene	0.78	J	4.4	1.4	0.68	ug/Kg	1	☼	8260B	Total/NA
Ethylbenzene	1.9	J	4.4	0.70	0.27	ug/Kg	1	☼	8260B	Total/NA
2-Hexanone	16	J	18	11	4.3	ug/Kg	1	☼	8260B	Total/NA
N-Propylbenzene	0.92	J	4.4	1.4	0.51	ug/Kg	1	☼	8260B	Total/NA
Toluene	6.9		4.4	0.70	0.20	ug/Kg	1	☼	8260B	Total/NA
1,2,4-Trimethylbenzene	2.4	J	4.4	4.4	2.0	ug/Kg	1	☼	8260B	Total/NA
o-Xylene	3.0	J	4.4	0.70	0.23	ug/Kg	1	☼	8260B	Total/NA
m-Xylene & p-Xylene	6.8		2.8	2.8	0.91	ug/Kg	1	☼	8260B	Total/NA

Client Sample ID: P-S10A-021220-390 — Lab Sample ID: 280-143381-3

Analyte	Result	Qualifier	LOQ	LOD	DL	Unit	Dil Fac	D	Method	Prep Type
Gasoline Range Organics (GRO)-C6-C10	1.5	J	1.9	1.9	0.72	mg/Kg	1	☼	8015D GRO	Total/NA

This Detection Summary does not include radiochemical test results.

Method Summary

Client: EA Engineering, Science, and Technology
Project/Site: Kirtland AFB Vadose Zone Coring

Job ID: 280-143381-1

Method	Method Description	Protocol	Laboratory
8260B	Volatile Organic Compounds (GC/MS)	SW846	TAL DEN
8015D GRO	Gasoline Range Organics (GRO)	SW846	TAL DEN
8015D DRO	Diesel Range Organics (DRO) (GC)	SW846	TAL DEN
Moisture	Percent Moisture	EPA	TAL DEN
3546	Microwave Extraction	SW846	TAL DEN
5030B	Purge and Trap	SW846	TAL DEN
5035	Closed System Purge and Trap	SW846	TAL DEN

Protocol References:

EPA = US Environmental Protection Agency

SW846 = "Test Methods For Evaluating Solid Waste, Physical/Chemical Methods", Third Edition, November 1986 And Its Updates.

Laboratory References:

TAL DEN = Eurofins TestAmerica, Denver, 4955 Yarrow Street, Arvada, CO 80002, TEL (303)736-0100

Sample Summary

Client: EA Engineering, Science, and Technology
Project/Site: Kirtland AFB Vadose Zone Coring

Job ID: 280-143381-1

Lab Sample ID	Client Sample ID	Matrix	Collected	Received	Asset ID
280-143381-1	TB-S10A-021220-01	Water	12/02/20 12:00	12/03/20 10:30	
280-143381-2	V-S10A-021220-390	Solid	12/02/20 10:15	12/03/20 10:30	
280-143381-3	P-S10A-021220-390	Solid	12/02/20 10:15	12/03/20 10:30	

Method: 8260B - Volatile Organic Compounds (GC/MS)

Client Sample ID: TB-S10A-021220-01
Date Collected: 12/02/20 12:00
Date Received: 12/03/20 10:30

Lab Sample ID: 280-143381-1
Matrix: Water

Analyte	Result	Qualifier	LOQ	LOD	DL	Unit	D	Analyzed	Dil Fac
Acetone	6.4	U	10	6.4	1.9	ug/L		12/16/20 12:39	1
Benzene	0.40	U	1.0	0.40	0.16	ug/L		12/16/20 12:39	1
Bromobenzene	0.40	U	1.0	0.40	0.17	ug/L		12/16/20 12:39	1
Bromochloromethane	0.20	U	1.0	0.20	0.10	ug/L		12/16/20 12:39	1
Bromodichloromethane	0.40	U	1.0	0.40	0.17	ug/L		12/16/20 12:39	1
Bromoform	1.0	U	1.0	1.0	0.46	ug/L		12/16/20 12:39	1
Bromomethane	0.80	U	2.0	0.80	0.21	ug/L		12/16/20 12:39	1
2-Butanone (MEK)	4.0	U	6.0	4.0	2.0	ug/L		12/16/20 12:39	1
n-Butylbenzene	0.80	U	1.0	0.80	0.14	ug/L		12/16/20 12:39	1
sec-Butylbenzene	0.40	U	1.0	0.40	0.17	ug/L		12/16/20 12:39	1
tert-Butylbenzene	0.40	U	1.0	0.40	0.16	ug/L		12/16/20 12:39	1
Carbon disulfide	0.80	U	2.0	0.80	0.17	ug/L		12/16/20 12:39	1
Carbon tetrachloride	0.40	U	2.0	0.40	0.19	ug/L		12/16/20 12:39	1
Chlorobenzene	0.40	U	1.0	0.40	0.17	ug/L		12/16/20 12:39	1
Chloroethane	1.6	U	2.0	1.6	0.41	ug/L		12/16/20 12:39	1
Chloroform	0.40	U	1.0	0.40	0.16	ug/L		12/16/20 12:39	1
Chloromethane	0.80	U	2.0	0.80	0.30	ug/L		12/16/20 12:39	1
4-Chlorotoluene	0.80	U	1.0	0.80	0.21	ug/L		12/16/20 12:39	1
Dibromochloromethane	0.40	U	1.0	0.40	0.17	ug/L		12/16/20 12:39	1
1,2-Dibromo-3-Chloropropane	1.6	U	5.0	1.6	0.47	ug/L		12/16/20 12:39	1
Dichlorodifluoromethane	0.80	U	2.0	0.80	0.31	ug/L		12/16/20 12:39	1
Dibromomethane	0.40	U	1.0	0.40	0.17	ug/L		12/16/20 12:39	1
Ethylene Dibromide	0.40	U	1.0	0.40	0.18	ug/L		12/16/20 12:39	1
1,2-Dichlorobenzene	0.40	U	1.0	0.40	0.15	ug/L		12/16/20 12:39	1
1,3-Dichlorobenzene	0.40	U	1.0	0.40	0.13	ug/L		12/16/20 12:39	1
1,4-Dichlorobenzene	0.40	U	1.0	0.40	0.16	ug/L		12/16/20 12:39	1
1,1-Dichloroethane	0.80	U	1.0	0.80	0.22	ug/L		12/16/20 12:39	1
1,2-Dichloroethane	0.40	U	1.0	0.40	0.13	ug/L		12/16/20 12:39	1
1,1-Dichloroethene	0.80	U	1.0	0.80	0.23	ug/L		12/16/20 12:39	1
1,2-Dichloroethene, Total	0.40	U	1.0	0.40	0.15	ug/L		12/16/20 12:39	1
cis-1,2-Dichloroethene	0.40	U	1.0	0.40	0.15	ug/L		12/16/20 12:39	1
trans-1,2-Dichloroethene	0.40	U	1.0	0.40	0.15	ug/L		12/16/20 12:39	1
1,2-Dichloropropane	0.40	U	1.0	0.40	0.18	ug/L		12/16/20 12:39	1
1,3-Dichloropropane	0.20	U	1.0	0.20	0.090	ug/L		12/16/20 12:39	1
2,2-Dichloropropane	0.80	U	1.0	0.80	0.38	ug/L		12/16/20 12:39	1
1,1-Dichloropropene	0.40	U	1.0	0.40	0.19	ug/L		12/16/20 12:39	1
cis-1,3-Dichloropropene	0.40	U	1.0	0.40	0.16	ug/L		12/16/20 12:39	1
trans-1,3-Dichloropropene	0.40	U	1.0	0.40	0.19	ug/L		12/16/20 12:39	1
Ethylbenzene	0.40	U	1.0	0.40	0.16	ug/L		12/16/20 12:39	1
2-Hexanone	4.0	U	5.0	4.0	1.7	ug/L		12/16/20 12:39	1
Hexachlorobutadiene	0.80	U	1.0	0.80	0.36	ug/L		12/16/20 12:39	1
Isopropylbenzene	0.40	U	1.0	0.40	0.19	ug/L		12/16/20 12:39	1
4-Isopropyltoluene	0.40	U	1.0	0.40	0.20	ug/L		12/16/20 12:39	1
Methylene Chloride	2.0	U	5.0	2.0	0.94	ug/L		12/16/20 12:39	1
4-Methyl-2-pentanone (MIBK)	3.2	U	5.0	3.2	0.98	ug/L		12/16/20 12:39	1
Methyl tert-butyl ether	0.80	U	5.0	0.80	0.25	ug/L		12/16/20 12:39	1
Naphthalene	0.80	U	1.0	0.80	0.22	ug/L		12/16/20 12:39	1
N-Propylbenzene	0.40	U	1.0	0.40	0.16	ug/L		12/16/20 12:39	1
Styrene	0.80	U	1.0	0.80	0.36	ug/L		12/16/20 12:39	1

Method: 8260B - Volatile Organic Compounds (GC/MS) (Continued)

Client Sample ID: TB-S10A-021220-01 — **Lab Sample ID: 280-143381-1**
Date Collected: 12/02/20 12:00 — **Matrix: Water**
Date Received: 12/03/20 10:30

Analyte	Result	Qualifier	LOQ	LOD	DL	Unit	D	Analyzed	Dil Fac
1,1,1,2-Tetrachloroethane	0.80	U	1.0	0.80	0.21	ug/L		12/16/20 12:39	1
1,1,2,2-Tetrachloroethane	0.80	U	1.0	0.80	0.21	ug/L		12/16/20 12:39	1
Tetrachloroethene	0.40	U	1.0	0.40	0.20	ug/L		12/16/20 12:39	1
Toluene	0.40	U	1.0	0.40	0.17	ug/L		12/16/20 12:39	1
1,2,3-Trichlorobenzene	0.80	U	1.0	0.80	0.21	ug/L		12/16/20 12:39	1
1,1,1-Trichloroethane	0.40	U	1.0	0.40	0.16	ug/L		12/16/20 12:39	1
1,1,2-Trichloroethane	0.80	U	1.0	0.80	0.27	ug/L		12/16/20 12:39	1
Trichloroethene	0.40	U	1.0	0.40	0.16	ug/L		12/16/20 12:39	1
Trichlorofluoromethane	0.80	U	2.0	0.80	0.29	ug/L		12/16/20 12:39	1
1,2,4-Trichlorobenzene	0.80	U	1.0	0.80	0.21	ug/L		12/16/20 12:39	1
1,2,3-Trichloropropane	0.80	U	3.0	0.80	0.33	ug/L		12/16/20 12:39	1
1,2,4-Trimethylbenzene	0.40	U	1.0	0.40	0.15	ug/L		12/16/20 12:39	1
1,3,5-Trimethylbenzene	0.40	U	1.0	0.40	0.16	ug/L		12/16/20 12:39	1
Vinyl chloride	0.20	U	1.5	0.20	0.10	ug/L		12/16/20 12:39	1
o-Xylene	0.40	U	1.0	0.40	0.19	ug/L		12/16/20 12:39	1
m-Xylene & p-Xylene	0.80	U	2.0	0.80	0.15	ug/L		12/16/20 12:39	1
2-Chlorotoluene	0.40	U	1.0	0.40	0.17	ug/L		12/16/20 12:39	1

Surrogate	*%Recovery*	*Qualifier*	*Limits*	*Prepared*	*Analyzed*	*Dil Fac*
Toluene-d8 (Surr)	*99*		*89 - 112*		*12/16/20 12:39*	*1*
1,2-Dichloroethane-d4 (Surr)	*102*		*81 - 118*		*12/16/20 12:39*	*1*
4-Bromofluorobenzene (Surr)	*102*		*85 - 114*		*12/16/20 12:39*	*1*
Dibromofluoromethane (Surr)	*104*		*80 - 119*		*12/16/20 12:39*	*1*

Client Sample ID: V-S10A-021220-390 — **Lab Sample ID: 280-143381-2**
Date Collected: 12/02/20 10:15 — **Matrix: Solid**
Date Received: 12/03/20 10:30 — **Percent Solids: 99.9**

Analyte	Result	Qualifier	LOQ	LOD	DL	Unit	D	Analyzed	Dil Fac
Acetone	**110**		63	63	31	ug/Kg	☼	12/14/20 15:42	1
Benzene	**0.72**	**J**	4.4	0.35	0.13	ug/Kg	☼	12/14/20 15:42	1
Bromobenzene	1.4	U	4.4	1.4	0.43	ug/Kg	☼	12/14/20 15:42	1
Bromochloromethane	4.4	U	4.4	4.4	2.2	ug/Kg	☼	12/14/20 15:42	1
Bromodichloromethane	4.4	U M	4.4	4.4	1.9	ug/Kg	☼	12/14/20 15:42	1
Bromoform	4.5	U	4.5	4.5	2.2	ug/Kg	☼	12/14/20 15:42	1
Bromomethane	2.8	U	8.8	2.8	1.2	ug/Kg	☼	12/14/20 15:42	1
2-Butanone (MEK)	11	U	18	11	3.4	ug/Kg	☼	12/14/20 15:42	1
n-Butylbenzene	**0.55**	**J**	4.4	1.4	0.49	ug/Kg	☼	12/14/20 15:42	1
sec-Butylbenzene	**0.78**	**J**	4.4	1.4	0.68	ug/Kg	☼	12/14/20 15:42	1
tert-Butylbenzene	1.4	U M	4.4	1.4	0.44	ug/Kg	☼	12/14/20 15:42	1
Carbon disulfide	4.4	U	4.4	4.4	1.5	ug/Kg	☼	12/14/20 15:42	1
Carbon tetrachloride	4.4	U	4.4	4.4	1.8	ug/Kg	☼	12/14/20 15:42	1
Chlorobenzene	4.4	U	4.4	4.4	1.8	ug/Kg	☼	12/14/20 15:42	1
Chloroethane	5.6	U	8.8	5.6	1.7	ug/Kg	☼	12/14/20 15:42	1
Chloroform	0.70	U	8.8	0.70	0.25	ug/Kg	☼	12/14/20 15:42	1
Chloromethane	1.4	U	8.8	1.4	0.68	ug/Kg	☼	12/14/20 15:42	1
4-Chlorotoluene	0.70	U M	4.4	0.70	0.32	ug/Kg	☼	12/14/20 15:42	1
Dibromochloromethane	4.4	U	4.4	4.4	2.0	ug/Kg	☼	12/14/20 15:42	1
1,2-Dibromo-3-Chloropropane	8.8	U	8.8	8.8	3.2	ug/Kg	☼	12/14/20 15:42	1
Dichlorodifluoromethane	5.6	U	8.8	5.6	2.4	ug/Kg	☼	12/14/20 15:42	1
Dibromomethane	0.70	U	4.4	0.70	0.28	ug/Kg	☼	12/14/20 15:42	1

Method: 8260B - Volatile Organic Compounds (GC/MS) (Continued)

Client Sample ID: V-S10A-021220-390
Date Collected: 12/02/20 10:15
Date Received: 12/03/20 10:30

Lab Sample ID: 280-143381-2
Matrix: Solid
Percent Solids: 99.9

Analyte	Result	Qualifier	LOQ	LOD	DL	Unit	D	Analyzed	Dil Fac
Ethylene Dibromide	1.4	U	4.4	1.4	0.46	ug/Kg	☼	12/14/20 15:42	1
1,2-Dichlorobenzene	4.4	U M	4.4	4.4	1.6	ug/Kg	☼	12/14/20 15:42	1
1,3-Dichlorobenzene	1.4	U	4.4	1.4	0.42	ug/Kg	☼	12/14/20 15:42	1
1,4-Dichlorobenzene	0.70	U	4.4	0.70	0.21	ug/Kg	☼	12/14/20 15:42	1
1,1-Dichloroethane	0.70	U	4.4	0.70	0.18	ug/Kg	☼	12/14/20 15:42	1
1,2-Dichloroethane	1.4	U M	4.4	1.4	0.61	ug/Kg	☼	12/14/20 15:42	1
1,1-Dichloroethene	1.4	U	4.4	1.4	0.52	ug/Kg	☼	12/14/20 15:42	1
1,2-Dichloroethene, Total	1.4	U	4.4	1.4	0.34	ug/Kg	☼	12/14/20 15:42	1
cis-1,2-Dichloroethene	0.70	U	4.4	0.70	0.18	ug/Kg	☼	12/14/20 15:42	1
trans-1,2-Dichloroethene	0.70	U	4.4	0.70	0.34	ug/Kg	☼	12/14/20 15:42	1
1,2-Dichloropropane	1.4	U M	4.4	1.4	0.48	ug/Kg	☼	12/14/20 15:42	1
1,3-Dichloropropane	0.35	U	4.4	0.35	0.15	ug/Kg	☼	12/14/20 15:42	1
2,2-Dichloropropane	1.4	U	4.4	1.4	0.39	ug/Kg	☼	12/14/20 15:42	1
1,1-Dichloropropene	0.35	U	4.4	0.35	0.14	ug/Kg	☼	12/14/20 15:42	1
cis-1,3-Dichloropropene	0.35	U	4.4	0.35	0.088	ug/Kg	☼	12/14/20 15:42	1
trans-1,3-Dichloropropene	0.18	U	4.4	0.18	0.073	ug/Kg	☼	12/14/20 15:42	1
Ethylbenzene	**1.9**	**J**	4.4	0.70	0.27	ug/Kg	☼	12/14/20 15:42	1
2-Hexanone	**16**	**J**	18	11	4.3	ug/Kg	☼	12/14/20 15:42	1
Hexachlorobutadiene	4.4	U	4.4	4.4	1.9	ug/Kg	☼	12/14/20 15:42	1
Isopropylbenzene	4.4	U	4.4	4.4	2.1	ug/Kg	☼	12/14/20 15:42	1
4-Isopropyltoluene	2.8	U	4.4	2.8	1.0	ug/Kg	☼	12/14/20 15:42	1
Methylene Chloride	2.8	U	4.4	2.8	1.4	ug/Kg	☼	12/14/20 15:42	1
4-Methyl-2-pentanone (MIBK)	11	U M	18	11	3.8	ug/Kg	☼	12/14/20 15:42	1
Methyl tert-butyl ether	5.6	U	18	5.6	1.9	ug/Kg	☼	12/14/20 15:42	1
Naphthalene	5.9	U	5.9	5.9	2.9	ug/Kg	☼	12/14/20 15:42	1
N-Propylbenzene	**0.92**	**J**	4.4	1.4	0.51	ug/Kg	☼	12/14/20 15:42	1
Styrene	0.70	U M	4.4	0.70	0.25	ug/Kg	☼	12/14/20 15:42	1
1,1,1,2-Tetrachloroethane	4.4	U	4.4	4.4	1.9	ug/Kg	☼	12/14/20 15:42	1
1,1,2,2-Tetrachloroethane	0.70	U M	4.4	0.70	0.25	ug/Kg	☼	12/14/20 15:42	1
Tetrachloroethene	4.4	U	4.4	4.4	1.7	ug/Kg	☼	12/14/20 15:42	1
Toluene	**6.9**		4.4	0.70	0.20	ug/Kg	☼	12/14/20 15:42	1
1,2,3-Trichlorobenzene	2.8	U	4.4	2.8	0.71	ug/Kg	☼	12/14/20 15:42	1
1,1,1-Trichloroethane	4.4	U	4.4	4.4	1.7	ug/Kg	☼	12/14/20 15:42	1
1,1,2-Trichloroethane	2.8	U M	4.4	2.8	0.77	ug/Kg	☼	12/14/20 15:42	1
Trichloroethene	4.4	U	4.4	4.4	1.7	ug/Kg	☼	12/14/20 15:42	1
Trichlorofluoromethane	8.8	U	8.8	8.8	2.8	ug/Kg	☼	12/14/20 15:42	1
1,2,4-Trichlorobenzene	1.4	U	4.4	1.4	0.64	ug/Kg	☼	12/14/20 15:42	1
1,2,3-Trichloropropane	0.70	U M	4.4	0.70	0.19	ug/Kg	☼	12/14/20 15:42	1
1,2,4-Trimethylbenzene	**2.4**	**J**	4.4	4.4	2.0	ug/Kg	☼	12/14/20 15:42	1
1,3,5-Trimethylbenzene	4.4	U	4.4	4.4	2.1	ug/Kg	☼	12/14/20 15:42	1
Vinyl chloride	2.8	U	4.4	2.8	1.2	ug/Kg	☼	12/14/20 15:42	1
o-Xylene	**3.0**	**J**	4.4	0.70	0.23	ug/Kg	☼	12/14/20 15:42	1
m-Xylene & p-Xylene	**6.8**		2.8	2.8	0.91	ug/Kg	☼	12/14/20 15:42	1
2-Chlorotoluene	1.4	U M	4.4	1.4	0.45	ug/Kg	☼	12/14/20 15:42	1

Surrogate	*%Recovery*	*Qualifier*	*Limits*	*Prepared*	*Analyzed*	*Dil Fac*
Toluene-d8 (Surr)	*98*		*85 - 116*	*12/03/20 22:56*	*12/14/20 15:42*	*1*
1,2-Dichloroethane-d4 (Surr)	*103*		*71 - 136*	*12/03/20 22:56*	*12/14/20 15:42*	*1*
4-Bromofluorobenzene (Surr)	*99*		*79 - 119*	*12/03/20 22:56*	*12/14/20 15:42*	*1*
Dibromofluoromethane (Surr)	*98*		*78 - 119*	*12/03/20 22:56*	*12/14/20 15:42*	*1*

Method: 8015D GRO - Gasoline Range Organics (GRO)

Client Sample ID: TB-S10A-021220-01 — **Lab Sample ID: 280-143381-1**
Date Collected: 12/02/20 12:00 — **Matrix: Water**
Date Received: 12/03/20 10:30

Analyte	Result	Qualifier	LOQ	LOD	DL	Unit	D	Analyzed	Dil Fac
Gasoline Range Organics (GRO)-C6-C10	25	U	25	25	10	ug/L		12/10/20 05:02	1

Surrogate	*%Recovery*	*Qualifier*	*Limits*	*Prepared*	*Analyzed*	*Dil Fac*
a,a,a-Trifluorotoluene	*91*		*82 - 110*		*12/10/20 05:02*	*1*

Client Sample ID: P-S10A-021220-390 — **Lab Sample ID: 280-143381-3**
Date Collected: 12/02/20 10:15 — **Matrix: Solid**
Date Received: 12/03/20 10:30 — **Percent Solids: 99.6**

Analyte	Result	Qualifier	LOQ	LOD	DL	Unit	D	Analyzed	Dil Fac
Gasoline Range Organics (GRO)-C6-C10	**1.5**	**J**	1.9	1.9	0.72	mg/Kg	☼	12/05/20 08:49	1

Surrogate	*%Recovery*	*Qualifier*	*Limits*	*Prepared*	*Analyzed*	*Dil Fac*
a,a,a-Trifluorotoluene (Surr)	*90*		*77 - 123*	*12/04/20 01:42*	*12/05/20 08:49*	*1*

Method: 8015D DRO - Diesel Range Organics (DRO) (GC)

Client Sample ID: P-S10A-021220-390 — **Lab Sample ID: 280-143381-3**
Date Collected: 12/02/20 10:15 — **Matrix: Solid**
Date Received: 12/03/20 10:30 — **Percent Solids: 99.6**

Analyte	Result	Qualifier	LOQ	LOD	DL	Unit	D	Analyzed	Dil Fac
Diesel Range Organics [C10-C28]	7.9	U	7.9	7.9	3.6	mg/Kg	☼	12/11/20 06:48	1
Motor Oil (C20-C38)	23	U	24	23	7.7	mg/Kg	☼	12/11/20 06:48	1

Surrogate	*%Recovery*	*Qualifier*	*Limits*	*Prepared*	*Analyzed*	*Dil Fac*
o-Terphenyl (Surr)	*67*		*45 - 130*	*12/04/20 15:12*	*12/11/20 06:48*	*1*
n-Octacosane	*87*		*25 - 162*	*12/04/20 15:12*	*12/11/20 06:48*	*1*

General Chemistry

Client Sample ID: V-S10A-021220-390 — **Lab Sample ID: 280-143381-2**
Date Collected: 12/02/20 10:15 — **Matrix: Solid**
Date Received: 12/03/20 10:30 — **Percent Solids: 99.9**

Analyte	Result	Qualifier	LOQ	LOD	DL	Unit	D	Analyzed	Dil Fac
Percent Moisture	**0.06**		0.1	0.05	0.1	%		12/09/20 13:50	1

Client Sample ID: P-S10A-021220-390 — **Lab Sample ID: 280-143381-3**
Date Collected: 12/02/20 10:15 — **Matrix: Solid**
Date Received: 12/03/20 10:30 — **Percent Solids: 99.6**

Analyte	Result	Qualifier	LOQ	LOD	DL	Unit	D	Analyzed	Dil Fac
Percent Moisture	**0.4**		0.1	0.05	0.1	%		12/04/20 12:34	1

Surrogate Summary

Client: EA Engineering, Science, and Technology
Project/Site: Kirtland AFB Vadose Zone Coring

Job ID: 280-143381-1

Method: 8260B - Volatile Organic Compounds (GC/MS)

Matrix: Solid **Prep Type: Total/NA**

		Percent Surrogate Recovery (Acceptance Limits)			
		TOL	DCA	BFB	DBFM
Lab Sample ID	Client Sample ID	(85-116)	(71-136)	(79-119)	(78-119)
280-143381-2	V-S10A-021220-390	98	103	99	98
LCS 280-519174/1-A	Lab Control Sample	99	103	100	102
LCSD 280-519174/3-A	Lab Control Sample Dup	99	100	102	101
MB 280-519174/5-A	Method Blank	98	101	102	100

Surrogate Legend

TOL = Toluene-d8 (Surr)
DCA = 1,2-Dichloroethane-d4 (Surr)
BFB = 4-Bromofluorobenzene (Surr)
DBFM = Dibromofluoromethane (Surr)

Method: 8260B - Volatile Organic Compounds (GC/MS)

Matrix: Water **Prep Type: Total/NA**

		Percent Surrogate Recovery (Acceptance Limits)			
		TOL	DCA	BFB	DBFM
Lab Sample ID	Client Sample ID	(89-112)	(81-118)	(85-114)	(80-119)
280-143381-1	TB-S10A-021220-01	99	102	102	104
LCS 280-520648/4	Lab Control Sample	98	103	103	102
LCSD 280-520648/5	Lab Control Sample Dup	100	100	101	99
MB 280-520648/9	Method Blank	101	102	98	100

Surrogate Legend

TOL = Toluene-d8 (Surr)
DCA = 1,2-Dichloroethane-d4 (Surr)
BFB = 4-Bromofluorobenzene (Surr)
DBFM = Dibromofluoromethane (Surr)

Method: 8015D GRO - Gasoline Range Organics (GRO)

Matrix: Solid **Prep Type: Total/NA**

		Percent Surrogate Recovery (Acceptance Limits)
		TFT1
Lab Sample ID	Client Sample ID	(77-123)
280-143381-3	P-S10A-021220-390	90
LCS 280-518214/3-A	Lab Control Sample	101
LCSD 280-518214/5-A	Lab Control Sample Dup	100
MB 280-519895/3-A	Method Blank	96

Surrogate Legend

TFT = a,a,a-Trifluorotoluene (Surr)

Method: 8015D GRO - Gasoline Range Organics (GRO)

Matrix: Water **Prep Type: Total/NA**

		Percent Surrogate Recovery (Acceptance Limits)
		TFT1
Lab Sample ID	Client Sample ID	(82-110)
280-143381-1	TB-S10A-021220-01	91
LCS 280-519873/3	Lab Control Sample	84
LCSD 280-519873/4	Lab Control Sample Dup	82
MB 280-519873/5	Method Blank	87

Surrogate Summary

Client: EA Engineering, Science, and Technology
Project/Site: Kirtland AFB Vadose Zone Coring

Job ID: 280-143381-1

Surrogate Legend

TFT = a,a,a-Trifluorotoluene

Method: 8015D DRO - Diesel Range Organics (DRO) (GC)

Matrix: Solid **Prep Type: Total/NA**

		Percent Surrogate Recovery (Acceptance Limits)									
Lab Sample ID	**Client Sample ID**	**OTPH1 (45-130)**	**OTCN1 (25-162)**								
280-143381-3	P-S10A-021220-390	67	87								
280-143381-3 MS	P-S10A-021220-390	71	73								
280-143381-3 MS	P-S10A-021220-390	69	102								
280-143381-3 MSD	P-S10A-021220-390	86	88								
280-143381-3 MSD	P-S10A-021220-390	68	100								
LCS 280-519242/2-A	Lab Control Sample	90	93								
LCS 280-519242/3-A	Lab Control Sample	80	115								
MB 280-519242/1-A	Method Blank	73	95								

Surrogate Legend

OTPH = o-Terphenyl (Surr)

OTCN = n-Octacosane

Method: 8260B - Volatile Organic Compounds (GC/MS)

Lab Sample ID: MB 280-519174/5-A
Matrix: Solid
Analysis Batch: 520534

Client Sample ID: Method Blank
Prep Type: Total/NA
Prep Batch: 519174

Analyte	MB Result	MB Qualifier	LOQ	LOD	DL	Unit	D	Analyzed	Dil Fac
Acetone	72	U	72	72	36	ug/Kg		12/14/20 12:11	1
Benzene	0.40	U	5.0	0.40	0.15	ug/Kg		12/14/20 12:11	1
Bromobenzene	1.6	U	5.0	1.6	0.49	ug/Kg		12/14/20 12:11	1
Bromochloromethane	5.0	U	5.0	5.0	2.5	ug/Kg		12/14/20 12:11	1
Bromodichloromethane	5.0	U	5.0	5.0	2.1	ug/Kg		12/14/20 12:11	1
Bromoform	5.1	U	5.1	5.1	2.6	ug/Kg		12/14/20 12:11	1
Bromomethane	3.2	U	10	3.2	1.4	ug/Kg		12/14/20 12:11	1
2-Butanone (MEK)	8.99	J	20	13	3.9	ug/Kg		12/14/20 12:11	1
n-Butylbenzene	1.6	U	5.0	1.6	0.56	ug/Kg		12/14/20 12:11	1
sec-Butylbenzene	1.6	U	5.0	1.6	0.77	ug/Kg		12/14/20 12:11	1
tert-Butylbenzene	1.6	U	5.0	1.6	0.50	ug/Kg		12/14/20 12:11	1
Carbon disulfide	5.0	U	5.0	5.0	1.7	ug/Kg		12/14/20 12:11	1
Carbon tetrachloride	5.0	U	5.0	5.0	2.0	ug/Kg		12/14/20 12:11	1
Chlorobenzene	5.0	U	5.0	5.0	2.1	ug/Kg		12/14/20 12:11	1
Chloroethane	6.4	U	10	6.4	2.0	ug/Kg		12/14/20 12:11	1
Chloroform	0.80	U	10	0.80	0.29	ug/Kg		12/14/20 12:11	1
Chloromethane	1.6	U	10	1.6	0.77	ug/Kg		12/14/20 12:11	1
4-Chlorotoluene	0.80	U	5.0	0.80	0.36	ug/Kg		12/14/20 12:11	1
Dibromochloromethane	5.0	U	5.0	5.0	2.3	ug/Kg		12/14/20 12:11	1
1,2-Dibromo-3-Chloropropane	10	U	10	10	3.7	ug/Kg		12/14/20 12:11	1
Dichlorodifluoromethane	6.4	U	10	6.4	2.7	ug/Kg		12/14/20 12:11	1
Dibromomethane	0.80	U	5.0	0.80	0.32	ug/Kg		12/14/20 12:11	1
Ethylene Dibromide	1.6	U	5.0	1.6	0.52	ug/Kg		12/14/20 12:11	1
1,2-Dichlorobenzene	5.0	U	5.0	5.0	1.9	ug/Kg		12/14/20 12:11	1
1,3-Dichlorobenzene	1.6	U	5.0	1.6	0.48	ug/Kg		12/14/20 12:11	1
1,4-Dichlorobenzene	0.80	U M	5.0	0.80	0.25	ug/Kg		12/14/20 12:11	1
1,1-Dichloroethane	0.80	U	5.0	0.80	0.21	ug/Kg		12/14/20 12:11	1
1,2-Dichloroethane	1.6	U	5.0	1.6	0.70	ug/Kg		12/14/20 12:11	1
1,1-Dichloroethene	1.6	U	5.0	1.6	0.59	ug/Kg		12/14/20 12:11	1
1,2-Dichloroethene, Total	1.6	U	5.0	1.6	0.39	ug/Kg		12/14/20 12:11	1
cis-1,2-Dichloroethene	0.80	U	5.0	0.80	0.20	ug/Kg		12/14/20 12:11	1
trans-1,2-Dichloroethene	0.80	U	5.0	0.80	0.39	ug/Kg		12/14/20 12:11	1
1,2-Dichloropropane	1.6	U M	5.0	1.6	0.55	ug/Kg		12/14/20 12:11	1
1,3-Dichloropropane	0.40	U	5.0	0.40	0.17	ug/Kg		12/14/20 12:11	1
2,2-Dichloropropane	1.6	U	5.0	1.6	0.44	ug/Kg		12/14/20 12:11	1
1,1-Dichloropropene	0.40	U	5.0	0.40	0.16	ug/Kg		12/14/20 12:11	1
cis-1,3-Dichloropropene	0.40	U	5.0	0.40	0.10	ug/Kg		12/14/20 12:11	1
trans-1,3-Dichloropropene	0.20	U	5.0	0.20	0.083	ug/Kg		12/14/20 12:11	1
Ethylbenzene	0.80	U	5.0	0.80	0.31	ug/Kg		12/14/20 12:11	1
2-Hexanone	13	U	20	13	4.9	ug/Kg		12/14/20 12:11	1
Hexachlorobutadiene	5.0	U	5.0	5.0	2.2	ug/Kg		12/14/20 12:11	1
Isopropylbenzene	5.0	U	5.0	5.0	2.4	ug/Kg		12/14/20 12:11	1
4-Isopropyltoluene	3.2	U	5.0	3.2	1.1	ug/Kg		12/14/20 12:11	1
Methylene Chloride	3.2	U	5.0	3.2	1.6	ug/Kg		12/14/20 12:11	1
4-Methyl-2-pentanone (MIBK)	13	U	20	13	4.4	ug/Kg		12/14/20 12:11	1
Methyl tert-butyl ether	6.4	U	20	6.4	2.1	ug/Kg		12/14/20 12:11	1
Naphthalene	6.7	U	6.7	6.7	3.3	ug/Kg		12/14/20 12:11	1
N-Propylbenzene	1.6	U	5.0	1.6	0.58	ug/Kg		12/14/20 12:11	1

Method: 8260B - Volatile Organic Compounds (GC/MS) (Continued)

Lab Sample ID: MB 280-519174/5-A
Matrix: Solid
Analysis Batch: 520534

Client Sample ID: Method Blank
Prep Type: Total/NA
Prep Batch: 519174

Analyte	MB Result	MB Qualifier	LOQ	LOD	DL	Unit	D	Analyzed	Dil Fac
Styrene	0.80	U	5.0	0.80	0.28	ug/Kg		12/14/20 12:11	1
1,1,1,2-Tetrachloroethane	5.0	U	5.0	5.0	2.2	ug/Kg		12/14/20 12:11	1
1,1,2,2-Tetrachloroethane	0.80	U	5.0	0.80	0.29	ug/Kg		12/14/20 12:11	1
Tetrachloroethene	5.0	U	5.0	5.0	1.9	ug/Kg		12/14/20 12:11	1
Toluene	0.80	U	5.0	0.80	0.23	ug/Kg		12/14/20 12:11	1
1,2,3-Trichlorobenzene	3.2	U	5.0	3.2	0.81	ug/Kg		12/14/20 12:11	1
1,1,1-Trichloroethane	5.0	U	5.0	5.0	2.0	ug/Kg		12/14/20 12:11	1
1,1,2-Trichloroethane	3.2	U	5.0	3.2	0.88	ug/Kg		12/14/20 12:11	1
Trichloroethene	5.0	U	5.0	5.0	1.9	ug/Kg		12/14/20 12:11	1
Trichlorofluoromethane	10	U	10	10	3.2	ug/Kg		12/14/20 12:11	1
1,2,4-Trichlorobenzene	1.6	U	5.0	1.6	0.73	ug/Kg		12/14/20 12:11	1
1,2,3-Trichloropropane	0.80	U	5.0	0.80	0.22	ug/Kg		12/14/20 12:11	1
1,2,4-Trimethylbenzene	5.0	U	5.0	5.0	2.3	ug/Kg		12/14/20 12:11	1
1,3,5-Trimethylbenzene	5.0	U	5.0	5.0	2.4	ug/Kg		12/14/20 12:11	1
Vinyl chloride	3.2	U	5.0	3.2	1.3	ug/Kg		12/14/20 12:11	1
o-Xylene	0.80	U	5.0	0.80	0.27	ug/Kg		12/14/20 12:11	1
m-Xylene & p-Xylene	3.2	U	3.2	3.2	1.0	ug/Kg		12/14/20 12:11	1
2-Chlorotoluene	1.6	U	5.0	1.6	0.51	ug/Kg		12/14/20 12:11	1

Surrogate	*MB %Recovery*	*MB Qualifier*	*Limits*	*Prepared*	*Analyzed*	*Dil Fac*
Toluene-d8 (Surr)	*98*		*85 - 116*	*12/03/20 22:56*	*12/14/20 12:11*	*1*
1,2-Dichloroethane-d4 (Surr)	*101*		*71 - 136*	*12/03/20 22:56*	*12/14/20 12:11*	*1*
4-Bromofluorobenzene (Surr)	*102*		*79 - 119*	*12/03/20 22:56*	*12/14/20 12:11*	*1*
Dibromofluoromethane (Surr)	*100*		*78 - 119*	*12/03/20 22:56*	*12/14/20 12:11*	*1*

Lab Sample ID: LCS 280-519174/1-A
Matrix: Solid
Analysis Batch: 520534

Client Sample ID: Lab Control Sample
Prep Type: Total/NA
Prep Batch: 519174

Analyte	Spike Added	LCS Result	LCS Qualifier	Unit	D	%Rec	%Rec. Limits
Acetone	200	243		ug/Kg		121	36 - 164
Benzene	50.0	46.5		ug/Kg		93	77 - 121
Bromobenzene	50.0	47.5		ug/Kg		95	78 - 121
Bromochloromethane	50.0	47.2		ug/Kg		94	78 - 125
Bromodichloromethane	50.0	46.9		ug/Kg		94	75 - 127
Bromoform	50.0	45.3		ug/Kg		91	67 - 132
Bromomethane	50.0	50.4		ug/Kg		101	53 - 143
2-Butanone (MEK)	200	186		ug/Kg		93	51 - 148
n-Butylbenzene	50.0	48.4		ug/Kg		97	70 - 128
sec-Butylbenzene	50.0	47.8		ug/Kg		96	73 - 126
tert-Butylbenzene	50.0	47.5		ug/Kg		95	73 - 125
Carbon disulfide	50.0	48.8		ug/Kg		98	63 - 132
Carbon tetrachloride	50.0	47.3		ug/Kg		95	70 - 135
Chlorobenzene	50.0	46.5		ug/Kg		93	79 - 120
Chloroethane	50.0	54.9		ug/Kg		110	59 - 139
Chloroform	50.0	44.7		ug/Kg		89	78 - 123
Chloromethane	50.0	40.2		ug/Kg		80	50 - 136
4-Chlorotoluene	50.0	46.7		ug/Kg		93	72 - 124

Method: 8260B - Volatile Organic Compounds (GC/MS) (Continued)

Lab Sample ID: LCS 280-519174/1-A
Matrix: Solid
Analysis Batch: 520534

Client Sample ID: Lab Control Sample
Prep Type: Total/NA
Prep Batch: 519174

Analyte	Spike Added	LCS Result	LCS Qualifier	Unit	D	%Rec	%Rec. Limits
Dibromochloromethane	50.0	45.8		ug/Kg		92	74 - 126
1,2-Dibromo-3-Chloropropane	50.0	41.0		ug/Kg		82	61 - 132
Dichlorodifluoromethane	50.0	39.6		ug/Kg		79	29 - 149
Dibromomethane	50.0	46.5		ug/Kg		93	78 - 125
Ethylene Dibromide	50.0	46.0		ug/Kg		92	78 - 122
1,2-Dichlorobenzene	50.0	46.4		ug/Kg		93	78 - 121
1,3-Dichlorobenzene	50.0	46.7		ug/Kg		93	77 - 121
1,4-Dichlorobenzene	50.0	46.4		ug/Kg		93	75 - 120
1,1-Dichloroethane	50.0	47.7		ug/Kg		95	76 - 125
1,2-Dichloroethane	50.0	44.5		ug/Kg		89	73 - 128
1,1-Dichloroethene	50.0	48.9		ug/Kg		98	70 - 131
cis-1,2-Dichloroethene	50.0	49.0		ug/Kg		98	77 - 123
trans-1,2-Dichloroethene	50.0	49.1		ug/Kg		98	74 - 125
1,2-Dichloropropane	50.0	43.4		ug/Kg		87	76 - 123
1,3-Dichloropropane	50.0	47.6		ug/Kg		95	77 - 121
2,2-Dichloropropane	50.0	51.0		ug/Kg		102	67 - 133
1,1-Dichloropropene	50.0	47.3		ug/Kg		95	76 - 125
cis-1,3-Dichloropropene	50.0	48.6		ug/Kg		97	74 - 126
trans-1,3-Dichloropropene	50.0	47.4		ug/Kg		95	71 - 130
Ethylbenzene	50.0	47.2		ug/Kg		94	76 - 122
2-Hexanone	200	191		ug/Kg		95	53 - 145
Hexachlorobutadiene	50.0	48.5		ug/Kg		97	61 - 135
Isopropylbenzene	50.0	46.4		ug/Kg		93	68 - 134
4-Isopropyltoluene	50.0	47.1		ug/Kg		94	73 - 127
Methylene Chloride	50.0	46.6		ug/Kg		93	70 - 128
4-Methyl-2-pentanone (MIBK)	200	202		ug/Kg		101	65 - 135
Methyl tert-butyl ether	50.0	47.4		ug/Kg		95	73 - 125
Naphthalene	50.0	46.5		ug/Kg		93	62 - 129
N-Propylbenzene	50.0	49.5		ug/Kg		99	73 - 125
Styrene	50.0	48.5		ug/Kg		97	76 - 124
1,1,1,2-Tetrachloroethane	50.0	48.1		ug/Kg		96	78 - 125
1,1,2,2-Tetrachloroethane	50.0	44.7		ug/Kg		89	70 - 124
Tetrachloroethene	50.0	46.4		ug/Kg		93	73 - 128
Toluene	50.0	46.4		ug/Kg		93	77 - 121
1,2,3-Trichlorobenzene	50.0	47.7		ug/Kg		95	66 - 130
1,1,1-Trichloroethane	50.0	48.5		ug/Kg		97	73 - 130
1,1,2-Trichloroethane	50.0	48.1		ug/Kg		96	78 - 121
Trichloroethene	50.0	45.5		ug/Kg		91	77 - 123
Trichlorofluoromethane	50.0	56.0		ug/Kg		112	62 - 140
1,2,4-Trichlorobenzene	50.0	47.3		ug/Kg		95	67 - 129
1,2,3-Trichloropropane	50.0	46.3		ug/Kg		93	73 - 125
1,2,4-Trimethylbenzene	50.0	47.6		ug/Kg		95	75 - 123
1,3,5-Trimethylbenzene	50.0	47.4		ug/Kg		95	73 - 124
Vinyl chloride	50.0	50.0		ug/Kg		100	56 - 135
o-Xylene	50.0	46.4		ug/Kg		93	77 - 123
m-Xylene & p-Xylene	50.0	45.8		ug/Kg		92	77 - 124
2-Chlorotoluene	50.0	46.6		ug/Kg		93	75 - 122

Method: 8260B - Volatile Organic Compounds (GC/MS) (Continued)

Lab Sample ID: LCS 280-519174/1-A
Matrix: Solid
Analysis Batch: 520534

Client Sample ID: Lab Control Sample
Prep Type: Total/NA
Prep Batch: 519174

Surrogate	*LCS %Recovery*	*LCS Qualifier*	*Limits*
Toluene-d8 (Surr)	*99*		*85 - 116*
1,2-Dichloroethane-d4 (Surr)	*103*		*71 - 136*
4-Bromofluorobenzene (Surr)	*100*		*79 - 119*
Dibromofluoromethane (Surr)	*102*		*78 - 119*

Lab Sample ID: LCSD 280-519174/3-A
Matrix: Solid
Analysis Batch: 520534

Client Sample ID: Lab Control Sample Dup
Prep Type: Total/NA
Prep Batch: 519174

Analyte	Spike Added	LCSD Result	LCSD Qualifier	Unit	D	%Rec	%Rec. Limits	RPD	RPD Limit
Acetone	200	268		ug/Kg		134	36 - 164	10	20
Benzene	50.0	49.6		ug/Kg		99	77 - 121	6	20
Bromobenzene	50.0	51.5		ug/Kg		103	78 - 121	8	20
Bromochloromethane	50.0	51.9		ug/Kg		104	78 - 125	9	20
Bromodichloromethane	50.0	49.8		ug/Kg		100	75 - 127	6	20
Bromoform	50.0	50.3		ug/Kg		101	67 - 132	10	20
Bromomethane	50.0	51.9		ug/Kg		104	53 - 143	3	20
2-Butanone (MEK)	200	201		ug/Kg		100	51 - 148	8	20
n-Butylbenzene	50.0	50.3		ug/Kg		101	70 - 128	4	20
sec-Butylbenzene	50.0	50.5		ug/Kg		101	73 - 126	5	20
tert-Butylbenzene	50.0	50.6		ug/Kg		101	73 - 125	6	20
Carbon disulfide	50.0	51.7		ug/Kg		103	63 - 132	6	20
Carbon tetrachloride	50.0	49.3		ug/Kg		99	70 - 135	4	20
Chlorobenzene	50.0	49.2		ug/Kg		98	79 - 120	6	20
Chloroethane	50.0	55.5		ug/Kg		111	59 - 139	1	20
Chloroform	50.0	48.7		ug/Kg		97	78 - 123	8	20
Chloromethane	50.0	42.7		ug/Kg		85	50 - 136	6	20
4-Chlorotoluene	50.0	49.1		ug/Kg		98	72 - 124	5	20
Dibromochloromethane	50.0	49.0		ug/Kg		98	74 - 126	7	20
1,2-Dibromo-3-Chloropropane	50.0	45.4		ug/Kg		91	61 - 132	10	20
Dichlorodifluoromethane	50.0	41.0		ug/Kg		82	29 - 149	4	20
Dibromomethane	50.0	50.5		ug/Kg		101	78 - 125	8	20
Ethylene Dibromide	50.0	50.1		ug/Kg		100	78 - 122	9	20
1,2-Dichlorobenzene	50.0	49.2		ug/Kg		98	78 - 121	6	20
1,3-Dichlorobenzene	50.0	50.3		ug/Kg		101	77 - 121	7	20
1,4-Dichlorobenzene	50.0	49.3		ug/Kg		99	75 - 120	6	20
1,1-Dichloroethane	50.0	50.2		ug/Kg		100	76 - 125	5	20
1,2-Dichloroethane	50.0	47.7		ug/Kg		95	73 - 128	7	20
1,1-Dichloroethene	50.0	52.0		ug/Kg		104	70 - 131	6	20
cis-1,2-Dichloroethene	50.0	52.3		ug/Kg		105	77 - 123	7	20
trans-1,2-Dichloroethene	50.0	52.3		ug/Kg		105	74 - 125	6	20
1,2-Dichloropropane	50.0	46.8		ug/Kg		94	76 - 123	8	20
1,3-Dichloropropane	50.0	51.5		ug/Kg		103	77 - 121	8	20
2,2-Dichloropropane	50.0	52.7		ug/Kg		105	67 - 133	3	20
1,1-Dichloropropene	50.0	49.8		ug/Kg		100	76 - 125	5	20
cis-1,3-Dichloropropene	50.0	52.0		ug/Kg		104	74 - 126	7	20
trans-1,3-Dichloropropene	50.0	50.2		ug/Kg		100	71 - 130	6	20
Ethylbenzene	50.0	51.1		ug/Kg		102	76 - 122	8	20

Method: 8260B - Volatile Organic Compounds (GC/MS) (Continued)

Lab Sample ID: LCSD 280-519174/3-A
Matrix: Solid
Analysis Batch: 520534

Client Sample ID: Lab Control Sample Dup
Prep Type: Total/NA
Prep Batch: 519174

Analyte	Spike Added	LCSD Result	LCSD Qualifier	Unit	D	%Rec	%Rec. Limits	RPD	RPD Limit
2-Hexanone	200	210		ug/Kg		105	53 - 145	10	20
Hexachlorobutadiene	50.0	50.6		ug/Kg		101	61 - 135	4	20
Isopropylbenzene	50.0	50.1		ug/Kg		100	68 - 134	8	20
4-Isopropyltoluene	50.0	50.3		ug/Kg		101	73 - 127	7	20
Methylene Chloride	50.0	49.7		ug/Kg		99	70 - 128	7	20
4-Methyl-2-pentanone (MIBK)	200	221		ug/Kg		110	65 - 135	9	20
Methyl tert-butyl ether	50.0	50.5		ug/Kg		101	73 - 125	6	20
Naphthalene	50.0	51.0		ug/Kg		102	62 - 129	9	20
N-Propylbenzene	50.0	52.2		ug/Kg		104	73 - 125	5	20
Styrene	50.0	51.6		ug/Kg		103	76 - 124	6	20
1,1,1,2-Tetrachloroethane	50.0	52.4		ug/Kg		105	78 - 125	8	20
1,1,2,2-Tetrachloroethane	50.0	49.2		ug/Kg		98	70 - 124	10	20
Tetrachloroethene	50.0	51.0		ug/Kg		102	73 - 128	10	20
Toluene	50.0	48.4		ug/Kg		97	77 - 121	4	20
1,2,3-Trichlorobenzene	50.0	51.1		ug/Kg		102	66 - 130	7	20
1,1,1-Trichloroethane	50.0	51.1		ug/Kg		102	73 - 130	5	20
1,1,2-Trichloroethane	50.0	51.4		ug/Kg		103	78 - 121	7	20
Trichloroethene	50.0	48.3		ug/Kg		97	77 - 123	6	20
Trichlorofluoromethane	50.0	53.6		ug/Kg		107	62 - 140	4	20
1,2,4-Trichlorobenzene	50.0	50.1		ug/Kg		100	67 - 129	6	20
1,2,3-Trichloropropane	50.0	50.2		ug/Kg		100	73 - 125	8	20
1,2,4-Trimethylbenzene	50.0	50.8		ug/Kg		102	75 - 123	6	20
1,3,5-Trimethylbenzene	50.0	50.3		ug/Kg		101	73 - 124	6	20
Vinyl chloride	50.0	52.0		ug/Kg		104	56 - 135	4	20
o-Xylene	50.0	49.4		ug/Kg		99	77 - 123	6	20
m-Xylene & p-Xylene	50.0	49.5		ug/Kg		99	77 - 124	8	20
2-Chlorotoluene	50.0	49.2		ug/Kg		98	75 - 122	6	20

Surrogate	*LCSD %Recovery*	*LCSD Qualifier*	*Limits*
Toluene-d8 (Surr)	*99*		*85 - 116*
1,2-Dichloroethane-d4 (Surr)	*100*		*71 - 136*
4-Bromofluorobenzene (Surr)	*102*		*79 - 119*
Dibromofluoromethane (Surr)	*101*		*78 - 119*

Lab Sample ID: MB 280-520648/9
Matrix: Water
Analysis Batch: 520648

Client Sample ID: Method Blank
Prep Type: Total/NA

Analyte	MB Result	MB Qualifier	LOQ	LOD	DL	Unit	D	Analyzed	Dil Fac
Acetone	6.4	U	10	6.4	1.9	ug/L		12/16/20 12:16	1
Benzene	0.40	U	1.0	0.40	0.16	ug/L		12/16/20 12:16	1
Bromobenzene	0.40	U	1.0	0.40	0.17	ug/L		12/16/20 12:16	1
Bromochloromethane	0.20	U	1.0	0.20	0.10	ug/L		12/16/20 12:16	1
Bromodichloromethane	0.40	U	1.0	0.40	0.17	ug/L		12/16/20 12:16	1
Bromoform	1.0	U	1.0	1.0	0.46	ug/L		12/16/20 12:16	1
Bromomethane	0.80	U	2.0	0.80	0.21	ug/L		12/16/20 12:16	1
2-Butanone (MEK)	4.0	U	6.0	4.0	2.0	ug/L		12/16/20 12:16	1
n-Butylbenzene	0.80	U	1.0	0.80	0.14	ug/L		12/16/20 12:16	1

Method: 8260B - Volatile Organic Compounds (GC/MS) (Continued)

Lab Sample ID: MB 280-520648/9
Matrix: Water
Analysis Batch: 520648

Client Sample ID: Method Blank
Prep Type: Total/NA

Analyte	MB Result	MB Qualifier	LOQ	LOD	DL	Unit	D	Analyzed	Dil Fac
sec-Butylbenzene	0.40	U	1.0	0.40	0.17	ug/L		12/16/20 12:16	1
tert-Butylbenzene	0.40	U	1.0	0.40	0.16	ug/L		12/16/20 12:16	1
Carbon disulfide	0.80	U	2.0	0.80	0.17	ug/L		12/16/20 12:16	1
Carbon tetrachloride	0.40	U	2.0	0.40	0.19	ug/L		12/16/20 12:16	1
Chlorobenzene	0.40	U	1.0	0.40	0.17	ug/L		12/16/20 12:16	1
Chloroethane	1.6	U	2.0	1.6	0.41	ug/L		12/16/20 12:16	1
Chloroform	0.40	U	1.0	0.40	0.16	ug/L		12/16/20 12:16	1
Chloromethane	0.80	U	2.0	0.80	0.30	ug/L		12/16/20 12:16	1
4-Chlorotoluene	0.80	U	1.0	0.80	0.21	ug/L		12/16/20 12:16	1
Dibromochloromethane	0.40	U	1.0	0.40	0.17	ug/L		12/16/20 12:16	1
1,2-Dibromo-3-Chloropropane	1.6	U	5.0	1.6	0.47	ug/L		12/16/20 12:16	1
Dichlorodifluoromethane	0.80	U	2.0	0.80	0.31	ug/L		12/16/20 12:16	1
Dibromomethane	0.40	U	1.0	0.40	0.17	ug/L		12/16/20 12:16	1
Ethylene Dibromide	0.40	U	1.0	0.40	0.18	ug/L		12/16/20 12:16	1
1,2-Dichlorobenzene	0.40	U	1.0	0.40	0.15	ug/L		12/16/20 12:16	1
1,3-Dichlorobenzene	0.40	U	1.0	0.40	0.13	ug/L		12/16/20 12:16	1
1,4-Dichlorobenzene	0.40	U	1.0	0.40	0.16	ug/L		12/16/20 12:16	1
1,1-Dichloroethane	0.80	U	1.0	0.80	0.22	ug/L		12/16/20 12:16	1
1,2-Dichloroethane	0.40	U	1.0	0.40	0.13	ug/L		12/16/20 12:16	1
1,1-Dichloroethene	0.80	U	1.0	0.80	0.23	ug/L		12/16/20 12:16	1
1,2-Dichloroethene, Total	0.40	U	1.0	0.40	0.15	ug/L		12/16/20 12:16	1
cis-1,2-Dichloroethene	0.40	U	1.0	0.40	0.15	ug/L		12/16/20 12:16	1
trans-1,2-Dichloroethene	0.40	U	1.0	0.40	0.15	ug/L		12/16/20 12:16	1
1,2-Dichloropropane	0.40	U	1.0	0.40	0.18	ug/L		12/16/20 12:16	1
1,3-Dichloropropane	0.20	U	1.0	0.20	0.090	ug/L		12/16/20 12:16	1
2,2-Dichloropropane	0.80	U	1.0	0.80	0.38	ug/L		12/16/20 12:16	1
1,1-Dichloropropene	0.40	U	1.0	0.40	0.19	ug/L		12/16/20 12:16	1
cis-1,3-Dichloropropene	0.40	U	1.0	0.40	0.16	ug/L		12/16/20 12:16	1
trans-1,3-Dichloropropene	0.40	U	1.0	0.40	0.19	ug/L		12/16/20 12:16	1
Ethylbenzene	0.40	U	1.0	0.40	0.16	ug/L		12/16/20 12:16	1
2-Hexanone	4.0	U	5.0	4.0	1.7	ug/L		12/16/20 12:16	1
Hexachlorobutadiene	0.80	U	1.0	0.80	0.36	ug/L		12/16/20 12:16	1
Isopropylbenzene	0.40	U	1.0	0.40	0.19	ug/L		12/16/20 12:16	1
4-Isopropyltoluene	0.40	U	1.0	0.40	0.20	ug/L		12/16/20 12:16	1
Methylene Chloride	2.0	U	5.0	2.0	0.94	ug/L		12/16/20 12:16	1
4-Methyl-2-pentanone (MIBK)	3.2	U	5.0	3.2	0.98	ug/L		12/16/20 12:16	1
Methyl tert-butyl ether	0.80	U	5.0	0.80	0.25	ug/L		12/16/20 12:16	1
Naphthalene	0.80	U	1.0	0.80	0.22	ug/L		12/16/20 12:16	1
N-Propylbenzene	0.40	U	1.0	0.40	0.16	ug/L		12/16/20 12:16	1
Styrene	0.80	U	1.0	0.80	0.36	ug/L		12/16/20 12:16	1
1,1,1,2-Tetrachloroethane	0.80	U	1.0	0.80	0.21	ug/L		12/16/20 12:16	1
1,1,2,2-Tetrachloroethane	0.80	U	1.0	0.80	0.21	ug/L		12/16/20 12:16	1
Tetrachloroethene	0.40	U	1.0	0.40	0.20	ug/L		12/16/20 12:16	1
Toluene	0.40	U	1.0	0.40	0.17	ug/L		12/16/20 12:16	1
1,2,3-Trichlorobenzene	0.80	U	1.0	0.80	0.21	ug/L		12/16/20 12:16	1
1,1,1-Trichloroethane	0.40	U	1.0	0.40	0.16	ug/L		12/16/20 12:16	1
1,1,2-Trichloroethane	0.80	U	1.0	0.80	0.27	ug/L		12/16/20 12:16	1
Trichloroethene	0.40	U	1.0	0.40	0.16	ug/L		12/16/20 12:16	1
Trichlorofluoromethane	0.80	U	2.0	0.80	0.29	ug/L		12/16/20 12:16	1

Method: 8260B - Volatile Organic Compounds (GC/MS) (Continued)

Lab Sample ID: MB 280-520648/9
Matrix: Water
Analysis Batch: 520648

Client Sample ID: Method Blank
Prep Type: Total/NA

Analyte	MB Result	MB Qualifier	LOQ	LOD	DL	Unit	D	Analyzed	Dil Fac
1,2,4-Trichlorobenzene	0.80	U	1.0	0.80	0.21	ug/L		12/16/20 12:16	1
1,2,3-Trichloropropane	0.80	U	3.0	0.80	0.33	ug/L		12/16/20 12:16	1
1,2,4-Trimethylbenzene	0.40	U	1.0	0.40	0.15	ug/L		12/16/20 12:16	1
1,3,5-Trimethylbenzene	0.40	U	1.0	0.40	0.16	ug/L		12/16/20 12:16	1
Vinyl chloride	0.20	U	1.5	0.20	0.10	ug/L		12/16/20 12:16	1
o-Xylene	0.40	U	1.0	0.40	0.19	ug/L		12/16/20 12:16	1
m-Xylene & p-Xylene	0.80	U	2.0	0.80	0.15	ug/L		12/16/20 12:16	1
2-Chlorotoluene	0.40	U	1.0	0.40	0.17	ug/L		12/16/20 12:16	1

Surrogate	*MB %Recovery*	*MB Qualifier*	*Limits*	*Prepared*	*Analyzed*	*Dil Fac*
Toluene-d8 (Surr)	*101*		*89 - 112*		*12/16/20 12:16*	*1*
1,2-Dichloroethane-d4 (Surr)	*102*		*81 - 118*		*12/16/20 12:16*	*1*
4-Bromofluorobenzene (Surr)	*98*		*85 - 114*		*12/16/20 12:16*	*1*
Dibromofluoromethane (Surr)	*100*		*80 - 119*		*12/16/20 12:16*	*1*

Lab Sample ID: LCS 280-520648/4
Matrix: Water
Analysis Batch: 520648

Client Sample ID: Lab Control Sample
Prep Type: Total/NA

Analyte	Spike Added	LCS Result	LCS Qualifier	Unit	D	%Rec	%Rec. Limits
Acetone	100	104		ug/L		104	39 - 160
Benzene	25.0	25.5		ug/L		102	79 - 120
Bromobenzene	25.0	26.3		ug/L		105	80 - 120
Bromochloromethane	25.0	26.0		ug/L		104	78 - 123
Bromodichloromethane	25.0	25.5		ug/L		102	79 - 125
Bromoform	25.0	23.0		ug/L		92	66 - 130
Bromomethane	25.0	24.4		ug/L		98	53 - 141
2-Butanone (MEK)	100	91.0		ug/L		91	56 - 143
n-Butylbenzene	25.0	25.7		ug/L		103	75 - 128
sec-Butylbenzene	25.0	24.5		ug/L		98	77 - 126
tert-Butylbenzene	25.0	24.9		ug/L		100	78 - 124
Carbon disulfide	25.0	24.5		ug/L		98	64 - 133
Carbon tetrachloride	25.0	24.3		ug/L		97	72 - 136
Chlorobenzene	25.0	24.8		ug/L		99	82 - 118
Chloroethane	25.0	22.8		ug/L		91	60 - 138
Chloroform	25.0	26.2		ug/L		105	79 - 124
Chloromethane	25.0	19.7		ug/L		79	50 - 139
4-Chlorotoluene	25.0	25.4		ug/L		102	78 - 122
Dibromochloromethane	25.0	24.5		ug/L		98	74 - 126
1,2-Dibromo-3-Chloropropane	25.0	23.2		ug/L		93	62 - 128
Dichlorodifluoromethane	25.0	19.3		ug/L		77	32 - 152
Dibromomethane	25.0	25.8		ug/L		103	79 - 123
Ethylene Dibromide	25.0	25.6		ug/L		102	77 - 121
1,2-Dichlorobenzene	25.0	26.3		ug/L		105	80 - 119
1,3-Dichlorobenzene	25.0	26.2		ug/L		105	80 - 119
1,4-Dichlorobenzene	25.0	25.6		ug/L		102	79 - 118
1,1-Dichloroethane	25.0	24.7		ug/L		99	77 - 125
1,2-Dichloroethane	25.0	26.5		ug/L		106	73 - 128

Method: 8260B - Volatile Organic Compounds (GC/MS) (Continued)

Lab Sample ID: LCS 280-520648/4
Matrix: Water
Analysis Batch: 520648

Client Sample ID: Lab Control Sample
Prep Type: Total/NA

Analyte	Spike Added	LCS Result	LCS Qualifier	Unit	D	%Rec	%Rec. Limits
1,1-Dichloroethene	25.0	26.2		ug/L		105	71 - 131
cis-1,2-Dichloroethene	25.0	25.3		ug/L		101	78 - 123
trans-1,2-Dichloroethene	25.0	25.4		ug/L		102	75 - 124
1,2-Dichloropropane	25.0	25.5		ug/L		102	78 - 122
1,3-Dichloropropane	25.0	26.2		ug/L		105	80 - 119
2,2-Dichloropropane	25.0	27.2		ug/L		109	60 - 139
1,1-Dichloropropene	25.0	24.7		ug/L		99	79 - 125
cis-1,3-Dichloropropene	25.0	27.7		ug/L		111	75 - 124
trans-1,3-Dichloropropene	25.0	27.0		ug/L		108	73 - 127
Ethylbenzene	25.0	25.5		ug/L		102	79 - 121
2-Hexanone	100	101		ug/L		101	57 - 139
Hexachlorobutadiene	25.0	24.7		ug/L		99	66 - 134
Isopropylbenzene	25.0	25.7		ug/L		103	72 - 131
4-Isopropyltoluene	25.0	25.9		ug/L		104	77 - 127
Methylene Chloride	25.0	26.1		ug/L		104	74 - 124
4-Methyl-2-pentanone (MIBK)	100	109		ug/L		109	67 - 130
Methyl tert-butyl ether	25.0	29.2		ug/L		117	71 - 124
Naphthalene	25.0	24.9		ug/L		100	61 - 128
N-Propylbenzene	25.0	25.5		ug/L		102	76 - 126
Styrene	25.0	27.1		ug/L		108	78 - 123
1,1,1,2-Tetrachloroethane	25.0	22.6		ug/L		90	78 - 124
1,1,2,2-Tetrachloroethane	25.0	26.6		ug/L		106	71 - 121
Tetrachloroethene	25.0	22.1		ug/L		88	74 - 129
Toluene	25.0	24.5		ug/L		98	80 - 121
1,2,3-Trichlorobenzene	25.0	25.9		ug/L		104	69 - 129
1,1,1-Trichloroethane	25.0	25.3		ug/L		101	74 - 131
1,1,2-Trichloroethane	25.0	26.2		ug/L		105	80 - 119
Trichloroethene	25.0	24.6		ug/L		98	79 - 123
Trichlorofluoromethane	25.0	20.3		ug/L		81	65 - 141
1,2,4-Trichlorobenzene	25.0	25.2		ug/L		101	69 - 130
1,2,3-Trichloropropane	25.0	24.2		ug/L		97	73 - 122
1,2,4-Trimethylbenzene	25.0	26.5		ug/L		106	76 - 124
1,3,5-Trimethylbenzene	25.0	25.0		ug/L		100	75 - 124
Vinyl chloride	25.0	20.1		ug/L		81	58 - 137
o-Xylene	25.0	26.8		ug/L		107	78 - 122
m-Xylene & p-Xylene	25.0	25.9		ug/L		103	80 - 121
2-Chlorotoluene	25.0	23.9		ug/L		96	79 - 122

Surrogate	*LCS %Recovery*	*LCS Qualifier*	*Limits*
Toluene-d8 (Surr)	*98*		*89 - 112*
1,2-Dichloroethane-d4 (Surr)	*103*		*81 - 118*
4-Bromofluorobenzene (Surr)	*103*		*85 - 114*
Dibromofluoromethane (Surr)	*102*		*80 - 119*

Method: 8260B - Volatile Organic Compounds (GC/MS) (Continued)

Lab Sample ID: LCSD 280-520648/5
Matrix: Water
Analysis Batch: 520648

Client Sample ID: Lab Control Sample Dup
Prep Type: Total/NA

Analyte	Spike Added	LCSD Result	LCSD Qualifier	Unit	D	%Rec	%Rec. Limits	RPD	RPD Limit
Acetone	100	102		ug/L		102	39 - 160	2	20
Benzene	25.0	25.8		ug/L		103	79 - 120	1	20
Bromobenzene	25.0	25.5		ug/L		102	80 - 120	3	20
Bromochloromethane	25.0	24.8		ug/L		99	78 - 123	5	20
Bromodichloromethane	25.0	24.8		ug/L		99	79 - 125	3	20
Bromoform	25.0	21.3		ug/L		85	66 - 130	7	20
Bromomethane	25.0	22.4		ug/L		90	53 - 141	9	20
2-Butanone (MEK)	100	102		ug/L		102	56 - 143	12	20
n-Butylbenzene	25.0	26.5		ug/L		106	75 - 128	3	20
sec-Butylbenzene	25.0	25.2		ug/L		101	77 - 126	3	20
tert-Butylbenzene	25.0	26.5		ug/L		106	78 - 124	6	20
Carbon disulfide	25.0	25.1		ug/L		100	64 - 133	2	20
Carbon tetrachloride	25.0	24.7		ug/L		99	72 - 136	2	20
Chlorobenzene	25.0	25.2		ug/L		101	82 - 118	1	20
Chloroethane	25.0	22.4		ug/L		89	60 - 138	2	20
Chloroform	25.0	25.7		ug/L		103	79 - 124	2	20
Chloromethane	25.0	20.4		ug/L		82	50 - 139	4	20
4-Chlorotoluene	25.0	25.5		ug/L		102	78 - 122	0	20
Dibromochloromethane	25.0	24.8		ug/L		99	74 - 126	1	20
1,2-Dibromo-3-Chloropropane	25.0	22.9		ug/L		91	62 - 128	2	20
Dichlorodifluoromethane	25.0	21.1		ug/L		84	32 - 152	9	20
Dibromomethane	25.0	25.9		ug/L		104	79 - 123	0	20
Ethylene Dibromide	25.0	26.7		ug/L		107	77 - 121	4	20
1,2-Dichlorobenzene	25.0	24.3		ug/L		97	80 - 119	8	20
1,3-Dichlorobenzene	25.0	25.6		ug/L		102	80 - 119	2	20
1,4-Dichlorobenzene	25.0	25.4		ug/L		101	79 - 118	1	20
1,1-Dichloroethane	25.0	25.6		ug/L		102	77 - 125	4	20
1,2-Dichloroethane	25.0	24.5		ug/L		98	73 - 128	8	20
1,1-Dichloroethene	25.0	26.2		ug/L		105	71 - 131	0	20
cis-1,2-Dichloroethene	25.0	26.1		ug/L		105	78 - 123	3	20
trans-1,2-Dichloroethene	25.0	25.6		ug/L		102	75 - 124	1	20
1,2-Dichloropropane	25.0	26.7		ug/L		107	78 - 122	4	20
1,3-Dichloropropane	25.0	26.7		ug/L		107	80 - 119	2	20
2,2-Dichloropropane	25.0	28.5		ug/L		114	60 - 139	5	20
1,1-Dichloropropene	25.0	26.8		ug/L		107	79 - 125	8	20
cis-1,3-Dichloropropene	25.0	26.7		ug/L		107	75 - 124	4	20
trans-1,3-Dichloropropene	25.0	26.4		ug/L		105	73 - 127	2	20
Ethylbenzene	25.0	27.1		ug/L		108	79 - 121	6	20
2-Hexanone	100	115		ug/L		115	57 - 139	14	20
Hexachlorobutadiene	25.0	25.5		ug/L		102	66 - 134	3	20
Isopropylbenzene	25.0	25.4		ug/L		102	72 - 131	1	20
4-Isopropyltoluene	25.0	26.0		ug/L		104	77 - 127	0	20
Methylene Chloride	25.0	24.7		ug/L		99	74 - 124	6	20
4-Methyl-2-pentanone (MIBK)	100	116		ug/L		116	67 - 130	6	20
Methyl tert-butyl ether	25.0	27.6		ug/L		111	71 - 124	6	20
Naphthalene	25.0	24.5		ug/L		98	61 - 128	1	20
N-Propylbenzene	25.0	25.3		ug/L		101	76 - 126	1	20
Styrene	25.0	25.5		ug/L		102	78 - 123	6	20

Method: 8260B - Volatile Organic Compounds (GC/MS) (Continued)

Lab Sample ID: LCSD 280-520648/5
Matrix: Water
Analysis Batch: 520648

Client Sample ID: Lab Control Sample Dup
Prep Type: Total/NA

Analyte			Spike Added	LCSD Result	LCSD Qualifier	Unit	D	%Rec	%Rec. Limits	RPD	RPD Limit
1,1,1,2-Tetrachloroethane			25.0	22.4		ug/L		89	78 - 124	1	20
1,1,2,2-Tetrachloroethane			25.0	27.0		ug/L		108	71 - 121	1	20
Tetrachloroethene			25.0	23.7		ug/L		95	74 - 129	7	20
Toluene			25.0	25.6		ug/L		103	80 - 121	4	20
1,2,3-Trichlorobenzene			25.0	25.0		ug/L		100	69 - 129	4	20
1,1,1-Trichloroethane			25.0	25.4		ug/L		102	74 - 131	1	20
1,1,2-Trichloroethane			25.0	25.9		ug/L		104	80 - 119	1	20
Trichloroethene			25.0	26.9		ug/L		108	79 - 123	9	20
Trichlorofluoromethane			25.0	21.1		ug/L		85	65 - 141	4	20
1,2,4-Trichlorobenzene			25.0	23.8		ug/L		95	69 - 130	6	20
1,2,3-Trichloropropane			25.0	23.8		ug/L		95	73 - 122	2	20
1,2,4-Trimethylbenzene			25.0	25.8		ug/L		103	76 - 124	3	20
1,3,5-Trimethylbenzene			25.0	25.3		ug/L		101	75 - 124	1	20
Vinyl chloride			25.0	21.2		ug/L		85	58 - 137	5	20
o-Xylene			25.0	26.0		ug/L		104	78 - 122	3	20
m-Xylene & p-Xylene			25.0	25.5		ug/L		102	80 - 121	1	20
2-Chlorotoluene			25.0	24.8		ug/L		99	79 - 122	4	20

Surrogate	*LCSD %Recovery*	*LCSD Qualifier*	*Limits*
Toluene-d8 (Surr)	*100*		*89 - 112*
1,2-Dichloroethane-d4 (Surr)	*100*		*81 - 118*
4-Bromofluorobenzene (Surr)	*101*		*85 - 114*
Dibromofluoromethane (Surr)	*99*		*80 - 119*

Method: 8015D GRO - Gasoline Range Organics (GRO)

Lab Sample ID: LCS 280-518214/3-A
Matrix: Solid
Analysis Batch: 519308

Client Sample ID: Lab Control Sample
Prep Type: Total/NA
Prep Batch: 518214

Analyte			Spike Added	LCS Result	LCS Qualifier	Unit	D	%Rec	%Rec. Limits		
Gasoline Range Organics (GRO)-C6-C10			8.54	7.94		mg/Kg		93	79 - 122		

Surrogate	*LCS %Recovery*	*LCS Qualifier*	*Limits*
a,a,a-Trifluorotoluene (Surr)	*101*		*77 - 123*

Lab Sample ID: LCSD 280-518214/5-A
Matrix: Solid
Analysis Batch: 519308

Client Sample ID: Lab Control Sample Dup
Prep Type: Total/NA
Prep Batch: 518214

Analyte			Spike Added	LCSD Result	LCSD Qualifier	Unit	D	%Rec	%Rec. Limits	RPD	RPD Limit
Gasoline Range Organics (GRO)-C6-C10			8.54	7.86		mg/Kg		92	79 - 122	1	30

Surrogate	*LCSD %Recovery*	*LCSD Qualifier*	*Limits*
a,a,a-Trifluorotoluene (Surr)	*100*		*77 - 123*

Method: 8015D GRO - Gasoline Range Organics (GRO) (Continued)

Lab Sample ID: MB 280-519873/5
Matrix: Water
Analysis Batch: 519873

Client Sample ID: Method Blank
Prep Type: Total/NA

Analyte	MB Result	MB Qualifier	LOQ	LOD	DL	Unit	D	Analyzed	Dil Fac
Gasoline Range Organics (GRO)-C6-C10	25	U	25	25	10	ug/L		12/09/20 21:22	1

Surrogate	*MB %Recovery*	*MB Qualifier*	*Limits*	*Prepared*	*Analyzed*	*Dil Fac*
a,a,a-Trifluorotoluene	*87*		*82 - 110*		*12/09/20 21:22*	*1*

Lab Sample ID: LCS 280-519873/3
Matrix: Water
Analysis Batch: 519873

Client Sample ID: Lab Control Sample
Prep Type: Total/NA

Analyte	Spike Added	LCS Result	LCS Qualifier	Unit	D	%Rec	%Rec. Limits
Gasoline Range Organics (GRO)-C6-C10	76.9	70.7		ug/L		92	78 - 122

Surrogate	*LCS %Recovery*	*LCS Qualifier*	*Limits*
a,a,a-Trifluorotoluene	*84*		*82 - 110*

Lab Sample ID: LCSD 280-519873/4
Matrix: Water
Analysis Batch: 519873

Client Sample ID: Lab Control Sample Dup
Prep Type: Total/NA

Analyte	Spike Added	LCSD Result	LCSD Qualifier	Unit	D	%Rec	%Rec. Limits	RPD	RPD Limit
Gasoline Range Organics (GRO)-C6-C10	76.9	67.3		ug/L		88	78 - 122	5	30

Surrogate	*LCSD %Recovery*	*LCSD Qualifier*	*Limits*
a,a,a-Trifluorotoluene	*82*		*82 - 110*

Lab Sample ID: MB 280-519895/3-A
Matrix: Solid
Analysis Batch: 519308

Client Sample ID: Method Blank
Prep Type: Total/NA
Prep Batch: 519895

Analyte	MB Result	MB Qualifier	LOQ	LOD	DL	Unit	D	Analyzed	Dil Fac
Gasoline Range Organics (GRO)-C6-C10	2.0	U	2.0	2.0	0.76	mg/Kg		12/05/20 01:10	1

Surrogate	*MB %Recovery*	*MB Qualifier*	*Limits*	*Prepared*	*Analyzed*	*Dil Fac*
a,a,a-Trifluorotoluene (Surr)	*96*		*77 - 123*	*12/04/20 01:42*	*12/05/20 01:10*	*1*

Method: 8015D DRO - Diesel Range Organics (DRO) (GC)

Lab Sample ID: MB 280-519242/1-A
Matrix: Solid
Analysis Batch: 520041

Client Sample ID: Method Blank
Prep Type: Total/NA
Prep Batch: 519242

Analyte	MB Result	MB Qualifier	LOQ	LOD	DL	Unit	D	Analyzed	Dil Fac
Diesel Range Organics [C10-C28]	8.0	U	8.0	8.0	3.6	mg/Kg		12/11/20 05:40	1
Motor Oil (C20-C38)	23	U	24	23	7.8	mg/Kg		12/11/20 05:40	1

Method: 8015D DRO - Diesel Range Organics (DRO) (GC) (Continued)

Lab Sample ID: MB 280-519242/1-A — **Client Sample ID: Method Blank**
Matrix: Solid — **Prep Type: Total/NA**
Analysis Batch: 520041 — **Prep Batch: 519242**

Surrogate	MB %Recovery	MB Qualifier	Limits	Prepared	Analyzed	Dil Fac
o-Terphenyl (Surr)	73		45 - 130	12/04/20 15:12	12/11/20 05:40	1
n-Octacosane	95		25 - 162	12/04/20 15:12	12/11/20 05:40	1

Lab Sample ID: LCS 280-519242/2-A — **Client Sample ID: Lab Control Sample**
Matrix: Solid — **Prep Type: Total/NA**
Analysis Batch: 520041 — **Prep Batch: 519242**

Analyte	Spike Added	LCS Result	LCS Qualifier	Unit	D	%Rec	%Rec. Limits
Diesel Range Organics [C10-C28]	132	110		mg/Kg		83	38 - 132

Surrogate	LCS %Recovery	LCS Qualifier	Limits
o-Terphenyl (Surr)	90		45 - 130
n-Octacosane	93		25 - 162

Lab Sample ID: LCS 280-519242/3-A — **Client Sample ID: Lab Control Sample**
Matrix: Solid — **Prep Type: Total/NA**
Analysis Batch: 520041 — **Prep Batch: 519242**

Analyte	Spike Added	LCS Result	LCS Qualifier	Unit	D	%Rec	%Rec. Limits
Motor Oil (C20-C38)	334	302		mg/Kg		90	39 - 106

Surrogate	LCS %Recovery	LCS Qualifier	Limits
o-Terphenyl (Surr)	80		45 - 130
n-Octacosane	115		25 - 162

Lab Sample ID: 280-143381-3 MS — **Client Sample ID: P-S10A-021220-390**
Matrix: Solid — **Prep Type: Total/NA**
Analysis Batch: 520041 — **Prep Batch: 519242**

Analyte	Sample Result	Sample Qualifier	Spike Added	MS Result	MS Qualifier	Unit	D	%Rec	%Rec. Limits
Diesel Range Organics [C10-C28]	7.9	U	128	82.0		mg/Kg	☼	64	38 - 132

Surrogate	MS %Recovery	MS Qualifier	Limits
o-Terphenyl (Surr)	71		45 - 130
n-Octacosane	73		25 - 162

Lab Sample ID: 280-143381-3 MS — **Client Sample ID: P-S10A-021220-390**
Matrix: Solid — **Prep Type: Total/NA**
Analysis Batch: 520041 — **Prep Batch: 519242**

Analyte	Sample Result	Sample Qualifier	Spike Added	MS Result	MS Qualifier	Unit	D	%Rec	%Rec. Limits
Motor Oil (C20-C38)	23	U	321	280		mg/Kg	☼	87	45 - 130

Surrogate	MS %Recovery	MS Qualifier	Limits
o-Terphenyl (Surr)	69		45 - 130
n-Octacosane	102		25 - 162

Method: 8015D DRO - Diesel Range Organics (DRO) (GC)

Lab Sample ID: 280-143381-3 MSD — **Client Sample ID: P-S10A-021220-390**
Matrix: Solid — **Prep Type: Total/NA**
Analysis Batch: 520041 — **Prep Batch: 519242**

Analyte	Sample Result	Sample Qualifier	Spike Added	MSD Result	MSD Qualifier	Unit	D	%Rec	%Rec. Limits	RPD	RPD Limit
Diesel Range Organics [C10-C28]	7.9	U	127	104		mg/Kg	☼	82	38 - 132	24	30

Surrogate	*MSD %Recovery*	*MSD Qualifier*	*Limits*
o-Terphenyl (Surr)	*86*		*45 - 130*
n-Octacosane	*88*		*25 - 162*

Lab Sample ID: 280-143381-3 MSD — **Client Sample ID: P-S10A-021220-390**
Matrix: Solid — **Prep Type: Total/NA**
Analysis Batch: 520041 — **Prep Batch: 519242**

Analyte	Sample Result	Sample Qualifier	Spike Added	MSD Result	MSD Qualifier	Unit	D	%Rec	%Rec. Limits	RPD	RPD Limit
Motor Oil (C20-C38)	23	U	321	275		mg/Kg	☼	86	45 - 130	2	30

Surrogate	*MSD %Recovery*	*MSD Qualifier*	*Limits*
o-Terphenyl (Surr)	*68*		*45 - 130*
n-Octacosane	*100*		*25 - 162*

QC Association Summary

Client: EA Engineering, Science, and Technology
Project/Site: Kirtland AFB Vadose Zone Coring

Job ID: 280-143381-1

GC/MS VOA

Prep Batch: 519174

Lab Sample ID	Client Sample ID	Prep Type	Matrix	Method	Prep Batch
280-143381-2	V-S10A-021220-390	Total/NA	Solid	5035	
MB 280-519174/5-A	Method Blank	Total/NA	Solid	5035	
LCS 280-519174/1-A	Lab Control Sample	Total/NA	Solid	5035	
LCSD 280-519174/3-A	Lab Control Sample Dup	Total/NA	Solid	5035	

Analysis Batch: 520534

Lab Sample ID	Client Sample ID	Prep Type	Matrix	Method	Prep Batch
280-143381-2	V-S10A-021220-390	Total/NA	Solid	8260B	519174
MB 280-519174/5-A	Method Blank	Total/NA	Solid	8260B	519174
LCS 280-519174/1-A	Lab Control Sample	Total/NA	Solid	8260B	519174
LCSD 280-519174/3-A	Lab Control Sample Dup	Total/NA	Solid	8260B	519174

Analysis Batch: 520648

Lab Sample ID	Client Sample ID	Prep Type	Matrix	Method	Prep Batch
280-143381-1	TB-S10A-021220-01	Total/NA	Water	8260B	
MB 280-520648/9	Method Blank	Total/NA	Water	8260B	
LCS 280-520648/4	Lab Control Sample	Total/NA	Water	8260B	
LCSD 280-520648/5	Lab Control Sample Dup	Total/NA	Water	8260B	

GC VOA

Prep Batch: 518214

Lab Sample ID	Client Sample ID	Prep Type	Matrix	Method	Prep Batch
LCS 280-518214/3-A	Lab Control Sample	Total/NA	Solid	5035	
LCSD 280-518214/5-A	Lab Control Sample Dup	Total/NA	Solid	5035	

Analysis Batch: 519308

Lab Sample ID	Client Sample ID	Prep Type	Matrix	Method	Prep Batch
280-143381-3	P-S10A-021220-390	Total/NA	Solid	8015D GRO	519895
MB 280-519895/3-A	Method Blank	Total/NA	Solid	8015D GRO	519895
LCS 280-518214/3-A	Lab Control Sample	Total/NA	Solid	8015D GRO	518214
LCSD 280-518214/5-A	Lab Control Sample Dup	Total/NA	Solid	8015D GRO	518214

Analysis Batch: 519873

Lab Sample ID	Client Sample ID	Prep Type	Matrix	Method	Prep Batch
280-143381-1	TB-S10A-021220-01	Total/NA	Water	8015D GRO	
MB 280-519873/5	Method Blank	Total/NA	Water	8015D GRO	
LCS 280-519873/3	Lab Control Sample	Total/NA	Water	8015D GRO	
LCSD 280-519873/4	Lab Control Sample Dup	Total/NA	Water	8015D GRO	

Prep Batch: 519895

Lab Sample ID	Client Sample ID	Prep Type	Matrix	Method	Prep Batch
280-143381-3	P-S10A-021220-390	Total/NA	Solid	5035	
MB 280-519895/3-A	Method Blank	Total/NA	Solid	5035	

GC Semi VOA

Prep Batch: 519242

Lab Sample ID	Client Sample ID	Prep Type	Matrix	Method	Prep Batch
280-143381-3	P-S10A-021220-390	Total/NA	Solid	3546	
MB 280-519242/1-A	Method Blank	Total/NA	Solid	3546	
LCS 280-519242/2-A	Lab Control Sample	Total/NA	Solid	3546	

GC Semi VOA (Continued)

Prep Batch: 519242 (Continued)

Lab Sample ID	Client Sample ID	Prep Type	Matrix	Method	Prep Batch
LCS 280-519242/3-A	Lab Control Sample	Total/NA	Solid	3546	
280-143381-3 MS	P-S10A-021220-390	Total/NA	Solid	3546	
280-143381-3 MS	P-S10A-021220-390	Total/NA	Solid	3546	
280-143381-3 MSD	P-S10A-021220-390	Total/NA	Solid	3546	
280-143381-3 MSD	P-S10A-021220-390	Total/NA	Solid	3546	

Analysis Batch: 520041

Lab Sample ID	Client Sample ID	Prep Type	Matrix	Method	Prep Batch
280-143381-3	P-S10A-021220-390	Total/NA	Solid	8015D DRO	519242
MB 280-519242/1-A	Method Blank	Total/NA	Solid	8015D DRO	519242
LCS 280-519242/2-A	Lab Control Sample	Total/NA	Solid	8015D DRO	519242
LCS 280-519242/3-A	Lab Control Sample	Total/NA	Solid	8015D DRO	519242
280-143381-3 MS	P-S10A-021220-390	Total/NA	Solid	8015D DRO	519242
280-143381-3 MS	P-S10A-021220-390	Total/NA	Solid	8015D DRO	519242
280-143381-3 MSD	P-S10A-021220-390	Total/NA	Solid	8015D DRO	519242
280-143381-3 MSD	P-S10A-021220-390	Total/NA	Solid	8015D DRO	519242

General Chemistry

Analysis Batch: 519243

Lab Sample ID	Client Sample ID	Prep Type	Matrix	Method	Prep Batch
280-143381-3	P-S10A-021220-390	Total/NA	Solid	Moisture	

Analysis Batch: 519820

Lab Sample ID	Client Sample ID	Prep Type	Matrix	Method	Prep Batch
280-143381-2	V-S10A-021220-390	Total/NA	Solid	Moisture	

Lab Chronicle

Client: EA Engineering, Science, and Technology
Project/Site: Kirtland AFB Vadose Zone Coring

Job ID: 280-143381-1

Client Sample ID: TB-S10A-021220-01 — Lab Sample ID: 280-143381-1

Date Collected: 12/02/20 12:00 — **Matrix: Water**
Date Received: 12/03/20 10:30

Prep Type	Batch Type	Batch Method	Run	Dil Factor	Initial Amount	Final Amount	Batch Number	Prepared or Analyzed	Analyst	Lab
Total/NA	Analysis	8260B		1	5 mL	5 mL	520648	12/16/20 12:39	JLS	TAL DEN
Total/NA	Analysis	8015D GRO		1	5 mL	5 mL	519873	12/10/20 05:02	AAR	TAL DEN

Client Sample ID: V-S10A-021220-390 — Lab Sample ID: 280-143381-2

Date Collected: 12/02/20 10:15 — **Matrix: Solid**
Date Received: 12/03/20 10:30

Prep Type	Batch Type	Batch Method	Run	Dil Factor	Initial Amount	Final Amount	Batch Number	Prepared or Analyzed	Analyst	Lab
Total/NA	Analysis	Moisture		1			519820	12/09/20 13:50	IEU	TAL DEN

Client Sample ID: V-S10A-021220-390 — Lab Sample ID: 280-143381-2

Date Collected: 12/02/20 10:15 — **Matrix: Solid**
Date Received: 12/03/20 10:30 — **Percent Solids: 99.9**

Prep Type	Batch Type	Batch Method	Run	Dil Factor	Initial Amount	Final Amount	Batch Number	Prepared or Analyzed	Analyst	Lab
Total/NA	Prep	5035			5.706 g	5 mL	519174	12/03/20 22:56	AAR	TAL DEN
Total/NA	Analysis	8260B		1	5 g	5 mL	520534	12/14/20 15:42	GPM	TAL DEN

Client Sample ID: P-S10A-021220-390 — Lab Sample ID: 280-143381-3

Date Collected: 12/02/20 10:15 — **Matrix: Solid**
Date Received: 12/03/20 10:30

Prep Type	Batch Type	Batch Method	Run	Dil Factor	Initial Amount	Final Amount	Batch Number	Prepared or Analyzed	Analyst	Lab
Total/NA	Analysis	Moisture		1			519243	12/04/20 12:34	JMH	TAL DEN

Client Sample ID: P-S10A-021220-390 — Lab Sample ID: 280-143381-3

Date Collected: 12/02/20 10:15 — **Matrix: Solid**
Date Received: 12/03/20 10:30 — **Percent Solids: 99.6**

Prep Type	Batch Type	Batch Method	Run	Dil Factor	Initial Amount	Final Amount	Batch Number	Prepared or Analyzed	Analyst	Lab
Total/NA	Prep	5035			5.350 g	5 mL	519895	12/04/20 01:42	AAR	TAL DEN
Total/NA	Analysis	8015D GRO		1	0.1 mL	5 mL	519308	12/05/20 08:49	AAR	TAL DEN
Total/NA	Prep	3546			15.3 g	1 mL	519242	12/04/20 15:12	DCL	TAL DEN
Total/NA	Analysis	8015D DRO		1			520041	12/11/20 06:48	MAM	TAL DEN

Laboratory References:

TAL DEN = Eurofins TestAmerica, Denver, 4955 Yarrow Street, Arvada, CO 80002, TEL (303)736-0100

Accreditation/Certification Summary

Client: EA Engineering, Science, and Technology
Project/Site: Kirtland AFB Vadose Zone Coring

Job ID: 280-143381-1

Laboratory: Eurofins TestAmerica, Denver

The accreditations/certifications listed below are applicable to this report.

Authority	Program	Identification Number	Expiration Date
A2LA	Dept. of Defense ELAP	2907.01	10-31-21

Eurofins TestAmerica Denver
4955 Yarrow Street
Arvada, CO 80002
Phone (303) 736-0100 Fax (303) 431-7171

Chain of Custody Record

eurofins | Environment Testing America

Client Information	Sampler: JOSH LIVINGSTON	Lab PM: Bieniulis, Dylan	Carrier Tracking No(s): 815659581581	COC No: COC1-S10A-TA-20201202
Client Contact: Pamela Moss	Phone: (575)430-8078	E-Mail: Dylan.Bieniulis@eurofinset.com		Page: 1 of 1
Company: EA Engineering, Science, and Technology				Job #: —
Address: 7995 E. Prentice Ave, Suite 206E	Due Date Requested: Per PO			
City: Greenwood Village	TAT Requested (days): Per PO			
State, Zip: CO, 80111				
Phone: 303-590-9143(Tel)	PO #: 16065			
Email: pmoss@eaest.com	WO #: 62735DM02.1017			
Project Name: Kirtland Vadose Zone Coring	Project #: 28016071			
Site: Kirtland BFF	SSOW#: —			

Analysis Requested

Preservation Codes:

A - HCL, B - NaOH, C - Zn Acetate, D - Nitric Acid, E - NaHSO4, F - MeOH, G - Amchlor, H - Ascorbic Acid, I - Ice, J - DI Water, K - EDTA, L - EDA, M - Hexane, N - None, O - AsNaO2, P - Na2O4S, Q - Na2SO3, R - Na2S2O3, S - H2SO4, T - TSP Dodecahydrate, U - Acetone, V - MCAA, W - pH 4-5, Z - other (specify)

Other:

Sample Identification	Sample Date	Sample Time	Sample Type (C=comp, G=grab)	Matrix (W=water, S=solid, O=waste/oil, BT=Tissue, A=Air)	Field Filtered Sample (Yes or No)	Perform MS/MSD (Yes or No)	8260B- VOCs (Soil, Encores)	8015D - TPH-GRO (Soil, Encores)	8015D - TPH-DRO/ORO (Soil, jar)	Percent Moisture (soil, jar)			8260B - VOCs (water)	8015D - TPH-GRO (water)	8015D - TPH-DRO/ORO (water)					Total Number of containers	Special Instructions/Note:
			Preservation Code:		X	X	N	N	N	N			A	A	N					X	
TB-S10A-021220-01	12/02/2020	1200	G	W	N	N	—	—	—	—	—	—	X	X	—	—	—	—	—	4	
V-S10A-021220-390	↓	1015	↓	S	↓	↓	X	—	X	—	—	—	—	—	—	—	—	—	—	4	
P-S10A-021220-390	↓	1015	↓	↓	↓	↓	—	X	X	—	—	—	—	—	—	—	—	—	—	3	

JRL

280-143381 Chain of Custody

Possible Hazard Identification
☐ Non-Hazard ☐ Flammable ☐ Skin Irritant ☐ Poison B ☐ Unknown ☐ Radiological

Sample Disposal (A fee may be assessed if samples are retained longer than 1 month)
☐ Return To Client ☒ Disposal By Lab ☐ Archive For _____ Months

Deliverable Requested: I, II, III, IV, Other (specify) Level 2, Level 4, EQUIS, ERPIMS

Special Instructions/QC Requirements: DOD QSM

Empty Kit Relinquished by:	Date:	Time:	Method of Shipment:

Relinquished by	Date/Time	Company	Received by	Date/Time	Company
JOSH LIVINGSTON	12/02/2020 1500	EA	[signature]	12/03/2020 1010	EHADEN

Custody Seals Intact: Δ Yes Δ No | Custody Seal No.: | Cooler Temperature(s) °C and Other Remarks: 1.3 I211-0.3 J0 12/03/2020

Ver: 08/04/2016

Login Sample Receipt Checklist

Client: EA Engineering, Science, and Technology

Job Number: 280-143381-1

Login Number: 143381
List Number: 1
Creator: Bieniulis, Dylan T

List Source: Eurofins TestAmerica, Denver

Question	Answer	Comment
Radioactivity wasn't checked or is </= background as measured by a survey meter.	True	
The cooler's custody seal, if present, is intact.	True	
Sample custody seals, if present, are intact.	True	
The cooler or samples do not appear to have been compromised or tampered with.	True	
Samples were received on ice.	True	
Cooler Temperature is acceptable.	True	
Cooler Temperature is recorded.	True	
COC is present.	True	
COC is filled out in ink and legible.	True	
COC is filled out with all pertinent information.	True	
Is the Field Sampler's name present on COC?	True	
There are no discrepancies between the containers received and the COC.	True	
Samples are received within Holding Time (excluding tests with immediate HTs)	True	
Sample containers have legible labels.	True	
Containers are not broken or leaking.	True	
Sample collection date/times are provided.	True	
Appropriate sample containers are used.	True	
Sample bottles are completely filled.	True	
Sample Preservation Verified.	N/A	
There is sufficient vol. for all requested analyses, incl. any requested MS/MSDs	True	
Containers requiring zero headspace have no headspace or bubble is <6mm (1/4").	True	
Multiphasic samples are not present.	True	
Samples do not require splitting or compositing.	True	
Residual Chlorine Checked.	N/A	

eurofins | Environment Testing America

ANALYTICAL REPORT

Eurofins TestAmerica, Denver
4955 Yarrow Street
Arvada, CO 80002
Tel: (303)736-0100

Laboratory Job ID: 280-143774-1
Client Project/Site: Kirtland AFB Vadose Zone Coring

For:
EA Engineering, Science, and Technology
7995 E. Prentice Ave, Suite 206E
Greenwood Village, Colorado 80111

Attn: Pamela J Moss

Authorized for release by:
1/12/2021 3:14:34 PM

Dylan Bieniulis, Project Manager I
(303)736-0138
Dylan.Bieniulis@Eurofinset.com

LINKS

Review your project results through TotalAccess

Have a Question? Ask The Expert

Visit us at: www.eurofinsus.com/Env

The test results in this report meet all 2003 NELAC, 2009 TNI, and 2016 TNI requirements for accredited parameters, exceptions are noted in this report. This report may not be reproduced except in full, and with written approval from the laboratory. For questions please contact the Project Manager at the e-mail address or telephone number listed on this page.

This report has been electronically signed and authorized by the signatory. Electronic signature is intended to be the legally binding equivalent of a traditionally handwritten signature.

Results relate only to the items tested and the sample(s) as received by the laboratory.

Table of Contents

Cover Page 1
Table of Contents 2
Definitions 3
Case Narrative 5
Detection Summary 8
Method Summary 14
Sample Summary 15
Client Sample Results 16
Surrogate Summary 56
QC Sample Results 59
QC Association 88
Chronicle 94
Certification Summary 104
Chain of Custody 105
Receipt Checklists 109

Qualifiers

GC/MS VOA

Qualifier	Qualifier Description
D	The reported value is from a dilution.
H	Sample was prepped or analyzed beyond the specified holding time
H3	Sample was received and analyzed past holding time.
J	Estimated: The analyte was positively identified; the quantitation is an estimation
M	Manual integrated compound.
Q	One or more quality control criteria failed.
U	Undetected at the Limit of Detection.

GC VOA

Qualifier	Qualifier Description
J	Estimated: The analyte was positively identified; the quantitation is an estimation
J1	Estimated: The quantitation is an estimation due to discrepancies in meeting certain analyte-specific quality control criteria.
Q	One or more quality control criteria failed.
U	Undetected at the Limit of Detection.

GC Semi VOA

Qualifier	Qualifier Description
J	Estimated: The analyte was positively identified; the quantitation is an estimation
M	Manual integrated compound.
U	Undetected at the Limit of Detection.

Glossary

Abbreviation	These commonly used abbreviations may or may not be present in this report.
¤	Listed under the "D" column to designate that the result is reported on a dry weight basis
%R	Percent Recovery
CFL	Contains Free Liquid
CFU	Colony Forming Unit
CNF	Contains No Free Liquid
DER	Duplicate Error Ratio (normalized absolute difference)
Dil Fac	Dilution Factor
DL	Detection Limit (DoD/DOE)
DL, RA, RE, IN	Indicates a Dilution, Re-analysis, Re-extraction, or additional Initial metals/anion analysis of the sample
DLC	Decision Level Concentration (Radiochemistry)
EDL	Estimated Detection Limit (Dioxin)
LOD	Limit of Detection (DoD/DOE)
LOQ	Limit of Quantitation (DoD/DOE)
MCL	EPA recommended "Maximum Contaminant Level"
MDA	Minimum Detectable Activity (Radiochemistry)
MDC	Minimum Detectable Concentration (Radiochemistry)
MDL	Method Detection Limit
ML	Minimum Level (Dioxin)
MPN	Most Probable Number
MQL	Method Quantitation Limit
NC	Not Calculated
ND	Not Detected at the reporting limit (or MDL or EDL if shown)
NEG	Negative / Absent
POS	Positive / Present
PQL	Practical Quantitation Limit
PRES	Presumptive
QC	Quality Control
RER	Relative Error Ratio (Radiochemistry)
RL	Reporting Limit or Requested Limit (Radiochemistry)
RPD	Relative Percent Difference, a measure of the relative difference between two points

Glossary (Continued)

Abbreviation	These commonly used abbreviations may or may not be present in this report.
TEF	Toxicity Equivalent Factor (Dioxin)
TEQ	Toxicity Equivalent Quotient (Dioxin)
TNTC	Too Numerous To Count

Job ID: 280-143774-1

Laboratory: Eurofins TestAmerica, Denver

Narrative

CASE NARRATIVE

Client: EA Engineering, Science, and Technology

Project: Kirtland AFB Vadose Zone Coring

Report Number: 280-143774-1

With the exceptions noted as flags or footnotes, standard analytical protocols were followed in the analysis of the samples and no problems were encountered or anomalies observed. In addition all laboratory quality control samples were within established control limits, with any exceptions noted below. Each sample was analyzed to achieve the lowest possible reporting limit within the constraints of the method. In some cases, due to interference or analytes present at high concentrations, samples were diluted. For diluted samples, the reporting limits are adjusted relative to the dilution required.

Calculations are performed before rounding to avoid round-off errors in calculated results.

All holding times were met and proper preservation noted for the methods performed on these samples, unless otherwise detailed in the individual sections below.

RECEIPT

The samples were received on 12/15/2020 11:40 AM; the samples arrived in good condition, and where required, properly preserved and on ice. The temperatures of the 4 coolers at receipt time were 1.5º C, 1.6º C, 2.1º C and 2.5º C.

The following samples were received outside of the 48 hour holding time from sample collection to lab preservation for DI water terracores: V-S10A-121220-400 (280-143774-1), V-S10A-121220-410 (280-143774-3), V-S10A-121220-415 (280-143774-5), V-S10A-121220-420 (280-143774-7), V-S10A-131220-433 (280-143774-10) and V-S10A-131220-440 (280-143774-12). The laboratory will proceed with the requested analyses unless instructed otherwise. The client was notified on 12/16/2020.

The following samples were collected on 12/13/2020 and received at the laboratory on 12/15/2020 with minimal holding time remaining in the 48 hour hold time for freezing of DI water terracores at the laboratory: V-S10A-131220-450 (280-143774-14) and V-S10A-131220-460 (280-143774-16). Due to capacity the samples were frozen on 12/15/2020 after the 48 hour hold time had passed. The laboratory will proceed with the requested analyses unless instructed otherwise. The client was notified on 12/16/2020.

VOLATILE ORGANIC COMPOUNDS (GC/MS)

Samples V-S10A-121220-400 (280-143774-1), V-S10A-121220-410 (280-143774-3), V-S10A-121220-415 (280-143774-5), V-S10A-121220-420 (280-143774-7), V-S10A-131220-433 (280-143774-10), V-S10A-131220-440 (280-143774-12), V-S10A-131220-450 (280-143774-14), V-S10A-131220-460 (280-143774-16), V-S10A-141220-490 (280-143774-20), V-S10A-141220-510 (280-143774-22), V-S10A-141220-517 (280-143774-24), V-S10A-141225-517 (280-143774-26), V-S10A-141220-470 (280-143774-29), V-S10A-141220-500 (280-143774-31) and V-S10A-141220-480 (280-143774-33) were analyzed for volatile organic compounds (GC/MS) in accordance with 8260B. The samples were prepared on 12/12/2020, 12/13/2020 and 12/16/2020 and analyzed on 12/17/2020 and 12/24/2020.

Toluene-d8 (Surr) failed the surrogate recovery criteria high for V-S10A-121220-415 (280-143774-5). Evidence of matrix interference is obvious in the chromatogram; therefore, re-extraction and re-analysis was not performed.

Toluene-d8 (Surr) failed the surrogate recovery criteria high for V-S10A-121220-420 (280-143774-7). Evidence of matrix interference is obvious by looking at the chromatogram, the samples were re-analyzed at a dilution for specific target compounds. Both sets of data are reported.

4-Bromofluorobenzene (Surr) failed the surrogate recovery criteria high for V-S10A-141220-470 (280-143774-29). Evidence of matrix interference is obvious by looking at the chromatogram, the samples were re-analyzed at a dilution for specific target compounds. Both sets of data are reported.

Job ID: 280-143774-1 (Continued)

Laboratory: Eurofins TestAmerica, Denver (Continued)

Toluene-d8 (Surr) failed the surrogate recovery criteria high for V-S10A-141220-480 (280-143774-33). Evidence of matrix interference is obvious by looking at the chromatogram, the samples were re-analyzed at a dilution for specific target compounds. Both sets of data are reported.

The following compounds were outside control limits in the continuing calibration verification (CCV) associated with batch 280-521845. These compounds are considered poor performers and therefore are allowed up to 30%D. Associated data has been qualified and reported.

Acetone @ 21.7%D
Chloroethane @ 28.5%D

Samples V-S10A-121220-420 (280-143774-7)[50X], V-S10A-131220-440 (280-143774-12)[50X], V-S10A-131220-460 (280-143774-16)[50X], V-S10A-141220-490 (280-143774-20)[50X], V-S10A-141220-470 (280-143774-29)[50X] and V-S10A-141220-480 (280-143774-33)[50X] required dilution prior to analysis. The reporting limits have been adjusted accordingly.

No additional analytical or quality issues were noted, other than those described above or in the Definitions/Glossary page.

VOLATILE ORGANIC COMPOUNDS (GC/MS)
Samples TB-S10A-141220-01 (280-143774-9), TB-S10A-141220-02 (280-143774-18), TB-S10A-141220-03 (280-143774-19) and TB-S10A-141220-04 (280-143774-28) were analyzed for volatile organic compounds (GC/MS) in accordance with 8260B. The samples were analyzed on 12/23/2020.

No analytical or quality issues were noted, other than those described above or in the Definitions/Glossary page.

VOLATILE PETROLEUM HYDROCARBONS (GC)
Samples P-S10A-121220-400 (280-143774-2), P-S10A-121220-410 (280-143774-4), P-S10A-121220-415 (280-143774-6), P-S10A-121220-420 (280-143774-8), P-S10A-131220-433 (280-143774-11), P-S10A-131220-440 (280-143774-13), P-S10A-131220-450 (280-143774-15), P-S10A-131220-460 (280-143774-17), P-S10A-141220-490 (280-143774-21), P-S10A-141220-510 (280-143774-23), P-S10A-141220-517 (280-143774-25), P-S10A-141225-517 (280-143774-27), P-S10A-141220-470 (280-143774-30), P-S10A-141220-500 (280-143774-32) and P-S10A-141220-480 (280-143774-34) were analyzed for Volatile Petroleum Hydrocarbons (GC) in accordance with 8015D GRO. The samples were prepared on 12/13/2020, 12/15/2020 and 12/17/2020 and analyzed on 12/18/2020 and 12/22/2020.

a,a,a-Trifluorotoluene (Surr) failed the surrogate recovery criteria high for P-S10A-121220-415 (280-143774-6). Evidence of matrix interference is present; therefore, re-extraction and/or re-analysis was not performed.

a,a,a-Trifluorotoluene (Surr) failed the surrogate recovery criteria high for P-S10A-121220-420 (280-143774-8). Evidence of matrix interference due to high target analytes is present; therefore, re-extraction and/or re-analysis was not performed.

a,a,a-Trifluorotoluene (Surr) failed the surrogate recovery criteria high for P-S10A-141220-490 (280-143774-21). Evidence of matrix interference due to high target analytes is present; therefore, re-extraction and/or re-analysis was not performed.

a,a,a-Trifluorotoluene (Surr) failed the surrogate recovery criteria high for P-S10A-141220-480 (280-143774-34). Evidence of matrix interference due to high target analytes is present; therefore, re-extraction and/or re-analysis was not performed.

Gasoline Range Organics (GRO)-C6-C10 failed the recovery criteria low for the MS and MSD of sample P-S10A-141220-500 (280-143774-32) in batch 280-521346. Sample matrix interference is suspected because the associated laboratory control sample (LCS) recovery was within acceptance limits.

No additional analytical or quality issues were noted, other than those described above or in the Definitions/Glossary page.

GASOLINE RANGE ORGANICS (GRO)
Samples TB-S10A-141220-01 (280-143774-9), TB-S10A-141220-02 (280-143774-18), TB-S10A-141220-03 (280-143774-19) and TB-S10A-141220-04 (280-143774-28) were analyzed for Gasoline Range Organics (GRO) in accordance with 8015D GRO. The samples

Job ID: 280-143774-1 (Continued)

Laboratory: Eurofins TestAmerica, Denver (Continued)

were analyzed on 12/19/2020.

No analytical or quality issues were noted, other than those described above or in the Definitions/Glossary page.

DIESEL RANGE ORGANICS (DRO)
Samples P-S10A-121220-400 (280-143774-2), P-S10A-121220-410 (280-143774-4), P-S10A-121220-415 (280-143774-6), P-S10A-121220-420 (280-143774-8), P-S10A-131220-433 (280-143774-11), P-S10A-131220-440 (280-143774-13), P-S10A-131220-450 (280-143774-15), P-S10A-131220-460 (280-143774-17), P-S10A-141220-490 (280-143774-21), P-S10A-141220-510 (280-143774-23), P-S10A-141220-517 (280-143774-25), P-S10A-141225-517 (280-143774-27), P-S10A-141220-470 (280-143774-30), P-S10A-141220-500 (280-143774-32) and P-S10A-141220-480 (280-143774-34) were analyzed for Diesel Range Organics (DRO) in accordance with SW846 8015D. The samples were prepared on 12/22/2020 and analyzed on 01/10/2021.

The following samples received a client requested silica gel clean-up, via EPA Method 3630C, to reduce matrix interferences: P-S10A-121220-400 (280-143774-2), P-S10A-121220-410 (280-143774-4), P-S10A-121220-415 (280-143774-6), P-S10A-121220-420 (280-143774-8), P-S10A-131220-433 (280-143774-11), P-S10A-131220-440 (280-143774-13), P-S10A-131220-450 (280-143774-15), P-S10A-131220-460 (280-143774-17), P-S10A-141220-490 (280-143774-21), P-S10A-141220-510 (280-143774-23), P-S10A-141220-517 (280-143774-25), P-S10A-141225-517 (280-143774-27), P-S10A-141220-470 (280-143774-30), P-S10A-141220-500 (280-143774-32), P-S10A-141220-500 (280-143774-32[MS]), P-S10A-141220-500 (280-143774-32[MSD]), P-S10A-141220-480 (280-143774-34), (LCS 280-521299/2-A), (LCS 280-521299/3-A) and (MB 280-521299/1-A).

The opening continuous calibration verification (CCV) of preparation batch 280-521299 and analytical batch 280-523040 recovered (20.7%D) above the upper control limits (+20%D) for n-Octacosane. o-Terphenyl (Surr) met acceptance criteria. The closing CCV met acceptance criteria. The associated samples have surrogate recoveries well within acceptance criteria. The data have been reported. Impacted samples are: (CCV 280-523040/26) and (MB 280-521299/1-A).

No analytical or quality issues were noted, other than those described above or in the Definitions/Glossary page.

PERCENT SOLIDS
Samples V-S10A-121220-400 (280-143774-1), P-S10A-121220-400 (280-143774-2), V-S10A-121220-410 (280-143774-3), P-S10A-121220-410 (280-143774-4), V-S10A-121220-415 (280-143774-5), P-S10A-121220-415 (280-143774-6), V-S10A-121220-420 (280-143774-7), P-S10A-121220-420 (280-143774-8), V-S10A-131220-433 (280-143774-10), P-S10A-131220-433 (280-143774-11), V-S10A-131220-440 (280-143774-12), P-S10A-131220-440 (280-143774-13), V-S10A-131220-450 (280-143774-14), P-S10A-131220-450 (280-143774-15), V-S10A-131220-460 (280-143774-16), P-S10A-131220-460 (280-143774-17), V-S10A-141220-490 (280-143774-20), P-S10A-141220-490 (280-143774-21), V-S10A-141220-510 (280-143774-22), P-S10A-141220-510 (280-143774-23), V-S10A-141220-517 (280-143774-24), P-S10A-141220-517 (280-143774-25), V-S10A-141225-517 (280-143774-26), P-S10A-141225-517 (280-143774-27), V-S10A-141220-470 (280-143774-29), P-S10A-141220-470 (280-143774-30), V-S10A-141220-500 (280-143774-31), P-S10A-141220-500 (280-143774-32), V-S10A-141220-480 (280-143774-33) and P-S10A-141220-480 (280-143774-34) were analyzed for percent solids in accordance with ASTM D2216-90. The samples were analyzed on 12/16/2020.

No analytical or quality issues were noted, other than those described above or in the Definitions/Glossary page.

Detection Summary

Client: EA Engineering, Science, and Technology
Project/Site: Kirtland AFB Vadose Zone Coring

Job ID: 280-143774-1

Client Sample ID: V-S10A-121220-400 — Lab Sample ID: 280-143774-1

Analyte	Result	Qualifier	LOQ	LOD	DL	Unit	Dil Fac	D	Method	Prep Type
Benzene	5.8	H3	4.6	0.37	0.14	ug/Kg	1	☼	8260B	Total/NA
n-Butylbenzene	2.2	J H3	4.6	1.5	0.51	ug/Kg	1	☼	8260B	Total/NA
sec-Butylbenzene	3.5	J H3	4.6	1.5	0.71	ug/Kg	1	☼	8260B	Total/NA
Ethylbenzene	13	H3	4.6	0.73	0.28	ug/Kg	1	☼	8260B	Total/NA
Isopropylbenzene	2.6	J H3	4.6	4.6	2.2	ug/Kg	1	☼	8260B	Total/NA
4-Isopropyltoluene	1.0	J H3	4.6	2.9	1.0	ug/Kg	1	☼	8260B	Total/NA
N-Propylbenzene	4.4	J H3	4.6	1.5	0.53	ug/Kg	1	☼	8260B	Total/NA
Toluene	74	H3	4.6	0.73	0.21	ug/Kg	1	☼	8260B	Total/NA
1,2,4-Trimethylbenzene	16	H3	4.6	4.6	2.1	ug/Kg	1	☼	8260B	Total/NA
1,3,5-Trimethylbenzene	8.1	H3	4.6	4.6	2.2	ug/Kg	1	☼	8260B	Total/NA
o-Xylene	30	H3	4.6	0.73	0.24	ug/Kg	1	☼	8260B	Total/NA
m-Xylene & p-Xylene	65	H3	2.9	2.9	0.95	ug/Kg	1	☼	8260B	Total/NA

Client Sample ID: P-S10A-121220-400 — Lab Sample ID: 280-143774-2

Analyte	Result	Qualifier	LOQ	LOD	DL	Unit	Dil Fac	D	Method	Prep Type
Gasoline Range Organics (GRO)-C6-C10	1.3	J	1.9	1.9	0.73	mg/Kg	1	☼	8015D GRO	Total/NA
Diesel Range Organics [C10-C28]	12		7.9	7.9	3.6	mg/Kg	1	☼	8015D DRO	Total/NA
Motor Oil (C20-C38)	21	J	24	23	7.8	mg/Kg	1	☼	8015D DRO	Total/NA

Client Sample ID: V-S10A-121220-410 — Lab Sample ID: 280-143774-3

Analyte	Result	Qualifier	LOQ	LOD	DL	Unit	Dil Fac	D	Method	Prep Type
Benzene	0.82	J H3	5.0	0.40	0.15	ug/Kg	1	☼	8260B	Total/NA
Ethylbenzene	0.43	J H3	5.0	0.80	0.30	ug/Kg	1	☼	8260B	Total/NA
Toluene	4.5	J H3	5.0	0.80	0.23	ug/Kg	1	☼	8260B	Total/NA
o-Xylene	1.1	J H3	5.0	0.80	0.27	ug/Kg	1	☼	8260B	Total/NA
m-Xylene & p-Xylene	2.2	J H3	3.2	3.2	1.0	ug/Kg	1	☼	8260B	Total/NA

Client Sample ID: P-S10A-121220-410 — Lab Sample ID: 280-143774-4

No Detections.

Client Sample ID: V-S10A-121220-415 — Lab Sample ID: 280-143774-5

Analyte	Result	Qualifier	LOQ	LOD	DL	Unit	Dil Fac	D	Method	Prep Type
Benzene	0.93	J H3	4.4	0.35	0.13	ug/Kg	1	☼	8260B	Total/NA
n-Butylbenzene	6.2	H3	4.4	1.4	0.50	ug/Kg	1	☼	8260B	Total/NA
sec-Butylbenzene	14	H3	4.4	1.4	0.68	ug/Kg	1	☼	8260B	Total/NA
Ethylbenzene	24	Q H3	4.4	0.71	0.27	ug/Kg	1	☼	8260B	Total/NA
Isopropylbenzene	9.0	H3	4.4	4.4	2.1	ug/Kg	1	☼	8260B	Total/NA
4-Isopropyltoluene	2.5	J H3	4.4	2.8	1.0	ug/Kg	1	☼	8260B	Total/NA
N-Propylbenzene	12	H3	4.4	1.4	0.51	ug/Kg	1	☼	8260B	Total/NA
Toluene	47	H3	4.4	0.71	0.20	ug/Kg	1	☼	8260B	Total/NA
1,2,4-Trimethylbenzene	33	H3	4.4	4.4	2.0	ug/Kg	1	☼	8260B	Total/NA
1,3,5-Trimethylbenzene	21	H3	4.4	4.4	2.1	ug/Kg	1	☼	8260B	Total/NA
o-Xylene	51	Q H3	4.4	0.71	0.24	ug/Kg	1	☼	8260B	Total/NA
m-Xylene & p-Xylene	130	Q H3	2.8	2.8	0.92	ug/Kg	1	☼	8260B	Total/NA

This Detection Summary does not include radiochemical test results.

Detection Summary

Client: EA Engineering, Science, and Technology
Project/Site: Kirtland AFB Vadose Zone Coring

Job ID: 280-143774-1

Client Sample ID: P-S10A-121220-415 — Lab Sample ID: 280-143774-6

Analyte	Result	Qualifier	LOQ	LOD	DL	Unit	Dil Fac	D	Method	Prep Type
Gasoline Range Organics (GRO)-C6-C10	44	Q	1.8	1.8	0.68	mg/Kg	1	☼	8015D GRO	Total/NA
Diesel Range Organics [C10-C28]	3.7	J	7.7	7.7	3.5	mg/Kg	1	☼	8015D DRO	Total/NA
Motor Oil (C20-C38)	7.6	J	23	22	7.5	mg/Kg	1	☼	8015D DRO	Total/NA

Client Sample ID: V-S10A-121220-420 — Lab Sample ID: 280-143774-7

Analyte	Result	Qualifier	LOQ	LOD	DL	Unit	Dil Fac	D	Method	Prep Type
Acetone	69	H3	66	66	33	ug/Kg	1	☼	8260B	Total/NA
Benzene	18	H3	4.6	0.37	0.14	ug/Kg	1	☼	8260B	Total/NA
n-Butylbenzene	14	H3	4.6	1.5	0.51	ug/Kg	1	☼	8260B	Total/NA
sec-Butylbenzene	37	H3	4.6	1.5	0.71	ug/Kg	1	☼	8260B	Total/NA
Ethylbenzene	150	Q H3	4.6	0.73	0.28	ug/Kg	1	☼	8260B	Total/NA
Isopropylbenzene	36	H3	4.6	4.6	2.2	ug/Kg	1	☼	8260B	Total/NA
4-Isopropyltoluene	6.2	H3	4.6	2.9	1.0	ug/Kg	1	☼	8260B	Total/NA
N-Propylbenzene	45	H3	4.6	1.5	0.53	ug/Kg	1	☼	8260B	Total/NA
1,2,4-Trimethylbenzene	100	H3	4.6	4.6	2.1	ug/Kg	1	☼	8260B	Total/NA
1,3,5-Trimethylbenzene	67	H3	4.6	4.6	2.2	ug/Kg	1	☼	8260B	Total/NA
Toluene - DL	720	D	200	32	9.0	ug/Kg	50	☼	8260B	Total/NA
o-Xylene - DL	200	D	200	32	11	ug/Kg	50	☼	8260B	Total/NA
m-Xylene & p-Xylene - DL	550	D	130	130	41	ug/Kg	50	☼	8260B	Total/NA

Client Sample ID: P-S10A-121220-420 — Lab Sample ID: 280-143774-8

Analyte	Result	Qualifier	LOQ	LOD	DL	Unit	Dil Fac	D	Method	Prep Type
Gasoline Range Organics (GRO)-C6-C10	31	Q	2.0	2.0	0.74	mg/Kg	1	☼	8015D GRO	Total/NA

Client Sample ID: TB-S10A-141220-01 — Lab Sample ID: 280-143774-9

No Detections.

Client Sample ID: V-S10A-131220-433 — Lab Sample ID: 280-143774-10

Analyte	Result	Qualifier	LOQ	LOD	DL	Unit	Dil Fac	D	Method	Prep Type
Acetone	100	H3	69	69	34	ug/Kg	1	☼	8260B	Total/NA
Benzene	2.1	J H3	4.8	0.38	0.14	ug/Kg	1	☼	8260B	Total/NA
2-Butanone (MEK)	23	H3	19	12	3.7	ug/Kg	1	☼	8260B	Total/NA
n-Butylbenzene	5.8	H3	4.8	1.5	0.53	ug/Kg	1	☼	8260B	Total/NA
sec-Butylbenzene	9.5	H3	4.8	1.5	0.73	ug/Kg	1	☼	8260B	Total/NA
Ethylbenzene	11	H3	4.8	0.76	0.29	ug/Kg	1	☼	8260B	Total/NA
Isopropylbenzene	4.4	J H3	4.8	4.8	2.3	ug/Kg	1	☼	8260B	Total/NA
4-Isopropyltoluene	2.1	J H3	4.8	3.0	1.1	ug/Kg	1	☼	8260B	Total/NA
Naphthalene	6.5	H3	6.4	6.4	3.2	ug/Kg	1	☼	8260B	Total/NA
N-Propylbenzene	6.2	H3	4.8	1.5	0.55	ug/Kg	1	☼	8260B	Total/NA
Toluene	42	H3	4.8	0.76	0.22	ug/Kg	1	☼	8260B	Total/NA
1,2,4-Trimethylbenzene	29	H3	4.8	4.8	2.2	ug/Kg	1	☼	8260B	Total/NA
1,3,5-Trimethylbenzene	15	H3	4.8	4.8	2.3	ug/Kg	1	☼	8260B	Total/NA
o-Xylene	34	H3	4.8	0.76	0.25	ug/Kg	1	☼	8260B	Total/NA
m-Xylene & p-Xylene	78	H3	3.0	3.0	0.99	ug/Kg	1	☼	8260B	Total/NA

This Detection Summary does not include radiochemical test results.

Detection Summary

Client: EA Engineering, Science, and Technology
Project/Site: Kirtland AFB Vadose Zone Coring

Job ID: 280-143774-1

Client Sample ID: P-S10A-131220-433 — Lab Sample ID: 280-143774-11

Analyte	Result	Qualifier	LOQ	LOD	DL	Unit	Dil Fac	D	Method	Prep Type
Gasoline Range Organics (GRO)-C6-C10	4.0		2.1	2.1	0.78	mg/Kg	1	☼	8015D GRO	Total/NA

Client Sample ID: V-S10A-131220-440 — Lab Sample ID: 280-143774-12

Analyte	Result	Qualifier	LOQ	LOD	DL	Unit	Dil Fac	D	Method	Prep Type
2-Butanone (MEK)	180	H3	21	13	4.0	ug/Kg	1	☼	8260B	Total/NA
n-Butylbenzene	6.4	H3	5.2	1.7	0.58	ug/Kg	1	☼	8260B	Total/NA
sec-Butylbenzene	7.2	H3	5.2	1.7	0.80	ug/Kg	1	☼	8260B	Total/NA
Ethylene Dibromide	7.6	H3	5.2	1.7	0.54	ug/Kg	1	☼	8260B	Total/NA
2-Hexanone	38	H3	21	13	5.1	ug/Kg	1	☼	8260B	Total/NA
4-Isopropyltoluene	2.1	J H3	5.2	3.3	1.2	ug/Kg	1	☼	8260B	Total/NA
4-Methyl-2-pentanone (MIBK)	25	H3	21	13	4.5	ug/Kg	1	☼	8260B	Total/NA
Naphthalene	36	H3	7.0	7.0	3.4	ug/Kg	1	☼	8260B	Total/NA
Toluene	2.1	J H3	5.2	0.83	0.24	ug/Kg	1	☼	8260B	Total/NA
1,2,4-Trimethylbenzene	24	H3	5.2	5.2	2.4	ug/Kg	1	☼	8260B	Total/NA
1,3,5-Trimethylbenzene	9.0	H3	5.2	5.2	2.5	ug/Kg	1	☼	8260B	Total/NA
o-Xylene	13	H3	5.2	0.83	0.28	ug/Kg	1	☼	8260B	Total/NA
m-Xylene & p-Xylene	19	H3	3.3	3.3	1.1	ug/Kg	1	☼	8260B	Total/NA

Client Sample ID: P-S10A-131220-440 — Lab Sample ID: 280-143774-13

Analyte	Result	Qualifier	LOQ	LOD	DL	Unit	Dil Fac	D	Method	Prep Type
Gasoline Range Organics (GRO)-C6-C10	10		2.1	2.1	0.81	mg/Kg	1	☼	8015D GRO	Total/NA
Diesel Range Organics [C10-C28]	12		8.3	8.3	3.8	mg/Kg	1	☼	8015D DRO	Total/NA

Client Sample ID: V-S10A-131220-450 — Lab Sample ID: 280-143774-14

Analyte	Result	Qualifier	LOQ	LOD	DL	Unit	Dil Fac	D	Method	Prep Type
Acetone	280	H	71	71	35	ug/Kg	1	☼	8260B	Total/NA
n-Butylbenzene	3.9	J H	4.9	1.6	0.55	ug/Kg	1	☼	8260B	Total/NA
sec-Butylbenzene	6.3	H	4.9	1.6	0.76	ug/Kg	1	☼	8260B	Total/NA
4-Isopropyltoluene	1.7	J H	4.9	3.2	1.1	ug/Kg	1	☼	8260B	Total/NA
Naphthalene	25	H	6.6	6.6	3.3	ug/Kg	1	☼	8260B	Total/NA
Toluene	1.4	J H	4.9	0.79	0.22	ug/Kg	1	☼	8260B	Total/NA
1,2,4-Trimethylbenzene	18	H	4.9	4.9	2.3	ug/Kg	1	☼	8260B	Total/NA
1,3,5-Trimethylbenzene	7.2	H	4.9	4.9	2.4	ug/Kg	1	☼	8260B	Total/NA
o-Xylene	12	H	4.9	0.79	0.26	ug/Kg	1	☼	8260B	Total/NA
m-Xylene & p-Xylene	21	H	3.2	3.2	1.0	ug/Kg	1	☼	8260B	Total/NA

Client Sample ID: P-S10A-131220-450 — Lab Sample ID: 280-143774-15

Analyte	Result	Qualifier	LOQ	LOD	DL	Unit	Dil Fac	D	Method	Prep Type
Gasoline Range Organics (GRO)-C6-C10	2.5		2.0	2.0	0.78	mg/Kg	1	☼	8015D GRO	Total/NA
Diesel Range Organics [C10-C28]	8.0		7.5	7.5	3.4	mg/Kg	1	☼	8015D DRO	Total/NA

Client Sample ID: V-S10A-131220-460 — Lab Sample ID: 280-143774-16

Analyte	Result	Qualifier	LOQ	LOD	DL	Unit	Dil Fac	D	Method	Prep Type
Benzene	81	H	4.7	0.38	0.14	ug/Kg	1	☼	8260B	Total/NA

This Detection Summary does not include radiochemical test results.

Client Sample ID: V-S10A-131220-460 (Continued) — Lab Sample ID: 280-143774-16

Analyte	Result	Qualifier	LOQ	LOD	DL	Unit	Dil Fac	D	Method	Prep Type
n-Butylbenzene	25	H	4.7	1.5	0.53	ug/Kg	1	☼	8260B	Total/NA
sec-Butylbenzene	52	H	4.7	1.5	0.73	ug/Kg	1	☼	8260B	Total/NA
Ethylbenzene	31	H	4.7	0.75	0.29	ug/Kg	1	☼	8260B	Total/NA
2-Hexanone	460	H	19	12	4.6	ug/Kg	1	☼	8260B	Total/NA
Isopropylbenzene	11	H	4.7	4.7	2.3	ug/Kg	1	☼	8260B	Total/NA
4-Isopropyltoluene	3.1	J H	4.7	3.0	1.1	ug/Kg	1	☼	8260B	Total/NA
4-Methyl-2-pentanone (MIBK)	130	H	19	12	4.1	ug/Kg	1	☼	8260B	Total/NA
Naphthalene	61	H	6.3	6.3	3.1	ug/Kg	1	☼	8260B	Total/NA
N-Propylbenzene	41	H	4.7	1.5	0.55	ug/Kg	1	☼	8260B	Total/NA
Toluene	150	H	4.7	0.75	0.21	ug/Kg	1	☼	8260B	Total/NA
1,2,4-Trimethylbenzene	84	H	4.7	4.7	2.2	ug/Kg	1	☼	8260B	Total/NA
1,3,5-Trimethylbenzene	52	H	4.7	4.7	2.3	ug/Kg	1	☼	8260B	Total/NA
o-Xylene	82	H	4.7	0.75	0.25	ug/Kg	1	☼	8260B	Total/NA
m-Xylene & p-Xylene	170	H	3.0	3.0	0.98	ug/Kg	1	☼	8260B	Total/NA
Acetone - DL	11000	D Q	2800	2800	1400	ug/Kg	50	☼	8260B	Total/NA
2-Butanone (MEK) - DL	2800	D M	780	500	150	ug/Kg	50	☼	8260B	Total/NA

Client Sample ID: P-S10A-131220-460 — Lab Sample ID: 280-143774-17

Analyte	Result	Qualifier	LOQ	LOD	DL	Unit	Dil Fac	D	Method	Prep Type
Gasoline Range Organics (GRO)-C6-C10	8.6		2.2	2.2	0.85	mg/Kg	1	☼	8015D GRO	Total/NA
Diesel Range Organics [C10-C28]	15		9.0	9.0	4.1	mg/Kg	1	☼	8015D DRO	Total/NA

Client Sample ID: TB-S10A-141220-02 — Lab Sample ID: 280-143774-18

No Detections.

Client Sample ID: TB-S10A-141220-03 — Lab Sample ID: 280-143774-19

No Detections.

Client Sample ID: V-S10A-141220-490 — Lab Sample ID: 280-143774-20

Analyte	Result	Qualifier	LOQ	LOD	DL	Unit	Dil Fac	D	Method	Prep Type
Acetone	120		64	64	32	ug/Kg	1		8260B	Total/NA
Benzene	110		4.4	0.36	0.13	ug/Kg	1		8260B	Total/NA
n-Butylbenzene	13		4.4	1.4	0.50	ug/Kg	1		8260B	Total/NA
sec-Butylbenzene	12		4.4	1.4	0.68	ug/Kg	1		8260B	Total/NA
Ethylbenzene	43		4.4	0.71	0.27	ug/Kg	1		8260B	Total/NA
Isopropylbenzene	9.2		4.4	4.4	2.1	ug/Kg	1		8260B	Total/NA
4-Isopropyltoluene	5.5		4.4	2.8	1.0	ug/Kg	1		8260B	Total/NA
Naphthalene	15		6.0	6.0	2.9	ug/Kg	1		8260B	Total/NA
N-Propylbenzene	15		4.4	1.4	0.52	ug/Kg	1		8260B	Total/NA
1,2,4-Trimethylbenzene	50		4.4	4.4	2.1	ug/Kg	1		8260B	Total/NA
1,3,5-Trimethylbenzene	19		4.4	4.4	2.2	ug/Kg	1		8260B	Total/NA
o-Xylene	43		4.4	0.71	0.24	ug/Kg	1		8260B	Total/NA
m-Xylene & p-Xylene	98		2.8	2.8	0.93	ug/Kg	1		8260B	Total/NA
Toluene - DL	110	J D	220	36	10	ug/Kg	50		8260B	Total/NA

This Detection Summary does not include radiochemical test results.

Detection Summary

Client: EA Engineering, Science, and Technology
Project/Site: Kirtland AFB Vadose Zone Coring

Job ID: 280-143774-1

Client Sample ID: P-S10A-141220-490 — Lab Sample ID: 280-143774-21

Analyte	Result	Qualifier	LOQ	LOD	DL	Unit	Dil Fac	D	Method	Prep Type
Gasoline Range Organics (GRO)-C6-C10	41	Q	2.5	2.5	0.94	mg/Kg	1	☼	8015D GRO	Total/NA
Diesel Range Organics [C10-C28]	31		8.6	8.6	3.9	mg/Kg	1	☼	8015D DRO	Total/NA

Client Sample ID: V-S10A-141220-510 — Lab Sample ID: 280-143774-22

Analyte	Result	Qualifier	LOQ	LOD	DL	Unit	Dil Fac	D	Method	Prep Type
Toluene	0.41	J	4.7	0.75	0.21	ug/Kg	1		8260B	Total/NA

Client Sample ID: P-S10A-141220-510 — Lab Sample ID: 280-143774-23

No Detections.

Client Sample ID: V-S10A-141220-517 — Lab Sample ID: 280-143774-24

Analyte	Result	Qualifier	LOQ	LOD	DL	Unit	Dil Fac	D	Method	Prep Type
Toluene	0.41	J	4.5	0.73	0.21	ug/Kg	1		8260B	Total/NA

Client Sample ID: P-S10A-141220-517 — Lab Sample ID: 280-143774-25

No Detections.

Client Sample ID: V-S10A-141225-517 — Lab Sample ID: 280-143774-26

Analyte	Result	Qualifier	LOQ	LOD	DL	Unit	Dil Fac	D	Method	Prep Type
Toluene	0.23	J	4.4	0.70	0.20	ug/Kg	1		8260B	Total/NA

Client Sample ID: P-S10A-141225-517 — Lab Sample ID: 280-143774-27

No Detections.

Client Sample ID: TB-S10A-141220-04 — Lab Sample ID: 280-143774-28

No Detections.

Client Sample ID: V-S10A-141220-470 — Lab Sample ID: 280-143774-29

Analyte	Result	Qualifier	LOQ	LOD	DL	Unit	Dil Fac	D	Method	Prep Type
Benzene	150		4.4	0.35	0.13	ug/Kg	1		8260B	Total/NA
2-Butanone (MEK)	100		18	11	3.4	ug/Kg	1		8260B	Total/NA
n-Butylbenzene	57	Q	4.4	1.4	0.49	ug/Kg	1		8260B	Total/NA
sec-Butylbenzene	130	Q	4.4	1.4	0.68	ug/Kg	1		8260B	Total/NA
Ethylbenzene	73		4.4	0.70	0.27	ug/Kg	1		8260B	Total/NA
Isopropylbenzene	30	Q	4.4	4.4	2.1	ug/Kg	1		8260B	Total/NA
4-Isopropyltoluene	8.8	Q	4.4	2.8	1.0	ug/Kg	1		8260B	Total/NA
Naphthalene	120	Q	5.9	5.9	2.9	ug/Kg	1		8260B	Total/NA
N-Propylbenzene	110	Q	4.4	1.4	0.51	ug/Kg	1		8260B	Total/NA
1,3,5-Trimethylbenzene	130	Q	4.4	4.4	2.1	ug/Kg	1		8260B	Total/NA
o-Xylene	140		4.4	0.70	0.23	ug/Kg	1		8260B	Total/NA
Toluene - DL	700	D	240	38	11	ug/Kg	50		8260B	Total/NA
1,2,4-Trimethylbenzene - DL	300	D	240	240	110	ug/Kg	50		8260B	Total/NA
m-Xylene & p-Xylene - DL	370	D	150	150	49	ug/Kg	50		8260B	Total/NA

This Detection Summary does not include radiochemical test results.

Detection Summary

Client: EA Engineering, Science, and Technology
Project/Site: Kirtland AFB Vadose Zone Coring

Job ID: 280-143774-1

Client Sample ID: P-S10A-141220-470 — Lab Sample ID: 280-143774-30

Analyte	Result	Qualifier	LOQ	LOD	DL	Unit	Dil Fac	D	Method	Prep Type
Gasoline Range Organics (GRO)-C6-C10	100		2.4	2.4	0.91	mg/Kg	1	☼	8015D GRO	Total/NA
Diesel Range Organics [C10-C28]	35		8.2	8.2	3.7	mg/Kg	1	☼	8015D DRO	Total/NA

Client Sample ID: V-S10A-141220-500 — Lab Sample ID: 280-143774-31

Analyte	Result	Qualifier	LOQ	LOD	DL	Unit	Dil Fac	D	Method	Prep Type
Toluene	1.0	J	4.6	0.74	0.21	ug/Kg	1		8260B	Total/NA
o-Xylene	0.43	J	4.6	0.74	0.25	ug/Kg	1		8260B	Total/NA

Client Sample ID: P-S10A-141220-500 — Lab Sample ID: 280-143774-32

Analyte	Result	Qualifier	LOQ	LOD	DL	Unit	Dil Fac	D	Method	Prep Type
Gasoline Range Organics (GRO)-C6-C10	1.7	J J1	2.4	2.4	0.92	mg/Kg	1	☼	8015D GRO	Total/NA

Client Sample ID: V-S10A-141220-480 — Lab Sample ID: 280-143774-33

Analyte	Result	Qualifier	LOQ	LOD	DL	Unit	Dil Fac	D	Method	Prep Type
Acetone	140		58	58	29	ug/Kg	1		8260B	Total/NA
n-Butylbenzene	18		4.1	1.3	0.45	ug/Kg	1		8260B	Total/NA
sec-Butylbenzene	28		4.1	1.3	0.62	ug/Kg	1		8260B	Total/NA
Ethylbenzene	160	Q	4.1	0.65	0.25	ug/Kg	1		8260B	Total/NA
Isopropylbenzene	29		4.1	4.1	2.0	ug/Kg	1		8260B	Total/NA
4-Isopropyltoluene	7.1		4.1	2.6	0.93	ug/Kg	1		8260B	Total/NA
Naphthalene	34		5.4	5.4	2.7	ug/Kg	1		8260B	Total/NA
N-Propylbenzene	52		4.1	1.3	0.47	ug/Kg	1		8260B	Total/NA
1,2,4-Trimethylbenzene	130		4.1	4.1	1.9	ug/Kg	1		8260B	Total/NA
1,3,5-Trimethylbenzene	54		4.1	4.1	2.0	ug/Kg	1		8260B	Total/NA
Benzene - DL	1600	D	230	18	6.9	ug/Kg	50		8260B	Total/NA
Toluene - DL	4500	D	230	36	10	ug/Kg	50		8260B	Total/NA
o-Xylene - DL	760	D	230	36	12	ug/Kg	50		8260B	Total/NA
m-Xylene & p-Xylene - DL	2100	D	150	150	47	ug/Kg	50		8260B	Total/NA

Client Sample ID: P-S10A-141220-480 — Lab Sample ID: 280-143774-34

Analyte	Result	Qualifier	LOQ	LOD	DL	Unit	Dil Fac	D	Method	Prep Type
Gasoline Range Organics (GRO)-C6-C10	73	Q	2.1	2.1	0.81	mg/Kg	1	☼	8015D GRO	Total/NA
Diesel Range Organics [C10-C28]	20		9.0	9.0	4.1	mg/Kg	1	☼	8015D DRO	Total/NA

This Detection Summary does not include radiochemical test results.

Method Summary

Client: EA Engineering, Science, and Technology
Project/Site: Kirtland AFB Vadose Zone Coring

Job ID: 280-143774-1

Method	Method Description	Protocol	Laboratory
8260B	Volatile Organic Compounds (GC/MS)	SW846	TAL DEN
8015D GRO	Gasoline Range Organics (GRO)	SW846	TAL DEN
8015D DRO	Diesel Range Organics (DRO) (GC)	SW846	TAL DEN
Moisture	Percent Moisture	EPA	TAL DEN
3546	Microwave Extraction	SW846	TAL DEN
5030B	Purge and Trap	SW846	TAL DEN
5035	Closed System Purge and Trap	SW846	TAL DEN

Protocol References:

EPA = US Environmental Protection Agency

SW846 = "Test Methods For Evaluating Solid Waste, Physical/Chemical Methods", Third Edition, November 1986 And Its Updates.

Laboratory References:

TAL DEN = Eurofins TestAmerica, Denver, 4955 Yarrow Street, Arvada, CO 80002, TEL (303)736-0100

Sample Summary

Client: EA Engineering, Science, and Technology
Project/Site: Kirtland AFB Vadose Zone Coring

Job ID: 280-143774-1

Lab Sample ID	Client Sample ID	Matrix	Collected	Received	Asset ID
280-143774-1	V-S10A-121220-400	Solid	12/12/20 12:00	12/15/20 11:40	
280-143774-2	P-S10A-121220-400	Solid	12/12/20 12:00	12/15/20 11:40	
280-143774-3	V-S10A-121220-410	Solid	12/12/20 14:15	12/15/20 11:40	
280-143774-4	P-S10A-121220-410	Solid	12/12/20 14:15	12/15/20 11:40	
280-143774-5	V-S10A-121220-415	Solid	12/12/20 15:15	12/15/20 11:40	
280-143774-6	P-S10A-121220-415	Solid	12/12/20 15:15	12/15/20 11:40	
280-143774-7	V-S10A-121220-420	Solid	12/12/20 16:05	12/15/20 11:40	
280-143774-8	P-S10A-121220-420	Solid	12/12/20 16:05	12/15/20 11:40	
280-143774-9	TB-S10A-141220-01	Water	12/14/20 12:00	12/15/20 11:40	
280-143774-10	V-S10A-131220-433	Solid	12/13/20 08:50	12/15/20 11:40	
280-143774-11	P-S10A-131220-433	Solid	12/13/20 08:50	12/15/20 11:40	
280-143774-12	V-S10A-131220-440	Solid	12/13/20 10:55	12/15/20 11:40	
280-143774-13	P-S10A-131220-440	Solid	12/13/20 10:55	12/15/20 11:40	
280-143774-14	V-S10A-131220-450	Solid	12/13/20 13:40	12/15/20 11:40	
280-143774-15	P-S10A-131220-450	Solid	12/13/20 13:40	12/15/20 11:40	
280-143774-16	V-S10A-131220-460	Solid	12/13/20 15:30	12/15/20 11:40	
280-143774-17	P-S10A-131220-460	Solid	12/13/20 15:30	12/15/20 11:40	
280-143774-18	TB-S10A-141220-02	Water	12/14/20 12:00	12/15/20 11:40	
280-143774-19	TB-S10A-141220-03	Water	12/14/20 13:00	12/15/20 11:40	
280-143774-20	V-S10A-141220-490	Solid	12/14/20 11:50	12/15/20 11:40	
280-143774-21	P-S10A-141220-490	Solid	12/14/20 11:50	12/15/20 11:40	
280-143774-22	V-S10A-141220-510	Solid	12/14/20 14:00	12/15/20 11:40	
280-143774-23	P-S10A-141220-510	Solid	12/14/20 14:00	12/15/20 11:40	
280-143774-24	V-S10A-141220-517	Solid	12/14/20 16:00	12/15/20 11:40	
280-143774-25	P-S10A-141220-517	Solid	12/14/20 16:00	12/15/20 11:40	
280-143774-26	V-S10A-141225-517	Solid	12/14/20 16:00	12/15/20 11:40	
280-143774-27	P-S10A-141225-517	Solid	12/14/20 16:00	12/15/20 11:40	
280-143774-28	TB-S10A-141220-04	Water	12/14/20 13:00	12/15/20 11:40	
280-143774-29	V-S10A-141220-470	Solid	12/14/20 08:40	12/15/20 11:40	
280-143774-30	P-S10A-141220-470	Solid	12/14/20 08:40	12/15/20 11:40	
280-143774-31	V-S10A-141220-500	Solid	12/14/20 13:40	12/15/20 11:40	
280-143774-32	P-S10A-141220-500	Solid	12/14/20 13:40	12/15/20 11:40	
280-143774-33	V-S10A-141220-480	Solid	12/14/20 10:00	12/15/20 11:40	
280-143774-34	P-S10A-141220-480	Solid	12/14/20 10:00	12/15/20 11:40	

Method: 8260B - Volatile Organic Compounds (GC/MS)

Client Sample ID: V-S10A-121220-400
Date Collected: 12/12/20 12:00
Date Received: 12/15/20 11:40

Lab Sample ID: 280-143774-1
Matrix: Solid
Percent Solids: 96.1

Analyte	Result	Qualifier	LOQ	LOD	DL	Unit	D	Analyzed	Dil Fac
Acetone	66	U Q H3	66	66	33	ug/Kg	☼	12/24/20 15:16	1
Benzene	**5.8**	**H3**	4.6	0.37	0.14	ug/Kg	☼	12/24/20 15:16	1
Bromobenzene	1.5	U H3	4.6	1.5	0.45	ug/Kg	☼	12/24/20 15:16	1
Bromochloromethane	4.6	U H3	4.6	4.6	2.3	ug/Kg	☼	12/24/20 15:16	1
Bromodichloromethane	4.6	U M H3	4.6	4.6	2.0	ug/Kg	☼	12/24/20 15:16	1
Bromoform	4.7	U H3	4.7	4.7	2.3	ug/Kg	☼	12/24/20 15:16	1
Bromomethane	2.9	U H3	9.2	2.9	1.2	ug/Kg	☼	12/24/20 15:16	1
2-Butanone (MEK)	12	U H3	18	12	3.6	ug/Kg	☼	12/24/20 15:16	1
n-Butylbenzene	**2.2**	**J H3**	4.6	1.5	0.51	ug/Kg	☼	12/24/20 15:16	1
sec-Butylbenzene	**3.5**	**J H3**	4.6	1.5	0.71	ug/Kg	☼	12/24/20 15:16	1
tert-Butylbenzene	1.5	U M H3	4.6	1.5	0.46	ug/Kg	☼	12/24/20 15:16	1
Carbon disulfide	4.6	U H3	4.6	4.6	1.5	ug/Kg	☼	12/24/20 15:16	1
Carbon tetrachloride	4.6	U H3	4.6	4.6	1.8	ug/Kg	☼	12/24/20 15:16	1
Chlorobenzene	4.6	U H3	4.6	4.6	1.9	ug/Kg	☼	12/24/20 15:16	1
Chloroethane	5.9	U Q H3	9.2	5.9	1.8	ug/Kg	☼	12/24/20 15:16	1
Chloroform	0.73	U H3	9.2	0.73	0.27	ug/Kg	☼	12/24/20 15:16	1
Chloromethane	1.5	U H3	9.2	1.5	0.71	ug/Kg	☼	12/24/20 15:16	1
4-Chlorotoluene	0.73	U M H3	4.6	0.73	0.33	ug/Kg	☼	12/24/20 15:16	1
Dibromochloromethane	4.6	U H3	4.6	4.6	2.1	ug/Kg	☼	12/24/20 15:16	1
1,2-Dibromo-3-Chloropropane	9.2	U H3	9.2	9.2	3.4	ug/Kg	☼	12/24/20 15:16	1
Dichlorodifluoromethane	5.9	U H3	9.2	5.9	2.5	ug/Kg	☼	12/24/20 15:16	1
Dibromomethane	0.73	U H3	4.6	0.73	0.29	ug/Kg	☼	12/24/20 15:16	1
Ethylene Dibromide	1.5	U M H3	4.6	1.5	0.48	ug/Kg	☼	12/24/20 15:16	1
1,2-Dichlorobenzene	4.6	U H3	4.6	4.6	1.7	ug/Kg	☼	12/24/20 15:16	1
1,3-Dichlorobenzene	1.5	U H3	4.6	1.5	0.44	ug/Kg	☼	12/24/20 15:16	1
1,4-Dichlorobenzene	0.73	U H3	4.6	0.73	0.22	ug/Kg	☼	12/24/20 15:16	1
1,1-Dichloroethane	0.73	U H3	4.6	0.73	0.19	ug/Kg	☼	12/24/20 15:16	1
1,2-Dichloroethane	1.5	U H3	4.6	1.5	0.64	ug/Kg	☼	12/24/20 15:16	1
1,1-Dichloroethene	1.5	U H3	4.6	1.5	0.54	ug/Kg	☼	12/24/20 15:16	1
1,2-Dichloroethene, Total	1.5	U H3	4.6	1.5	0.36	ug/Kg	☼	12/24/20 15:16	1
cis-1,2-Dichloroethene	0.73	U H3	4.6	0.73	0.18	ug/Kg	☼	12/24/20 15:16	1
trans-1,2-Dichloroethene	0.73	U H3	4.6	0.73	0.36	ug/Kg	☼	12/24/20 15:16	1
1,2-Dichloropropane	1.5	U M H3	4.6	1.5	0.51	ug/Kg	☼	12/24/20 15:16	1
1,3-Dichloropropane	0.37	U H3	4.6	0.37	0.16	ug/Kg	☼	12/24/20 15:16	1
2,2-Dichloropropane	1.5	U H3	4.6	1.5	0.40	ug/Kg	☼	12/24/20 15:16	1
1,1-Dichloropropene	0.37	U H3	4.6	0.37	0.15	ug/Kg	☼	12/24/20 15:16	1
cis-1,3-Dichloropropene	0.37	U H3	4.6	0.37	0.092	ug/Kg	☼	12/24/20 15:16	1
trans-1,3-Dichloropropene	0.18	U H3	4.6	0.18	0.076	ug/Kg	☼	12/24/20 15:16	1
Ethylbenzene	**13**	**H3**	4.6	0.73	0.28	ug/Kg	☼	12/24/20 15:16	1
2-Hexanone	12	U M H3	18	12	4.5	ug/Kg	☼	12/24/20 15:16	1
Hexachlorobutadiene	4.6	U H3	4.6	4.6	2.0	ug/Kg	☼	12/24/20 15:16	1
Isopropylbenzene	**2.6**	**J H3**	4.6	4.6	2.2	ug/Kg	☼	12/24/20 15:16	1
4-Isopropyltoluene	**1.0**	**J H3**	4.6	2.9	1.0	ug/Kg	☼	12/24/20 15:16	1
Methylene Chloride	2.9	U M H3	4.6	2.9	1.5	ug/Kg	☼	12/24/20 15:16	1
4-Methyl-2-pentanone (MIBK)	12	U M H3	18	12	4.0	ug/Kg	☼	12/24/20 15:16	1
Methyl tert-butyl ether	5.9	U H3	18	5.9	1.9	ug/Kg	☼	12/24/20 15:16	1
Naphthalene	6.2	U H3	6.2	6.2	3.0	ug/Kg	☼	12/24/20 15:16	1
N-Propylbenzene	**4.4**	**J H3**	4.6	1.5	0.53	ug/Kg	☼	12/24/20 15:16	1
Styrene	0.73	U M H3	4.6	0.73	0.26	ug/Kg	☼	12/24/20 15:16	1

Method: 8260B - Volatile Organic Compounds (GC/MS) (Continued)

Client Sample ID: V-S10A-121220-400 — **Lab Sample ID: 280-143774-1**
Date Collected: 12/12/20 12:00 — **Matrix: Solid**
Date Received: 12/15/20 11:40 — **Percent Solids: 96.1**

Analyte	Result	Qualifier	LOQ	LOD	DL	Unit	D	Analyzed	Dil Fac
1,1,1,2-Tetrachloroethane	4.6	U H3	4.6	4.6	2.0	ug/Kg	☼	12/24/20 15:16	1
1,1,2,2-Tetrachloroethane	0.73	U M H3	4.6	0.73	0.26	ug/Kg	☼	12/24/20 15:16	1
Tetrachloroethene	4.6	U H3	4.6	4.6	1.8	ug/Kg	☼	12/24/20 15:16	1
Toluene	**74**	**H3**	4.6	0.73	0.21	ug/Kg	☼	12/24/20 15:16	1
1,2,3-Trichlorobenzene	2.9	U H3	4.6	2.9	0.74	ug/Kg	☼	12/24/20 15:16	1
1,1,1-Trichloroethane	4.6	U H3	4.6	4.6	1.8	ug/Kg	☼	12/24/20 15:16	1
1,1,2-Trichloroethane	2.9	U M H3	4.6	2.9	0.81	ug/Kg	☼	12/24/20 15:16	1
Trichloroethene	4.6	U H3	4.6	4.6	1.8	ug/Kg	☼	12/24/20 15:16	1
Trichlorofluoromethane	9.2	U H3	9.2	9.2	2.9	ug/Kg	☼	12/24/20 15:16	1
1,2,4-Trichlorobenzene	1.5	U H3	4.6	1.5	0.67	ug/Kg	☼	12/24/20 15:16	1
1,2,3-Trichloropropane	0.73	U M H3	4.6	0.73	0.20	ug/Kg	☼	12/24/20 15:16	1
1,2,4-Trimethylbenzene	**16**	**H3**	4.6	4.6	2.1	ug/Kg	☼	12/24/20 15:16	1
1,3,5-Trimethylbenzene	**8.1**	**H3**	4.6	4.6	2.2	ug/Kg	☼	12/24/20 15:16	1
Vinyl chloride	2.9	U H3	4.6	2.9	1.2	ug/Kg	☼	12/24/20 15:16	1
o-Xylene	**30**	**H3**	4.6	0.73	0.24	ug/Kg	☼	12/24/20 15:16	1
m-Xylene & p-Xylene	**65**	**H3**	2.9	2.9	0.95	ug/Kg	☼	12/24/20 15:16	1
2-Chlorotoluene	1.5	U H3	4.6	1.5	0.47	ug/Kg	☼	12/24/20 15:16	1

Surrogate	*%Recovery*	*Qualifier*	*Limits*	*Prepared*	*Analyzed*	*Dil Fac*
Toluene-d8 (Surr)	*98*		*85 - 116*	*12/12/20 12:00*	*12/24/20 15:16*	*1*
1,2-Dichloroethane-d4 (Surr)	*102*		*71 - 136*	*12/12/20 12:00*	*12/24/20 15:16*	*1*
4-Bromofluorobenzene (Surr)	*100*		*79 - 119*	*12/12/20 12:00*	*12/24/20 15:16*	*1*
Dibromofluoromethane (Surr)	*101*		*78 - 119*	*12/12/20 12:00*	*12/24/20 15:16*	*1*

Client Sample ID: V-S10A-121220-410 — **Lab Sample ID: 280-143774-3**
Date Collected: 12/12/20 14:15 — **Matrix: Solid**
Date Received: 12/15/20 11:40 — **Percent Solids: 97.7**

Analyte	Result	Qualifier	LOQ	LOD	DL	Unit	D	Analyzed	Dil Fac
Acetone	72	U H3	72	72	36	ug/Kg	☼	12/17/20 16:30	1
Benzene	**0.82**	**J H3**	5.0	0.40	0.15	ug/Kg	☼	12/17/20 16:30	1
Bromobenzene	1.6	U H3	5.0	1.6	0.49	ug/Kg	☼	12/17/20 16:30	1
Bromochloromethane	5.0	U H3	5.0	5.0	2.5	ug/Kg	☼	12/17/20 16:30	1
Bromodichloromethane	5.0	U H3	5.0	5.0	2.1	ug/Kg	☼	12/17/20 16:30	1
Bromoform	5.1	U H3	5.1	5.1	2.5	ug/Kg	☼	12/17/20 16:30	1
Bromomethane	3.2	U H3	10	3.2	1.3	ug/Kg	☼	12/17/20 16:30	1
2-Butanone (MEK)	13	U H3	20	13	3.9	ug/Kg	☼	12/17/20 16:30	1
n-Butylbenzene	1.6	U M H3	5.0	1.6	0.56	ug/Kg	☼	12/17/20 16:30	1
sec-Butylbenzene	1.6	U H3	5.0	1.6	0.77	ug/Kg	☼	12/17/20 16:30	1
tert-Butylbenzene	1.6	U H3	5.0	1.6	0.50	ug/Kg	☼	12/17/20 16:30	1
Carbon disulfide	5.0	U H3	5.0	5.0	1.7	ug/Kg	☼	12/17/20 16:30	1
Carbon tetrachloride	5.0	U H3	5.0	5.0	2.0	ug/Kg	☼	12/17/20 16:30	1
Chlorobenzene	5.0	U H3	5.0	5.0	2.1	ug/Kg	☼	12/17/20 16:30	1
Chloroethane	6.4	U H3	10	6.4	2.0	ug/Kg	☼	12/17/20 16:30	1
Chloroform	0.80	U H3	10	0.80	0.29	ug/Kg	☼	12/17/20 16:30	1
Chloromethane	1.6	U H3	10	1.6	0.77	ug/Kg	☼	12/17/20 16:30	1
4-Chlorotoluene	0.80	U H3	5.0	0.80	0.36	ug/Kg	☼	12/17/20 16:30	1
Dibromochloromethane	5.0	U H3	5.0	5.0	2.3	ug/Kg	☼	12/17/20 16:30	1
1,2-Dibromo-3-Chloropropane	10	U H3	10	10	3.7	ug/Kg	☼	12/17/20 16:30	1
Dichlorodifluoromethane	6.4	U H3	10	6.4	2.7	ug/Kg	☼	12/17/20 16:30	1
Dibromomethane	0.80	U H3	5.0	0.80	0.32	ug/Kg	☼	12/17/20 16:30	1

Method: 8260B - Volatile Organic Compounds (GC/MS) (Continued)

Client Sample ID: V-S10A-121220-410
Date Collected: 12/12/20 14:15
Date Received: 12/15/20 11:40

Lab Sample ID: 280-143774-3
Matrix: Solid
Percent Solids: 97.7

Analyte	Result	Qualifier	LOQ	LOD	DL	Unit	D	Analyzed	Dil Fac
Ethylene Dibromide	1.6	U M H3	5.0	1.6	0.52	ug/Kg	☼	12/17/20 16:30	1
1,2-Dichlorobenzene	5.0	U H3	5.0	5.0	1.9	ug/Kg	☼	12/17/20 16:30	1
1,3-Dichlorobenzene	1.6	U H3	5.0	1.6	0.48	ug/Kg	☼	12/17/20 16:30	1
1,4-Dichlorobenzene	0.80	U M H3	5.0	0.80	0.24	ug/Kg	☼	12/17/20 16:30	1
1,1-Dichloroethane	0.80	U H3	5.0	0.80	0.21	ug/Kg	☼	12/17/20 16:30	1
1,2-Dichloroethane	1.6	U M H3	5.0	1.6	0.70	ug/Kg	☼	12/17/20 16:30	1
1,1-Dichloroethene	1.6	U H3	5.0	1.6	0.59	ug/Kg	☼	12/17/20 16:30	1
1,2-Dichloroethene, Total	1.6	U H3	5.0	1.6	0.39	ug/Kg	☼	12/17/20 16:30	1
cis-1,2-Dichloroethene	0.80	U H3	5.0	0.80	0.20	ug/Kg	☼	12/17/20 16:30	1
trans-1,2-Dichloroethene	0.80	U H3	5.0	0.80	0.39	ug/Kg	☼	12/17/20 16:30	1
1,2-Dichloropropane	1.6	U M H3	5.0	1.6	0.55	ug/Kg	☼	12/17/20 16:30	1
1,3-Dichloropropane	0.40	U H3	5.0	0.40	0.17	ug/Kg	☼	12/17/20 16:30	1
2,2-Dichloropropane	1.6	U H3	5.0	1.6	0.44	ug/Kg	☼	12/17/20 16:30	1
1,1-Dichloropropene	0.40	U H3	5.0	0.40	0.16	ug/Kg	☼	12/17/20 16:30	1
cis-1,3-Dichloropropene	0.40	U H3	5.0	0.40	0.10	ug/Kg	☼	12/17/20 16:30	1
trans-1,3-Dichloropropene	0.20	U H3	5.0	0.20	0.083	ug/Kg	☼	12/17/20 16:30	1
Ethylbenzene	**0.43**	**J H3**	5.0	0.80	0.30	ug/Kg	☼	12/17/20 16:30	1
2-Hexanone	13	U M H3	20	13	4.9	ug/Kg	☼	12/17/20 16:30	1
Hexachlorobutadiene	5.0	U H3	5.0	5.0	2.2	ug/Kg	☼	12/17/20 16:30	1
Isopropylbenzene	5.0	U H3	5.0	5.0	2.4	ug/Kg	☼	12/17/20 16:30	1
4-Isopropyltoluene	3.2	U H3	5.0	3.2	1.1	ug/Kg	☼	12/17/20 16:30	1
Methylene Chloride	3.2	U M H3	5.0	3.2	1.6	ug/Kg	☼	12/17/20 16:30	1
4-Methyl-2-pentanone (MIBK)	13	U M H3	20	13	4.3	ug/Kg	☼	12/17/20 16:30	1
Methyl tert-butyl ether	6.4	U H3	20	6.4	2.1	ug/Kg	☼	12/17/20 16:30	1
Naphthalene	6.7	U H3	6.7	6.7	3.3	ug/Kg	☼	12/17/20 16:30	1
N-Propylbenzene	1.6	U M H3	5.0	1.6	0.58	ug/Kg	☼	12/17/20 16:30	1
Styrene	0.80	U H3	5.0	0.80	0.28	ug/Kg	☼	12/17/20 16:30	1
1,1,1,2-Tetrachloroethane	5.0	U H3	5.0	5.0	2.2	ug/Kg	☼	12/17/20 16:30	1
1,1,2,2-Tetrachloroethane	0.80	U H3	5.0	0.80	0.28	ug/Kg	☼	12/17/20 16:30	1
Tetrachloroethene	5.0	U H3	5.0	5.0	1.9	ug/Kg	☼	12/17/20 16:30	1
Toluene	**4.5**	**J H3**	5.0	0.80	0.23	ug/Kg	☼	12/17/20 16:30	1
1,2,3-Trichlorobenzene	3.2	U H3	5.0	3.2	0.81	ug/Kg	☼	12/17/20 16:30	1
1,1,1-Trichloroethane	5.0	U H3	5.0	5.0	2.0	ug/Kg	☼	12/17/20 16:30	1
1,1,2-Trichloroethane	3.2	U M H3	5.0	3.2	0.88	ug/Kg	☼	12/17/20 16:30	1
Trichloroethene	5.0	U H3	5.0	5.0	1.9	ug/Kg	☼	12/17/20 16:30	1
Trichlorofluoromethane	10	U H3	10	10	3.2	ug/Kg	☼	12/17/20 16:30	1
1,2,4-Trichlorobenzene	1.6	U H3	5.0	1.6	0.73	ug/Kg	☼	12/17/20 16:30	1
1,2,3-Trichloropropane	0.80	U H3	5.0	0.80	0.22	ug/Kg	☼	12/17/20 16:30	1
1,2,4-Trimethylbenzene	5.0	U H3	5.0	5.0	2.3	ug/Kg	☼	12/17/20 16:30	1
1,3,5-Trimethylbenzene	5.0	U H3	5.0	5.0	2.4	ug/Kg	☼	12/17/20 16:30	1
Vinyl chloride	3.2	U H3	5.0	3.2	1.3	ug/Kg	☼	12/17/20 16:30	1
o-Xylene	**1.1**	**J H3**	5.0	0.80	0.27	ug/Kg	☼	12/17/20 16:30	1
m-Xylene & p-Xylene	**2.2**	**J H3**	3.2	3.2	1.0	ug/Kg	☼	12/17/20 16:30	1
2-Chlorotoluene	1.6	U H3	5.0	1.6	0.51	ug/Kg	☼	12/17/20 16:30	1

Surrogate	*%Recovery*	*Qualifier*	*Limits*	*Prepared*	*Analyzed*	*Dil Fac*
Toluene-d8 (Surr)	*99*		*85 - 116*	*12/12/20 14:15*	*12/17/20 16:30*	*1*
1,2-Dichloroethane-d4 (Surr)	*101*		*71 - 136*	*12/12/20 14:15*	*12/17/20 16:30*	*1*
4-Bromofluorobenzene (Surr)	*99*		*79 - 119*	*12/12/20 14:15*	*12/17/20 16:30*	*1*
Dibromofluoromethane (Surr)	*100*		*78 - 119*	*12/12/20 14:15*	*12/17/20 16:30*	*1*

Method: 8260B - Volatile Organic Compounds (GC/MS)

Client Sample ID: V-S10A-121220-415
Date Collected: 12/12/20 15:15
Date Received: 12/15/20 11:40

Lab Sample ID: 280-143774-5
Matrix: Solid
Percent Solids: 96.7

Analyte	Result	Qualifier	LOQ	LOD	DL	Unit	D	Analyzed	Dil Fac
Acetone	64	U H3	64	64	31	ug/Kg	☼	12/17/20 16:52	1
Benzene	**0.93**	**J H3**	4.4	0.35	0.13	ug/Kg	☼	12/17/20 16:52	1
Bromobenzene	1.4	U H3	4.4	1.4	0.43	ug/Kg	☼	12/17/20 16:52	1
Bromochloromethane	4.4	U H3	4.4	4.4	2.2	ug/Kg	☼	12/17/20 16:52	1
Bromodichloromethane	4.4	U M H3	4.4	4.4	1.9	ug/Kg	☼	12/17/20 16:52	1
Bromoform	4.5	U Q H3	4.5	4.5	2.3	ug/Kg	☼	12/17/20 16:52	1
Bromomethane	2.8	U H3	8.8	2.8	1.2	ug/Kg	☼	12/17/20 16:52	1
2-Butanone (MEK)	11	U H3	18	11	3.4	ug/Kg	☼	12/17/20 16:52	1
n-Butylbenzene	**6.2**	**H3**	4.4	1.4	0.50	ug/Kg	☼	12/17/20 16:52	1
sec-Butylbenzene	**14**	**H3**	4.4	1.4	0.68	ug/Kg	☼	12/17/20 16:52	1
tert-Butylbenzene	1.4	U M H3	4.4	1.4	0.44	ug/Kg	☼	12/17/20 16:52	1
Carbon disulfide	4.4	U H3	4.4	4.4	1.5	ug/Kg	☼	12/17/20 16:52	1
Carbon tetrachloride	4.4	U H3	4.4	4.4	1.8	ug/Kg	☼	12/17/20 16:52	1
Chlorobenzene	4.4	U Q H3	4.4	4.4	1.8	ug/Kg	☼	12/17/20 16:52	1
Chloroethane	5.7	U H3	8.8	5.7	1.8	ug/Kg	☼	12/17/20 16:52	1
Chloroform	0.71	U H3	8.8	0.71	0.26	ug/Kg	☼	12/17/20 16:52	1
Chloromethane	1.4	U H3	8.8	1.4	0.68	ug/Kg	☼	12/17/20 16:52	1
4-Chlorotoluene	0.71	U M H3	4.4	0.71	0.32	ug/Kg	☼	12/17/20 16:52	1
Dibromochloromethane	4.4	U M Q H3	4.4	4.4	2.0	ug/Kg	☼	12/17/20 16:52	1
1,2-Dibromo-3-Chloropropane	8.8	U M H3	8.8	8.8	3.2	ug/Kg	☼	12/17/20 16:52	1
Dichlorodifluoromethane	5.7	U H3	8.8	5.7	2.4	ug/Kg	☼	12/17/20 16:52	1
Dibromomethane	0.71	U H3	4.4	0.71	0.28	ug/Kg	☼	12/17/20 16:52	1
Ethylene Dibromide	1.4	U M Q H3	4.4	1.4	0.46	ug/Kg	☼	12/17/20 16:52	1
1,2-Dichlorobenzene	4.4	U H3	4.4	4.4	1.7	ug/Kg	☼	12/17/20 16:52	1
1,3-Dichlorobenzene	1.4	U H3	4.4	1.4	0.42	ug/Kg	☼	12/17/20 16:52	1
1,4-Dichlorobenzene	0.71	U H3	4.4	0.71	0.22	ug/Kg	☼	12/17/20 16:52	1
1,1-Dichloroethane	0.71	U H3	4.4	0.71	0.19	ug/Kg	☼	12/17/20 16:52	1
1,2-Dichloroethane	1.4	U M H3	4.4	1.4	0.62	ug/Kg	☼	12/17/20 16:52	1
1,1-Dichloroethene	1.4	U H3	4.4	1.4	0.52	ug/Kg	☼	12/17/20 16:52	1
1,2-Dichloroethene, Total	1.4	U H3	4.4	1.4	0.34	ug/Kg	☼	12/17/20 16:52	1
cis-1,2-Dichloroethene	0.71	U H3	4.4	0.71	0.18	ug/Kg	☼	12/17/20 16:52	1
trans-1,2-Dichloroethene	0.71	U H3	4.4	0.71	0.34	ug/Kg	☼	12/17/20 16:52	1
1,2-Dichloropropane	1.4	U M H3	4.4	1.4	0.49	ug/Kg	☼	12/17/20 16:52	1
1,3-Dichloropropane	0.35	U Q H3	4.4	0.35	0.15	ug/Kg	☼	12/17/20 16:52	1
2,2-Dichloropropane	1.4	U H3	4.4	1.4	0.39	ug/Kg	☼	12/17/20 16:52	1
1,1-Dichloropropene	0.35	U H3	4.4	0.35	0.14	ug/Kg	☼	12/17/20 16:52	1
cis-1,3-Dichloropropene	0.35	U H3	4.4	0.35	0.088	ug/Kg	☼	12/17/20 16:52	1
trans-1,3-Dichloropropene	0.18	U M H3	4.4	0.18	0.073	ug/Kg	☼	12/17/20 16:52	1
Ethylbenzene	**24**	**Q H3**	4.4	0.71	0.27	ug/Kg	☼	12/17/20 16:52	1
2-Hexanone	11	U M Q H3	18	11	4.3	ug/Kg	☼	12/17/20 16:52	1
Hexachlorobutadiene	4.4	U H3	4.4	4.4	1.9	ug/Kg	☼	12/17/20 16:52	1
Isopropylbenzene	**9.0**	**H3**	4.4	4.4	2.1	ug/Kg	☼	12/17/20 16:52	1
4-Isopropyltoluene	**2.5**	**J H3**	4.4	2.8	1.0	ug/Kg	☼	12/17/20 16:52	1
Methylene Chloride	2.8	U M H3	4.4	2.8	1.4	ug/Kg	☼	12/17/20 16:52	1
4-Methyl-2-pentanone (MIBK)	11	U M H3	18	11	3.9	ug/Kg	☼	12/17/20 16:52	1
Methyl tert-butyl ether	5.7	U H3	18	5.7	1.9	ug/Kg	☼	12/17/20 16:52	1
Naphthalene	5.9	U H3	5.9	5.9	2.9	ug/Kg	☼	12/17/20 16:52	1
N-Propylbenzene	**12**	**H3**	4.4	1.4	0.51	ug/Kg	☼	12/17/20 16:52	1
Styrene	0.71	U M Q H3	4.4	0.71	0.25	ug/Kg	☼	12/17/20 16:52	1

Method: 8260B - Volatile Organic Compounds (GC/MS) (Continued)

Client Sample ID: V-S10A-121220-415
Date Collected: 12/12/20 15:15
Date Received: 12/15/20 11:40

Lab Sample ID: 280-143774-5
Matrix: Solid
Percent Solids: 96.7

Analyte	Result	Qualifier	LOQ	LOD	DL	Unit	D	Analyzed	Dil Fac
1,1,1,2-Tetrachloroethane	4.4	U Q H3	4.4	4.4	2.0	ug/Kg	☼	12/17/20 16:52	1
1,1,2,2-Tetrachloroethane	0.71	U M H3	4.4	0.71	0.25	ug/Kg	☼	12/17/20 16:52	1
Tetrachloroethene	4.4	U Q H3	4.4	4.4	1.7	ug/Kg	☼	12/17/20 16:52	1
Toluene	**47**	**H3**	4.4	0.71	0.20	ug/Kg	☼	12/17/20 16:52	1
1,2,3-Trichlorobenzene	2.8	U H3	4.4	2.8	0.72	ug/Kg	☼	12/17/20 16:52	1
1,1,1-Trichloroethane	4.4	U H3	4.4	4.4	1.8	ug/Kg	☼	12/17/20 16:52	1
1,1,2-Trichloroethane	2.8	U M H3	4.4	2.8	0.78	ug/Kg	☼	12/17/20 16:52	1
Trichloroethene	4.4	U H3	4.4	4.4	1.7	ug/Kg	☼	12/17/20 16:52	1
Trichlorofluoromethane	8.8	U H3	8.8	8.8	2.8	ug/Kg	☼	12/17/20 16:52	1
1,2,4-Trichlorobenzene	1.4	U H3	4.4	1.4	0.65	ug/Kg	☼	12/17/20 16:52	1
1,2,3-Trichloropropane	0.71	U M H3	4.4	0.71	0.19	ug/Kg	☼	12/17/20 16:52	1
1,2,4-Trimethylbenzene	**33**	**H3**	4.4	4.4	2.0	ug/Kg	☼	12/17/20 16:52	1
1,3,5-Trimethylbenzene	**21**	**H3**	4.4	4.4	2.1	ug/Kg	☼	12/17/20 16:52	1
Vinyl chloride	2.8	U H3	4.4	2.8	1.2	ug/Kg	☼	12/17/20 16:52	1
o-Xylene	**51**	**Q H3**	4.4	0.71	0.24	ug/Kg	☼	12/17/20 16:52	1
m-Xylene & p-Xylene	**130**	**Q H3**	2.8	2.8	0.92	ug/Kg	☼	12/17/20 16:52	1
2-Chlorotoluene	1.4	U H3	4.4	1.4	0.45	ug/Kg	☼	12/17/20 16:52	1

Surrogate	*%Recovery*	*Qualifier*	*Limits*	*Prepared*	*Analyzed*	*Dil Fac*
Toluene-d8 (Surr)	*149*	*Q*	*85 - 116*	*12/12/20 15:15*	*12/17/20 16:52*	*1*
1,2-Dichloroethane-d4 (Surr)	*100*		*71 - 136*	*12/12/20 15:15*	*12/17/20 16:52*	*1*
4-Bromofluorobenzene (Surr)	*100*		*79 - 119*	*12/12/20 15:15*	*12/17/20 16:52*	*1*
Dibromofluoromethane (Surr)	*101*		*78 - 119*	*12/12/20 15:15*	*12/17/20 16:52*	*1*

Client Sample ID: V-S10A-121220-420
Date Collected: 12/12/20 16:05
Date Received: 12/15/20 11:40

Lab Sample ID: 280-143774-7
Matrix: Solid
Percent Solids: 95.7

Analyte	Result	Qualifier	LOQ	LOD	DL	Unit	D	Analyzed	Dil Fac
Acetone	**69**	**H3**	66	66	33	ug/Kg	☼	12/17/20 17:15	1
Benzene	**18**	**H3**	4.6	0.37	0.14	ug/Kg	☼	12/17/20 17:15	1
Bromobenzene	1.5	U H3	4.6	1.5	0.45	ug/Kg	☼	12/17/20 17:15	1
Bromochloromethane	4.6	U H3	4.6	4.6	2.3	ug/Kg	☼	12/17/20 17:15	1
Bromodichloromethane	4.6	U M H3	4.6	4.6	2.0	ug/Kg	☼	12/17/20 17:15	1
Bromoform	4.7	U Q H3	4.7	4.7	2.3	ug/Kg	☼	12/17/20 17:15	1
Bromomethane	2.9	U H3	9.2	2.9	1.2	ug/Kg	☼	12/17/20 17:15	1
2-Butanone (MEK)	12	U H3	18	12	3.6	ug/Kg	☼	12/17/20 17:15	1
n-Butylbenzene	**14**	**H3**	4.6	1.5	0.51	ug/Kg	☼	12/17/20 17:15	1
sec-Butylbenzene	**37**	**H3**	4.6	1.5	0.71	ug/Kg	☼	12/17/20 17:15	1
tert-Butylbenzene	1.5	U M H3	4.6	1.5	0.46	ug/Kg	☼	12/17/20 17:15	1
Carbon disulfide	4.6	U H3	4.6	4.6	1.5	ug/Kg	☼	12/17/20 17:15	1
Carbon tetrachloride	4.6	U H3	4.6	4.6	1.8	ug/Kg	☼	12/17/20 17:15	1
Chlorobenzene	4.6	U Q H3	4.6	4.6	1.9	ug/Kg	☼	12/17/20 17:15	1
Chloroethane	5.9	U H3	9.2	5.9	1.8	ug/Kg	☼	12/17/20 17:15	1
Chloroform	0.73	U M H3	9.2	0.73	0.27	ug/Kg	☼	12/17/20 17:15	1
Chloromethane	1.5	U H3	9.2	1.5	0.71	ug/Kg	☼	12/17/20 17:15	1
4-Chlorotoluene	0.73	U M H3	4.6	0.73	0.33	ug/Kg	☼	12/17/20 17:15	1
Dibromochloromethane	4.6	U M Q H3	4.6	4.6	2.1	ug/Kg	☼	12/17/20 17:15	1
1,2-Dibromo-3-Chloropropane	9.2	U M H3	9.2	9.2	3.4	ug/Kg	☼	12/17/20 17:15	1
Dichlorodifluoromethane	5.9	U H3	9.2	5.9	2.5	ug/Kg	☼	12/17/20 17:15	1
Dibromomethane	0.73	U H3	4.6	0.73	0.29	ug/Kg	☼	12/17/20 17:15	1

Method: 8260B - Volatile Organic Compounds (GC/MS) (Continued)

Client Sample ID: V-S10A-121220-420
Date Collected: 12/12/20 16:05
Date Received: 12/15/20 11:40

Lab Sample ID: 280-143774-7
Matrix: Solid
Percent Solids: 95.7

Analyte	Result	Qualifier	LOQ	LOD	DL	Unit	D	Analyzed	Dil Fac
Ethylene Dibromide	1.5	U M Q H3	4.6	1.5	0.48	ug/Kg	☼	12/17/20 17:15	1
1,2-Dichlorobenzene	4.6	U H3	4.6	4.6	1.7	ug/Kg	☼	12/17/20 17:15	1
1,3-Dichlorobenzene	1.5	U H3	4.6	1.5	0.44	ug/Kg	☼	12/17/20 17:15	1
1,4-Dichlorobenzene	0.73	U H3	4.6	0.73	0.22	ug/Kg	☼	12/17/20 17:15	1
1,1-Dichloroethane	0.73	U H3	4.6	0.73	0.19	ug/Kg	☼	12/17/20 17:15	1
1,2-Dichloroethane	1.5	U M H3	4.6	1.5	0.64	ug/Kg	☼	12/17/20 17:15	1
1,1-Dichloroethene	1.5	U H3	4.6	1.5	0.54	ug/Kg	☼	12/17/20 17:15	1
1,2-Dichloroethene, Total	1.5	U H3	4.6	1.5	0.36	ug/Kg	☼	12/17/20 17:15	1
cis-1,2-Dichloroethene	0.73	U H3	4.6	0.73	0.18	ug/Kg	☼	12/17/20 17:15	1
trans-1,2-Dichloroethene	0.73	U H3	4.6	0.73	0.36	ug/Kg	☼	12/17/20 17:15	1
1,2-Dichloropropane	1.5	U M H3	4.6	1.5	0.50	ug/Kg	☼	12/17/20 17:15	1
1,3-Dichloropropane	0.37	U M Q H3	4.6	0.37	0.16	ug/Kg	☼	12/17/20 17:15	1
2,2-Dichloropropane	1.5	U H3	4.6	1.5	0.40	ug/Kg	☼	12/17/20 17:15	1
1,1-Dichloropropene	0.37	U H3	4.6	0.37	0.15	ug/Kg	☼	12/17/20 17:15	1
cis-1,3-Dichloropropene	0.37	U M H3	4.6	0.37	0.092	ug/Kg	☼	12/17/20 17:15	1
trans-1,3-Dichloropropene	0.18	U M H3	4.6	0.18	0.076	ug/Kg	☼	12/17/20 17:15	1
Ethylbenzene	**150**	**Q H3**	4.6	0.73	0.28	ug/Kg	☼	12/17/20 17:15	1
2-Hexanone	12	U M Q H3	18	12	4.5	ug/Kg	☼	12/17/20 17:15	1
Hexachlorobutadiene	4.6	U H3	4.6	4.6	2.0	ug/Kg	☼	12/17/20 17:15	1
Isopropylbenzene	**36**	**H3**	4.6	4.6	2.2	ug/Kg	☼	12/17/20 17:15	1
4-Isopropyltoluene	**6.2**	**H3**	4.6	2.9	1.0	ug/Kg	☼	12/17/20 17:15	1
Methylene Chloride	2.9	U M H3	4.6	2.9	1.5	ug/Kg	☼	12/17/20 17:15	1
4-Methyl-2-pentanone (MIBK)	12	U M H3	18	12	4.0	ug/Kg	☼	12/17/20 17:15	1
Methyl tert-butyl ether	5.9	U H3	18	5.9	1.9	ug/Kg	☼	12/17/20 17:15	1
Naphthalene	6.2	U H3	6.2	6.2	3.0	ug/Kg	☼	12/17/20 17:15	1
N-Propylbenzene	**45**	**H3**	4.6	1.5	0.53	ug/Kg	☼	12/17/20 17:15	1
Styrene	0.73	U M Q H3	4.6	0.73	0.26	ug/Kg	☼	12/17/20 17:15	1
1,1,1,2-Tetrachloroethane	4.6	U Q H3	4.6	4.6	2.0	ug/Kg	☼	12/17/20 17:15	1
1,1,2,2-Tetrachloroethane	0.73	U M H3	4.6	0.73	0.26	ug/Kg	☼	12/17/20 17:15	1
Tetrachloroethene	4.6	U Q H3	4.6	4.6	1.8	ug/Kg	☼	12/17/20 17:15	1
1,2,3-Trichlorobenzene	2.9	U M H3	4.6	2.9	0.74	ug/Kg	☼	12/17/20 17:15	1
1,1,1-Trichloroethane	4.6	U H3	4.6	4.6	1.8	ug/Kg	☼	12/17/20 17:15	1
1,1,2-Trichloroethane	2.9	U M H3	4.6	2.9	0.81	ug/Kg	☼	12/17/20 17:15	1
Trichloroethene	4.6	U H3	4.6	4.6	1.8	ug/Kg	☼	12/17/20 17:15	1
Trichlorofluoromethane	9.2	U H3	9.2	9.2	2.9	ug/Kg	☼	12/17/20 17:15	1
1,2,4-Trichlorobenzene	1.5	U M H3	4.6	1.5	0.67	ug/Kg	☼	12/17/20 17:15	1
1,2,3-Trichloropropane	0.73	U M H3	4.6	0.73	0.20	ug/Kg	☼	12/17/20 17:15	1
1,2,4-Trimethylbenzene	**100**	**H3**	4.6	4.6	2.1	ug/Kg	☼	12/17/20 17:15	1
1,3,5-Trimethylbenzene	**67**	**H3**	4.6	4.6	2.2	ug/Kg	☼	12/17/20 17:15	1
Vinyl chloride	2.9	U H3	4.6	2.9	1.2	ug/Kg	☼	12/17/20 17:15	1
2-Chlorotoluene	1.5	U M H3	4.6	1.5	0.47	ug/Kg	☼	12/17/20 17:15	1

Surrogate	*%Recovery*	*Qualifier*	*Limits*	*Prepared*	*Analyzed*	*Dil Fac*
Toluene-d8 (Surr)	*263*	*Q*	*85 - 116*	*12/12/20 16:05*	*12/17/20 17:15*	*1*
1,2-Dichloroethane-d4 (Surr)	*114*		*71 - 136*	*12/12/20 16:05*	*12/17/20 17:15*	*1*
4-Bromofluorobenzene (Surr)	*115*		*79 - 119*	*12/12/20 16:05*	*12/17/20 17:15*	*1*
Dibromofluoromethane (Surr)	*102*		*78 - 119*	*12/12/20 16:05*	*12/17/20 17:15*	*1*

Method: 8260B - Volatile Organic Compounds (GC/MS)

Client Sample ID: TB-S10A-141220-01
Date Collected: 12/14/20 12:00
Date Received: 12/15/20 11:40

Lab Sample ID: 280-143774-9
Matrix: Water

Analyte	Result	Qualifier	LOQ	LOD	DL	Unit	D	Analyzed	Dil Fac
Acetone	6.4	U	10	6.4	1.9	ug/L		12/23/20 00:01	1
Benzene	0.40	U	1.0	0.40	0.16	ug/L		12/23/20 00:01	1
Bromobenzene	0.40	U	1.0	0.40	0.17	ug/L		12/23/20 00:01	1
Bromochloromethane	0.20	U	1.0	0.20	0.10	ug/L		12/23/20 00:01	1
Bromodichloromethane	0.40	U	1.0	0.40	0.17	ug/L		12/23/20 00:01	1
Bromoform	1.0	U	1.0	1.0	0.46	ug/L		12/23/20 00:01	1
Bromomethane	0.80	U	2.0	0.80	0.21	ug/L		12/23/20 00:01	1
2-Butanone (MEK)	4.0	U	6.0	4.0	2.0	ug/L		12/23/20 00:01	1
n-Butylbenzene	0.80	U	1.0	0.80	0.14	ug/L		12/23/20 00:01	1
sec-Butylbenzene	0.40	U	1.0	0.40	0.17	ug/L		12/23/20 00:01	1
tert-Butylbenzene	0.40	U	1.0	0.40	0.16	ug/L		12/23/20 00:01	1
Carbon disulfide	0.80	U	2.0	0.80	0.17	ug/L		12/23/20 00:01	1
Carbon tetrachloride	0.40	U	2.0	0.40	0.19	ug/L		12/23/20 00:01	1
Chlorobenzene	0.40	U	1.0	0.40	0.17	ug/L		12/23/20 00:01	1
Chloroethane	1.6	U	2.0	1.6	0.41	ug/L		12/23/20 00:01	1
Chloroform	0.40	U	1.0	0.40	0.16	ug/L		12/23/20 00:01	1
Chloromethane	0.80	U	2.0	0.80	0.30	ug/L		12/23/20 00:01	1
4-Chlorotoluene	0.80	U	1.0	0.80	0.21	ug/L		12/23/20 00:01	1
Dibromochloromethane	0.40	U	1.0	0.40	0.17	ug/L		12/23/20 00:01	1
1,2-Dibromo-3-Chloropropane	1.6	U	5.0	1.6	0.47	ug/L		12/23/20 00:01	1
Dichlorodifluoromethane	0.80	U	2.0	0.80	0.31	ug/L		12/23/20 00:01	1
Dibromomethane	0.40	U	1.0	0.40	0.17	ug/L		12/23/20 00:01	1
Ethylene Dibromide	0.40	U	1.0	0.40	0.18	ug/L		12/23/20 00:01	1
1,2-Dichlorobenzene	0.40	U	1.0	0.40	0.15	ug/L		12/23/20 00:01	1
1,3-Dichlorobenzene	0.40	U	1.0	0.40	0.13	ug/L		12/23/20 00:01	1
1,4-Dichlorobenzene	0.40	U	1.0	0.40	0.16	ug/L		12/23/20 00:01	1
1,1-Dichloroethane	0.80	U	1.0	0.80	0.22	ug/L		12/23/20 00:01	1
1,2-Dichloroethane	0.40	U	1.0	0.40	0.13	ug/L		12/23/20 00:01	1
1,1-Dichloroethene	0.80	U	1.0	0.80	0.23	ug/L		12/23/20 00:01	1
1,2-Dichloroethene, Total	0.40	U	1.0	0.40	0.15	ug/L		12/23/20 00:01	1
cis-1,2-Dichloroethene	0.40	U	1.0	0.40	0.15	ug/L		12/23/20 00:01	1
trans-1,2-Dichloroethene	0.40	U	1.0	0.40	0.15	ug/L		12/23/20 00:01	1
1,2-Dichloropropane	0.40	U	1.0	0.40	0.18	ug/L		12/23/20 00:01	1
1,3-Dichloropropane	0.20	U	1.0	0.20	0.090	ug/L		12/23/20 00:01	1
2,2-Dichloropropane	0.80	U	1.0	0.80	0.38	ug/L		12/23/20 00:01	1
1,1-Dichloropropene	0.40	U	1.0	0.40	0.19	ug/L		12/23/20 00:01	1
cis-1,3-Dichloropropene	0.40	U	1.0	0.40	0.16	ug/L		12/23/20 00:01	1
trans-1,3-Dichloropropene	0.40	U	1.0	0.40	0.19	ug/L		12/23/20 00:01	1
Ethylbenzene	0.40	U	1.0	0.40	0.16	ug/L		12/23/20 00:01	1
2-Hexanone	4.0	U	5.0	4.0	1.7	ug/L		12/23/20 00:01	1
Hexachlorobutadiene	0.80	U	1.0	0.80	0.36	ug/L		12/23/20 00:01	1
Isopropylbenzene	0.40	U	1.0	0.40	0.19	ug/L		12/23/20 00:01	1
4-Isopropyltoluene	0.40	U	1.0	0.40	0.20	ug/L		12/23/20 00:01	1
Methylene Chloride	2.0	U	5.0	2.0	0.94	ug/L		12/23/20 00:01	1
4-Methyl-2-pentanone (MIBK)	3.2	U	5.0	3.2	0.98	ug/L		12/23/20 00:01	1
Methyl tert-butyl ether	0.80	U	5.0	0.80	0.25	ug/L		12/23/20 00:01	1
Naphthalene	0.80	U	1.0	0.80	0.22	ug/L		12/23/20 00:01	1
N-Propylbenzene	0.40	U	1.0	0.40	0.16	ug/L		12/23/20 00:01	1
Styrene	0.80	U	1.0	0.80	0.36	ug/L		12/23/20 00:01	1

Method: 8260B - Volatile Organic Compounds (GC/MS) (Continued)

Client Sample ID: TB-S10A-141220-01 — **Lab Sample ID: 280-143774-9**
Date Collected: 12/14/20 12:00 — **Matrix: Water**
Date Received: 12/15/20 11:40

Analyte	Result	Qualifier	LOQ	LOD	DL	Unit	D	Analyzed	Dil Fac
1,1,1,2-Tetrachloroethane	0.80	U	1.0	0.80	0.21	ug/L		12/23/20 00:01	1
1,1,2,2-Tetrachloroethane	0.80	U	1.0	0.80	0.21	ug/L		12/23/20 00:01	1
Tetrachloroethene	0.40	U	1.0	0.40	0.20	ug/L		12/23/20 00:01	1
Toluene	0.40	U	1.0	0.40	0.17	ug/L		12/23/20 00:01	1
1,2,3-Trichlorobenzene	0.80	U	1.0	0.80	0.21	ug/L		12/23/20 00:01	1
1,1,1-Trichloroethane	0.40	U	1.0	0.40	0.16	ug/L		12/23/20 00:01	1
1,1,2-Trichloroethane	0.80	U	1.0	0.80	0.27	ug/L		12/23/20 00:01	1
Trichloroethene	0.40	U	1.0	0.40	0.16	ug/L		12/23/20 00:01	1
Trichlorofluoromethane	0.80	U	2.0	0.80	0.29	ug/L		12/23/20 00:01	1
1,2,4-Trichlorobenzene	0.80	U	1.0	0.80	0.21	ug/L		12/23/20 00:01	1
1,2,3-Trichloropropane	0.80	U	3.0	0.80	0.33	ug/L		12/23/20 00:01	1
1,2,4-Trimethylbenzene	0.40	U	1.0	0.40	0.15	ug/L		12/23/20 00:01	1
1,3,5-Trimethylbenzene	0.40	U	1.0	0.40	0.16	ug/L		12/23/20 00:01	1
Vinyl chloride	0.20	U	1.5	0.20	0.10	ug/L		12/23/20 00:01	1
o-Xylene	0.40	U	1.0	0.40	0.19	ug/L		12/23/20 00:01	1
m-Xylene & p-Xylene	0.80	U	2.0	0.80	0.15	ug/L		12/23/20 00:01	1
2-Chlorotoluene	0.40	U	1.0	0.40	0.17	ug/L		12/23/20 00:01	1

Surrogate	*%Recovery*	*Qualifier*	*Limits*	*Prepared*	*Analyzed*	*Dil Fac*
Toluene-d8 (Surr)	*102*		*89 - 112*		*12/23/20 00:01*	*1*
1,2-Dichloroethane-d4 (Surr)	*106*		*81 - 118*		*12/23/20 00:01*	*1*
4-Bromofluorobenzene (Surr)	*102*		*85 - 114*		*12/23/20 00:01*	*1*
Dibromofluoromethane (Surr)	*100*		*80 - 119*		*12/23/20 00:01*	*1*

Client Sample ID: V-S10A-131220-433 — **Lab Sample ID: 280-143774-10**
Date Collected: 12/13/20 08:50 — **Matrix: Solid**
Date Received: 12/15/20 11:40 — **Percent Solids: 92.6**

Analyte	Result	Qualifier	LOQ	LOD	DL	Unit	D	Analyzed	Dil Fac
Acetone	**100**	**H3**	69	69	34	ug/Kg	☼	12/17/20 17:37	1
Benzene	**2.1**	**J H3**	4.8	0.38	0.14	ug/Kg	☼	12/17/20 17:37	1
Bromobenzene	1.5	U H3	4.8	1.5	0.47	ug/Kg	☼	12/17/20 17:37	1
Bromochloromethane	4.8	U H3	4.8	4.8	2.3	ug/Kg	☼	12/17/20 17:37	1
Bromodichloromethane	4.8	U M H3	4.8	4.8	2.0	ug/Kg	☼	12/17/20 17:37	1
Bromoform	4.9	U H3	4.9	4.9	2.4	ug/Kg	☼	12/17/20 17:37	1
Bromomethane	3.0	U H3	9.5	3.0	1.3	ug/Kg	☼	12/17/20 17:37	1
2-Butanone (MEK)	**23**	**H3**	19	12	3.7	ug/Kg	☼	12/17/20 17:37	1
n-Butylbenzene	**5.8**	**H3**	4.8	1.5	0.53	ug/Kg	☼	12/17/20 17:37	1
sec-Butylbenzene	**9.5**	**H3**	4.8	1.5	0.73	ug/Kg	☼	12/17/20 17:37	1
tert-Butylbenzene	1.5	U M H3	4.8	1.5	0.48	ug/Kg	☼	12/17/20 17:37	1
Carbon disulfide	4.8	U H3	4.8	4.8	1.6	ug/Kg	☼	12/17/20 17:37	1
Carbon tetrachloride	4.8	U H3	4.8	4.8	1.9	ug/Kg	☼	12/17/20 17:37	1
Chlorobenzene	4.8	U H3	4.8	4.8	2.0	ug/Kg	☼	12/17/20 17:37	1
Chloroethane	6.1	U H3	9.5	6.1	1.9	ug/Kg	☼	12/17/20 17:37	1
Chloroform	0.76	U H3	9.5	0.76	0.28	ug/Kg	☼	12/17/20 17:37	1
Chloromethane	1.5	U H3	9.5	1.5	0.73	ug/Kg	☼	12/17/20 17:37	1
4-Chlorotoluene	0.76	U M H3	4.8	0.76	0.34	ug/Kg	☼	12/17/20 17:37	1
Dibromochloromethane	4.8	U H3	4.8	4.8	2.2	ug/Kg	☼	12/17/20 17:37	1
1,2-Dibromo-3-Chloropropane	9.5	U M H3	9.5	9.5	3.5	ug/Kg	☼	12/17/20 17:37	1
Dichlorodifluoromethane	6.1	U H3	9.5	6.1	2.6	ug/Kg	☼	12/17/20 17:37	1
Dibromomethane	0.76	U H3	4.8	0.76	0.30	ug/Kg	☼	12/17/20 17:37	1

Method: 8260B - Volatile Organic Compounds (GC/MS) (Continued)

Client Sample ID: V-S10A-131220-433
Date Collected: 12/13/20 08:50
Date Received: 12/15/20 11:40

Lab Sample ID: 280-143774-10
Matrix: Solid
Percent Solids: 92.6

Analyte	Result	Qualifier	LOQ	LOD	DL	Unit	D	Analyzed	Dil Fac
Ethylene Dibromide	1.5	U M H3	4.8	1.5	0.49	ug/Kg	☼	12/17/20 17:37	1
1,2-Dichlorobenzene	4.8	U H3	4.8	4.8	1.8	ug/Kg	☼	12/17/20 17:37	1
1,3-Dichlorobenzene	1.5	U H3	4.8	1.5	0.46	ug/Kg	☼	12/17/20 17:37	1
1,4-Dichlorobenzene	0.76	U H3	4.8	0.76	0.23	ug/Kg	☼	12/17/20 17:37	1
1,1-Dichloroethane	0.76	U H3	4.8	0.76	0.20	ug/Kg	☼	12/17/20 17:37	1
1,2-Dichloroethane	1.5	U M H3	4.8	1.5	0.67	ug/Kg	☼	12/17/20 17:37	1
1,1-Dichloroethene	1.5	U H3	4.8	1.5	0.56	ug/Kg	☼	12/17/20 17:37	1
1,2-Dichloroethene, Total	1.5	U H3	4.8	1.5	0.37	ug/Kg	☼	12/17/20 17:37	1
cis-1,2-Dichloroethene	0.76	U H3	4.8	0.76	0.19	ug/Kg	☼	12/17/20 17:37	1
trans-1,2-Dichloroethene	0.76	U H3	4.8	0.76	0.37	ug/Kg	☼	12/17/20 17:37	1
1,2-Dichloropropane	1.5	U M H3	4.8	1.5	0.52	ug/Kg	☼	12/17/20 17:37	1
1,3-Dichloropropane	0.38	U H3	4.8	0.38	0.16	ug/Kg	☼	12/17/20 17:37	1
2,2-Dichloropropane	1.5	U H3	4.8	1.5	0.42	ug/Kg	☼	12/17/20 17:37	1
1,1-Dichloropropene	0.38	U H3	4.8	0.38	0.16	ug/Kg	☼	12/17/20 17:37	1
cis-1,3-Dichloropropene	0.38	U H3	4.8	0.38	0.095	ug/Kg	☼	12/17/20 17:37	1
trans-1,3-Dichloropropene	0.19	U H3	4.8	0.19	0.079	ug/Kg	☼	12/17/20 17:37	1
Ethylbenzene	**11**	**H3**	4.8	0.76	0.29	ug/Kg	☼	12/17/20 17:37	1
2-Hexanone	12	U M H3	19	12	4.7	ug/Kg	☼	12/17/20 17:37	1
Hexachlorobutadiene	4.8	U H3	4.8	4.8	2.1	ug/Kg	☼	12/17/20 17:37	1
Isopropylbenzene	**4.4**	**J H3**	4.8	4.8	2.3	ug/Kg	☼	12/17/20 17:37	1
4-Isopropyltoluene	**2.1**	**J H3**	4.8	3.0	1.1	ug/Kg	☼	12/17/20 17:37	1
Methylene Chloride	3.0	U M H3	4.8	3.0	1.5	ug/Kg	☼	12/17/20 17:37	1
4-Methyl-2-pentanone (MIBK)	12	U M H3	19	12	4.1	ug/Kg	☼	12/17/20 17:37	1
Methyl tert-butyl ether	6.1	U H3	19	6.1	2.0	ug/Kg	☼	12/17/20 17:37	1
Naphthalene	**6.5**	**H3**	6.4	6.4	3.2	ug/Kg	☼	12/17/20 17:37	1
N-Propylbenzene	**6.2**	**H3**	4.8	1.5	0.55	ug/Kg	☼	12/17/20 17:37	1
Styrene	0.76	U M H3	4.8	0.76	0.27	ug/Kg	☼	12/17/20 17:37	1
1,1,1,2-Tetrachloroethane	4.8	U H3	4.8	4.8	2.1	ug/Kg	☼	12/17/20 17:37	1
1,1,2,2-Tetrachloroethane	0.76	U M H3	4.8	0.76	0.27	ug/Kg	☼	12/17/20 17:37	1
Tetrachloroethene	4.8	U H3	4.8	4.8	1.8	ug/Kg	☼	12/17/20 17:37	1
Toluene	**42**	**H3**	4.8	0.76	0.22	ug/Kg	☼	12/17/20 17:37	1
1,2,3-Trichlorobenzene	3.0	U M H3	4.8	3.0	0.77	ug/Kg	☼	12/17/20 17:37	1
1,1,1-Trichloroethane	4.8	U H3	4.8	4.8	1.9	ug/Kg	☼	12/17/20 17:37	1
1,1,2-Trichloroethane	3.0	U M H3	4.8	3.0	0.84	ug/Kg	☼	12/17/20 17:37	1
Trichloroethene	4.8	U H3	4.8	4.8	1.8	ug/Kg	☼	12/17/20 17:37	1
Trichlorofluoromethane	9.5	U H3	9.5	9.5	3.0	ug/Kg	☼	12/17/20 17:37	1
1,2,4-Trichlorobenzene	1.5	U H3	4.8	1.5	0.69	ug/Kg	☼	12/17/20 17:37	1
1,2,3-Trichloropropane	0.76	U M H3	4.8	0.76	0.21	ug/Kg	☼	12/17/20 17:37	1
1,2,4-Trimethylbenzene	**29**	**H3**	4.8	4.8	2.2	ug/Kg	☼	12/17/20 17:37	1
1,3,5-Trimethylbenzene	**15**	**H3**	4.8	4.8	2.3	ug/Kg	☼	12/17/20 17:37	1
Vinyl chloride	3.0	U H3	4.8	3.0	1.3	ug/Kg	☼	12/17/20 17:37	1
o-Xylene	**34**	**H3**	4.8	0.76	0.25	ug/Kg	☼	12/17/20 17:37	1
m-Xylene & p-Xylene	**78**	**H3**	3.0	3.0	0.99	ug/Kg	☼	12/17/20 17:37	1
2-Chlorotoluene	1.5	U M H3	4.8	1.5	0.49	ug/Kg	☼	12/17/20 17:37	1

Surrogate	*%Recovery*	*Qualifier*	*Limits*	*Prepared*	*Analyzed*	*Dil Fac*
Toluene-d8 (Surr)	*111*		*85 - 116*	*12/13/20 08:50*	*12/17/20 17:37*	*1*
1,2-Dichloroethane-d4 (Surr)	*104*		*71 - 136*	*12/13/20 08:50*	*12/17/20 17:37*	*1*
4-Bromofluorobenzene (Surr)	*99*		*79 - 119*	*12/13/20 08:50*	*12/17/20 17:37*	*1*
Dibromofluoromethane (Surr)	*104*		*78 - 119*	*12/13/20 08:50*	*12/17/20 17:37*	*1*

Method: 8260B - Volatile Organic Compounds (GC/MS)

Client Sample ID: V-S10A-131220-440
Date Collected: 12/13/20 10:55
Date Received: 12/15/20 11:40

Lab Sample ID: 280-143774-12
Matrix: Solid
Percent Solids: 93.3

Analyte	Result	Qualifier	LOQ	LOD	DL	Unit	D	Analyzed	Dil Fac
Benzene	0.42	U M H3	5.2	0.42	0.16	ug/Kg	☼	12/17/20 17:59	1
Bromobenzene	1.7	U H3	5.2	1.7	0.51	ug/Kg	☼	12/17/20 17:59	1
Bromochloromethane	5.2	U H3	5.2	5.2	2.6	ug/Kg	☼	12/17/20 17:59	1
Bromodichloromethane	5.2	U M H3	5.2	5.2	2.2	ug/Kg	☼	12/17/20 17:59	1
Bromoform	5.3	U H3	5.3	5.3	2.7	ug/Kg	☼	12/17/20 17:59	1
Bromomethane	3.3	U H3	10	3.3	1.4	ug/Kg	☼	12/17/20 17:59	1
2-Butanone (MEK)	**180**	**H3**	21	13	4.0	ug/Kg	☼	12/17/20 17:59	1
n-Butylbenzene	**6.4**	**H3**	5.2	1.7	0.58	ug/Kg	☼	12/17/20 17:59	1
sec-Butylbenzene	**7.2**	**H3**	5.2	1.7	0.80	ug/Kg	☼	12/17/20 17:59	1
tert-Butylbenzene	1.7	U M H3	5.2	1.7	0.52	ug/Kg	☼	12/17/20 17:59	1
Carbon disulfide	5.2	U H3	5.2	5.2	1.7	ug/Kg	☼	12/17/20 17:59	1
Carbon tetrachloride	5.2	U H3	5.2	5.2	2.1	ug/Kg	☼	12/17/20 17:59	1
Chlorobenzene	5.2	U H3	5.2	5.2	2.1	ug/Kg	☼	12/17/20 17:59	1
Chloroethane	6.7	U H3	10	6.7	2.1	ug/Kg	☼	12/17/20 17:59	1
Chloroform	0.83	U H3	10	0.83	0.30	ug/Kg	☼	12/17/20 17:59	1
Chloromethane	1.7	U H3	10	1.7	0.80	ug/Kg	☼	12/17/20 17:59	1
4-Chlorotoluene	0.83	U M H3	5.2	0.83	0.38	ug/Kg	☼	12/17/20 17:59	1
Dibromochloromethane	5.2	U H3	5.2	5.2	2.4	ug/Kg	☼	12/17/20 17:59	1
1,2-Dibromo-3-Chloropropane	10	U M H3	10	10	3.8	ug/Kg	☼	12/17/20 17:59	1
Dichlorodifluoromethane	6.7	U H3	10	6.7	2.9	ug/Kg	☼	12/17/20 17:59	1
Dibromomethane	0.83	U H3	5.2	0.83	0.33	ug/Kg	☼	12/17/20 17:59	1
Ethylene Dibromide	**7.6**	**H3**	5.2	1.7	0.54	ug/Kg	☼	12/17/20 17:59	1
1,2-Dichlorobenzene	5.2	U H3	5.2	5.2	1.9	ug/Kg	☼	12/17/20 17:59	1
1,3-Dichlorobenzene	1.7	U H3	5.2	1.7	0.50	ug/Kg	☼	12/17/20 17:59	1
1,4-Dichlorobenzene	0.83	U H3	5.2	0.83	0.26	ug/Kg	☼	12/17/20 17:59	1
1,1-Dichloroethane	0.83	U H3	5.2	0.83	0.22	ug/Kg	☼	12/17/20 17:59	1
1,2-Dichloroethane	1.7	U M H3	5.2	1.7	0.73	ug/Kg	☼	12/17/20 17:59	1
1,1-Dichloroethene	1.7	U H3	5.2	1.7	0.61	ug/Kg	☼	12/17/20 17:59	1
1,2-Dichloroethene, Total	1.7	U H3	5.2	1.7	0.41	ug/Kg	☼	12/17/20 17:59	1
cis-1,2-Dichloroethene	0.83	U H3	5.2	0.83	0.21	ug/Kg	☼	12/17/20 17:59	1
trans-1,2-Dichloroethene	0.83	U H3	5.2	0.83	0.41	ug/Kg	☼	12/17/20 17:59	1
1,2-Dichloropropane	1.7	U M H3	5.2	1.7	0.57	ug/Kg	☼	12/17/20 17:59	1
1,3-Dichloropropane	0.42	U H3	5.2	0.42	0.18	ug/Kg	☼	12/17/20 17:59	1
2,2-Dichloropropane	1.7	U H3	5.2	1.7	0.46	ug/Kg	☼	12/17/20 17:59	1
1,1-Dichloropropene	0.42	U H3	5.2	0.42	0.17	ug/Kg	☼	12/17/20 17:59	1
cis-1,3-Dichloropropene	0.42	U H3	5.2	0.42	0.10	ug/Kg	☼	12/17/20 17:59	1
trans-1,3-Dichloropropene	0.21	U H3	5.2	0.21	0.086	ug/Kg	☼	12/17/20 17:59	1
Ethylbenzene	0.83	U M H3	5.2	0.83	0.32	ug/Kg	☼	12/17/20 17:59	1
2-Hexanone	**38**	**H3**	21	13	5.1	ug/Kg	☼	12/17/20 17:59	1
Hexachlorobutadiene	5.2	U H3	5.2	5.2	2.3	ug/Kg	☼	12/17/20 17:59	1
Isopropylbenzene	5.2	U H3	5.2	5.2	2.5	ug/Kg	☼	12/17/20 17:59	1
4-Isopropyltoluene	**2.1**	**J H3**	5.2	3.3	1.2	ug/Kg	☼	12/17/20 17:59	1
Methylene Chloride	3.3	U M H3	5.2	3.3	1.7	ug/Kg	☼	12/17/20 17:59	1
4-Methyl-2-pentanone (MIBK)	**25**	**H3**	21	13	4.5	ug/Kg	☼	12/17/20 17:59	1
Methyl tert-butyl ether	6.7	U H3	21	6.7	2.2	ug/Kg	☼	12/17/20 17:59	1
Naphthalene	**36**	**H3**	7.0	7.0	3.4	ug/Kg	☼	12/17/20 17:59	1
N-Propylbenzene	1.7	U M H3	5.2	1.7	0.60	ug/Kg	☼	12/17/20 17:59	1
Styrene	0.83	U M H3	5.2	0.83	0.29	ug/Kg	☼	12/17/20 17:59	1
1,1,1,2-Tetrachloroethane	5.2	U H3	5.2	5.2	2.3	ug/Kg	☼	12/17/20 17:59	1

Method: 8260B - Volatile Organic Compounds (GC/MS) (Continued)

Client Sample ID: V-S10A-131220-440 — **Lab Sample ID: 280-143774-12**
Date Collected: 12/13/20 10:55 — **Matrix: Solid**
Date Received: 12/15/20 11:40 — **Percent Solids: 93.3**

Analyte	Result	Qualifier	LOQ	LOD	DL	Unit	D	Analyzed	Dil Fac
1,1,2,2-Tetrachloroethane	0.83	U M H3	5.2	0.83	0.30	ug/Kg	☼	12/17/20 17:59	1
Tetrachloroethene	5.2	U H3	5.2	5.2	2.0	ug/Kg	☼	12/17/20 17:59	1
Toluene	**2.1**	**J H3**	5.2	0.83	0.24	ug/Kg	☼	12/17/20 17:59	1
1,2,3-Trichlorobenzene	3.3	U M H3	5.2	3.3	0.84	ug/Kg	☼	12/17/20 17:59	1
1,1,1-Trichloroethane	5.2	U H3	5.2	5.2	2.1	ug/Kg	☼	12/17/20 17:59	1
1,1,2-Trichloroethane	3.3	U M H3	5.2	3.3	0.92	ug/Kg	☼	12/17/20 17:59	1
Trichloroethene	5.2	U H3	5.2	5.2	2.0	ug/Kg	☼	12/17/20 17:59	1
Trichlorofluoromethane	10	U H3	10	10	3.3	ug/Kg	☼	12/17/20 17:59	1
1,2,4-Trichlorobenzene	1.7	U H3	5.2	1.7	0.76	ug/Kg	☼	12/17/20 17:59	1
1,2,3-Trichloropropane	0.83	U M H3	5.2	0.83	0.23	ug/Kg	☼	12/17/20 17:59	1
1,2,4-Trimethylbenzene	**24**	**H3**	5.2	5.2	2.4	ug/Kg	☼	12/17/20 17:59	1
1,3,5-Trimethylbenzene	**9.0**	**H3**	5.2	5.2	2.5	ug/Kg	☼	12/17/20 17:59	1
Vinyl chloride	3.3	U H3	5.2	3.3	1.4	ug/Kg	☼	12/17/20 17:59	1
o-Xylene	**13**	**H3**	5.2	0.83	0.28	ug/Kg	☼	12/17/20 17:59	1
m-Xylene & p-Xylene	**19**	**H3**	3.3	3.3	1.1	ug/Kg	☼	12/17/20 17:59	1
2-Chlorotoluene	1.7	U H3	5.2	1.7	0.53	ug/Kg	☼	12/17/20 17:59	1

Surrogate	*%Recovery*	*Qualifier*	*Limits*	*Prepared*	*Analyzed*	*Dil Fac*
Toluene-d8 (Surr)	*99*		*85 - 116*	*12/13/20 10:55*	*12/17/20 17:59*	*1*
1,2-Dichloroethane-d4 (Surr)	*105*		*71 - 136*	*12/13/20 10:55*	*12/17/20 17:59*	*1*
4-Bromofluorobenzene (Surr)	*102*		*79 - 119*	*12/13/20 10:55*	*12/17/20 17:59*	*1*
Dibromofluoromethane (Surr)	*103*		*78 - 119*	*12/13/20 10:55*	*12/17/20 17:59*	*1*

Client Sample ID: V-S10A-131220-450 — **Lab Sample ID: 280-143774-14**
Date Collected: 12/13/20 13:40 — **Matrix: Solid**
Date Received: 12/15/20 11:40 — **Percent Solids: 97.2**

Analyte	Result	Qualifier	LOQ	LOD	DL	Unit	D	Analyzed	Dil Fac
Acetone	**280**	**H**	71	71	35	ug/Kg	☼	12/17/20 18:21	1
Benzene	0.39	U M H	4.9	0.39	0.15	ug/Kg	☼	12/17/20 18:21	1
Bromobenzene	1.6	U H	4.9	1.6	0.48	ug/Kg	☼	12/17/20 18:21	1
Bromochloromethane	4.9	U H	4.9	4.9	2.4	ug/Kg	☼	12/17/20 18:21	1
Bromodichloromethane	4.9	U M H	4.9	4.9	2.1	ug/Kg	☼	12/17/20 18:21	1
Bromoform	5.0	U H	5.0	5.0	2.5	ug/Kg	☼	12/17/20 18:21	1
Bromomethane	3.2	U H	9.9	3.2	1.3	ug/Kg	☼	12/17/20 18:21	1
2-Butanone (MEK)	13	U H	20	13	3.8	ug/Kg	☼	12/17/20 18:21	1
n-Butylbenzene	**3.9**	**J H**	4.9	1.6	0.55	ug/Kg	☼	12/17/20 18:21	1
sec-Butylbenzene	**6.3**	**H**	4.9	1.6	0.76	ug/Kg	☼	12/17/20 18:21	1
tert-Butylbenzene	1.6	U M H	4.9	1.6	0.49	ug/Kg	☼	12/17/20 18:21	1
Carbon disulfide	4.9	U H	4.9	4.9	1.6	ug/Kg	☼	12/17/20 18:21	1
Carbon tetrachloride	4.9	U H	4.9	4.9	2.0	ug/Kg	☼	12/17/20 18:21	1
Chlorobenzene	4.9	U H	4.9	4.9	2.0	ug/Kg	☼	12/17/20 18:21	1
Chloroethane	6.3	U H	9.9	6.3	2.0	ug/Kg	☼	12/17/20 18:21	1
Chloroform	0.79	U H	9.9	0.79	0.29	ug/Kg	☼	12/17/20 18:21	1
Chloromethane	1.6	U H	9.9	1.6	0.76	ug/Kg	☼	12/17/20 18:21	1
4-Chlorotoluene	0.79	U M H	4.9	0.79	0.36	ug/Kg	☼	12/17/20 18:21	1
Dibromochloromethane	4.9	U H	4.9	4.9	2.2	ug/Kg	☼	12/17/20 18:21	1
1,2-Dibromo-3-Chloropropane	9.9	U M H	9.9	9.9	3.6	ug/Kg	☼	12/17/20 18:21	1
Dichlorodifluoromethane	6.3	U H	9.9	6.3	2.7	ug/Kg	☼	12/17/20 18:21	1
Dibromomethane	0.79	U H	4.9	0.79	0.31	ug/Kg	☼	12/17/20 18:21	1
Ethylene Dibromide	1.6	U M H	4.9	1.6	0.51	ug/Kg	☼	12/17/20 18:21	1

Method: 8260B - Volatile Organic Compounds (GC/MS) (Continued)

Client Sample ID: V-S10A-131220-450
Date Collected: 12/13/20 13:40
Date Received: 12/15/20 11:40

Lab Sample ID: 280-143774-14
Matrix: Solid
Percent Solids: 97.2

Analyte	Result	Qualifier	LOQ	LOD	DL	Unit	D	Analyzed	Dil Fac
1,2-Dichlorobenzene	4.9	U H	4.9	4.9	1.8	ug/Kg	☼	12/17/20 18:21	1
1,3-Dichlorobenzene	1.6	U H	4.9	1.6	0.47	ug/Kg	☼	12/17/20 18:21	1
1,4-Dichlorobenzene	0.79	U H	4.9	0.79	0.24	ug/Kg	☼	12/17/20 18:21	1
1,1-Dichloroethane	0.79	U H	4.9	0.79	0.21	ug/Kg	☼	12/17/20 18:21	1
1,2-Dichloroethane	1.6	U M H	4.9	1.6	0.69	ug/Kg	☼	12/17/20 18:21	1
1,1-Dichloroethene	1.6	U H	4.9	1.6	0.58	ug/Kg	☼	12/17/20 18:21	1
1,2-Dichloroethene, Total	1.6	U H	4.9	1.6	0.38	ug/Kg	☼	12/17/20 18:21	1
cis-1,2-Dichloroethene	0.79	U H	4.9	0.79	0.20	ug/Kg	☼	12/17/20 18:21	1
trans-1,2-Dichloroethene	0.79	U H	4.9	0.79	0.38	ug/Kg	☼	12/17/20 18:21	1
1,2-Dichloropropane	1.6	U M H	4.9	1.6	0.54	ug/Kg	☼	12/17/20 18:21	1
1,3-Dichloropropane	0.39	U H	4.9	0.39	0.17	ug/Kg	☼	12/17/20 18:21	1
2,2-Dichloropropane	1.6	U H	4.9	1.6	0.43	ug/Kg	☼	12/17/20 18:21	1
1,1-Dichloropropene	0.39	U H	4.9	0.39	0.16	ug/Kg	☼	12/17/20 18:21	1
cis-1,3-Dichloropropene	0.39	U H	4.9	0.39	0.099	ug/Kg	☼	12/17/20 18:21	1
trans-1,3-Dichloropropene	0.20	U H	4.9	0.20	0.082	ug/Kg	☼	12/17/20 18:21	1
Ethylbenzene	0.79	U M H	4.9	0.79	0.30	ug/Kg	☼	12/17/20 18:21	1
2-Hexanone	13	U M H	20	13	4.8	ug/Kg	☼	12/17/20 18:21	1
Hexachlorobutadiene	4.9	U H	4.9	4.9	2.1	ug/Kg	☼	12/17/20 18:21	1
Isopropylbenzene	4.9	U H	4.9	4.9	2.4	ug/Kg	☼	12/17/20 18:21	1
4-Isopropyltoluene	**1.7**	**J H**	4.9	3.2	1.1	ug/Kg	☼	12/17/20 18:21	1
Methylene Chloride	3.2	U M H	4.9	3.2	1.6	ug/Kg	☼	12/17/20 18:21	1
4-Methyl-2-pentanone (MIBK)	13	U M H	20	13	4.3	ug/Kg	☼	12/17/20 18:21	1
Methyl tert-butyl ether	6.3	U H	20	6.3	2.1	ug/Kg	☼	12/17/20 18:21	1
Naphthalene	**25**	**H**	6.6	6.6	3.3	ug/Kg	☼	12/17/20 18:21	1
N-Propylbenzene	1.6	U M H	4.9	1.6	0.57	ug/Kg	☼	12/17/20 18:21	1
Styrene	0.79	U M H	4.9	0.79	0.28	ug/Kg	☼	12/17/20 18:21	1
1,1,1,2-Tetrachloroethane	4.9	U H	4.9	4.9	2.2	ug/Kg	☼	12/17/20 18:21	1
1,1,2,2-Tetrachloroethane	0.79	U M H	4.9	0.79	0.28	ug/Kg	☼	12/17/20 18:21	1
Tetrachloroethene	4.9	U H	4.9	4.9	1.9	ug/Kg	☼	12/17/20 18:21	1
Toluene	**1.4**	**J H**	4.9	0.79	0.22	ug/Kg	☼	12/17/20 18:21	1
1,2,3-Trichlorobenzene	3.2	U M H	4.9	3.2	0.80	ug/Kg	☼	12/17/20 18:21	1
1,1,1-Trichloroethane	4.9	U H	4.9	4.9	2.0	ug/Kg	☼	12/17/20 18:21	1
1,1,2-Trichloroethane	3.2	U M H	4.9	3.2	0.87	ug/Kg	☼	12/17/20 18:21	1
Trichloroethene	4.9	U H	4.9	4.9	1.9	ug/Kg	☼	12/17/20 18:21	1
Trichlorofluoromethane	9.9	U H	9.9	9.9	3.2	ug/Kg	☼	12/17/20 18:21	1
1,2,4-Trichlorobenzene	1.6	U H	4.9	1.6	0.72	ug/Kg	☼	12/17/20 18:21	1
1,2,3-Trichloropropane	0.79	U M H	4.9	0.79	0.21	ug/Kg	☼	12/17/20 18:21	1
1,2,4-Trimethylbenzene	**18**	**H**	4.9	4.9	2.3	ug/Kg	☼	12/17/20 18:21	1
1,3,5-Trimethylbenzene	**7.2**	**H**	4.9	4.9	2.4	ug/Kg	☼	12/17/20 18:21	1
Vinyl chloride	3.2	U H	4.9	3.2	1.3	ug/Kg	☼	12/17/20 18:21	1
o-Xylene	**12**	**H**	4.9	0.79	0.26	ug/Kg	☼	12/17/20 18:21	1
m-Xylene & p-Xylene	**21**	**H**	3.2	3.2	1.0	ug/Kg	☼	12/17/20 18:21	1
2-Chlorotoluene	1.6	U M H	4.9	1.6	0.50	ug/Kg	☼	12/17/20 18:21	1

Surrogate	*%Recovery*	*Qualifier*	*Limits*	*Prepared*	*Analyzed*	*Dil Fac*
Toluene-d8 (Surr)	*99*		*85 - 116*	*12/13/20 13:40*	*12/17/20 18:21*	*1*
1,2-Dichloroethane-d4 (Surr)	*107*		*71 - 136*	*12/13/20 13:40*	*12/17/20 18:21*	*1*
4-Bromofluorobenzene (Surr)	*98*		*79 - 119*	*12/13/20 13:40*	*12/17/20 18:21*	*1*
Dibromofluoromethane (Surr)	*104*		*78 - 119*	*12/13/20 13:40*	*12/17/20 18:21*	*1*

Method: 8260B - Volatile Organic Compounds (GC/MS)

Client Sample ID: V-S10A-131220-460
Date Collected: 12/13/20 15:30
Date Received: 12/15/20 11:40

Lab Sample ID: 280-143774-16
Matrix: Solid
Percent Solids: 82.6

Analyte	Result	Qualifier	LOQ	LOD	DL	Unit	D	Analyzed	Dil Fac
Benzene	**81**	**H**	4.7	0.38	0.14	ug/Kg	☼	12/17/20 18:44	1
Bromobenzene	1.5	U H	4.7	1.5	0.46	ug/Kg	☼	12/17/20 18:44	1
Bromochloromethane	4.7	U H	4.7	4.7	2.3	ug/Kg	☼	12/17/20 18:44	1
Bromodichloromethane	4.7	U M H	4.7	4.7	2.0	ug/Kg	☼	12/17/20 18:44	1
Bromoform	4.8	U H	4.8	4.8	2.4	ug/Kg	☼	12/17/20 18:44	1
Bromomethane	3.0	U H	9.4	3.0	1.3	ug/Kg	☼	12/17/20 18:44	1
n-Butylbenzene	**25**	**H**	4.7	1.5	0.53	ug/Kg	☼	12/17/20 18:44	1
sec-Butylbenzene	**52**	**H**	4.7	1.5	0.73	ug/Kg	☼	12/17/20 18:44	1
tert-Butylbenzene	1.5	U M H	4.7	1.5	0.47	ug/Kg	☼	12/17/20 18:44	1
Carbon disulfide	4.7	U H	4.7	4.7	1.6	ug/Kg	☼	12/17/20 18:44	1
Carbon tetrachloride	4.7	U H	4.7	4.7	1.9	ug/Kg	☼	12/17/20 18:44	1
Chlorobenzene	4.7	U H	4.7	4.7	1.9	ug/Kg	☼	12/17/20 18:44	1
Chloroethane	6.0	U H	9.4	6.0	1.9	ug/Kg	☼	12/17/20 18:44	1
Chloroform	0.75	U M H	9.4	0.75	0.27	ug/Kg	☼	12/17/20 18:44	1
Chloromethane	1.5	U H	9.4	1.5	0.73	ug/Kg	☼	12/17/20 18:44	1
4-Chlorotoluene	0.75	U M H	4.7	0.75	0.34	ug/Kg	☼	12/17/20 18:44	1
Dibromochloromethane	4.7	U H	4.7	4.7	2.1	ug/Kg	☼	12/17/20 18:44	1
1,2-Dibromo-3-Chloropropane	9.4	U M H	9.4	9.4	3.4	ug/Kg	☼	12/17/20 18:44	1
Dichlorodifluoromethane	6.0	U H	9.4	6.0	2.6	ug/Kg	☼	12/17/20 18:44	1
Dibromomethane	0.75	U H	4.7	0.75	0.30	ug/Kg	☼	12/17/20 18:44	1
Ethylene Dibromide	1.5	U M H	4.7	1.5	0.49	ug/Kg	☼	12/17/20 18:44	1
1,2-Dichlorobenzene	4.7	U H	4.7	4.7	1.8	ug/Kg	☼	12/17/20 18:44	1
1,3-Dichlorobenzene	1.5	U H	4.7	1.5	0.45	ug/Kg	☼	12/17/20 18:44	1
1,4-Dichlorobenzene	0.75	U H	4.7	0.75	0.23	ug/Kg	☼	12/17/20 18:44	1
1,1-Dichloroethane	0.75	U H	4.7	0.75	0.20	ug/Kg	☼	12/17/20 18:44	1
1,2-Dichloroethane	1.5	U M H	4.7	1.5	0.66	ug/Kg	☼	12/17/20 18:44	1
1,1-Dichloroethene	1.5	U H	4.7	1.5	0.56	ug/Kg	☼	12/17/20 18:44	1
1,2-Dichloroethene, Total	1.5	U H	4.7	1.5	0.37	ug/Kg	☼	12/17/20 18:44	1
cis-1,2-Dichloroethene	0.75	U H	4.7	0.75	0.19	ug/Kg	☼	12/17/20 18:44	1
trans-1,2-Dichloroethene	0.75	U H	4.7	0.75	0.37	ug/Kg	☼	12/17/20 18:44	1
1,2-Dichloropropane	1.5	U M H	4.7	1.5	0.52	ug/Kg	☼	12/17/20 18:44	1
1,3-Dichloropropane	0.38	U H	4.7	0.38	0.16	ug/Kg	☼	12/17/20 18:44	1
2,2-Dichloropropane	1.5	U H	4.7	1.5	0.41	ug/Kg	☼	12/17/20 18:44	1
1,1-Dichloropropene	0.38	U H	4.7	0.38	0.15	ug/Kg	☼	12/17/20 18:44	1
cis-1,3-Dichloropropene	0.38	U H	4.7	0.38	0.094	ug/Kg	☼	12/17/20 18:44	1
trans-1,3-Dichloropropene	0.19	U H	4.7	0.19	0.078	ug/Kg	☼	12/17/20 18:44	1
Ethylbenzene	**31**	**H**	4.7	0.75	0.29	ug/Kg	☼	12/17/20 18:44	1
2-Hexanone	**460**	**H**	19	12	4.6	ug/Kg	☼	12/17/20 18:44	1
Hexachlorobutadiene	4.7	U H	4.7	4.7	2.0	ug/Kg	☼	12/17/20 18:44	1
Isopropylbenzene	**11**	**H**	4.7	4.7	2.3	ug/Kg	☼	12/17/20 18:44	1
4-Isopropyltoluene	**3.1**	**J H**	4.7	3.0	1.1	ug/Kg	☼	12/17/20 18:44	1
Methylene Chloride	3.0	U H	4.7	3.0	1.5	ug/Kg	☼	12/17/20 18:44	1
4-Methyl-2-pentanone (MIBK)	**130**	**H**	19	12	4.1	ug/Kg	☼	12/17/20 18:44	1
Methyl tert-butyl ether	6.0	U M H	19	6.0	2.0	ug/Kg	☼	12/17/20 18:44	1
Naphthalene	**61**	**H**	6.3	6.3	3.1	ug/Kg	☼	12/17/20 18:44	1
N-Propylbenzene	**41**	**H**	4.7	1.5	0.55	ug/Kg	☼	12/17/20 18:44	1
Styrene	0.75	U M H	4.7	0.75	0.26	ug/Kg	☼	12/17/20 18:44	1
1,1,1,2-Tetrachloroethane	4.7	U H	4.7	4.7	2.1	ug/Kg	☼	12/17/20 18:44	1
1,1,2,2-Tetrachloroethane	0.75	U M H	4.7	0.75	0.27	ug/Kg	☼	12/17/20 18:44	1

Method: 8260B - Volatile Organic Compounds (GC/MS) (Continued)

Client Sample ID: V-S10A-131220-460 — **Lab Sample ID: 280-143774-16**
Date Collected: 12/13/20 15:30 — **Matrix: Solid**
Date Received: 12/15/20 11:40 — **Percent Solids: 82.6**

Analyte	Result	Qualifier	LOQ	LOD	DL	Unit	D	Analyzed	Dil Fac
Tetrachloroethene	4.7	U H	4.7	4.7	1.8	ug/Kg	☼	12/17/20 18:44	1
Toluene	**150**	**H**	4.7	0.75	0.21	ug/Kg	☼	12/17/20 18:44	1
1,2,3-Trichlorobenzene	3.0	U M H	4.7	3.0	0.76	ug/Kg	☼	12/17/20 18:44	1
1,1,1-Trichloroethane	4.7	U H	4.7	4.7	1.9	ug/Kg	☼	12/17/20 18:44	1
1,1,2-Trichloroethane	3.0	U M H	4.7	3.0	0.83	ug/Kg	☼	12/17/20 18:44	1
Trichloroethene	4.7	U H	4.7	4.7	1.8	ug/Kg	☼	12/17/20 18:44	1
Trichlorofluoromethane	9.4	U H	9.4	9.4	3.0	ug/Kg	☼	12/17/20 18:44	1
1,2,4-Trichlorobenzene	1.5	U M H	4.7	1.5	0.69	ug/Kg	☼	12/17/20 18:44	1
1,2,3-Trichloropropane	0.75	U M H	4.7	0.75	0.21	ug/Kg	☼	12/17/20 18:44	1
1,2,4-Trimethylbenzene	**84**	**H**	4.7	4.7	2.2	ug/Kg	☼	12/17/20 18:44	1
1,3,5-Trimethylbenzene	**52**	**H**	4.7	4.7	2.3	ug/Kg	☼	12/17/20 18:44	1
Vinyl chloride	3.0	U H	4.7	3.0	1.3	ug/Kg	☼	12/17/20 18:44	1
o-Xylene	**82**	**H**	4.7	0.75	0.25	ug/Kg	☼	12/17/20 18:44	1
m-Xylene & p-Xylene	**170**	**H**	3.0	3.0	0.98	ug/Kg	☼	12/17/20 18:44	1
2-Chlorotoluene	1.5	U H	4.7	1.5	0.48	ug/Kg	☼	12/17/20 18:44	1

Surrogate	*%Recovery*	*Qualifier*	*Limits*	*Prepared*	*Analyzed*	*Dil Fac*
Toluene-d8 (Surr)	*101*		*85 - 116*	*12/13/20 15:30*	*12/17/20 18:44*	*1*
1,2-Dichloroethane-d4 (Surr)	*108*		*71 - 136*	*12/13/20 15:30*	*12/17/20 18:44*	*1*
4-Bromofluorobenzene (Surr)	*110*		*79 - 119*	*12/13/20 15:30*	*12/17/20 18:44*	*1*
Dibromofluoromethane (Surr)	*102*		*78 - 119*	*12/13/20 15:30*	*12/17/20 18:44*	*1*

Client Sample ID: TB-S10A-141220-02 — **Lab Sample ID: 280-143774-18**
Date Collected: 12/14/20 12:00 — **Matrix: Water**
Date Received: 12/15/20 11:40

Analyte	Result	Qualifier	LOQ	LOD	DL	Unit	D	Analyzed	Dil Fac
Acetone	6.4	U	10	6.4	1.9	ug/L		12/23/20 00:24	1
Benzene	0.40	U	1.0	0.40	0.16	ug/L		12/23/20 00:24	1
Bromobenzene	0.40	U	1.0	0.40	0.17	ug/L		12/23/20 00:24	1
Bromochloromethane	0.20	U	1.0	0.20	0.10	ug/L		12/23/20 00:24	1
Bromodichloromethane	0.40	U	1.0	0.40	0.17	ug/L		12/23/20 00:24	1
Bromoform	1.0	U	1.0	1.0	0.46	ug/L		12/23/20 00:24	1
Bromomethane	0.80	U	2.0	0.80	0.21	ug/L		12/23/20 00:24	1
2-Butanone (MEK)	4.0	U	6.0	4.0	2.0	ug/L		12/23/20 00:24	1
n-Butylbenzene	0.80	U	1.0	0.80	0.14	ug/L		12/23/20 00:24	1
sec-Butylbenzene	0.40	U	1.0	0.40	0.17	ug/L		12/23/20 00:24	1
tert-Butylbenzene	0.40	U	1.0	0.40	0.16	ug/L		12/23/20 00:24	1
Carbon disulfide	0.80	U	2.0	0.80	0.17	ug/L		12/23/20 00:24	1
Carbon tetrachloride	0.40	U	2.0	0.40	0.19	ug/L		12/23/20 00:24	1
Chlorobenzene	0.40	U	1.0	0.40	0.17	ug/L		12/23/20 00:24	1
Chloroethane	1.6	U	2.0	1.6	0.41	ug/L		12/23/20 00:24	1
Chloroform	0.40	U	1.0	0.40	0.16	ug/L		12/23/20 00:24	1
Chloromethane	0.80	U	2.0	0.80	0.30	ug/L		12/23/20 00:24	1
4-Chlorotoluene	0.80	U	1.0	0.80	0.21	ug/L		12/23/20 00:24	1
Dibromochloromethane	0.40	U	1.0	0.40	0.17	ug/L		12/23/20 00:24	1
1,2-Dibromo-3-Chloropropane	1.6	U	5.0	1.6	0.47	ug/L		12/23/20 00:24	1
Dichlorodifluoromethane	0.80	U	2.0	0.80	0.31	ug/L		12/23/20 00:24	1
Dibromomethane	0.40	U	1.0	0.40	0.17	ug/L		12/23/20 00:24	1
Ethylene Dibromide	0.40	U	1.0	0.40	0.18	ug/L		12/23/20 00:24	1
1,2-Dichlorobenzene	0.40	U	1.0	0.40	0.15	ug/L		12/23/20 00:24	1

Method: 8260B - Volatile Organic Compounds (GC/MS) (Continued)

Client Sample ID: TB-S10A-141220-02
Date Collected: 12/14/20 12:00
Date Received: 12/15/20 11:40

Lab Sample ID: 280-143774-18
Matrix: Water

Analyte	Result	Qualifier	LOQ	LOD	DL	Unit	D	Analyzed	Dil Fac
1,3-Dichlorobenzene	0.40	U	1.0	0.40	0.13	ug/L		12/23/20 00:24	1
1,4-Dichlorobenzene	0.40	U	1.0	0.40	0.16	ug/L		12/23/20 00:24	1
1,1-Dichloroethane	0.80	U	1.0	0.80	0.22	ug/L		12/23/20 00:24	1
1,2-Dichloroethane	0.40	U	1.0	0.40	0.13	ug/L		12/23/20 00:24	1
1,1-Dichloroethene	0.80	U	1.0	0.80	0.23	ug/L		12/23/20 00:24	1
1,2-Dichloroethene, Total	0.40	U	1.0	0.40	0.15	ug/L		12/23/20 00:24	1
cis-1,2-Dichloroethene	0.40	U	1.0	0.40	0.15	ug/L		12/23/20 00:24	1
trans-1,2-Dichloroethene	0.40	U	1.0	0.40	0.15	ug/L		12/23/20 00:24	1
1,2-Dichloropropane	0.40	U	1.0	0.40	0.18	ug/L		12/23/20 00:24	1
1,3-Dichloropropane	0.20	U	1.0	0.20	0.090	ug/L		12/23/20 00:24	1
2,2-Dichloropropane	0.80	U	1.0	0.80	0.38	ug/L		12/23/20 00:24	1
1,1-Dichloropropene	0.40	U	1.0	0.40	0.19	ug/L		12/23/20 00:24	1
cis-1,3-Dichloropropene	0.40	U	1.0	0.40	0.16	ug/L		12/23/20 00:24	1
trans-1,3-Dichloropropene	0.40	U	1.0	0.40	0.19	ug/L		12/23/20 00:24	1
Ethylbenzene	0.40	U	1.0	0.40	0.16	ug/L		12/23/20 00:24	1
2-Hexanone	4.0	U	5.0	4.0	1.7	ug/L		12/23/20 00:24	1
Hexachlorobutadiene	0.80	U	1.0	0.80	0.36	ug/L		12/23/20 00:24	1
Isopropylbenzene	0.40	U	1.0	0.40	0.19	ug/L		12/23/20 00:24	1
4-Isopropyltoluene	0.40	U	1.0	0.40	0.20	ug/L		12/23/20 00:24	1
Methylene Chloride	2.0	U	5.0	2.0	0.94	ug/L		12/23/20 00:24	1
4-Methyl-2-pentanone (MIBK)	3.2	U	5.0	3.2	0.98	ug/L		12/23/20 00:24	1
Methyl tert-butyl ether	0.80	U	5.0	0.80	0.25	ug/L		12/23/20 00:24	1
Naphthalene	0.80	U	1.0	0.80	0.22	ug/L		12/23/20 00:24	1
N-Propylbenzene	0.40	U	1.0	0.40	0.16	ug/L		12/23/20 00:24	1
Styrene	0.80	U	1.0	0.80	0.36	ug/L		12/23/20 00:24	1
1,1,1,2-Tetrachloroethane	0.80	U	1.0	0.80	0.21	ug/L		12/23/20 00:24	1
1,1,2,2-Tetrachloroethane	0.80	U	1.0	0.80	0.21	ug/L		12/23/20 00:24	1
Tetrachloroethene	0.40	U	1.0	0.40	0.20	ug/L		12/23/20 00:24	1
Toluene	0.40	U	1.0	0.40	0.17	ug/L		12/23/20 00:24	1
1,2,3-Trichlorobenzene	0.80	U	1.0	0.80	0.21	ug/L		12/23/20 00:24	1
1,1,1-Trichloroethane	0.40	U	1.0	0.40	0.16	ug/L		12/23/20 00:24	1
1,1,2-Trichloroethane	0.80	U	1.0	0.80	0.27	ug/L		12/23/20 00:24	1
Trichloroethene	0.40	U	1.0	0.40	0.16	ug/L		12/23/20 00:24	1
Trichlorofluoromethane	0.80	U	2.0	0.80	0.29	ug/L		12/23/20 00:24	1
1,2,4-Trichlorobenzene	0.80	U	1.0	0.80	0.21	ug/L		12/23/20 00:24	1
1,2,3-Trichloropropane	0.80	U	3.0	0.80	0.33	ug/L		12/23/20 00:24	1
1,2,4-Trimethylbenzene	0.40	U	1.0	0.40	0.15	ug/L		12/23/20 00:24	1
1,3,5-Trimethylbenzene	0.40	U	1.0	0.40	0.16	ug/L		12/23/20 00:24	1
Vinyl chloride	0.20	U	1.5	0.20	0.10	ug/L		12/23/20 00:24	1
o-Xylene	0.40	U	1.0	0.40	0.19	ug/L		12/23/20 00:24	1
m-Xylene & p-Xylene	0.80	U	2.0	0.80	0.15	ug/L		12/23/20 00:24	1
2-Chlorotoluene	0.40	U	1.0	0.40	0.17	ug/L		12/23/20 00:24	1

Surrogate	*%Recovery*	*Qualifier*	*Limits*	*Prepared*	*Analyzed*	*Dil Fac*
Toluene-d8 (Surr)	*100*		*89 - 112*		*12/23/20 00:24*	*1*
1,2-Dichloroethane-d4 (Surr)	*103*		*81 - 118*		*12/23/20 00:24*	*1*
4-Bromofluorobenzene (Surr)	*98*		*85 - 114*		*12/23/20 00:24*	*1*
Dibromofluoromethane (Surr)	*100*		*80 - 119*		*12/23/20 00:24*	*1*

Method: 8260B - Volatile Organic Compounds (GC/MS)

Client Sample ID: TB-S10A-141220-03
Date Collected: 12/14/20 13:00
Date Received: 12/15/20 11:40

Lab Sample ID: 280-143774-19
Matrix: Water

Analyte	Result	Qualifier	LOQ	LOD	DL	Unit	D	Analyzed	Dil Fac
Acetone	6.4	U	10	6.4	1.9	ug/L		12/23/20 00:47	1
Benzene	0.40	U	1.0	0.40	0.16	ug/L		12/23/20 00:47	1
Bromobenzene	0.40	U	1.0	0.40	0.17	ug/L		12/23/20 00:47	1
Bromochloromethane	0.20	U	1.0	0.20	0.10	ug/L		12/23/20 00:47	1
Bromodichloromethane	0.40	U	1.0	0.40	0.17	ug/L		12/23/20 00:47	1
Bromoform	1.0	U	1.0	1.0	0.46	ug/L		12/23/20 00:47	1
Bromomethane	0.80	U	2.0	0.80	0.21	ug/L		12/23/20 00:47	1
2-Butanone (MEK)	4.0	U	6.0	4.0	2.0	ug/L		12/23/20 00:47	1
n-Butylbenzene	0.80	U	1.0	0.80	0.14	ug/L		12/23/20 00:47	1
sec-Butylbenzene	0.40	U	1.0	0.40	0.17	ug/L		12/23/20 00:47	1
tert-Butylbenzene	0.40	U	1.0	0.40	0.16	ug/L		12/23/20 00:47	1
Carbon disulfide	0.80	U	2.0	0.80	0.17	ug/L		12/23/20 00:47	1
Carbon tetrachloride	0.40	U	2.0	0.40	0.19	ug/L		12/23/20 00:47	1
Chlorobenzene	0.40	U	1.0	0.40	0.17	ug/L		12/23/20 00:47	1
Chloroethane	1.6	U	2.0	1.6	0.41	ug/L		12/23/20 00:47	1
Chloroform	0.40	U	1.0	0.40	0.16	ug/L		12/23/20 00:47	1
Chloromethane	0.80	U	2.0	0.80	0.30	ug/L		12/23/20 00:47	1
4-Chlorotoluene	0.80	U	1.0	0.80	0.21	ug/L		12/23/20 00:47	1
Dibromochloromethane	0.40	U	1.0	0.40	0.17	ug/L		12/23/20 00:47	1
1,2-Dibromo-3-Chloropropane	1.6	U	5.0	1.6	0.47	ug/L		12/23/20 00:47	1
Dichlorodifluoromethane	0.80	U	2.0	0.80	0.31	ug/L		12/23/20 00:47	1
Dibromomethane	0.40	U	1.0	0.40	0.17	ug/L		12/23/20 00:47	1
Ethylene Dibromide	0.40	U	1.0	0.40	0.18	ug/L		12/23/20 00:47	1
1,2-Dichlorobenzene	0.40	U	1.0	0.40	0.15	ug/L		12/23/20 00:47	1
1,3-Dichlorobenzene	0.40	U	1.0	0.40	0.13	ug/L		12/23/20 00:47	1
1,4-Dichlorobenzene	0.40	U	1.0	0.40	0.16	ug/L		12/23/20 00:47	1
1,1-Dichloroethane	0.80	U	1.0	0.80	0.22	ug/L		12/23/20 00:47	1
1,2-Dichloroethane	0.40	U	1.0	0.40	0.13	ug/L		12/23/20 00:47	1
1,1-Dichloroethene	0.80	U	1.0	0.80	0.23	ug/L		12/23/20 00:47	1
1,2-Dichloroethene, Total	0.40	U	1.0	0.40	0.15	ug/L		12/23/20 00:47	1
cis-1,2-Dichloroethene	0.40	U	1.0	0.40	0.15	ug/L		12/23/20 00:47	1
trans-1,2-Dichloroethene	0.40	U	1.0	0.40	0.15	ug/L		12/23/20 00:47	1
1,2-Dichloropropane	0.40	U	1.0	0.40	0.18	ug/L		12/23/20 00:47	1
1,3-Dichloropropane	0.20	U	1.0	0.20	0.090	ug/L		12/23/20 00:47	1
2,2-Dichloropropane	0.80	U	1.0	0.80	0.38	ug/L		12/23/20 00:47	1
1,1-Dichloropropene	0.40	U	1.0	0.40	0.19	ug/L		12/23/20 00:47	1
cis-1,3-Dichloropropene	0.40	U	1.0	0.40	0.16	ug/L		12/23/20 00:47	1
trans-1,3-Dichloropropene	0.40	U	1.0	0.40	0.19	ug/L		12/23/20 00:47	1
Ethylbenzene	0.40	U	1.0	0.40	0.16	ug/L		12/23/20 00:47	1
2-Hexanone	4.0	U	5.0	4.0	1.7	ug/L		12/23/20 00:47	1
Hexachlorobutadiene	0.80	U	1.0	0.80	0.36	ug/L		12/23/20 00:47	1
Isopropylbenzene	0.40	U	1.0	0.40	0.19	ug/L		12/23/20 00:47	1
4-Isopropyltoluene	0.40	U	1.0	0.40	0.20	ug/L		12/23/20 00:47	1
Methylene Chloride	2.0	U	5.0	2.0	0.94	ug/L		12/23/20 00:47	1
4-Methyl-2-pentanone (MIBK)	3.2	U	5.0	3.2	0.98	ug/L		12/23/20 00:47	1
Methyl tert-butyl ether	0.80	U	5.0	0.80	0.25	ug/L		12/23/20 00:47	1
Naphthalene	0.80	U	1.0	0.80	0.22	ug/L		12/23/20 00:47	1
N-Propylbenzene	0.40	U	1.0	0.40	0.16	ug/L		12/23/20 00:47	1
Styrene	0.80	U	1.0	0.80	0.36	ug/L		12/23/20 00:47	1

Method: 8260B - Volatile Organic Compounds (GC/MS) (Continued)

Client Sample ID: TB-S10A-141220-03 — **Lab Sample ID: 280-143774-19**
Date Collected: 12/14/20 13:00 — **Matrix: Water**
Date Received: 12/15/20 11:40

Analyte	Result	Qualifier	LOQ	LOD	DL	Unit	D	Analyzed	Dil Fac
1,1,1,2-Tetrachloroethane	0.80	U	1.0	0.80	0.21	ug/L		12/23/20 00:47	1
1,1,2,2-Tetrachloroethane	0.80	U	1.0	0.80	0.21	ug/L		12/23/20 00:47	1
Tetrachloroethene	0.40	U	1.0	0.40	0.20	ug/L		12/23/20 00:47	1
Toluene	0.40	U	1.0	0.40	0.17	ug/L		12/23/20 00:47	1
1,2,3-Trichlorobenzene	0.80	U	1.0	0.80	0.21	ug/L		12/23/20 00:47	1
1,1,1-Trichloroethane	0.40	U	1.0	0.40	0.16	ug/L		12/23/20 00:47	1
1,1,2-Trichloroethane	0.80	U	1.0	0.80	0.27	ug/L		12/23/20 00:47	1
Trichloroethene	0.40	U	1.0	0.40	0.16	ug/L		12/23/20 00:47	1
Trichlorofluoromethane	0.80	U	2.0	0.80	0.29	ug/L		12/23/20 00:47	1
1,2,4-Trichlorobenzene	0.80	U	1.0	0.80	0.21	ug/L		12/23/20 00:47	1
1,2,3-Trichloropropane	0.80	U	3.0	0.80	0.33	ug/L		12/23/20 00:47	1
1,2,4-Trimethylbenzene	0.40	U	1.0	0.40	0.15	ug/L		12/23/20 00:47	1
1,3,5-Trimethylbenzene	0.40	U	1.0	0.40	0.16	ug/L		12/23/20 00:47	1
Vinyl chloride	0.20	U	1.5	0.20	0.10	ug/L		12/23/20 00:47	1
o-Xylene	0.40	U	1.0	0.40	0.19	ug/L		12/23/20 00:47	1
m-Xylene & p-Xylene	0.80	U	2.0	0.80	0.15	ug/L		12/23/20 00:47	1
2-Chlorotoluene	0.40	U	1.0	0.40	0.17	ug/L		12/23/20 00:47	1

Surrogate	*%Recovery*	*Qualifier*	*Limits*	*Prepared*	*Analyzed*	*Dil Fac*
Toluene-d8 (Surr)	*100*		*89 - 112*		*12/23/20 00:47*	*1*
1,2-Dichloroethane-d4 (Surr)	*103*		*81 - 118*		*12/23/20 00:47*	*1*
4-Bromofluorobenzene (Surr)	*99*		*85 - 114*		*12/23/20 00:47*	*1*
Dibromofluoromethane (Surr)	*100*		*80 - 119*		*12/23/20 00:47*	*1*

Client Sample ID: V-S10A-141220-490 — **Lab Sample ID: 280-143774-20**
Date Collected: 12/14/20 11:50 — **Matrix: Solid**
Date Received: 12/15/20 11:40

Analyte	Result	Qualifier	LOQ	LOD	DL	Unit	D	Analyzed	Dil Fac
Acetone	**120**		64	64	32	ug/Kg		12/17/20 19:06	1
Benzene	**110**		4.4	0.36	0.13	ug/Kg		12/17/20 19:06	1
Bromobenzene	1.4	U	4.4	1.4	0.44	ug/Kg		12/17/20 19:06	1
Bromochloromethane	4.4	U	4.4	4.4	2.2	ug/Kg		12/17/20 19:06	1
Bromodichloromethane	4.4	U M	4.4	4.4	1.9	ug/Kg		12/17/20 19:06	1
Bromoform	4.5	U	4.5	4.5	2.3	ug/Kg		12/17/20 19:06	1
Bromomethane	2.8	U	8.9	2.8	1.2	ug/Kg		12/17/20 19:06	1
2-Butanone (MEK)	11	U	18	11	3.5	ug/Kg		12/17/20 19:06	1
n-Butylbenzene	**13**		4.4	1.4	0.50	ug/Kg		12/17/20 19:06	1
sec-Butylbenzene	**12**		4.4	1.4	0.68	ug/Kg		12/17/20 19:06	1
tert-Butylbenzene	1.4	U M	4.4	1.4	0.44	ug/Kg		12/17/20 19:06	1
Carbon disulfide	4.4	U	4.4	4.4	1.5	ug/Kg		12/17/20 19:06	1
Carbon tetrachloride	4.4	U	4.4	4.4	1.8	ug/Kg		12/17/20 19:06	1
Chlorobenzene	4.4	U	4.4	4.4	1.8	ug/Kg		12/17/20 19:06	1
Chloroethane	5.7	U	8.9	5.7	1.8	ug/Kg		12/17/20 19:06	1
Chloroform	0.71	U	8.9	0.71	0.26	ug/Kg		12/17/20 19:06	1
Chloromethane	1.4	U	8.9	1.4	0.68	ug/Kg		12/17/20 19:06	1
4-Chlorotoluene	0.71	U M	4.4	0.71	0.32	ug/Kg		12/17/20 19:06	1
Dibromochloromethane	4.4	U M	4.4	4.4	2.0	ug/Kg		12/17/20 19:06	1
1,2-Dibromo-3-Chloropropane	8.9	U M	8.9	8.9	3.3	ug/Kg		12/17/20 19:06	1
Dichlorodifluoromethane	5.7	U	8.9	5.7	2.4	ug/Kg		12/17/20 19:06	1
Dibromomethane	0.71	U	4.4	0.71	0.28	ug/Kg		12/17/20 19:06	1

Method: 8260B - Volatile Organic Compounds (GC/MS) (Continued)

Client Sample ID: V-S10A-141220-490
Date Collected: 12/14/20 11:50
Date Received: 12/15/20 11:40

Lab Sample ID: 280-143774-20
Matrix: Solid

Analyte	Result	Qualifier	LOQ	LOD	DL	Unit	D	Analyzed	Dil Fac
Ethylene Dibromide	1.4	U M	4.4	1.4	0.46	ug/Kg		12/17/20 19:06	1
1,2-Dichlorobenzene	4.4	U	4.4	4.4	1.7	ug/Kg		12/17/20 19:06	1
1,3-Dichlorobenzene	1.4	U	4.4	1.4	0.43	ug/Kg		12/17/20 19:06	1
1,4-Dichlorobenzene	0.71	U	4.4	0.71	0.22	ug/Kg		12/17/20 19:06	1
1,1-Dichloroethane	0.71	U	4.4	0.71	0.19	ug/Kg		12/17/20 19:06	1
1,2-Dichloroethane	1.4	U M	4.4	1.4	0.62	ug/Kg		12/17/20 19:06	1
1,1-Dichloroethene	1.4	U	4.4	1.4	0.52	ug/Kg		12/17/20 19:06	1
1,2-Dichloroethene, Total	1.4	U	4.4	1.4	0.35	ug/Kg		12/17/20 19:06	1
cis-1,2-Dichloroethene	0.71	U	4.4	0.71	0.18	ug/Kg		12/17/20 19:06	1
trans-1,2-Dichloroethene	0.71	U	4.4	0.71	0.35	ug/Kg		12/17/20 19:06	1
1,2-Dichloropropane	1.4	U M	4.4	1.4	0.49	ug/Kg		12/17/20 19:06	1
1,3-Dichloropropane	0.36	U	4.4	0.36	0.15	ug/Kg		12/17/20 19:06	1
2,2-Dichloropropane	1.4	U	4.4	1.4	0.39	ug/Kg		12/17/20 19:06	1
1,1-Dichloropropene	0.36	U	4.4	0.36	0.15	ug/Kg		12/17/20 19:06	1
cis-1,3-Dichloropropene	0.36	U	4.4	0.36	0.089	ug/Kg		12/17/20 19:06	1
trans-1,3-Dichloropropene	0.18	U M	4.4	0.18	0.074	ug/Kg		12/17/20 19:06	1
Ethylbenzene	**43**		4.4	0.71	0.27	ug/Kg		12/17/20 19:06	1
2-Hexanone	11	U M	18	11	4.3	ug/Kg		12/17/20 19:06	1
Hexachlorobutadiene	4.4	U	4.4	4.4	1.9	ug/Kg		12/17/20 19:06	1
Isopropylbenzene	**9.2**		4.4	4.4	2.1	ug/Kg		12/17/20 19:06	1
4-Isopropyltoluene	**5.5**		4.4	2.8	1.0	ug/Kg		12/17/20 19:06	1
Methylene Chloride	2.8	U	4.4	2.8	1.4	ug/Kg		12/17/20 19:06	1
4-Methyl-2-pentanone (MIBK)	11	U M	18	11	3.9	ug/Kg		12/17/20 19:06	1
Methyl tert-butyl ether	5.7	U	18	5.7	1.9	ug/Kg		12/17/20 19:06	1
Naphthalene	**15**		6.0	6.0	2.9	ug/Kg		12/17/20 19:06	1
N-Propylbenzene	**15**		4.4	1.4	0.52	ug/Kg		12/17/20 19:06	1
Styrene	0.71	U M	4.4	0.71	0.25	ug/Kg		12/17/20 19:06	1
1,1,1,2-Tetrachloroethane	4.4	U	4.4	4.4	2.0	ug/Kg		12/17/20 19:06	1
1,1,2,2-Tetrachloroethane	0.71	U M	4.4	0.71	0.25	ug/Kg		12/17/20 19:06	1
Tetrachloroethene	4.4	U	4.4	4.4	1.7	ug/Kg		12/17/20 19:06	1
1,2,3-Trichlorobenzene	2.8	U M	4.4	2.8	0.72	ug/Kg		12/17/20 19:06	1
1,1,1-Trichloroethane	4.4	U	4.4	4.4	1.8	ug/Kg		12/17/20 19:06	1
1,1,2-Trichloroethane	2.8	U M	4.4	2.8	0.78	ug/Kg		12/17/20 19:06	1
Trichloroethene	4.4	U	4.4	4.4	1.7	ug/Kg		12/17/20 19:06	1
Trichlorofluoromethane	8.9	U	8.9	8.9	2.8	ug/Kg		12/17/20 19:06	1
1,2,4-Trichlorobenzene	1.4	U	4.4	1.4	0.65	ug/Kg		12/17/20 19:06	1
1,2,3-Trichloropropane	0.71	U M	4.4	0.71	0.19	ug/Kg		12/17/20 19:06	1
1,2,4-Trimethylbenzene	**50**		4.4	4.4	2.1	ug/Kg		12/17/20 19:06	1
1,3,5-Trimethylbenzene	**19**		4.4	4.4	2.2	ug/Kg		12/17/20 19:06	1
Vinyl chloride	2.8	U	4.4	2.8	1.2	ug/Kg		12/17/20 19:06	1
o-Xylene	**43**		4.4	0.71	0.24	ug/Kg		12/17/20 19:06	1
m-Xylene & p-Xylene	**98**		2.8	2.8	0.93	ug/Kg		12/17/20 19:06	1
2-Chlorotoluene	1.4	U M	4.4	1.4	0.45	ug/Kg		12/17/20 19:06	1

Surrogate	*%Recovery*	*Qualifier*	*Limits*	*Prepared*	*Analyzed*	*Dil Fac*
Toluene-d8 (Surr)	*111*		*85 - 116*	*12/16/20 04:27*	*12/17/20 19:06*	*1*
1,2-Dichloroethane-d4 (Surr)	*100*		*71 - 136*	*12/16/20 04:27*	*12/17/20 19:06*	*1*
4-Bromofluorobenzene (Surr)	*102*		*79 - 119*	*12/16/20 04:27*	*12/17/20 19:06*	*1*
Dibromofluoromethane (Surr)	*99*		*78 - 119*	*12/16/20 04:27*	*12/17/20 19:06*	*1*

Method: 8260B - Volatile Organic Compounds (GC/MS)

Client Sample ID: V-S10A-141220-510
Date Collected: 12/14/20 14:00
Date Received: 12/15/20 11:40

Lab Sample ID: 280-143774-22
Matrix: Solid

Analyte	Result	Qualifier	LOQ	LOD	DL	Unit	D	Analyzed	Dil Fac
Acetone	67	U	67	67	33	ug/Kg		12/17/20 19:28	1
Benzene	0.37	U M	4.7	0.37	0.14	ug/Kg		12/17/20 19:28	1
Bromobenzene	1.5	U	4.7	1.5	0.46	ug/Kg		12/17/20 19:28	1
Bromochloromethane	4.7	U	4.7	4.7	2.3	ug/Kg		12/17/20 19:28	1
Bromodichloromethane	4.7	U	4.7	4.7	2.0	ug/Kg		12/17/20 19:28	1
Bromoform	4.8	U	4.8	4.8	2.4	ug/Kg		12/17/20 19:28	1
Bromomethane	3.0	U	9.4	3.0	1.3	ug/Kg		12/17/20 19:28	1
2-Butanone (MEK)	12	U	19	12	3.6	ug/Kg		12/17/20 19:28	1
n-Butylbenzene	1.5	U	4.7	1.5	0.52	ug/Kg		12/17/20 19:28	1
sec-Butylbenzene	1.5	U	4.7	1.5	0.72	ug/Kg		12/17/20 19:28	1
tert-Butylbenzene	1.5	U	4.7	1.5	0.47	ug/Kg		12/17/20 19:28	1
Carbon disulfide	4.7	U	4.7	4.7	1.6	ug/Kg		12/17/20 19:28	1
Carbon tetrachloride	4.7	U	4.7	4.7	1.9	ug/Kg		12/17/20 19:28	1
Chlorobenzene	4.7	U	4.7	4.7	1.9	ug/Kg		12/17/20 19:28	1
Chloroethane	6.0	U	9.4	6.0	1.9	ug/Kg		12/17/20 19:28	1
Chloroform	0.75	U	9.4	0.75	0.27	ug/Kg		12/17/20 19:28	1
Chloromethane	1.5	U	9.4	1.5	0.72	ug/Kg		12/17/20 19:28	1
4-Chlorotoluene	0.75	U	4.7	0.75	0.34	ug/Kg		12/17/20 19:28	1
Dibromochloromethane	4.7	U	4.7	4.7	2.1	ug/Kg		12/17/20 19:28	1
1,2-Dibromo-3-Chloropropane	9.4	U	9.4	9.4	3.4	ug/Kg		12/17/20 19:28	1
Dichlorodifluoromethane	6.0	U	9.4	6.0	2.6	ug/Kg		12/17/20 19:28	1
Dibromomethane	0.75	U	4.7	0.75	0.30	ug/Kg		12/17/20 19:28	1
Ethylene Dibromide	1.5	U	4.7	1.5	0.49	ug/Kg		12/17/20 19:28	1
1,2-Dichlorobenzene	4.7	U	4.7	4.7	1.8	ug/Kg		12/17/20 19:28	1
1,3-Dichlorobenzene	1.5	U	4.7	1.5	0.45	ug/Kg		12/17/20 19:28	1
1,4-Dichlorobenzene	0.75	U	4.7	0.75	0.23	ug/Kg		12/17/20 19:28	1
1,1-Dichloroethane	0.75	U	4.7	0.75	0.20	ug/Kg		12/17/20 19:28	1
1,2-Dichloroethane	1.5	U	4.7	1.5	0.66	ug/Kg		12/17/20 19:28	1
1,1-Dichloroethene	1.5	U	4.7	1.5	0.55	ug/Kg		12/17/20 19:28	1
1,2-Dichloroethene, Total	1.5	U	4.7	1.5	0.37	ug/Kg		12/17/20 19:28	1
cis-1,2-Dichloroethene	0.75	U	4.7	0.75	0.19	ug/Kg		12/17/20 19:28	1
trans-1,2-Dichloroethene	0.75	U	4.7	0.75	0.37	ug/Kg		12/17/20 19:28	1
1,2-Dichloropropane	1.5	U M	4.7	1.5	0.52	ug/Kg		12/17/20 19:28	1
1,3-Dichloropropane	0.37	U	4.7	0.37	0.16	ug/Kg		12/17/20 19:28	1
2,2-Dichloropropane	1.5	U	4.7	1.5	0.41	ug/Kg		12/17/20 19:28	1
1,1-Dichloropropene	0.37	U	4.7	0.37	0.15	ug/Kg		12/17/20 19:28	1
cis-1,3-Dichloropropene	0.37	U	4.7	0.37	0.094	ug/Kg		12/17/20 19:28	1
trans-1,3-Dichloropropene	0.19	U	4.7	0.19	0.078	ug/Kg		12/17/20 19:28	1
Ethylbenzene	0.75	U	4.7	0.75	0.29	ug/Kg		12/17/20 19:28	1
2-Hexanone	12	U	19	12	4.6	ug/Kg		12/17/20 19:28	1
Hexachlorobutadiene	4.7	U	4.7	4.7	2.0	ug/Kg		12/17/20 19:28	1
Isopropylbenzene	4.7	U	4.7	4.7	2.3	ug/Kg		12/17/20 19:28	1
4-Isopropyltoluene	3.0	U	4.7	3.0	1.1	ug/Kg		12/17/20 19:28	1
Methylene Chloride	3.0	U M	4.7	3.0	1.5	ug/Kg		12/17/20 19:28	1
4-Methyl-2-pentanone (MIBK)	12	U	19	12	4.1	ug/Kg		12/17/20 19:28	1
Methyl tert-butyl ether	6.0	U	19	6.0	2.0	ug/Kg		12/17/20 19:28	1
Naphthalene	6.3	U	6.3	6.3	3.1	ug/Kg		12/17/20 19:28	1
N-Propylbenzene	1.5	U	4.7	1.5	0.54	ug/Kg		12/17/20 19:28	1
Styrene	0.75	U	4.7	0.75	0.26	ug/Kg		12/17/20 19:28	1

Method: 8260B - Volatile Organic Compounds (GC/MS) (Continued)

Client Sample ID: V-S10A-141220-510
Date Collected: 12/14/20 14:00
Date Received: 12/15/20 11:40

Lab Sample ID: 280-143774-22
Matrix: Solid

Analyte	Result	Qualifier	LOQ	LOD	DL	Unit	D	Analyzed	Dil Fac
1,1,1,2-Tetrachloroethane	4.7	U	4.7	4.7	2.1	ug/Kg		12/17/20 19:28	1
1,1,2,2-Tetrachloroethane	0.75	U	4.7	0.75	0.27	ug/Kg		12/17/20 19:28	1
Tetrachloroethene	4.7	U	4.7	4.7	1.8	ug/Kg		12/17/20 19:28	1
Toluene	**0.41**	**J**	4.7	0.75	0.21	ug/Kg		12/17/20 19:28	1
1,2,3-Trichlorobenzene	3.0	U	4.7	3.0	0.76	ug/Kg		12/17/20 19:28	1
1,1,1-Trichloroethane	4.7	U	4.7	4.7	1.9	ug/Kg		12/17/20 19:28	1
1,1,2-Trichloroethane	3.0	U M	4.7	3.0	0.82	ug/Kg		12/17/20 19:28	1
Trichloroethene	4.7	U	4.7	4.7	1.8	ug/Kg		12/17/20 19:28	1
Trichlorofluoromethane	9.4	U	9.4	9.4	3.0	ug/Kg		12/17/20 19:28	1
1,2,4-Trichlorobenzene	1.5	U	4.7	1.5	0.68	ug/Kg		12/17/20 19:28	1
1,2,3-Trichloropropane	0.75	U	4.7	0.75	0.20	ug/Kg		12/17/20 19:28	1
1,2,4-Trimethylbenzene	4.7	U	4.7	4.7	2.2	ug/Kg		12/17/20 19:28	1
1,3,5-Trimethylbenzene	4.7	U M	4.7	4.7	2.3	ug/Kg		12/17/20 19:28	1
Vinyl chloride	3.0	U	4.7	3.0	1.3	ug/Kg		12/17/20 19:28	1
o-Xylene	0.75	U	4.7	0.75	0.25	ug/Kg		12/17/20 19:28	1
m-Xylene & p-Xylene	3.0	U	3.0	3.0	0.97	ug/Kg		12/17/20 19:28	1
2-Chlorotoluene	1.5	U	4.7	1.5	0.48	ug/Kg		12/17/20 19:28	1

Surrogate	*%Recovery*	*Qualifier*	*Limits*	*Prepared*	*Analyzed*	*Dil Fac*
Toluene-d8 (Surr)	*98*		*85 - 116*	*12/16/20 04:27*	*12/17/20 19:28*	*1*
1,2-Dichloroethane-d4 (Surr)	*102*		*71 - 136*	*12/16/20 04:27*	*12/17/20 19:28*	*1*
4-Bromofluorobenzene (Surr)	*101*		*79 - 119*	*12/16/20 04:27*	*12/17/20 19:28*	*1*
Dibromofluoromethane (Surr)	*100*		*78 - 119*	*12/16/20 04:27*	*12/17/20 19:28*	*1*

Client Sample ID: V-S10A-141220-517
Date Collected: 12/14/20 16:00
Date Received: 12/15/20 11:40

Lab Sample ID: 280-143774-24
Matrix: Solid

Analyte	Result	Qualifier	LOQ	LOD	DL	Unit	D	Analyzed	Dil Fac
Acetone	65	U	65	65	32	ug/Kg		12/17/20 19:50	1
Benzene	0.36	U M	4.5	0.36	0.14	ug/Kg		12/17/20 19:50	1
Bromobenzene	1.5	U	4.5	1.5	0.44	ug/Kg		12/17/20 19:50	1
Bromochloromethane	4.5	U	4.5	4.5	2.2	ug/Kg		12/17/20 19:50	1
Bromodichloromethane	4.5	U	4.5	4.5	1.9	ug/Kg		12/17/20 19:50	1
Bromoform	4.6	U	4.6	4.6	2.3	ug/Kg		12/17/20 19:50	1
Bromomethane	2.9	U	9.1	2.9	1.2	ug/Kg		12/17/20 19:50	1
2-Butanone (MEK)	12	U M	18	12	3.5	ug/Kg		12/17/20 19:50	1
n-Butylbenzene	1.5	U	4.5	1.5	0.51	ug/Kg		12/17/20 19:50	1
sec-Butylbenzene	1.5	U	4.5	1.5	0.70	ug/Kg		12/17/20 19:50	1
tert-Butylbenzene	1.5	U	4.5	1.5	0.45	ug/Kg		12/17/20 19:50	1
Carbon disulfide	4.5	U	4.5	4.5	1.5	ug/Kg		12/17/20 19:50	1
Carbon tetrachloride	4.5	U	4.5	4.5	1.8	ug/Kg		12/17/20 19:50	1
Chlorobenzene	4.5	U	4.5	4.5	1.9	ug/Kg		12/17/20 19:50	1
Chloroethane	5.8	U	9.1	5.8	1.8	ug/Kg		12/17/20 19:50	1
Chloroform	0.73	U	9.1	0.73	0.26	ug/Kg		12/17/20 19:50	1
Chloromethane	1.5	U	9.1	1.5	0.70	ug/Kg		12/17/20 19:50	1
4-Chlorotoluene	0.73	U	4.5	0.73	0.33	ug/Kg		12/17/20 19:50	1
Dibromochloromethane	4.5	U	4.5	4.5	2.1	ug/Kg		12/17/20 19:50	1
1,2-Dibromo-3-Chloropropane	9.1	U	9.1	9.1	3.3	ug/Kg		12/17/20 19:50	1
Dichlorodifluoromethane	5.8	U	9.1	5.8	2.5	ug/Kg		12/17/20 19:50	1
Dibromomethane	0.73	U	4.5	0.73	0.29	ug/Kg		12/17/20 19:50	1

Method: 8260B - Volatile Organic Compounds (GC/MS) (Continued)

Client Sample ID: V-S10A-141220-517
Date Collected: 12/14/20 16:00
Date Received: 12/15/20 11:40

Lab Sample ID: 280-143774-24
Matrix: Solid

Analyte	Result	Qualifier	LOQ	LOD	DL	Unit	D	Analyzed	Dil Fac
Ethylene Dibromide	1.5	U	4.5	1.5	0.47	ug/Kg		12/17/20 19:50	1
1,2-Dichlorobenzene	4.5	U	4.5	4.5	1.7	ug/Kg		12/17/20 19:50	1
1,3-Dichlorobenzene	1.5	U	4.5	1.5	0.44	ug/Kg		12/17/20 19:50	1
1,4-Dichlorobenzene	0.73	U	4.5	0.73	0.22	ug/Kg		12/17/20 19:50	1
1,1-Dichloroethane	0.73	U	4.5	0.73	0.19	ug/Kg		12/17/20 19:50	1
1,2-Dichloroethane	1.5	U	4.5	1.5	0.64	ug/Kg		12/17/20 19:50	1
1,1-Dichloroethene	1.5	U	4.5	1.5	0.54	ug/Kg		12/17/20 19:50	1
1,2-Dichloroethene, Total	1.5	U	4.5	1.5	0.35	ug/Kg		12/17/20 19:50	1
cis-1,2-Dichloroethene	0.73	U	4.5	0.73	0.18	ug/Kg		12/17/20 19:50	1
trans-1,2-Dichloroethene	0.73	U	4.5	0.73	0.35	ug/Kg		12/17/20 19:50	1
1,2-Dichloropropane	1.5	U	4.5	1.5	0.50	ug/Kg		12/17/20 19:50	1
1,3-Dichloropropane	0.36	U	4.5	0.36	0.16	ug/Kg		12/17/20 19:50	1
2,2-Dichloropropane	1.5	U	4.5	1.5	0.40	ug/Kg		12/17/20 19:50	1
1,1-Dichloropropene	0.36	U	4.5	0.36	0.15	ug/Kg		12/17/20 19:50	1
cis-1,3-Dichloropropene	0.36	U	4.5	0.36	0.091	ug/Kg		12/17/20 19:50	1
trans-1,3-Dichloropropene	0.18	U	4.5	0.18	0.075	ug/Kg		12/17/20 19:50	1
Ethylbenzene	0.73	U	4.5	0.73	0.28	ug/Kg		12/17/20 19:50	1
2-Hexanone	12	U	18	12	4.4	ug/Kg		12/17/20 19:50	1
Hexachlorobutadiene	4.5	U	4.5	4.5	2.0	ug/Kg		12/17/20 19:50	1
Isopropylbenzene	4.5	U	4.5	4.5	2.2	ug/Kg		12/17/20 19:50	1
4-Isopropyltoluene	2.9	U	4.5	2.9	1.0	ug/Kg		12/17/20 19:50	1
Methylene Chloride	2.9	U M	4.5	2.9	1.5	ug/Kg		12/17/20 19:50	1
4-Methyl-2-pentanone (MIBK)	12	U	18	12	4.0	ug/Kg		12/17/20 19:50	1
Methyl tert-butyl ether	5.8	U	18	5.8	1.9	ug/Kg		12/17/20 19:50	1
Naphthalene	6.1	U	6.1	6.1	3.0	ug/Kg		12/17/20 19:50	1
N-Propylbenzene	1.5	U	4.5	1.5	0.53	ug/Kg		12/17/20 19:50	1
Styrene	0.73	U	4.5	0.73	0.25	ug/Kg		12/17/20 19:50	1
1,1,1,2-Tetrachloroethane	4.5	U	4.5	4.5	2.0	ug/Kg		12/17/20 19:50	1
1,1,2,2-Tetrachloroethane	0.73	U	4.5	0.73	0.26	ug/Kg		12/17/20 19:50	1
Tetrachloroethene	4.5	U	4.5	4.5	1.7	ug/Kg		12/17/20 19:50	1
Toluene	**0.41**	**J**	4.5	0.73	0.21	ug/Kg		12/17/20 19:50	1
1,2,3-Trichlorobenzene	2.9	U	4.5	2.9	0.74	ug/Kg		12/17/20 19:50	1
1,1,1-Trichloroethane	4.5	U	4.5	4.5	1.8	ug/Kg		12/17/20 19:50	1
1,1,2-Trichloroethane	2.9	U	4.5	2.9	0.80	ug/Kg		12/17/20 19:50	1
Trichloroethene	4.5	U	4.5	4.5	1.7	ug/Kg		12/17/20 19:50	1
Trichlorofluoromethane	9.1	U	9.1	9.1	2.9	ug/Kg		12/17/20 19:50	1
1,2,4-Trichlorobenzene	1.5	U	4.5	1.5	0.66	ug/Kg		12/17/20 19:50	1
1,2,3-Trichloropropane	0.73	U	4.5	0.73	0.20	ug/Kg		12/17/20 19:50	1
1,2,4-Trimethylbenzene	4.5	U	4.5	4.5	2.1	ug/Kg		12/17/20 19:50	1
1,3,5-Trimethylbenzene	4.5	U	4.5	4.5	2.2	ug/Kg		12/17/20 19:50	1
Vinyl chloride	2.9	U	4.5	2.9	1.2	ug/Kg		12/17/20 19:50	1
o-Xylene	0.73	U	4.5	0.73	0.24	ug/Kg		12/17/20 19:50	1
m-Xylene & p-Xylene	2.9	U	2.9	2.9	0.94	ug/Kg		12/17/20 19:50	1
2-Chlorotoluene	1.5	U	4.5	1.5	0.46	ug/Kg		12/17/20 19:50	1

Surrogate	*%Recovery*	*Qualifier*	*Limits*	*Prepared*	*Analyzed*	*Dil Fac*
Toluene-d8 (Surr)	*98*		*85 - 116*	*12/16/20 04:27*	*12/17/20 19:50*	*1*
1,2-Dichloroethane-d4 (Surr)	*103*		*71 - 136*	*12/16/20 04:27*	*12/17/20 19:50*	*1*
4-Bromofluorobenzene (Surr)	*101*		*79 - 119*	*12/16/20 04:27*	*12/17/20 19:50*	*1*
Dibromofluoromethane (Surr)	*102*		*78 - 119*	*12/16/20 04:27*	*12/17/20 19:50*	*1*

Method: 8260B - Volatile Organic Compounds (GC/MS)

Client Sample ID: V-S10A-141225-517
Date Collected: 12/14/20 16:00
Date Received: 12/15/20 11:40
Lab Sample ID: 280-143774-26
Matrix: Solid

Analyte	Result	Qualifier	LOQ	LOD	DL	Unit	D	Analyzed	Dil Fac
Acetone	63	U	63	63	31	ug/Kg		12/17/20 20:13	1
Benzene	0.35	U M	4.4	0.35	0.13	ug/Kg		12/17/20 20:13	1
Bromobenzene	1.4	U	4.4	1.4	0.43	ug/Kg		12/17/20 20:13	1
Bromochloromethane	4.4	U	4.4	4.4	2.1	ug/Kg		12/17/20 20:13	1
Bromodichloromethane	4.4	U	4.4	4.4	1.9	ug/Kg		12/17/20 20:13	1
Bromoform	4.4	U	4.4	4.4	2.2	ug/Kg		12/17/20 20:13	1
Bromomethane	2.8	U	8.7	2.8	1.2	ug/Kg		12/17/20 20:13	1
2-Butanone (MEK)	11	U M	17	11	3.4	ug/Kg		12/17/20 20:13	1
n-Butylbenzene	1.4	U	4.4	1.4	0.49	ug/Kg		12/17/20 20:13	1
sec-Butylbenzene	1.4	U	4.4	1.4	0.67	ug/Kg		12/17/20 20:13	1
tert-Butylbenzene	1.4	U	4.4	1.4	0.44	ug/Kg		12/17/20 20:13	1
Carbon disulfide	4.4	U	4.4	4.4	1.4	ug/Kg		12/17/20 20:13	1
Carbon tetrachloride	4.4	U	4.4	4.4	1.8	ug/Kg		12/17/20 20:13	1
Chlorobenzene	4.4	U	4.4	4.4	1.8	ug/Kg		12/17/20 20:13	1
Chloroethane	5.6	U	8.7	5.6	1.7	ug/Kg		12/17/20 20:13	1
Chloroform	0.70	U	8.7	0.70	0.25	ug/Kg		12/17/20 20:13	1
Chloromethane	1.4	U	8.7	1.4	0.67	ug/Kg		12/17/20 20:13	1
4-Chlorotoluene	0.70	U	4.4	0.70	0.31	ug/Kg		12/17/20 20:13	1
Dibromochloromethane	4.4	U	4.4	4.4	2.0	ug/Kg		12/17/20 20:13	1
1,2-Dibromo-3-Chloropropane	8.7	U	8.7	8.7	3.2	ug/Kg		12/17/20 20:13	1
Dichlorodifluoromethane	5.6	U	8.7	5.6	2.4	ug/Kg		12/17/20 20:13	1
Dibromomethane	0.70	U	4.4	0.70	0.28	ug/Kg		12/17/20 20:13	1
Ethylene Dibromide	1.4	U	4.4	1.4	0.45	ug/Kg		12/17/20 20:13	1
1,2-Dichlorobenzene	4.4	U	4.4	4.4	1.6	ug/Kg		12/17/20 20:13	1
1,3-Dichlorobenzene	1.4	U	4.4	1.4	0.42	ug/Kg		12/17/20 20:13	1
1,4-Dichlorobenzene	0.70	U	4.4	0.70	0.21	ug/Kg		12/17/20 20:13	1
1,1-Dichloroethane	0.70	U	4.4	0.70	0.18	ug/Kg		12/17/20 20:13	1
1,2-Dichloroethane	1.4	U	4.4	1.4	0.61	ug/Kg		12/17/20 20:13	1
1,1-Dichloroethene	1.4	U	4.4	1.4	0.51	ug/Kg		12/17/20 20:13	1
1,2-Dichloroethene, Total	1.4	U	4.4	1.4	0.34	ug/Kg		12/17/20 20:13	1
cis-1,2-Dichloroethene	0.70	U	4.4	0.70	0.18	ug/Kg		12/17/20 20:13	1
trans-1,2-Dichloroethene	0.70	U	4.4	0.70	0.34	ug/Kg		12/17/20 20:13	1
1,2-Dichloropropane	1.4	U M	4.4	1.4	0.48	ug/Kg		12/17/20 20:13	1
1,3-Dichloropropane	0.35	U	4.4	0.35	0.15	ug/Kg		12/17/20 20:13	1
2,2-Dichloropropane	1.4	U	4.4	1.4	0.38	ug/Kg		12/17/20 20:13	1
1,1-Dichloropropene	0.35	U	4.4	0.35	0.14	ug/Kg		12/17/20 20:13	1
cis-1,3-Dichloropropene	0.35	U	4.4	0.35	0.087	ug/Kg		12/17/20 20:13	1
trans-1,3-Dichloropropene	0.17	U	4.4	0.17	0.072	ug/Kg		12/17/20 20:13	1
Ethylbenzene	0.70	U	4.4	0.70	0.27	ug/Kg		12/17/20 20:13	1
2-Hexanone	11	U	17	11	4.3	ug/Kg		12/17/20 20:13	1
Hexachlorobutadiene	4.4	U	4.4	4.4	1.9	ug/Kg		12/17/20 20:13	1
Isopropylbenzene	4.4	U	4.4	4.4	2.1	ug/Kg		12/17/20 20:13	1
4-Isopropyltoluene	2.8	U	4.4	2.8	0.99	ug/Kg		12/17/20 20:13	1
Methylene Chloride	2.8	U M	4.4	2.8	1.4	ug/Kg		12/17/20 20:13	1
4-Methyl-2-pentanone (MIBK)	11	U	17	11	3.8	ug/Kg		12/17/20 20:13	1
Methyl tert-butyl ether	5.6	U	17	5.6	1.8	ug/Kg		12/17/20 20:13	1
Naphthalene	5.8	U	5.8	5.8	2.9	ug/Kg		12/17/20 20:13	1
N-Propylbenzene	1.4	U	4.4	1.4	0.51	ug/Kg		12/17/20 20:13	1
Styrene	0.70	U	4.4	0.70	0.24	ug/Kg		12/17/20 20:13	1

Method: 8260B - Volatile Organic Compounds (GC/MS) (Continued)

Client Sample ID: V-S10A-141225-517
Date Collected: 12/14/20 16:00
Date Received: 12/15/20 11:40

Lab Sample ID: 280-143774-26
Matrix: Solid

Analyte	Result	Qualifier	LOQ	LOD	DL	Unit	D	Analyzed	Dil Fac
1,1,1,2-Tetrachloroethane	4.4	U	4.4	4.4	1.9	ug/Kg		12/17/20 20:13	1
1,1,2,2-Tetrachloroethane	0.70	U	4.4	0.70	0.25	ug/Kg		12/17/20 20:13	1
Tetrachloroethene	4.4	U	4.4	4.4	1.7	ug/Kg		12/17/20 20:13	1
Toluene	**0.23**	**J**	4.4	0.70	0.20	ug/Kg		12/17/20 20:13	1
1,2,3-Trichlorobenzene	2.8	U	4.4	2.8	0.71	ug/Kg		12/17/20 20:13	1
1,1,1-Trichloroethane	4.4	U	4.4	4.4	1.7	ug/Kg		12/17/20 20:13	1
1,1,2-Trichloroethane	2.8	U	4.4	2.8	0.77	ug/Kg		12/17/20 20:13	1
Trichloroethene	4.4	U	4.4	4.4	1.7	ug/Kg		12/17/20 20:13	1
Trichlorofluoromethane	8.7	U	8.7	8.7	2.8	ug/Kg		12/17/20 20:13	1
1,2,4-Trichlorobenzene	1.4	U	4.4	1.4	0.64	ug/Kg		12/17/20 20:13	1
1,2,3-Trichloropropane	0.70	U	4.4	0.70	0.19	ug/Kg		12/17/20 20:13	1
1,2,4-Trimethylbenzene	4.4	U	4.4	4.4	2.0	ug/Kg		12/17/20 20:13	1
1,3,5-Trimethylbenzene	4.4	U	4.4	4.4	2.1	ug/Kg		12/17/20 20:13	1
Vinyl chloride	2.8	U	4.4	2.8	1.2	ug/Kg		12/17/20 20:13	1
o-Xylene	0.70	U	4.4	0.70	0.23	ug/Kg		12/17/20 20:13	1
m-Xylene & p-Xylene	2.8	U	2.8	2.8	0.91	ug/Kg		12/17/20 20:13	1
2-Chlorotoluene	1.4	U	4.4	1.4	0.44	ug/Kg		12/17/20 20:13	1

Surrogate	*%Recovery*	*Qualifier*	*Limits*	*Prepared*	*Analyzed*	*Dil Fac*
Toluene-d8 (Surr)	*98*		*85 - 116*	*12/16/20 04:27*	*12/17/20 20:13*	*1*
1,2-Dichloroethane-d4 (Surr)	*103*		*71 - 136*	*12/16/20 04:27*	*12/17/20 20:13*	*1*
4-Bromofluorobenzene (Surr)	*100*		*79 - 119*	*12/16/20 04:27*	*12/17/20 20:13*	*1*
Dibromofluoromethane (Surr)	*100*		*78 - 119*	*12/16/20 04:27*	*12/17/20 20:13*	*1*

Client Sample ID: TB-S10A-141220-04
Date Collected: 12/14/20 13:00
Date Received: 12/15/20 11:40

Lab Sample ID: 280-143774-28
Matrix: Water

Analyte	Result	Qualifier	LOQ	LOD	DL	Unit	D	Analyzed	Dil Fac
Acetone	6.4	U	10	6.4	1.9	ug/L		12/23/20 01:11	1
Benzene	0.40	U	1.0	0.40	0.16	ug/L		12/23/20 01:11	1
Bromobenzene	0.40	U	1.0	0.40	0.17	ug/L		12/23/20 01:11	1
Bromochloromethane	0.20	U	1.0	0.20	0.10	ug/L		12/23/20 01:11	1
Bromodichloromethane	0.40	U	1.0	0.40	0.17	ug/L		12/23/20 01:11	1
Bromoform	1.0	U	1.0	1.0	0.46	ug/L		12/23/20 01:11	1
Bromomethane	0.80	U	2.0	0.80	0.21	ug/L		12/23/20 01:11	1
2-Butanone (MEK)	4.0	U	6.0	4.0	2.0	ug/L		12/23/20 01:11	1
n-Butylbenzene	0.80	U	1.0	0.80	0.14	ug/L		12/23/20 01:11	1
sec-Butylbenzene	0.40	U	1.0	0.40	0.17	ug/L		12/23/20 01:11	1
tert-Butylbenzene	0.40	U	1.0	0.40	0.16	ug/L		12/23/20 01:11	1
Carbon disulfide	0.80	U	2.0	0.80	0.17	ug/L		12/23/20 01:11	1
Carbon tetrachloride	0.40	U	2.0	0.40	0.19	ug/L		12/23/20 01:11	1
Chlorobenzene	0.40	U	1.0	0.40	0.17	ug/L		12/23/20 01:11	1
Chloroethane	1.6	U	2.0	1.6	0.41	ug/L		12/23/20 01:11	1
Chloroform	0.40	U	1.0	0.40	0.16	ug/L		12/23/20 01:11	1
Chloromethane	0.80	U	2.0	0.80	0.30	ug/L		12/23/20 01:11	1
4-Chlorotoluene	0.80	U	1.0	0.80	0.21	ug/L		12/23/20 01:11	1
Dibromochloromethane	0.40	U	1.0	0.40	0.17	ug/L		12/23/20 01:11	1
1,2-Dibromo-3-Chloropropane	1.6	U	5.0	1.6	0.47	ug/L		12/23/20 01:11	1
Dichlorodifluoromethane	0.80	U	2.0	0.80	0.31	ug/L		12/23/20 01:11	1
Dibromomethane	0.40	U	1.0	0.40	0.17	ug/L		12/23/20 01:11	1

Method: 8260B - Volatile Organic Compounds (GC/MS) (Continued)

Client Sample ID: TB-S10A-141220-04
Date Collected: 12/14/20 13:00
Date Received: 12/15/20 11:40

Lab Sample ID: 280-143774-28
Matrix: Water

Analyte	Result	Qualifier	LOQ	LOD	DL	Unit	D	Analyzed	Dil Fac
Ethylene Dibromide	0.40	U	1.0	0.40	0.18	ug/L		12/23/20 01:11	1
1,2-Dichlorobenzene	0.40	U	1.0	0.40	0.15	ug/L		12/23/20 01:11	1
1,3-Dichlorobenzene	0.40	U	1.0	0.40	0.13	ug/L		12/23/20 01:11	1
1,4-Dichlorobenzene	0.40	U	1.0	0.40	0.16	ug/L		12/23/20 01:11	1
1,1-Dichloroethane	0.80	U	1.0	0.80	0.22	ug/L		12/23/20 01:11	1
1,2-Dichloroethane	0.40	U	1.0	0.40	0.13	ug/L		12/23/20 01:11	1
1,1-Dichloroethene	0.80	U	1.0	0.80	0.23	ug/L		12/23/20 01:11	1
1,2-Dichloroethene, Total	0.40	U	1.0	0.40	0.15	ug/L		12/23/20 01:11	1
cis-1,2-Dichloroethene	0.40	U	1.0	0.40	0.15	ug/L		12/23/20 01:11	1
trans-1,2-Dichloroethene	0.40	U	1.0	0.40	0.15	ug/L		12/23/20 01:11	1
1,2-Dichloropropane	0.40	U	1.0	0.40	0.18	ug/L		12/23/20 01:11	1
1,3-Dichloropropane	0.20	U	1.0	0.20	0.090	ug/L		12/23/20 01:11	1
2,2-Dichloropropane	0.80	U	1.0	0.80	0.38	ug/L		12/23/20 01:11	1
1,1-Dichloropropene	0.40	U	1.0	0.40	0.19	ug/L		12/23/20 01:11	1
cis-1,3-Dichloropropene	0.40	U	1.0	0.40	0.16	ug/L		12/23/20 01:11	1
trans-1,3-Dichloropropene	0.40	U	1.0	0.40	0.19	ug/L		12/23/20 01:11	1
Ethylbenzene	0.40	U	1.0	0.40	0.16	ug/L		12/23/20 01:11	1
2-Hexanone	4.0	U	5.0	4.0	1.7	ug/L		12/23/20 01:11	1
Hexachlorobutadiene	0.80	U	1.0	0.80	0.36	ug/L		12/23/20 01:11	1
Isopropylbenzene	0.40	U	1.0	0.40	0.19	ug/L		12/23/20 01:11	1
4-Isopropyltoluene	0.40	U	1.0	0.40	0.20	ug/L		12/23/20 01:11	1
Methylene Chloride	2.0	U	5.0	2.0	0.94	ug/L		12/23/20 01:11	1
4-Methyl-2-pentanone (MIBK)	3.2	U	5.0	3.2	0.98	ug/L		12/23/20 01:11	1
Methyl tert-butyl ether	0.80	U	5.0	0.80	0.25	ug/L		12/23/20 01:11	1
Naphthalene	0.80	U	1.0	0.80	0.22	ug/L		12/23/20 01:11	1
N-Propylbenzene	0.40	U	1.0	0.40	0.16	ug/L		12/23/20 01:11	1
Styrene	0.80	U	1.0	0.80	0.36	ug/L		12/23/20 01:11	1
1,1,1,2-Tetrachloroethane	0.80	U	1.0	0.80	0.21	ug/L		12/23/20 01:11	1
1,1,2,2-Tetrachloroethane	0.80	U	1.0	0.80	0.21	ug/L		12/23/20 01:11	1
Tetrachloroethene	0.40	U	1.0	0.40	0.20	ug/L		12/23/20 01:11	1
Toluene	0.40	U	1.0	0.40	0.17	ug/L		12/23/20 01:11	1
1,2,3-Trichlorobenzene	0.80	U	1.0	0.80	0.21	ug/L		12/23/20 01:11	1
1,1,1-Trichloroethane	0.40	U	1.0	0.40	0.16	ug/L		12/23/20 01:11	1
1,1,2-Trichloroethane	0.80	U	1.0	0.80	0.27	ug/L		12/23/20 01:11	1
Trichloroethene	0.40	U	1.0	0.40	0.16	ug/L		12/23/20 01:11	1
Trichlorofluoromethane	0.80	U	2.0	0.80	0.29	ug/L		12/23/20 01:11	1
1,2,4-Trichlorobenzene	0.80	U	1.0	0.80	0.21	ug/L		12/23/20 01:11	1
1,2,3-Trichloropropane	0.80	U	3.0	0.80	0.33	ug/L		12/23/20 01:11	1
1,2,4-Trimethylbenzene	0.40	U	1.0	0.40	0.15	ug/L		12/23/20 01:11	1
1,3,5-Trimethylbenzene	0.40	U	1.0	0.40	0.16	ug/L		12/23/20 01:11	1
Vinyl chloride	0.20	U	1.5	0.20	0.10	ug/L		12/23/20 01:11	1
o-Xylene	0.40	U	1.0	0.40	0.19	ug/L		12/23/20 01:11	1
m-Xylene & p-Xylene	0.80	U	2.0	0.80	0.15	ug/L		12/23/20 01:11	1
2-Chlorotoluene	0.40	U	1.0	0.40	0.17	ug/L		12/23/20 01:11	1

Surrogate	*%Recovery*	*Qualifier*	*Limits*	*Prepared*	*Analyzed*	*Dil Fac*
Toluene-d8 (Surr)	*101*		*89 - 112*		*12/23/20 01:11*	*1*
1,2-Dichloroethane-d4 (Surr)	*105*		*81 - 118*		*12/23/20 01:11*	*1*
4-Bromofluorobenzene (Surr)	*101*		*85 - 114*		*12/23/20 01:11*	*1*
Dibromofluoromethane (Surr)	*101*		*80 - 119*		*12/23/20 01:11*	*1*

Method: 8260B - Volatile Organic Compounds (GC/MS)

Client Sample ID: V-S10A-141220-470
Date Collected: 12/14/20 08:40
Date Received: 12/15/20 11:40

Lab Sample ID: 280-143774-29
Matrix: Solid

Analyte	Result	Qualifier	LOQ	LOD	DL	Unit	D	Analyzed	Dil Fac
Benzene	**150**		4.4	0.35	0.13	ug/Kg		12/17/20 20:35	1
Bromobenzene	1.4	U Q	4.4	1.4	0.43	ug/Kg		12/17/20 20:35	1
Bromochloromethane	4.4	U	4.4	4.4	2.2	ug/Kg		12/17/20 20:35	1
Bromodichloromethane	4.4	U M	4.4	4.4	1.9	ug/Kg		12/17/20 20:35	1
Bromoform	4.5	U	4.5	4.5	2.2	ug/Kg		12/17/20 20:35	1
Bromomethane	2.8	U	8.8	2.8	1.2	ug/Kg		12/17/20 20:35	1
2-Butanone (MEK)	**100**		18	11	3.4	ug/Kg		12/17/20 20:35	1
n-Butylbenzene	**57**	**Q**	4.4	1.4	0.49	ug/Kg		12/17/20 20:35	1
sec-Butylbenzene	**130**	**Q**	4.4	1.4	0.68	ug/Kg		12/17/20 20:35	1
tert-Butylbenzene	1.4	U M Q	4.4	1.4	0.44	ug/Kg		12/17/20 20:35	1
Carbon disulfide	4.4	U	4.4	4.4	1.5	ug/Kg		12/17/20 20:35	1
Carbon tetrachloride	4.4	U	4.4	4.4	1.8	ug/Kg		12/17/20 20:35	1
Chlorobenzene	4.4	U M	4.4	4.4	1.8	ug/Kg		12/17/20 20:35	1
Chloroethane	5.6	U	8.8	5.6	1.8	ug/Kg		12/17/20 20:35	1
Chloroform	0.70	U M	8.8	0.70	0.26	ug/Kg		12/17/20 20:35	1
Chloromethane	1.4	U	8.8	1.4	0.68	ug/Kg		12/17/20 20:35	1
4-Chlorotoluene	0.70	U M Q	4.4	0.70	0.32	ug/Kg		12/17/20 20:35	1
Dibromochloromethane	4.4	U M	4.4	4.4	2.0	ug/Kg		12/17/20 20:35	1
1,2-Dibromo-3-Chloropropane	8.8	U M Q	8.8	8.8	3.2	ug/Kg		12/17/20 20:35	1
Dichlorodifluoromethane	5.6	U	8.8	5.6	2.4	ug/Kg		12/17/20 20:35	1
Dibromomethane	0.70	U	4.4	0.70	0.28	ug/Kg		12/17/20 20:35	1
Ethylene Dibromide	1.4	U M	4.4	1.4	0.46	ug/Kg		12/17/20 20:35	1
1,2-Dichlorobenzene	4.4	U Q	4.4	4.4	1.6	ug/Kg		12/17/20 20:35	1
1,3-Dichlorobenzene	1.4	U Q	4.4	1.4	0.42	ug/Kg		12/17/20 20:35	1
1,4-Dichlorobenzene	0.70	U Q	4.4	0.70	0.22	ug/Kg		12/17/20 20:35	1
1,1-Dichloroethane	0.70	U	4.4	0.70	0.18	ug/Kg		12/17/20 20:35	1
1,2-Dichloroethane	1.4	U M	4.4	1.4	0.62	ug/Kg		12/17/20 20:35	1
1,1-Dichloroethene	1.4	U	4.4	1.4	0.52	ug/Kg		12/17/20 20:35	1
1,2-Dichloroethene, Total	1.4	U	4.4	1.4	0.34	ug/Kg		12/17/20 20:35	1
cis-1,2-Dichloroethene	0.70	U	4.4	0.70	0.18	ug/Kg		12/17/20 20:35	1
trans-1,2-Dichloroethene	0.70	U	4.4	0.70	0.34	ug/Kg		12/17/20 20:35	1
1,2-Dichloropropane	1.4	U M	4.4	1.4	0.48	ug/Kg		12/17/20 20:35	1
1,3-Dichloropropane	0.35	U	4.4	0.35	0.15	ug/Kg		12/17/20 20:35	1
2,2-Dichloropropane	1.4	U	4.4	1.4	0.39	ug/Kg		12/17/20 20:35	1
1,1-Dichloropropene	0.35	U	4.4	0.35	0.14	ug/Kg		12/17/20 20:35	1
cis-1,3-Dichloropropene	0.35	U	4.4	0.35	0.088	ug/Kg		12/17/20 20:35	1
trans-1,3-Dichloropropene	0.18	U M	4.4	0.18	0.073	ug/Kg		12/17/20 20:35	1
Ethylbenzene	**73**		4.4	0.70	0.27	ug/Kg		12/17/20 20:35	1
2-Hexanone	11	U M	18	11	4.3	ug/Kg		12/17/20 20:35	1
Hexachlorobutadiene	4.4	U Q	4.4	4.4	1.9	ug/Kg		12/17/20 20:35	1
Isopropylbenzene	**30**	**Q**	4.4	4.4	2.1	ug/Kg		12/17/20 20:35	1
4-Isopropyltoluene	**8.8**	**Q**	4.4	2.8	1.0	ug/Kg		12/17/20 20:35	1
Methylene Chloride	2.8	U M	4.4	2.8	1.4	ug/Kg		12/17/20 20:35	1
4-Methyl-2-pentanone (MIBK)	11	U M	18	11	3.8	ug/Kg		12/17/20 20:35	1
Methyl tert-butyl ether	5.6	U	18	5.6	1.9	ug/Kg		12/17/20 20:35	1
Naphthalene	**120**	**Q**	5.9	5.9	2.9	ug/Kg		12/17/20 20:35	1
N-Propylbenzene	**110**	**Q**	4.4	1.4	0.51	ug/Kg		12/17/20 20:35	1
Styrene	0.70	U M	4.4	0.70	0.25	ug/Kg		12/17/20 20:35	1
1,1,1,2-Tetrachloroethane	4.4	U	4.4	4.4	2.0	ug/Kg		12/17/20 20:35	1

Method: 8260B - Volatile Organic Compounds (GC/MS) (Continued)

Client Sample ID: V-S10A-141220-470
Date Collected: 12/14/20 08:40
Date Received: 12/15/20 11:40

Lab Sample ID: 280-143774-29
Matrix: Solid

Analyte	Result	Qualifier	LOQ	LOD	DL	Unit	D	Analyzed	Dil Fac
1,1,2,2-Tetrachloroethane	0.70	U M Q	4.4	0.70	0.25	ug/Kg		12/17/20 20:35	1
Tetrachloroethene	4.4	U	4.4	4.4	1.7	ug/Kg		12/17/20 20:35	1
1,2,3-Trichlorobenzene	2.8	U M Q	4.4	2.8	0.71	ug/Kg		12/17/20 20:35	1
1,1,1-Trichloroethane	4.4	U	4.4	4.4	1.7	ug/Kg		12/17/20 20:35	1
1,1,2-Trichloroethane	2.8	U M	4.4	2.8	0.78	ug/Kg		12/17/20 20:35	1
Trichloroethene	4.4	U	4.4	4.4	1.7	ug/Kg		12/17/20 20:35	1
Trichlorofluoromethane	8.8	U	8.8	8.8	2.8	ug/Kg		12/17/20 20:35	1
1,2,4-Trichlorobenzene	1.4	U M Q	4.4	1.4	0.64	ug/Kg		12/17/20 20:35	1
1,2,3-Trichloropropane	0.70	U M Q	4.4	0.70	0.19	ug/Kg		12/17/20 20:35	1
1,3,5-Trimethylbenzene	**130**	**Q**	4.4	4.4	2.1	ug/Kg		12/17/20 20:35	1
Vinyl chloride	2.8	U	4.4	2.8	1.2	ug/Kg		12/17/20 20:35	1
o-Xylene	**140**		4.4	0.70	0.23	ug/Kg		12/17/20 20:35	1
2-Chlorotoluene	1.4	U M Q	4.4	1.4	0.45	ug/Kg		12/17/20 20:35	1

Surrogate	*%Recovery*	*Qualifier*	*Limits*	*Prepared*	*Analyzed*	*Dil Fac*
Toluene-d8 (Surr)	*114*		*85 - 116*	*12/16/20 04:27*	*12/17/20 20:35*	*1*
1,2-Dichloroethane-d4 (Surr)	*101*		*71 - 136*	*12/16/20 04:27*	*12/17/20 20:35*	*1*
4-Bromofluorobenzene (Surr)	*134*	*Q*	*79 - 119*	*12/16/20 04:27*	*12/17/20 20:35*	*1*
Dibromofluoromethane (Surr)	*99*		*78 - 119*	*12/16/20 04:27*	*12/17/20 20:35*	*1*

Client Sample ID: V-S10A-141220-500
Date Collected: 12/14/20 13:40
Date Received: 12/15/20 11:40

Lab Sample ID: 280-143774-31
Matrix: Solid

Analyte	Result	Qualifier	LOQ	LOD	DL	Unit	D	Analyzed	Dil Fac
Acetone	67	U	67	67	33	ug/Kg		12/17/20 14:39	1
Benzene	0.37	U M	4.6	0.37	0.14	ug/Kg		12/17/20 14:39	1
Bromobenzene	1.5	U	4.6	1.5	0.46	ug/Kg		12/17/20 14:39	1
Bromochloromethane	4.6	U	4.6	4.6	2.3	ug/Kg		12/17/20 14:39	1
Bromodichloromethane	4.6	U	4.6	4.6	2.0	ug/Kg		12/17/20 14:39	1
Bromoform	4.7	U	4.7	4.7	2.4	ug/Kg		12/17/20 14:39	1
Bromomethane	3.0	U	9.3	3.0	1.3	ug/Kg		12/17/20 14:39	1
2-Butanone (MEK)	12	U	19	12	3.6	ug/Kg		12/17/20 14:39	1
n-Butylbenzene	1.5	U M	4.6	1.5	0.52	ug/Kg		12/17/20 14:39	1
sec-Butylbenzene	1.5	U	4.6	1.5	0.72	ug/Kg		12/17/20 14:39	1
tert-Butylbenzene	1.5	U	4.6	1.5	0.46	ug/Kg		12/17/20 14:39	1
Carbon disulfide	4.6	U	4.6	4.6	1.5	ug/Kg		12/17/20 14:39	1
Carbon tetrachloride	4.6	U	4.6	4.6	1.9	ug/Kg		12/17/20 14:39	1
Chlorobenzene	4.6	U	4.6	4.6	1.9	ug/Kg		12/17/20 14:39	1
Chloroethane	5.9	U	9.3	5.9	1.8	ug/Kg		12/17/20 14:39	1
Chloroform	0.74	U	9.3	0.74	0.27	ug/Kg		12/17/20 14:39	1
Chloromethane	1.5	U	9.3	1.5	0.72	ug/Kg		12/17/20 14:39	1
4-Chlorotoluene	0.74	U	4.6	0.74	0.34	ug/Kg		12/17/20 14:39	1
Dibromochloromethane	4.6	U	4.6	4.6	2.1	ug/Kg		12/17/20 14:39	1
1,2-Dibromo-3-Chloropropane	9.3	U	9.3	9.3	3.4	ug/Kg		12/17/20 14:39	1
Dichlorodifluoromethane	5.9	U	9.3	5.9	2.5	ug/Kg		12/17/20 14:39	1
Dibromomethane	0.74	U	4.6	0.74	0.29	ug/Kg		12/17/20 14:39	1
Ethylene Dibromide	1.5	U	4.6	1.5	0.48	ug/Kg		12/17/20 14:39	1
1,2-Dichlorobenzene	4.6	U	4.6	4.6	1.7	ug/Kg		12/17/20 14:39	1
1,3-Dichlorobenzene	1.5	U	4.6	1.5	0.45	ug/Kg		12/17/20 14:39	1
1,4-Dichlorobenzene	0.74	U	4.6	0.74	0.23	ug/Kg		12/17/20 14:39	1

Method: 8260B - Volatile Organic Compounds (GC/MS) (Continued)

Client Sample ID: V-S10A-141220-500
Date Collected: 12/14/20 13:40
Date Received: 12/15/20 11:40

Lab Sample ID: 280-143774-31
Matrix: Solid

Analyte	Result	Qualifier	LOQ	LOD	DL	Unit	D	Analyzed	Dil Fac
1,1-Dichloroethane	0.74	U	4.6	0.74	0.20	ug/Kg		12/17/20 14:39	1
1,2-Dichloroethane	1.5	U	4.6	1.5	0.65	ug/Kg		12/17/20 14:39	1
1,1-Dichloroethene	1.5	U	4.6	1.5	0.55	ug/Kg		12/17/20 14:39	1
1,2-Dichloroethene, Total	1.5	U	4.6	1.5	0.36	ug/Kg		12/17/20 14:39	1
cis-1,2-Dichloroethene	0.74	U	4.6	0.74	0.19	ug/Kg		12/17/20 14:39	1
trans-1,2-Dichloroethene	0.74	U	4.6	0.74	0.36	ug/Kg		12/17/20 14:39	1
1,2-Dichloropropane	1.5	U M	4.6	1.5	0.51	ug/Kg		12/17/20 14:39	1
1,3-Dichloropropane	0.37	U	4.6	0.37	0.16	ug/Kg		12/17/20 14:39	1
2,2-Dichloropropane	1.5	U	4.6	1.5	0.41	ug/Kg		12/17/20 14:39	1
1,1-Dichloropropene	0.37	U	4.6	0.37	0.15	ug/Kg		12/17/20 14:39	1
cis-1,3-Dichloropropene	0.37	U	4.6	0.37	0.093	ug/Kg		12/17/20 14:39	1
trans-1,3-Dichloropropene	0.19	U	4.6	0.19	0.077	ug/Kg		12/17/20 14:39	1
Ethylbenzene	0.74	U	4.6	0.74	0.28	ug/Kg		12/17/20 14:39	1
2-Hexanone	12	U M	19	12	4.5	ug/Kg		12/17/20 14:39	1
Hexachlorobutadiene	4.6	U	4.6	4.6	2.0	ug/Kg		12/17/20 14:39	1
Isopropylbenzene	4.6	U	4.6	4.6	2.2	ug/Kg		12/17/20 14:39	1
4-Isopropyltoluene	3.0	U	4.6	3.0	1.1	ug/Kg		12/17/20 14:39	1
Methylene Chloride	3.0	U M	4.6	3.0	1.5	ug/Kg		12/17/20 14:39	1
4-Methyl-2-pentanone (MIBK)	12	U	19	12	4.1	ug/Kg		12/17/20 14:39	1
Methyl tert-butyl ether	5.9	U	19	5.9	2.0	ug/Kg		12/17/20 14:39	1
Naphthalene	6.2	U	6.2	6.2	3.1	ug/Kg		12/17/20 14:39	1
N-Propylbenzene	1.5	U	4.6	1.5	0.54	ug/Kg		12/17/20 14:39	1
Styrene	0.74	U	4.6	0.74	0.26	ug/Kg		12/17/20 14:39	1
1,1,1,2-Tetrachloroethane	4.6	U	4.6	4.6	2.1	ug/Kg		12/17/20 14:39	1
1,1,2,2-Tetrachloroethane	0.74	U	4.6	0.74	0.26	ug/Kg		12/17/20 14:39	1
Tetrachloroethene	4.6	U	4.6	4.6	1.8	ug/Kg		12/17/20 14:39	1
Toluene	**1.0**	**J**	4.6	0.74	0.21	ug/Kg		12/17/20 14:39	1
1,2,3-Trichlorobenzene	3.0	U	4.6	3.0	0.75	ug/Kg		12/17/20 14:39	1
1,1,1-Trichloroethane	4.6	U	4.6	4.6	1.8	ug/Kg		12/17/20 14:39	1
1,1,2-Trichloroethane	3.0	U	4.6	3.0	0.82	ug/Kg		12/17/20 14:39	1
Trichloroethene	4.6	U	4.6	4.6	1.8	ug/Kg		12/17/20 14:39	1
Trichlorofluoromethane	9.3	U	9.3	9.3	3.0	ug/Kg		12/17/20 14:39	1
1,2,4-Trichlorobenzene	1.5	U	4.6	1.5	0.68	ug/Kg		12/17/20 14:39	1
1,2,3-Trichloropropane	0.74	U	4.6	0.74	0.20	ug/Kg		12/17/20 14:39	1
1,2,4-Trimethylbenzene	4.6	U	4.6	4.6	2.1	ug/Kg		12/17/20 14:39	1
1,3,5-Trimethylbenzene	4.6	U M	4.6	4.6	2.2	ug/Kg		12/17/20 14:39	1
Vinyl chloride	3.0	U	4.6	3.0	1.2	ug/Kg		12/17/20 14:39	1
o-Xylene	**0.43**	**J**	4.6	0.74	0.25	ug/Kg		12/17/20 14:39	1
m-Xylene & p-Xylene	3.0	U	3.0	3.0	0.97	ug/Kg		12/17/20 14:39	1
2-Chlorotoluene	1.5	U	4.6	1.5	0.47	ug/Kg		12/17/20 14:39	1

Surrogate	*%Recovery*	*Qualifier*	*Limits*	*Prepared*	*Analyzed*	*Dil Fac*
Toluene-d8 (Surr)	*101*		*85 - 116*	*12/16/20 04:27*	*12/17/20 14:39*	*1*
1,2-Dichloroethane-d4 (Surr)	*100*		*71 - 136*	*12/16/20 04:27*	*12/17/20 14:39*	*1*
4-Bromofluorobenzene (Surr)	*101*		*79 - 119*	*12/16/20 04:27*	*12/17/20 14:39*	*1*
Dibromofluoromethane (Surr)	*99*		*78 - 119*	*12/16/20 04:27*	*12/17/20 14:39*	*1*

Method: 8260B - Volatile Organic Compounds (GC/MS)

Client Sample ID: V-S10A-141220-480
Date Collected: 12/14/20 10:00
Date Received: 12/15/20 11:40

Lab Sample ID: 280-143774-33
Matrix: Solid

Analyte	Result	Qualifier	LOQ	LOD	DL	Unit	D	Analyzed	Dil Fac
Acetone	**140**		58	58	29	ug/Kg		12/17/20 20:57	1
Bromobenzene	1.3	U	4.1	1.3	0.40	ug/Kg		12/17/20 20:57	1
Bromochloromethane	4.1	U	4.1	4.1	2.0	ug/Kg		12/17/20 20:57	1
Bromodichloromethane	4.1	U M	4.1	4.1	1.7	ug/Kg		12/17/20 20:57	1
Bromoform	4.1	U Q	4.1	4.1	2.1	ug/Kg		12/17/20 20:57	1
Bromomethane	2.6	U	8.1	2.6	1.1	ug/Kg		12/17/20 20:57	1
2-Butanone (MEK)	10	U	16	10	3.2	ug/Kg		12/17/20 20:57	1
n-Butylbenzene	**18**		4.1	1.3	0.45	ug/Kg		12/17/20 20:57	1
sec-Butylbenzene	**28**		4.1	1.3	0.62	ug/Kg		12/17/20 20:57	1
tert-Butylbenzene	1.3	U M	4.1	1.3	0.41	ug/Kg		12/17/20 20:57	1
Carbon disulfide	4.1	U	4.1	4.1	1.3	ug/Kg		12/17/20 20:57	1
Carbon tetrachloride	4.1	U	4.1	4.1	1.6	ug/Kg		12/17/20 20:57	1
Chlorobenzene	4.1	U Q	4.1	4.1	1.7	ug/Kg		12/17/20 20:57	1
Chloroethane	5.2	U	8.1	5.2	1.6	ug/Kg		12/17/20 20:57	1
Chloroform	0.65	U M	8.1	0.65	0.24	ug/Kg		12/17/20 20:57	1
Chloromethane	1.3	U	8.1	1.3	0.62	ug/Kg		12/17/20 20:57	1
4-Chlorotoluene	0.65	U M	4.1	0.65	0.29	ug/Kg		12/17/20 20:57	1
Dibromochloromethane	4.1	U M Q	4.1	4.1	1.8	ug/Kg		12/17/20 20:57	1
1,2-Dibromo-3-Chloropropane	8.1	U M	8.1	8.1	3.0	ug/Kg		12/17/20 20:57	1
Dichlorodifluoromethane	5.2	U	8.1	5.2	2.2	ug/Kg		12/17/20 20:57	1
Dibromomethane	0.65	U	4.1	0.65	0.26	ug/Kg		12/17/20 20:57	1
Ethylene Dibromide	1.3	U M Q	4.1	1.3	0.42	ug/Kg		12/17/20 20:57	1
1,2-Dichlorobenzene	4.1	U	4.1	4.1	1.5	ug/Kg		12/17/20 20:57	1
1,3-Dichlorobenzene	1.3	U	4.1	1.3	0.39	ug/Kg		12/17/20 20:57	1
1,4-Dichlorobenzene	0.65	U	4.1	0.65	0.20	ug/Kg		12/17/20 20:57	1
1,1-Dichloroethane	0.65	U	4.1	0.65	0.17	ug/Kg		12/17/20 20:57	1
1,2-Dichloroethane	1.3	U M	4.1	1.3	0.57	ug/Kg		12/17/20 20:57	1
1,1-Dichloroethene	1.3	U	4.1	1.3	0.48	ug/Kg		12/17/20 20:57	1
1,2-Dichloroethene, Total	1.3	U	4.1	1.3	0.32	ug/Kg		12/17/20 20:57	1
cis-1,2-Dichloroethene	0.65	U	4.1	0.65	0.16	ug/Kg		12/17/20 20:57	1
trans-1,2-Dichloroethene	0.65	U	4.1	0.65	0.32	ug/Kg		12/17/20 20:57	1
1,2-Dichloropropane	1.3	U M	4.1	1.3	0.45	ug/Kg		12/17/20 20:57	1
1,3-Dichloropropane	0.32	U Q	4.1	0.32	0.14	ug/Kg		12/17/20 20:57	1
2,2-Dichloropropane	1.3	U	4.1	1.3	0.36	ug/Kg		12/17/20 20:57	1
1,1-Dichloropropene	0.32	U	4.1	0.32	0.13	ug/Kg		12/17/20 20:57	1
cis-1,3-Dichloropropene	0.32	U	4.1	0.32	0.081	ug/Kg		12/17/20 20:57	1
trans-1,3-Dichloropropene	0.16	U M	4.1	0.16	0.067	ug/Kg		12/17/20 20:57	1
Ethylbenzene	**160**	**Q**	4.1	0.65	0.25	ug/Kg		12/17/20 20:57	1
2-Hexanone	10	U M Q	16	10	4.0	ug/Kg		12/17/20 20:57	1
Hexachlorobutadiene	4.1	U	4.1	4.1	1.8	ug/Kg		12/17/20 20:57	1
Isopropylbenzene	**29**		4.1	4.1	2.0	ug/Kg		12/17/20 20:57	1
4-Isopropyltoluene	**7.1**		4.1	2.6	0.93	ug/Kg		12/17/20 20:57	1
Methylene Chloride	2.6	U M	4.1	2.6	1.3	ug/Kg		12/17/20 20:57	1
4-Methyl-2-pentanone (MIBK)	10	U M	16	10	3.5	ug/Kg		12/17/20 20:57	1
Methyl tert-butyl ether	5.2	U	16	5.2	1.7	ug/Kg		12/17/20 20:57	1
Naphthalene	**34**		5.4	5.4	2.7	ug/Kg		12/17/20 20:57	1
N-Propylbenzene	**52**		4.1	1.3	0.47	ug/Kg		12/17/20 20:57	1
Styrene	0.65	U M Q	4.1	0.65	0.23	ug/Kg		12/17/20 20:57	1
1,1,1,2-Tetrachloroethane	4.1	U Q	4.1	4.1	1.8	ug/Kg		12/17/20 20:57	1

Method: 8260B - Volatile Organic Compounds (GC/MS) (Continued)

Client Sample ID: V-S10A-141220-480 — **Lab Sample ID: 280-143774-33**
Date Collected: 12/14/20 10:00 — **Matrix: Solid**
Date Received: 12/15/20 11:40

Analyte	Result	Qualifier	LOQ	LOD	DL	Unit	D	Analyzed	Dil Fac
1,1,2,2-Tetrachloroethane	0.65	U M	4.1	0.65	0.23	ug/Kg		12/17/20 20:57	1
Tetrachloroethene	4.1	U Q	4.1	4.1	1.6	ug/Kg		12/17/20 20:57	1
1,2,3-Trichlorobenzene	2.6	U	4.1	2.6	0.66	ug/Kg		12/17/20 20:57	1
1,1,1-Trichloroethane	4.1	U	4.1	4.1	1.6	ug/Kg		12/17/20 20:57	1
1,1,2-Trichloroethane	2.6	U M	4.1	2.6	0.71	ug/Kg		12/17/20 20:57	1
Trichloroethene	4.1	U	4.1	4.1	1.6	ug/Kg		12/17/20 20:57	1
Trichlorofluoromethane	8.1	U	8.1	8.1	2.6	ug/Kg		12/17/20 20:57	1
1,2,4-Trichlorobenzene	1.3	U	4.1	1.3	0.59	ug/Kg		12/17/20 20:57	1
1,2,3-Trichloropropane	0.65	U M	4.1	0.65	0.18	ug/Kg		12/17/20 20:57	1
1,2,4-Trimethylbenzene	**130**		4.1	4.1	1.9	ug/Kg		12/17/20 20:57	1
1,3,5-Trimethylbenzene	**54**		4.1	4.1	2.0	ug/Kg		12/17/20 20:57	1
Vinyl chloride	2.6	U	4.1	2.6	1.1	ug/Kg		12/17/20 20:57	1
2-Chlorotoluene	1.3	U M	4.1	1.3	0.41	ug/Kg		12/17/20 20:57	1

Surrogate	*%Recovery*	*Qualifier*	*Limits*	*Prepared*	*Analyzed*	*Dil Fac*
Toluene-d8 (Surr)	*139*	*Q*	*85 - 116*	*12/16/20 04:27*	*12/17/20 20:57*	*1*
1,2-Dichloroethane-d4 (Surr)	*103*		*71 - 136*	*12/16/20 04:27*	*12/17/20 20:57*	*1*
4-Bromofluorobenzene (Surr)	*104*		*79 - 119*	*12/16/20 04:27*	*12/17/20 20:57*	*1*
Dibromofluoromethane (Surr)	*96*		*78 - 119*	*12/16/20 04:27*	*12/17/20 20:57*	*1*

Method: 8260B - Volatile Organic Compounds (GC/MS) - DL

Client Sample ID: V-S10A-121220-420 — **Lab Sample ID: 280-143774-7**
Date Collected: 12/12/20 16:05 — **Matrix: Solid**
Date Received: 12/15/20 11:40 — **Percent Solids: 95.7**

Analyte	Result	Qualifier	LOQ	LOD	DL	Unit	D	Analyzed	Dil Fac
Toluene	**720**	**D**	200	32	9.0	ug/Kg	☼	12/24/20 15:38	50
o-Xylene	**200**	**D**	200	32	11	ug/Kg	☼	12/24/20 15:38	50
m-Xylene & p-Xylene	**550**	**D**	130	130	41	ug/Kg	☼	12/24/20 15:38	50

Surrogate	*%Recovery*	*Qualifier*	*Limits*	*Prepared*	*Analyzed*	*Dil Fac*
Toluene-d8 (Surr)	*100*		*85 - 116*	*12/12/20 16:05*	*12/24/20 15:38*	*50*
1,2-Dichloroethane-d4 (Surr)	*108*		*71 - 136*	*12/12/20 16:05*	*12/24/20 15:38*	*50*
4-Bromofluorobenzene (Surr)	*100*		*79 - 119*	*12/12/20 16:05*	*12/24/20 15:38*	*50*
Dibromofluoromethane (Surr)	*104*		*78 - 119*	*12/12/20 16:05*	*12/24/20 15:38*	*50*

Client Sample ID: V-S10A-131220-440 — **Lab Sample ID: 280-143774-12**
Date Collected: 12/13/20 10:55 — **Matrix: Solid**
Date Received: 12/15/20 11:40 — **Percent Solids: 93.3**

Analyte	Result	Qualifier	LOQ	LOD	DL	Unit	D	Analyzed	Dil Fac
Acetone	3700	U Q	3700	3700	1800	ug/Kg	☼	12/24/20 16:00	50

Surrogate	*%Recovery*	*Qualifier*	*Limits*	*Prepared*	*Analyzed*	*Dil Fac*
Toluene-d8 (Surr)	*96*		*85 - 116*	*12/13/20 10:55*	*12/24/20 16:00*	*50*
1,2-Dichloroethane-d4 (Surr)	*106*		*71 - 136*	*12/13/20 10:55*	*12/24/20 16:00*	*50*
4-Bromofluorobenzene (Surr)	*99*		*79 - 119*	*12/13/20 10:55*	*12/24/20 16:00*	*50*
Dibromofluoromethane (Surr)	*103*		*78 - 119*	*12/13/20 10:55*	*12/24/20 16:00*	*50*

Method: 8260B - Volatile Organic Compounds (GC/MS) - DL

Client Sample ID: V-S10A-131220-460 — **Lab Sample ID: 280-143774-16**
Date Collected: 12/13/20 15:30 — **Matrix: Solid**
Date Received: 12/15/20 11:40 — **Percent Solids: 82.6**

Analyte	Result	Qualifier	LOQ	LOD	DL	Unit	D	Analyzed	Dil Fac
Acetone	**11000**	**D Q**	2800	2800	1400	ug/Kg	☼	12/24/20 16:23	50
2-Butanone (MEK)	**2800**	**D M**	780	500	150	ug/Kg	☼	12/24/20 16:23	50

Surrogate	*%Recovery*	*Qualifier*	*Limits*	*Prepared*	*Analyzed*	*Dil Fac*
Toluene-d8 (Surr)	*96*		*85 - 116*	*12/13/20 15:30*	*12/24/20 16:23*	*50*
1,2-Dichloroethane-d4 (Surr)	*104*		*71 - 136*	*12/13/20 15:30*	*12/24/20 16:23*	*50*
4-Bromofluorobenzene (Surr)	*99*		*79 - 119*	*12/13/20 15:30*	*12/24/20 16:23*	*50*
Dibromofluoromethane (Surr)	*103*		*78 - 119*	*12/13/20 15:30*	*12/24/20 16:23*	*50*

Client Sample ID: V-S10A-141220-490 — **Lab Sample ID: 280-143774-20**
Date Collected: 12/14/20 11:50 — **Matrix: Solid**
Date Received: 12/15/20 11:40

Analyte	Result	Qualifier	LOQ	LOD	DL	Unit	D	Analyzed	Dil Fac
Toluene	**110**	**J D**	220	36	10	ug/Kg		12/24/20 16:45	50

Surrogate	*%Recovery*	*Qualifier*	*Limits*	*Prepared*	*Analyzed*	*Dil Fac*
Toluene-d8 (Surr)	*95*		*85 - 116*	*12/16/20 05:01*	*12/24/20 16:45*	*50*
1,2-Dichloroethane-d4 (Surr)	*99*		*71 - 136*	*12/16/20 05:01*	*12/24/20 16:45*	*50*
4-Bromofluorobenzene (Surr)	*99*		*79 - 119*	*12/16/20 05:01*	*12/24/20 16:45*	*50*
Dibromofluoromethane (Surr)	*99*		*78 - 119*	*12/16/20 05:01*	*12/24/20 16:45*	*50*

Client Sample ID: V-S10A-141220-470 — **Lab Sample ID: 280-143774-29**
Date Collected: 12/14/20 08:40 — **Matrix: Solid**
Date Received: 12/15/20 11:40

Analyte	Result	Qualifier	LOQ	LOD	DL	Unit	D	Analyzed	Dil Fac
Acetone	3400	U Q	3400	3400	1700	ug/Kg		12/24/20 17:07	50
Toluene	**700**	**D**	240	38	11	ug/Kg		12/24/20 17:07	50
1,2,4-Trimethylbenzene	**300**	**D**	240	240	110	ug/Kg		12/24/20 17:07	50
m-Xylene & p-Xylene	**370**	**D**	150	150	49	ug/Kg		12/24/20 17:07	50

Surrogate	*%Recovery*	*Qualifier*	*Limits*	*Prepared*	*Analyzed*	*Dil Fac*
Toluene-d8 (Surr)	*97*		*85 - 116*	*12/16/20 05:01*	*12/24/20 17:07*	*50*
1,2-Dichloroethane-d4 (Surr)	*104*		*71 - 136*	*12/16/20 05:01*	*12/24/20 17:07*	*50*
4-Bromofluorobenzene (Surr)	*100*		*79 - 119*	*12/16/20 05:01*	*12/24/20 17:07*	*50*
Dibromofluoromethane (Surr)	*103*		*78 - 119*	*12/16/20 05:01*	*12/24/20 17:07*	*50*

Client Sample ID: V-S10A-141220-480 — **Lab Sample ID: 280-143774-33**
Date Collected: 12/14/20 10:00 — **Matrix: Solid**
Date Received: 12/15/20 11:40

Analyte	Result	Qualifier	LOQ	LOD	DL	Unit	D	Analyzed	Dil Fac
Benzene	**1600**	**D**	230	18	6.9	ug/Kg		12/24/20 17:30	50
Toluene	**4500**	**D**	230	36	10	ug/Kg		12/24/20 17:30	50
o-Xylene	**760**	**D**	230	36	12	ug/Kg		12/24/20 17:30	50
m-Xylene & p-Xylene	**2100**	**D**	150	150	47	ug/Kg		12/24/20 17:30	50

Surrogate	*%Recovery*	*Qualifier*	*Limits*	*Prepared*	*Analyzed*	*Dil Fac*
Toluene-d8 (Surr)	*102*		*85 - 116*	*12/16/20 05:01*	*12/24/20 17:30*	*50*
1,2-Dichloroethane-d4 (Surr)	*105*		*71 - 136*	*12/16/20 05:01*	*12/24/20 17:30*	*50*
4-Bromofluorobenzene (Surr)	*100*		*79 - 119*	*12/16/20 05:01*	*12/24/20 17:30*	*50*
Dibromofluoromethane (Surr)	*101*		*78 - 119*	*12/16/20 05:01*	*12/24/20 17:30*	*50*

Method: 8015D GRO - Gasoline Range Organics (GRO)

Client Sample ID: P-S10A-121220-400 — **Lab Sample ID: 280-143774-2**
Date Collected: 12/12/20 12:00 — **Matrix: Solid**
Date Received: 12/15/20 11:40 — **Percent Solids: 95.7**

Analyte	Result	Qualifier	LOQ	LOD	DL	Unit	D	Analyzed	Dil Fac
Gasoline Range Organics (GRO)-C6-C10	1.3	J	1.9	1.9	0.73	mg/Kg	☼	12/18/20 05:38	1

Surrogate	%Recovery	Qualifier	Limits	Prepared	Analyzed	Dil Fac
a,a,a-Trifluorotoluene (Surr)	87		77 - 123	12/17/20 14:19	12/18/20 05:38	1

Client Sample ID: P-S10A-121220-410 — **Lab Sample ID: 280-143774-4**
Date Collected: 12/12/20 14:15 — **Matrix: Solid**
Date Received: 12/15/20 11:40 — **Percent Solids: 97.9**

Analyte	Result	Qualifier	LOQ	LOD	DL	Unit	D	Analyzed	Dil Fac
Gasoline Range Organics (GRO)-C6-C10	2.1	U	2.1	2.1	0.78	mg/Kg	☼	12/18/20 06:03	1

Surrogate	%Recovery	Qualifier	Limits	Prepared	Analyzed	Dil Fac
a,a,a-Trifluorotoluene (Surr)	93		77 - 123	12/17/20 14:19	12/18/20 06:03	1

Client Sample ID: P-S10A-121220-415 — **Lab Sample ID: 280-143774-6**
Date Collected: 12/12/20 15:15 — **Matrix: Solid**
Date Received: 12/15/20 11:40 — **Percent Solids: 96.3**

Analyte	Result	Qualifier	LOQ	LOD	DL	Unit	D	Analyzed	Dil Fac
Gasoline Range Organics (GRO)-C6-C10	44	Q	1.8	1.8	0.68	mg/Kg	☼	12/18/20 06:27	1

Surrogate	%Recovery	Qualifier	Limits	Prepared	Analyzed	Dil Fac
a,a,a-Trifluorotoluene (Surr)	166	Q	77 - 123	12/17/20 14:19	12/18/20 06:27	1

Client Sample ID: P-S10A-121220-420 — **Lab Sample ID: 280-143774-8**
Date Collected: 12/12/20 16:05 — **Matrix: Solid**
Date Received: 12/15/20 11:40 — **Percent Solids: 95.6**

Analyte	Result	Qualifier	LOQ	LOD	DL	Unit	D	Analyzed	Dil Fac
Gasoline Range Organics (GRO)-C6-C10	31	Q	2.0	2.0	0.74	mg/Kg	☼	12/18/20 06:52	1

Surrogate	%Recovery	Qualifier	Limits	Prepared	Analyzed	Dil Fac
a,a,a-Trifluorotoluene (Surr)	220	Q	77 - 123	12/17/20 14:19	12/18/20 06:52	1

Client Sample ID: TB-S10A-141220-01 — **Lab Sample ID: 280-143774-9**
Date Collected: 12/14/20 12:00 — **Matrix: Water**
Date Received: 12/15/20 11:40

Analyte	Result	Qualifier	LOQ	LOD	DL	Unit	D	Analyzed	Dil Fac
Gasoline Range Organics (GRO)-C6-C10	25	U	25	25	10	ug/L		12/19/20 12:26	1

Surrogate	%Recovery	Qualifier	Limits	Prepared	Analyzed	Dil Fac
a,a,a-Trifluorotoluene	92		82 - 110		12/19/20 12:26	1

Client Sample ID: P-S10A-131220-433 — **Lab Sample ID: 280-143774-11**
Date Collected: 12/13/20 08:50 — **Matrix: Solid**
Date Received: 12/15/20 11:40 — **Percent Solids: 93.1**

Analyte	Result	Qualifier	LOQ	LOD	DL	Unit	D	Analyzed	Dil Fac
Gasoline Range Organics (GRO)-C6-C10	4.0		2.1	2.1	0.78	mg/Kg	☼	12/18/20 10:07	1

Surrogate	%Recovery	Qualifier	Limits	Prepared	Analyzed	Dil Fac
a,a,a-Trifluorotoluene (Surr)	99		77 - 123	12/13/20 08:50	12/18/20 10:07	1

Method: 8015D GRO - Gasoline Range Organics (GRO)

Client Sample ID: P-S10A-131220-440 — **Lab Sample ID: 280-143774-13**
Date Collected: 12/13/20 10:55 — **Matrix: Solid**
Date Received: 12/15/20 11:40 — **Percent Solids: 92.6**

Analyte	Result	Qualifier	LOQ	LOD	DL	Unit	D	Analyzed	Dil Fac
Gasoline Range Organics (GRO)-C6-C10	10		2.1	2.1	0.81	mg/Kg	☼	12/18/20 10:31	1

Surrogate	%Recovery	Qualifier	Limits	Prepared	Analyzed	Dil Fac
a,a,a-Trifluorotoluene (Surr)	105		77 - 123	12/13/20 10:55	12/18/20 10:31	1

Client Sample ID: P-S10A-131220-450 — **Lab Sample ID: 280-143774-15**
Date Collected: 12/13/20 13:40 — **Matrix: Solid**
Date Received: 12/15/20 11:40 — **Percent Solids: 97.0**

Analyte	Result	Qualifier	LOQ	LOD	DL	Unit	D	Analyzed	Dil Fac
Gasoline Range Organics (GRO)-C6-C10	2.5		2.0	2.0	0.78	mg/Kg	☼	12/18/20 10:56	1

Surrogate	%Recovery	Qualifier	Limits	Prepared	Analyzed	Dil Fac
a,a,a-Trifluorotoluene (Surr)	93		77 - 123	12/13/20 13:40	12/18/20 10:56	1

Client Sample ID: P-S10A-131220-460 — **Lab Sample ID: 280-143774-17**
Date Collected: 12/13/20 15:30 — **Matrix: Solid**
Date Received: 12/15/20 11:40 — **Percent Solids: 85.7**

Analyte	Result	Qualifier	LOQ	LOD	DL	Unit	D	Analyzed	Dil Fac
Gasoline Range Organics (GRO)-C6-C10	8.6		2.2	2.2	0.85	mg/Kg	☼	12/18/20 11:20	1

Surrogate	%Recovery	Qualifier	Limits	Prepared	Analyzed	Dil Fac
a,a,a-Trifluorotoluene (Surr)	93		77 - 123	12/13/20 15:30	12/18/20 11:20	1

Client Sample ID: TB-S10A-141220-02 — **Lab Sample ID: 280-143774-18**
Date Collected: 12/14/20 12:00 — **Matrix: Water**
Date Received: 12/15/20 11:40

Analyte	Result	Qualifier	LOQ	LOD	DL	Unit	D	Analyzed	Dil Fac
Gasoline Range Organics (GRO)-C6-C10	25	U	25	25	10	ug/L		12/19/20 12:50	1

Surrogate	%Recovery	Qualifier	Limits	Prepared	Analyzed	Dil Fac
a,a,a-Trifluorotoluene	92		82 - 110		12/19/20 12:50	1

Client Sample ID: TB-S10A-141220-03 — **Lab Sample ID: 280-143774-19**
Date Collected: 12/14/20 13:00 — **Matrix: Water**
Date Received: 12/15/20 11:40

Analyte	Result	Qualifier	LOQ	LOD	DL	Unit	D	Analyzed	Dil Fac
Gasoline Range Organics (GRO)-C6-C10	25	U	25	25	10	ug/L		12/19/20 13:13	1

Surrogate	%Recovery	Qualifier	Limits	Prepared	Analyzed	Dil Fac
a,a,a-Trifluorotoluene	94		82 - 110		12/19/20 13:13	1

Client Sample ID: P-S10A-141220-490 — **Lab Sample ID: 280-143774-21**
Date Collected: 12/14/20 11:50 — **Matrix: Solid**
Date Received: 12/15/20 11:40 — **Percent Solids: 84.5**

Analyte	Result	Qualifier	LOQ	LOD	DL	Unit	D	Analyzed	Dil Fac
Gasoline Range Organics (GRO)-C6-C10	41	Q	2.5	2.5	0.94	mg/Kg	☼	12/22/20 05:12	1

Surrogate	%Recovery	Qualifier	Limits	Prepared	Analyzed	Dil Fac
a,a,a-Trifluorotoluene (Surr)	180	Q	77 - 123	12/15/20 21:22	12/22/20 05:12	1

Method: 8015D GRO - Gasoline Range Organics (GRO)

Client Sample ID: P-S10A-141220-510 — **Lab Sample ID: 280-143774-23**
Date Collected: 12/14/20 14:00 — **Matrix: Solid**
Date Received: 12/15/20 11:40 — **Percent Solids: 86.4**

Analyte	Result	Qualifier	LOQ	LOD	DL	Unit	D	Analyzed	Dil Fac
Gasoline Range Organics (GRO)-C6-C10	2.5	U	2.5	2.5	0.94	mg/Kg	☼	12/22/20 05:36	1

Surrogate	*%Recovery*	*Qualifier*	*Limits*	*Prepared*	*Analyzed*	*Dil Fac*
a,a,a-Trifluorotoluene (Surr)	*88*		*77 - 123*	*12/15/20 21:22*	*12/22/20 05:36*	*1*

Client Sample ID: P-S10A-141220-517 — **Lab Sample ID: 280-143774-25**
Date Collected: 12/14/20 16:00 — **Matrix: Solid**
Date Received: 12/15/20 11:40 — **Percent Solids: 89.6**

Analyte	Result	Qualifier	LOQ	LOD	DL	Unit	D	Analyzed	Dil Fac
Gasoline Range Organics (GRO)-C6-C10	2.2	U	2.2	2.2	0.85	mg/Kg	☼	12/22/20 06:01	1

Surrogate	*%Recovery*	*Qualifier*	*Limits*	*Prepared*	*Analyzed*	*Dil Fac*
a,a,a-Trifluorotoluene (Surr)	*88*		*77 - 123*	*12/15/20 21:22*	*12/22/20 06:01*	*1*

Client Sample ID: P-S10A-141225-517 — **Lab Sample ID: 280-143774-27**
Date Collected: 12/14/20 16:00 — **Matrix: Solid**
Date Received: 12/15/20 11:40 — **Percent Solids: 89.6**

Analyte	Result	Qualifier	LOQ	LOD	DL	Unit	D	Analyzed	Dil Fac
Gasoline Range Organics (GRO)-C6-C10	2.2	U	2.2	2.2	0.82	mg/Kg	☼	12/22/20 06:25	1

Surrogate	*%Recovery*	*Qualifier*	*Limits*	*Prepared*	*Analyzed*	*Dil Fac*
a,a,a-Trifluorotoluene (Surr)	*87*		*77 - 123*	*12/15/20 21:22*	*12/22/20 06:25*	*1*

Client Sample ID: TB-S10A-141220-04 — **Lab Sample ID: 280-143774-28**
Date Collected: 12/14/20 13:00 — **Matrix: Water**
Date Received: 12/15/20 11:40

Analyte	Result	Qualifier	LOQ	LOD	DL	Unit	D	Analyzed	Dil Fac
Gasoline Range Organics (GRO)-C6-C10	25	U	25	25	10	ug/L		12/19/20 13:36	1

Surrogate	*%Recovery*	*Qualifier*	*Limits*	*Prepared*	*Analyzed*	*Dil Fac*
a,a,a-Trifluorotoluene	*94*		*82 - 110*		*12/19/20 13:36*	*1*

Client Sample ID: P-S10A-141220-470 — **Lab Sample ID: 280-143774-30**
Date Collected: 12/14/20 08:40 — **Matrix: Solid**
Date Received: 12/15/20 11:40 — **Percent Solids: 91.9**

Analyte	Result	Qualifier	LOQ	LOD	DL	Unit	D	Analyzed	Dil Fac
Gasoline Range Organics (GRO)-C6-C10	**100**		2.4	2.4	0.91	mg/Kg	☼	12/22/20 06:49	1

Surrogate	*%Recovery*	*Qualifier*	*Limits*	*Prepared*	*Analyzed*	*Dil Fac*
a,a,a-Trifluorotoluene (Surr)	*105*		*77 - 123*	*12/15/20 21:22*	*12/22/20 06:49*	*1*

Client Sample ID: P-S10A-141220-500 — **Lab Sample ID: 280-143774-32**
Date Collected: 12/14/20 13:40 — **Matrix: Solid**
Date Received: 12/15/20 11:40 — **Percent Solids: 85.6**

Analyte	Result	Qualifier	LOQ	LOD	DL	Unit	D	Analyzed	Dil Fac
Gasoline Range Organics (GRO)-C6-C10	**1.7**	**J J1**	2.4	2.4	0.92	mg/Kg	☼	12/22/20 16:56	1

Surrogate	*%Recovery*	*Qualifier*	*Limits*	*Prepared*	*Analyzed*	*Dil Fac*
a,a,a-Trifluorotoluene (Surr)	*90*		*77 - 123*	*12/15/20 21:22*	*12/22/20 16:56*	*1*

Method: 8015D GRO - Gasoline Range Organics (GRO)

Client Sample ID: P-S10A-141220-480 — **Lab Sample ID: 280-143774-34**
Date Collected: 12/14/20 10:00 — **Matrix: Solid**
Date Received: 12/15/20 11:40 — **Percent Solids: 86.8**

Analyte	Result	Qualifier	LOQ	LOD	DL	Unit	D	Analyzed	Dil Fac
Gasoline Range Organics (GRO)-C6-C10	73	Q	2.1	2.1	0.81	mg/Kg	☼	12/22/20 08:27	1

Surrogate	%Recovery	Qualifier	Limits	Prepared	Analyzed	Dil Fac
a,a,a-Trifluorotoluene (Surr)	292	Q	77 - 123	12/15/20 21:22	12/22/20 08:27	1

Method: 8015D DRO - Diesel Range Organics (DRO) (GC)

Client Sample ID: P-S10A-121220-400 — **Lab Sample ID: 280-143774-2**
Date Collected: 12/12/20 12:00 — **Matrix: Solid**
Date Received: 12/15/20 11:40 — **Percent Solids: 95.7**

Analyte	Result	Qualifier	LOQ	LOD	DL	Unit	D	Analyzed	Dil Fac
Diesel Range Organics [C10-C28]	12		7.9	7.9	3.6	mg/Kg	☼	01/10/21 14:13	1
Motor Oil (C20-C38)	21	J	24	23	7.8	mg/Kg	☼	01/10/21 14:13	1

Surrogate	%Recovery	Qualifier	Limits	Prepared	Analyzed	Dil Fac
o-Terphenyl (Surr)	71		45 - 130	12/22/20 09:39	01/10/21 14:13	1
n-Octacosane	92		25 - 162	12/22/20 09:39	01/10/21 14:13	1

Client Sample ID: P-S10A-121220-410 — **Lab Sample ID: 280-143774-4**
Date Collected: 12/12/20 14:15 — **Matrix: Solid**
Date Received: 12/15/20 11:40 — **Percent Solids: 97.9**

Analyte	Result	Qualifier	LOQ	LOD	DL	Unit	D	Analyzed	Dil Fac
Diesel Range Organics [C10-C28]	7.8	U	7.8	7.8	3.6	mg/Kg	☼	01/10/21 14:36	1
Motor Oil (C20-C38)	23	U	23	23	7.6	mg/Kg	☼	01/10/21 14:36	1

Surrogate	%Recovery	Qualifier	Limits	Prepared	Analyzed	Dil Fac
o-Terphenyl (Surr)	68		45 - 130	12/22/20 09:39	01/10/21 14:36	1
n-Octacosane	87		25 - 162	12/22/20 09:39	01/10/21 14:36	1

Client Sample ID: P-S10A-121220-415 — **Lab Sample ID: 280-143774-6**
Date Collected: 12/12/20 15:15 — **Matrix: Solid**
Date Received: 12/15/20 11:40 — **Percent Solids: 96.3**

Analyte	Result	Qualifier	LOQ	LOD	DL	Unit	D	Analyzed	Dil Fac
Diesel Range Organics [C10-C28]	3.7	J	7.7	7.7	3.5	mg/Kg	☼	01/10/21 14:59	1
Motor Oil (C20-C38)	7.6	J	23	22	7.5	mg/Kg	☼	01/10/21 14:59	1

Surrogate	%Recovery	Qualifier	Limits	Prepared	Analyzed	Dil Fac
o-Terphenyl (Surr)	65		45 - 130	12/22/20 09:39	01/10/21 14:59	1
n-Octacosane	85		25 - 162	12/22/20 09:39	01/10/21 14:59	1

Client Sample ID: P-S10A-121220-420 — **Lab Sample ID: 280-143774-8**
Date Collected: 12/12/20 16:05 — **Matrix: Solid**
Date Received: 12/15/20 11:40 — **Percent Solids: 95.6**

Analyte	Result	Qualifier	LOQ	LOD	DL	Unit	D	Analyzed	Dil Fac
Diesel Range Organics [C10-C28]	7.8	U	7.8	7.8	3.5	mg/Kg	☼	01/10/21 15:22	1
Motor Oil (C20-C38)	23	U	23	23	7.6	mg/Kg	☼	01/10/21 15:22	1

Surrogate	%Recovery	Qualifier	Limits	Prepared	Analyzed	Dil Fac
o-Terphenyl (Surr)	50		45 - 130	12/22/20 09:39	01/10/21 15:22	1
n-Octacosane	64		25 - 162	12/22/20 09:39	01/10/21 15:22	1

Method: 8015D DRO - Diesel Range Organics (DRO) (GC)

Client Sample ID: P-S10A-131220-433 — **Lab Sample ID: 280-143774-11**
Date Collected: 12/13/20 08:50 — **Matrix: Solid**
Date Received: 12/15/20 11:40 — **Percent Solids: 93.1**

Analyte	Result	Qualifier	LOQ	LOD	DL	Unit	D	Analyzed	Dil Fac
Diesel Range Organics [C10-C28]	7.8	U	7.8	7.8	3.5	mg/Kg	☼	01/10/21 15:45	1
Motor Oil (C20-C38)	23	U	23	23	7.6	mg/Kg	☼	01/10/21 15:45	1

Surrogate	*%Recovery*	*Qualifier*	*Limits*	*Prepared*	*Analyzed*	*Dil Fac*
o-Terphenyl (Surr)	*48*		*45 - 130*	*12/22/20 09:39*	*01/10/21 15:45*	*1*
n-Octacosane	*62*		*25 - 162*	*12/22/20 09:39*	*01/10/21 15:45*	*1*

Client Sample ID: P-S10A-131220-440 — **Lab Sample ID: 280-143774-13**
Date Collected: 12/13/20 10:55 — **Matrix: Solid**
Date Received: 12/15/20 11:40 — **Percent Solids: 92.6**

Analyte	Result	Qualifier	LOQ	LOD	DL	Unit	D	Analyzed	Dil Fac
Diesel Range Organics [C10-C28]	**12**		8.3	8.3	3.8	mg/Kg	☼	01/10/21 16:08	1
Motor Oil (C20-C38)	24	U	25	24	8.1	mg/Kg	☼	01/10/21 16:08	1

Surrogate	*%Recovery*	*Qualifier*	*Limits*	*Prepared*	*Analyzed*	*Dil Fac*
o-Terphenyl (Surr)	*54*		*45 - 130*	*12/22/20 09:39*	*01/10/21 16:08*	*1*
n-Octacosane	*68*		*25 - 162*	*12/22/20 09:39*	*01/10/21 16:08*	*1*

Client Sample ID: P-S10A-131220-450 — **Lab Sample ID: 280-143774-15**
Date Collected: 12/13/20 13:40 — **Matrix: Solid**
Date Received: 12/15/20 11:40 — **Percent Solids: 97.0**

Analyte	Result	Qualifier	LOQ	LOD	DL	Unit	D	Analyzed	Dil Fac
Diesel Range Organics [C10-C28]	**8.0**		7.5	7.5	3.4	mg/Kg	☼	01/10/21 16:31	1
Motor Oil (C20-C38)	22	U	23	22	7.3	mg/Kg	☼	01/10/21 16:31	1

Surrogate	*%Recovery*	*Qualifier*	*Limits*	*Prepared*	*Analyzed*	*Dil Fac*
o-Terphenyl (Surr)	*70*		*45 - 130*	*12/22/20 09:39*	*01/10/21 16:31*	*1*
n-Octacosane	*90*		*25 - 162*	*12/22/20 09:39*	*01/10/21 16:31*	*1*

Client Sample ID: P-S10A-131220-460 — **Lab Sample ID: 280-143774-17**
Date Collected: 12/13/20 15:30 — **Matrix: Solid**
Date Received: 12/15/20 11:40 — **Percent Solids: 85.7**

Analyte	Result	Qualifier	LOQ	LOD	DL	Unit	D	Analyzed	Dil Fac
Diesel Range Organics [C10-C28]	**15**		9.0	9.0	4.1	mg/Kg	☼	01/10/21 16:54	1
Motor Oil (C20-C38)	26	U	27	26	8.8	mg/Kg	☼	01/10/21 16:54	1

Surrogate	*%Recovery*	*Qualifier*	*Limits*	*Prepared*	*Analyzed*	*Dil Fac*
o-Terphenyl (Surr)	*60*		*45 - 130*	*12/22/20 09:39*	*01/10/21 16:54*	*1*
n-Octacosane	*76*		*25 - 162*	*12/22/20 09:39*	*01/10/21 16:54*	*1*

Client Sample ID: P-S10A-141220-490 — **Lab Sample ID: 280-143774-21**
Date Collected: 12/14/20 11:50 — **Matrix: Solid**
Date Received: 12/15/20 11:40 — **Percent Solids: 84.5**

Analyte	Result	Qualifier	LOQ	LOD	DL	Unit	D	Analyzed	Dil Fac
Diesel Range Organics [C10-C28]	**31**		8.6	8.6	3.9	mg/Kg	☼	01/10/21 17:16	1
Motor Oil (C20-C38)	25	U	26	25	8.4	mg/Kg	☼	01/10/21 17:16	1

Surrogate	*%Recovery*	*Qualifier*	*Limits*	*Prepared*	*Analyzed*	*Dil Fac*
o-Terphenyl (Surr)	*66*		*45 - 130*	*12/22/20 09:39*	*01/10/21 17:16*	*1*
n-Octacosane	*84*		*25 - 162*	*12/22/20 09:39*	*01/10/21 17:16*	*1*

Method: 8015D DRO - Diesel Range Organics (DRO) (GC)

Client Sample ID: P-S10A-141220-510 — **Lab Sample ID: 280-143774-23**
Date Collected: 12/14/20 14:00 — **Matrix: Solid**
Date Received: 12/15/20 11:40 — **Percent Solids: 86.4**

Analyte	Result	Qualifier	LOQ	LOD	DL	Unit	D	Analyzed	Dil Fac
Diesel Range Organics [C10-C28]	8.6	U	8.6	8.6	3.9	mg/Kg	☼	01/10/21 18:25	1
Motor Oil (C20-C38)	25	U	26	25	8.4	mg/Kg	☼	01/10/21 18:25	1

Surrogate	*%Recovery*	*Qualifier*	*Limits*	*Prepared*	*Analyzed*	*Dil Fac*
o-Terphenyl (Surr)	*62*		*45 - 130*	*12/22/20 09:39*	*01/10/21 18:25*	*1*
n-Octacosane	*83*		*25 - 162*	*12/22/20 09:39*	*01/10/21 18:25*	*1*

Client Sample ID: P-S10A-141220-517 — **Lab Sample ID: 280-143774-25**
Date Collected: 12/14/20 16:00 — **Matrix: Solid**
Date Received: 12/15/20 11:40 — **Percent Solids: 89.6**

Analyte	Result	Qualifier	LOQ	LOD	DL	Unit	D	Analyzed	Dil Fac
Diesel Range Organics [C10-C28]	8.0	U	8.0	8.0	3.6	mg/Kg	☼	01/10/21 18:48	1
Motor Oil (C20-C38)	23	U	24	23	7.8	mg/Kg	☼	01/10/21 18:48	1

Surrogate	*%Recovery*	*Qualifier*	*Limits*	*Prepared*	*Analyzed*	*Dil Fac*
o-Terphenyl (Surr)	*63*		*45 - 130*	*12/22/20 09:39*	*01/10/21 18:48*	*1*
n-Octacosane	*83*		*25 - 162*	*12/22/20 09:39*	*01/10/21 18:48*	*1*

Client Sample ID: P-S10A-141225-517 — **Lab Sample ID: 280-143774-27**
Date Collected: 12/14/20 16:00 — **Matrix: Solid**
Date Received: 12/15/20 11:40 — **Percent Solids: 89.6**

Analyte	Result	Qualifier	LOQ	LOD	DL	Unit	D	Analyzed	Dil Fac
Diesel Range Organics [C10-C28]	8.1	U	8.1	8.1	3.7	mg/Kg	☼	01/10/21 19:11	1
Motor Oil (C20-C38)	24	U	24	24	7.9	mg/Kg	☼	01/10/21 19:11	1

Surrogate	*%Recovery*	*Qualifier*	*Limits*	*Prepared*	*Analyzed*	*Dil Fac*
o-Terphenyl (Surr)	*67*		*45 - 130*	*12/22/20 09:39*	*01/10/21 19:11*	*1*
n-Octacosane	*87*		*25 - 162*	*12/22/20 09:39*	*01/10/21 19:11*	*1*

Client Sample ID: P-S10A-141220-470 — **Lab Sample ID: 280-143774-30**
Date Collected: 12/14/20 08:40 — **Matrix: Solid**
Date Received: 12/15/20 11:40 — **Percent Solids: 91.9**

Analyte	Result	Qualifier	LOQ	LOD	DL	Unit	D	Analyzed	Dil Fac
Diesel Range Organics [C10-C28]	**35**		8.2	8.2	3.7	mg/Kg	☼	01/10/21 19:34	1
Motor Oil (C20-C38)	24	U	24	24	8.0	mg/Kg	☼	01/10/21 19:34	1

Surrogate	*%Recovery*	*Qualifier*	*Limits*	*Prepared*	*Analyzed*	*Dil Fac*
o-Terphenyl (Surr)	*48*		*45 - 130*	*12/22/20 09:39*	*01/10/21 19:34*	*1*
n-Octacosane	*57*		*25 - 162*	*12/22/20 09:39*	*01/10/21 19:34*	*1*

Client Sample ID: P-S10A-141220-500 — **Lab Sample ID: 280-143774-32**
Date Collected: 12/14/20 13:40 — **Matrix: Solid**
Date Received: 12/15/20 11:40 — **Percent Solids: 85.6**

Analyte	Result	Qualifier	LOQ	LOD	DL	Unit	D	Analyzed	Dil Fac
Diesel Range Organics [C10-C28]	8.4	U	8.4	8.4	3.8	mg/Kg	☼	01/10/21 19:56	1
Motor Oil (C20-C38)	25	U	25	25	8.3	mg/Kg	☼	01/10/21 19:56	1

Surrogate	*%Recovery*	*Qualifier*	*Limits*	*Prepared*	*Analyzed*	*Dil Fac*
o-Terphenyl (Surr)	*65*		*45 - 130*	*12/22/20 09:39*	*01/10/21 19:56*	*1*
n-Octacosane	*85*		*25 - 162*	*12/22/20 09:39*	*01/10/21 19:56*	*1*

Method: 8015D DRO - Diesel Range Organics (DRO) (GC)

Client Sample ID: P-S10A-141220-480 — **Lab Sample ID: 280-143774-34**
Date Collected: 12/14/20 10:00 — **Matrix: Solid**
Date Received: 12/15/20 11:40 — **Percent Solids: 86.8**

Analyte	Result	Qualifier	LOQ	LOD	DL	Unit	D	Analyzed	Dil Fac
Diesel Range Organics [C10-C28]	**20**		9.0	9.0	4.1	mg/Kg	☼	01/10/21 21:51	1
Motor Oil (C20-C38)	26	U	27	26	8.8	mg/Kg	☼	01/10/21 21:51	1

Surrogate	*%Recovery*	*Qualifier*	*Limits*	*Prepared*	*Analyzed*	*Dil Fac*
o-Terphenyl (Surr)	*60*		*45 - 130*	*12/22/20 09:39*	*01/10/21 21:51*	*1*
n-Octacosane	*76*		*25 - 162*	*12/22/20 09:39*	*01/10/21 21:51*	*1*

General Chemistry

Client Sample ID: V-S10A-121220-400 — **Lab Sample ID: 280-143774-1**
Date Collected: 12/12/20 12:00 — **Matrix: Solid**
Date Received: 12/15/20 11:40 — **Percent Solids: 96.1**

Analyte	Result	Qualifier	LOQ	LOD	DL	Unit	D	Analyzed	Dil Fac
Percent Moisture	**3.9**		0.1	0.05	0.1	%		12/16/20 07:30	1

Client Sample ID: P-S10A-121220-400 — **Lab Sample ID: 280-143774-2**
Date Collected: 12/12/20 12:00 — **Matrix: Solid**
Date Received: 12/15/20 11:40 — **Percent Solids: 95.7**

Analyte	Result	Qualifier	LOQ	LOD	DL	Unit	D	Analyzed	Dil Fac
Percent Moisture	**4.3**		0.1	0.05	0.1	%		12/16/20 07:30	1

Client Sample ID: V-S10A-121220-410 — **Lab Sample ID: 280-143774-3**
Date Collected: 12/12/20 14:15 — **Matrix: Solid**
Date Received: 12/15/20 11:40 — **Percent Solids: 97.7**

Analyte	Result	Qualifier	LOQ	LOD	DL	Unit	D	Analyzed	Dil Fac
Percent Moisture	**2.3**		0.1	0.05	0.1	%		12/16/20 07:30	1

Client Sample ID: P-S10A-121220-410 — **Lab Sample ID: 280-143774-4**
Date Collected: 12/12/20 14:15 — **Matrix: Solid**
Date Received: 12/15/20 11:40 — **Percent Solids: 97.9**

Analyte	Result	Qualifier	LOQ	LOD	DL	Unit	D	Analyzed	Dil Fac
Percent Moisture	**2.1**		0.1	0.05	0.1	%		12/16/20 07:30	1

Client Sample ID: V-S10A-121220-415 — **Lab Sample ID: 280-143774-5**
Date Collected: 12/12/20 15:15 — **Matrix: Solid**
Date Received: 12/15/20 11:40 — **Percent Solids: 96.7**

Analyte	Result	Qualifier	LOQ	LOD	DL	Unit	D	Analyzed	Dil Fac
Percent Moisture	**3.3**		0.1	0.05	0.1	%		12/16/20 07:30	1

Client Sample ID: P-S10A-121220-415 — **Lab Sample ID: 280-143774-6**
Date Collected: 12/12/20 15:15 — **Matrix: Solid**
Date Received: 12/15/20 11:40 — **Percent Solids: 96.3**

Analyte	Result	Qualifier	LOQ	LOD	DL	Unit	D	Analyzed	Dil Fac
Percent Moisture	**3.7**		0.1	0.05	0.1	%		12/16/20 07:30	1

Client Sample ID: V-S10A-121220-420 — **Lab Sample ID: 280-143774-7**
Date Collected: 12/12/20 16:05 — **Matrix: Solid**
Date Received: 12/15/20 11:40 — **Percent Solids: 95.7**

Analyte	Result	Qualifier	LOQ	LOD	DL	Unit	D	Analyzed	Dil Fac
Percent Moisture	**4.3**		0.1	0.05	0.1	%		12/16/20 07:30	1

General Chemistry

Client Sample ID: P-S10A-121220-420 — **Lab Sample ID: 280-143774-8**
Date Collected: 12/12/20 16:05 — **Matrix: Solid**
Date Received: 12/15/20 11:40 — **Percent Solids: 95.6**

Analyte	Result	Qualifier	LOQ	LOD	DL	Unit	D	Analyzed	Dil Fac
Percent Moisture	4.4		0.1	0.05	0.1	%		12/16/20 07:30	1

Client Sample ID: V-S10A-131220-433 — **Lab Sample ID: 280-143774-10**
Date Collected: 12/13/20 08:50 — **Matrix: Solid**
Date Received: 12/15/20 11:40 — **Percent Solids: 92.6**

Analyte	Result	Qualifier	LOQ	LOD	DL	Unit	D	Analyzed	Dil Fac
Percent Moisture	7.4		0.1	0.05	0.1	%		12/16/20 07:30	1

Client Sample ID: P-S10A-131220-433 — **Lab Sample ID: 280-143774-11**
Date Collected: 12/13/20 08:50 — **Matrix: Solid**
Date Received: 12/15/20 11:40 — **Percent Solids: 93.1**

Analyte	Result	Qualifier	LOQ	LOD	DL	Unit	D	Analyzed	Dil Fac
Percent Moisture	6.9		0.1	0.05	0.1	%		12/16/20 07:30	1

Client Sample ID: V-S10A-131220-440 — **Lab Sample ID: 280-143774-12**
Date Collected: 12/13/20 10:55 — **Matrix: Solid**
Date Received: 12/15/20 11:40 — **Percent Solids: 93.3**

Analyte	Result	Qualifier	LOQ	LOD	DL	Unit	D	Analyzed	Dil Fac
Percent Moisture	6.7		0.1	0.05	0.1	%		12/16/20 07:30	1

Client Sample ID: P-S10A-131220-440 — **Lab Sample ID: 280-143774-13**
Date Collected: 12/13/20 10:55 — **Matrix: Solid**
Date Received: 12/15/20 11:40 — **Percent Solids: 92.6**

Analyte	Result	Qualifier	LOQ	LOD	DL	Unit	D	Analyzed	Dil Fac
Percent Moisture	7.4		0.1	0.05	0.1	%		12/16/20 07:30	1

Client Sample ID: V-S10A-131220-450 — **Lab Sample ID: 280-143774-14**
Date Collected: 12/13/20 13:40 — **Matrix: Solid**
Date Received: 12/15/20 11:40 — **Percent Solids: 97.2**

Analyte	Result	Qualifier	LOQ	LOD	DL	Unit	D	Analyzed	Dil Fac
Percent Moisture	2.8		0.1	0.05	0.1	%		12/16/20 07:30	1

Client Sample ID: P-S10A-131220-450 — **Lab Sample ID: 280-143774-15**
Date Collected: 12/13/20 13:40 — **Matrix: Solid**
Date Received: 12/15/20 11:40 — **Percent Solids: 97.0**

Analyte	Result	Qualifier	LOQ	LOD	DL	Unit	D	Analyzed	Dil Fac
Percent Moisture	3.0		0.1	0.05	0.1	%		12/16/20 07:30	1

Client Sample ID: V-S10A-131220-460 — **Lab Sample ID: 280-143774-16**
Date Collected: 12/13/20 15:30 — **Matrix: Solid**
Date Received: 12/15/20 11:40 — **Percent Solids: 82.6**

Analyte	Result	Qualifier	LOQ	LOD	DL	Unit	D	Analyzed	Dil Fac
Percent Moisture	17.4		0.1	0.05	0.1	%		12/16/20 07:30	1

Client Sample ID: P-S10A-131220-460 — **Lab Sample ID: 280-143774-17**
Date Collected: 12/13/20 15:30 — **Matrix: Solid**
Date Received: 12/15/20 11:40 — **Percent Solids: 85.7**

Analyte	Result	Qualifier	LOQ	LOD	DL	Unit	D	Analyzed	Dil Fac
Percent Moisture	14.3		0.1	0.05	0.1	%		12/16/20 07:30	1

General Chemistry

Client Sample ID: V-S10A-141220-490 — **Lab Sample ID: 280-143774-20**
Date Collected: 12/14/20 11:50 — **Matrix: Solid**
Date Received: 12/15/20 11:40

Analyte	Result	Qualifier	LOQ	LOD	DL	Unit	D	Analyzed	Dil Fac
Percent Moisture	14.8		0.1	0.05	0.1	%		12/16/20 07:30	1

Client Sample ID: P-S10A-141220-490 — **Lab Sample ID: 280-143774-21**
Date Collected: 12/14/20 11:50 — **Matrix: Solid**
Date Received: 12/15/20 11:40 — **Percent Solids: 84.5**

Analyte	Result	Qualifier	LOQ	LOD	DL	Unit	D	Analyzed	Dil Fac
Percent Moisture	15.5		0.1	0.05	0.1	%		12/16/20 07:30	1

Client Sample ID: V-S10A-141220-510 — **Lab Sample ID: 280-143774-22**
Date Collected: 12/14/20 14:00 — **Matrix: Solid**
Date Received: 12/15/20 11:40

Analyte	Result	Qualifier	LOQ	LOD	DL	Unit	D	Analyzed	Dil Fac
Percent Moisture	13.2		0.1	0.05	0.1	%		12/16/20 07:30	1

Client Sample ID: P-S10A-141220-510 — **Lab Sample ID: 280-143774-23**
Date Collected: 12/14/20 14:00 — **Matrix: Solid**
Date Received: 12/15/20 11:40 — **Percent Solids: 86.4**

Analyte	Result	Qualifier	LOQ	LOD	DL	Unit	D	Analyzed	Dil Fac
Percent Moisture	13.6		0.1	0.05	0.1	%		12/16/20 07:30	1

Client Sample ID: V-S10A-141220-517 — **Lab Sample ID: 280-143774-24**
Date Collected: 12/14/20 16:00 — **Matrix: Solid**
Date Received: 12/15/20 11:40

Analyte	Result	Qualifier	LOQ	LOD	DL	Unit	D	Analyzed	Dil Fac
Percent Moisture	10.2		0.1	0.05	0.1	%		12/16/20 07:30	1

Client Sample ID: P-S10A-141220-517 — **Lab Sample ID: 280-143774-25**
Date Collected: 12/14/20 16:00 — **Matrix: Solid**
Date Received: 12/15/20 11:40 — **Percent Solids: 89.6**

Analyte	Result	Qualifier	LOQ	LOD	DL	Unit	D	Analyzed	Dil Fac
Percent Moisture	10.4		0.1	0.05	0.1	%		12/16/20 07:30	1

Client Sample ID: V-S10A-141225-517 — **Lab Sample ID: 280-143774-26**
Date Collected: 12/14/20 16:00 — **Matrix: Solid**
Date Received: 12/15/20 11:40

Analyte	Result	Qualifier	LOQ	LOD	DL	Unit	D	Analyzed	Dil Fac
Percent Moisture	10.9		0.1	0.05	0.1	%		12/16/20 07:30	1

Client Sample ID: P-S10A-141225-517 — **Lab Sample ID: 280-143774-27**
Date Collected: 12/14/20 16:00 — **Matrix: Solid**
Date Received: 12/15/20 11:40 — **Percent Solids: 89.6**

Analyte	Result	Qualifier	LOQ	LOD	DL	Unit	D	Analyzed	Dil Fac
Percent Moisture	10.4		0.1	0.05	0.1	%		12/16/20 07:30	1

Client Sample ID: V-S10A-141220-470 — **Lab Sample ID: 280-143774-29**
Date Collected: 12/14/20 08:40 — **Matrix: Solid**
Date Received: 12/15/20 11:40

Analyte	Result	Qualifier	LOQ	LOD	DL	Unit	D	Analyzed	Dil Fac
Percent Moisture	9.1		0.1	0.05	0.1	%		12/16/20 07:30	1

General Chemistry

Client Sample ID: P-S10A-141220-470 — **Lab Sample ID: 280-143774-30**
Date Collected: 12/14/20 08:40 — **Matrix: Solid**
Date Received: 12/15/20 11:40 — **Percent Solids: 91.9**

Analyte	Result	Qualifier	LOQ	LOD	DL	Unit	D	Analyzed	Dil Fac
Percent Moisture	8.1		0.1	0.05	0.1	%		12/16/20 07:30	1

Client Sample ID: V-S10A-141220-500 — **Lab Sample ID: 280-143774-31**
Date Collected: 12/14/20 13:40 — **Matrix: Solid**
Date Received: 12/15/20 11:40

Analyte	Result	Qualifier	LOQ	LOD	DL	Unit	D	Analyzed	Dil Fac
Percent Moisture	14.8		0.1	0.05	0.1	%		12/16/20 07:30	1

Client Sample ID: P-S10A-141220-500 — **Lab Sample ID: 280-143774-32**
Date Collected: 12/14/20 13:40 — **Matrix: Solid**
Date Received: 12/15/20 11:40 — **Percent Solids: 85.6**

Analyte	Result	Qualifier	LOQ	LOD	DL	Unit	D	Analyzed	Dil Fac
Percent Moisture	14.4		0.1	0.05	0.1	%		12/16/20 07:30	1

Client Sample ID: V-S10A-141220-480 — **Lab Sample ID: 280-143774-33**
Date Collected: 12/14/20 10:00 — **Matrix: Solid**
Date Received: 12/15/20 11:40

Analyte	Result	Qualifier	LOQ	LOD	DL	Unit	D	Analyzed	Dil Fac
Percent Moisture	13.5		0.1	0.05	0.1	%		12/16/20 07:30	1

Client Sample ID: P-S10A-141220-480 — **Lab Sample ID: 280-143774-34**
Date Collected: 12/14/20 10:00 — **Matrix: Solid**
Date Received: 12/15/20 11:40 — **Percent Solids: 86.8**

Analyte	Result	Qualifier	LOQ	LOD	DL	Unit	D	Analyzed	Dil Fac
Percent Moisture	13.2		0.1	0.05	0.1	%		12/16/20 07:30	1

Surrogate Summary

Client: EA Engineering, Science, and Technology
Project/Site: Kirtland AFB Vadose Zone Coring

Job ID: 280-143774-1

Method: 8260B - Volatile Organic Compounds (GC/MS)

Matrix: Solid **Prep Type: Total/NA**

		Percent Surrogate Recovery (Acceptance Limits)			
		TOL	DCA	BFB	DBFM
Lab Sample ID	Client Sample ID	(85-116)	(71-136)	(79-119)	(78-119)
280-143774-1	V-S10A-121220-400	98	102	100	101
280-143774-3	V-S10A-121220-410	99	101	99	100
280-143774-5	V-S10A-121220-415	149 Q	100	100	101
280-143774-7	V-S10A-121220-420	263 Q	114	115	102
280-143774-7 - DL	V-S10A-121220-420	100	108	100	104
280-143774-10	V-S10A-131220-433	111	104	99	104
280-143774-12	V-S10A-131220-440	99	105	102	103
280-143774-12 - DL	V-S10A-131220-440	96	106	99	103
280-143774-14	V-S10A-131220-450	99	107	98	104
280-143774-16	V-S10A-131220-460	101	108	110	102
280-143774-16 - DL	V-S10A-131220-460	96	104	99	103
280-143774-20	V-S10A-141220-490	111	100	102	99
280-143774-20 - DL	V-S10A-141220-490	95	99	99	99
280-143774-22	V-S10A-141220-510	98	102	101	100
280-143774-24	V-S10A-141220-517	98	103	101	102
280-143774-26	V-S10A-141225-517	98	103	100	100
280-143774-29	V-S10A-141220-470	114	101	134 Q	99
280-143774-29 - DL	V-S10A-141220-470	97	104	100	103
280-143774-31	V-S10A-141220-500	101	100	101	99
280-143774-31 MS	V-S10A-141220-500	99	102	102	101
280-143774-31 MSD	V-S10A-141220-500	98	104	100	103
280-143774-33	V-S10A-141220-480	139 Q	103	104	96
280-143774-33 - DL	V-S10A-141220-480	102	105	100	101
LCS 280-520616/3-A	Lab Control Sample	97	100	102	100
LCS 280-520861/1-A	Lab Control Sample	97	100	102	100
LCS 280-521767/1-A	Lab Control Sample	95	109	97	101
LCSD 280-520616/5-A	Lab Control Sample Dup	98	101	100	100
LCSD 280-520861/2-A	Lab Control Sample Dup	98	101	100	100
LCSD 280-521767/2-A	Lab Control Sample Dup	95	100	100	102
MB 280-520616/1-A	Method Blank	97	102	99	101
MB 280-520861/3-A	Method Blank	97	102	99	101
MB 280-521767/3-A	Method Blank	96	102	98	100
MB 280-521767/4-A	Method Blank	97	98	99	100

Surrogate Legend

TOL = Toluene-d8 (Surr)
DCA = 1,2-Dichloroethane-d4 (Surr)
BFB = 4-Bromofluorobenzene (Surr)
DBFM = Dibromofluoromethane (Surr)

Method: 8260B - Volatile Organic Compounds (GC/MS)

Matrix: Water **Prep Type: Total/NA**

		Percent Surrogate Recovery (Acceptance Limits)			
		TOL	DCA	BFB	DBFM
Lab Sample ID	Client Sample ID	(89-112)	(81-118)	(85-114)	(80-119)
280-143774-9	TB-S10A-141220-01	102	106	102	100
280-143774-18	TB-S10A-141220-02	100	103	98	100
280-143774-19	TB-S10A-141220-03	100	103	99	100
280-143774-28	TB-S10A-141220-04	101	105	101	101

Method: 8260B - Volatile Organic Compounds (GC/MS) (Continued)

Matrix: Water **Prep Type: Total/NA**

		Percent Surrogate Recovery (Acceptance Limits)			
Lab Sample ID	Client Sample ID	TOL (89-112)	DCA (81-118)	BFB (85-114)	DBFM (80-119)
LCS 280-521483/4	Lab Control Sample	100	103	100	101
LCSD 280-521483/5	Lab Control Sample Dup	99	100	100	100
MB 280-521483/8	Method Blank	100	104	102	100

Surrogate Legend

TOL = Toluene-d8 (Surr)
DCA = 1,2-Dichloroethane-d4 (Surr)
BFB = 4-Bromofluorobenzene (Surr)
DBFM = Dibromofluoromethane (Surr)

Method: 8015D GRO - Gasoline Range Organics (GRO)

Matrix: Solid **Prep Type: Total/NA**

		Percent Surrogate Recovery (Acceptance Limits)
Lab Sample ID	Client Sample ID	TFT1 (77-123)
280-143774-2	P-S10A-121220-400	87
280-143774-4	P-S10A-121220-410	93
280-143774-6	P-S10A-121220-415	166 Q
280-143774-8	P-S10A-121220-420	220 Q
280-143774-11	P-S10A-131220-433	99
280-143774-13	P-S10A-131220-440	105
280-143774-15	P-S10A-131220-450	93
280-143774-17	P-S10A-131220-460	93
280-143774-21	P-S10A-141220-490	180 Q
280-143774-23	P-S10A-141220-510	88
280-143774-25	P-S10A-141220-517	88
280-143774-27	P-S10A-141225-517	87
280-143774-30	P-S10A-141220-470	105
280-143774-32	P-S10A-141220-500	90
280-143774-32 MS	P-S10A-141220-500	89
280-143774-32 MSD	P-S10A-141220-500	88
280-143774-34	P-S10A-141220-480	292 Q
LCS 280-520604/3-A	Lab Control Sample	89
LCS 280-520864/1-A	Lab Control Sample	96
LCS 280-520915/1-A	Lab Control Sample	94
LCSD 280-520604/5-A	Lab Control Sample Dup	89
LCSD 280-520864/2-A	Lab Control Sample Dup	96
LCSD 280-520915/2-A	Lab Control Sample Dup	94
MB 280-520604/1-A	Method Blank	88
MB 280-520864/3-A	Method Blank	93
MB 280-520915/3-A	Method Blank	93

Surrogate Legend

TFT = a,a,a-Trifluorotoluene (Surr)

Surrogate Summary

Client: EA Engineering, Science, and Technology
Project/Site: Kirtland AFB Vadose Zone Coring

Job ID: 280-143774-1

Method: 8015D GRO - Gasoline Range Organics (GRO)

Matrix: Water **Prep Type: Total/NA**

		Percent Surrogate Recovery (Acceptance Limits)						
Lab Sample ID	Client Sample ID	TFT1 (82-110)						
280-143774-9	TB-S10A-141220-01	92						
280-143774-18	TB-S10A-141220-02	92						
280-143774-19	TB-S10A-141220-03	94						
280-143774-28	TB-S10A-141220-04	94						
LCS 280-521066/3	Lab Control Sample	91						
LCSD 280-521066/4	Lab Control Sample Dup	92						
MB 280-521066/5	Method Blank	90						

Surrogate Legend

TFT = a,a,a-Trifluorotoluene

Method: 8015D DRO - Diesel Range Organics (DRO) (GC)

Matrix: Solid **Prep Type: Total/NA**

		Percent Surrogate Recovery (Acceptance Limits)						
Lab Sample ID	Client Sample ID	OTPH1 (45-130)	OTCN1 (25-162)					
280-143774-2	P-S10A-121220-400	71	92					
280-143774-4	P-S10A-121220-410	68	87					
280-143774-6	P-S10A-121220-415	65	85					
280-143774-8	P-S10A-121220-420	50	64					
280-143774-11	P-S10A-131220-433	48	62					
280-143774-13	P-S10A-131220-440	54	68					
280-143774-15	P-S10A-131220-450	70	90					
280-143774-17	P-S10A-131220-460	60	76					
280-143774-21	P-S10A-141220-490	66	84					
280-143774-23	P-S10A-141220-510	62	83					
280-143774-25	P-S10A-141220-517	63	83					
280-143774-27	P-S10A-141225-517	67	87					
280-143774-30	P-S10A-141220-470	48	57					
280-143774-32	P-S10A-141220-500	65	85					
280-143774-32 MS	P-S10A-141220-500	74 M	82					
280-143774-32 MS	P-S10A-141220-500	75	103					
280-143774-32 MSD	P-S10A-141220-500	79 M	86					
280-143774-32 MSD	P-S10A-141220-500	65	100					
280-143774-34	P-S10A-141220-480	60	76					
LCS 280-521299/2-A	Lab Control Sample	80 M	85					
LCS 280-521299/3-A	Lab Control Sample	84	113					
MB 280-521299/1-A	Method Blank	67	87					

Surrogate Legend

OTPH = o-Terphenyl (Surr)
OTCN = n-Octacosane

Method: 8260B - Volatile Organic Compounds (GC/MS)

Lab Sample ID: MB 280-520616/1-A
Matrix: Solid
Analysis Batch: 520870

Client Sample ID: Method Blank
Prep Type: Total/NA
Prep Batch: 520616

Analyte	MB Result	MB Qualifier	LOQ	LOD	DL	Unit	D	Analyzed	Dil Fac
Acetone	72	U	72	72	36	ug/Kg		12/17/20 11:41	1
Benzene	0.40	U	5.0	0.40	0.15	ug/Kg		12/17/20 11:41	1
Bromobenzene	1.6	U	5.0	1.6	0.49	ug/Kg		12/17/20 11:41	1
Bromochloromethane	5.0	U	5.0	5.0	2.5	ug/Kg		12/17/20 11:41	1
Bromodichloromethane	5.0	U	5.0	5.0	2.1	ug/Kg		12/17/20 11:41	1
Bromoform	5.1	U	5.1	5.1	2.6	ug/Kg		12/17/20 11:41	1
Bromomethane	3.2	U	10	3.2	1.4	ug/Kg		12/17/20 11:41	1
2-Butanone (MEK)	13	U	20	13	3.9	ug/Kg		12/17/20 11:41	1
n-Butylbenzene	1.6	U	5.0	1.6	0.56	ug/Kg		12/17/20 11:41	1
sec-Butylbenzene	1.6	U	5.0	1.6	0.77	ug/Kg		12/17/20 11:41	1
tert-Butylbenzene	1.6	U	5.0	1.6	0.50	ug/Kg		12/17/20 11:41	1
Carbon disulfide	5.0	U	5.0	5.0	1.7	ug/Kg		12/17/20 11:41	1
Carbon tetrachloride	5.0	U	5.0	5.0	2.0	ug/Kg		12/17/20 11:41	1
Chlorobenzene	5.0	U	5.0	5.0	2.1	ug/Kg		12/17/20 11:41	1
Chloroethane	6.4	U	10	6.4	2.0	ug/Kg		12/17/20 11:41	1
Chloroform	0.80	U	10	0.80	0.29	ug/Kg		12/17/20 11:41	1
Chloromethane	1.6	U	10	1.6	0.77	ug/Kg		12/17/20 11:41	1
4-Chlorotoluene	0.80	U	5.0	0.80	0.36	ug/Kg		12/17/20 11:41	1
Dibromochloromethane	5.0	U	5.0	5.0	2.3	ug/Kg		12/17/20 11:41	1
1,2-Dibromo-3-Chloropropane	10	U	10	10	3.7	ug/Kg		12/17/20 11:41	1
Dichlorodifluoromethane	6.4	U	10	6.4	2.7	ug/Kg		12/17/20 11:41	1
Dibromomethane	0.80	U	5.0	0.80	0.32	ug/Kg		12/17/20 11:41	1
Ethylene Dibromide	1.6	U	5.0	1.6	0.52	ug/Kg		12/17/20 11:41	1
1,2-Dichlorobenzene	5.0	U M	5.0	5.0	1.9	ug/Kg		12/17/20 11:41	1
1,3-Dichlorobenzene	1.6	U	5.0	1.6	0.48	ug/Kg		12/17/20 11:41	1
1,4-Dichlorobenzene	0.80	U M	5.0	0.80	0.25	ug/Kg		12/17/20 11:41	1
1,1-Dichloroethane	0.80	U	5.0	0.80	0.21	ug/Kg		12/17/20 11:41	1
1,2-Dichloroethane	1.6	U	5.0	1.6	0.70	ug/Kg		12/17/20 11:41	1
1,1-Dichloroethene	1.6	U	5.0	1.6	0.59	ug/Kg		12/17/20 11:41	1
1,2-Dichloroethene, Total	1.6	U	5.0	1.6	0.39	ug/Kg		12/17/20 11:41	1
cis-1,2-Dichloroethene	0.80	U	5.0	0.80	0.20	ug/Kg		12/17/20 11:41	1
trans-1,2-Dichloroethene	0.80	U	5.0	0.80	0.39	ug/Kg		12/17/20 11:41	1
1,2-Dichloropropane	1.6	U	5.0	1.6	0.55	ug/Kg		12/17/20 11:41	1
1,3-Dichloropropane	0.40	U	5.0	0.40	0.17	ug/Kg		12/17/20 11:41	1
2,2-Dichloropropane	1.6	U	5.0	1.6	0.44	ug/Kg		12/17/20 11:41	1
1,1-Dichloropropene	0.40	U	5.0	0.40	0.16	ug/Kg		12/17/20 11:41	1
cis-1,3-Dichloropropene	0.40	U	5.0	0.40	0.10	ug/Kg		12/17/20 11:41	1
trans-1,3-Dichloropropene	0.20	U	5.0	0.20	0.083	ug/Kg		12/17/20 11:41	1
Ethylbenzene	0.80	U	5.0	0.80	0.31	ug/Kg		12/17/20 11:41	1
2-Hexanone	13	U	20	13	4.9	ug/Kg		12/17/20 11:41	1
Hexachlorobutadiene	5.0	U	5.0	5.0	2.2	ug/Kg		12/17/20 11:41	1
Isopropylbenzene	5.0	U	5.0	5.0	2.4	ug/Kg		12/17/20 11:41	1
4-Isopropyltoluene	3.2	U	5.0	3.2	1.1	ug/Kg		12/17/20 11:41	1
Methylene Chloride	3.2	U M	5.0	3.2	1.6	ug/Kg		12/17/20 11:41	1
4-Methyl-2-pentanone (MIBK)	13	U	20	13	4.4	ug/Kg		12/17/20 11:41	1
Methyl tert-butyl ether	6.4	U	20	6.4	2.1	ug/Kg		12/17/20 11:41	1
Naphthalene	6.7	U	6.7	6.7	3.3	ug/Kg		12/17/20 11:41	1
N-Propylbenzene	1.6	U	5.0	1.6	0.58	ug/Kg		12/17/20 11:41	1

Method: 8260B - Volatile Organic Compounds (GC/MS) (Continued)

Lab Sample ID: MB 280-520616/1-A
Matrix: Solid
Analysis Batch: 520870

Client Sample ID: Method Blank
Prep Type: Total/NA
Prep Batch: 520616

Analyte	MB Result	MB Qualifier	LOQ	LOD	DL	Unit	D	Analyzed	Dil Fac
Styrene	0.80	U	5.0	0.80	0.28	ug/Kg		12/17/20 11:41	1
1,1,1,2-Tetrachloroethane	5.0	U	5.0	5.0	2.2	ug/Kg		12/17/20 11:41	1
1,1,2,2-Tetrachloroethane	0.80	U	5.0	0.80	0.29	ug/Kg		12/17/20 11:41	1
Tetrachloroethene	5.0	U	5.0	5.0	1.9	ug/Kg		12/17/20 11:41	1
Toluene	0.80	U	5.0	0.80	0.23	ug/Kg		12/17/20 11:41	1
1,2,3-Trichlorobenzene	3.2	U	5.0	3.2	0.81	ug/Kg		12/17/20 11:41	1
1,1,1-Trichloroethane	5.0	U	5.0	5.0	2.0	ug/Kg		12/17/20 11:41	1
1,1,2-Trichloroethane	3.2	U	5.0	3.2	0.88	ug/Kg		12/17/20 11:41	1
Trichloroethene	5.0	U	5.0	5.0	1.9	ug/Kg		12/17/20 11:41	1
Trichlorofluoromethane	10	U	10	10	3.2	ug/Kg		12/17/20 11:41	1
1,2,4-Trichlorobenzene	1.6	U	5.0	1.6	0.73	ug/Kg		12/17/20 11:41	1
1,2,3-Trichloropropane	0.80	U	5.0	0.80	0.22	ug/Kg		12/17/20 11:41	1
1,2,4-Trimethylbenzene	5.0	U	5.0	5.0	2.3	ug/Kg		12/17/20 11:41	1
1,3,5-Trimethylbenzene	5.0	U	5.0	5.0	2.4	ug/Kg		12/17/20 11:41	1
Vinyl chloride	3.2	U	5.0	3.2	1.3	ug/Kg		12/17/20 11:41	1
o-Xylene	0.80	U	5.0	0.80	0.27	ug/Kg		12/17/20 11:41	1
m-Xylene & p-Xylene	3.2	U	3.2	3.2	1.0	ug/Kg		12/17/20 11:41	1
2-Chlorotoluene	1.6	U	5.0	1.6	0.51	ug/Kg		12/17/20 11:41	1

Surrogate	*MB %Recovery*	*MB Qualifier*	*Limits*	*Prepared*	*Analyzed*	*Dil Fac*
Toluene-d8 (Surr)	*97*		*85 - 116*	*12/16/20 04:27*	*12/17/20 11:41*	*1*
1,2-Dichloroethane-d4 (Surr)	*102*		*71 - 136*	*12/16/20 04:27*	*12/17/20 11:41*	*1*
4-Bromofluorobenzene (Surr)	*99*		*79 - 119*	*12/16/20 04:27*	*12/17/20 11:41*	*1*
Dibromofluoromethane (Surr)	*101*		*78 - 119*	*12/16/20 04:27*	*12/17/20 11:41*	*1*

Lab Sample ID: LCS 280-520616/3-A
Matrix: Solid
Analysis Batch: 520870

Client Sample ID: Lab Control Sample
Prep Type: Total/NA
Prep Batch: 520616

Analyte	Spike Added	LCS Result	LCS Qualifier	Unit	D	%Rec	%Rec. Limits
Acetone	200	264		ug/Kg		132	36 - 164
Benzene	50.0	49.1		ug/Kg		98	77 - 121
Bromobenzene	50.0	51.4		ug/Kg		103	78 - 121
Bromochloromethane	50.0	51.5		ug/Kg		103	78 - 125
Bromodichloromethane	50.0	50.2		ug/Kg		100	75 - 127
Bromoform	50.0	50.3		ug/Kg		101	67 - 132
Bromomethane	50.0	46.3		ug/Kg		93	53 - 143
2-Butanone (MEK)	200	198		ug/Kg		99	51 - 148
n-Butylbenzene	50.0	51.5		ug/Kg		103	70 - 128
sec-Butylbenzene	50.0	51.1		ug/Kg		102	73 - 126
tert-Butylbenzene	50.0	50.9		ug/Kg		102	73 - 125
Carbon disulfide	50.0	48.9		ug/Kg		98	63 - 132
Carbon tetrachloride	50.0	49.6		ug/Kg		99	70 - 135
Chlorobenzene	50.0	49.4		ug/Kg		99	79 - 120
Chloroethane	50.0	47.4		ug/Kg		95	59 - 139
Chloroform	50.0	47.8		ug/Kg		96	78 - 123
Chloromethane	50.0	33.2		ug/Kg		66	50 - 136
4-Chlorotoluene	50.0	49.9		ug/Kg		100	72 - 124

Method: 8260B - Volatile Organic Compounds (GC/MS) (Continued)

Lab Sample ID: LCS 280-520616/3-A
Matrix: Solid
Analysis Batch: 520870

Client Sample ID: Lab Control Sample
Prep Type: Total/NA
Prep Batch: 520616

Analyte	Spike Added	LCS Result	LCS Qualifier	Unit	D	%Rec	%Rec. Limits
Dibromochloromethane	50.0	47.8		ug/Kg		96	74 - 126
1,2-Dibromo-3-Chloropropane	50.0	47.6		ug/Kg		95	61 - 132
Dichlorodifluoromethane	50.0	25.9		ug/Kg		52	29 - 149
Dibromomethane	50.0	50.7		ug/Kg		101	78 - 125
Ethylene Dibromide	50.0	49.0		ug/Kg		98	78 - 122
1,2-Dichlorobenzene	50.0	49.8		ug/Kg		100	78 - 121
1,3-Dichlorobenzene	50.0	50.3		ug/Kg		101	77 - 121
1,4-Dichlorobenzene	50.0	49.4		ug/Kg		99	75 - 120
1,1-Dichloroethane	50.0	49.8		ug/Kg		100	76 - 125
1,2-Dichloroethane	50.0	47.8		ug/Kg		96	73 - 128
1,1-Dichloroethene	50.0	51.1		ug/Kg		102	70 - 131
cis-1,2-Dichloroethene	50.0	51.9		ug/Kg		104	77 - 123
trans-1,2-Dichloroethene	50.0	51.5		ug/Kg		103	74 - 125
1,2-Dichloropropane	50.0	46.1		ug/Kg		92	76 - 123
1,3-Dichloropropane	50.0	49.6		ug/Kg		99	77 - 121
2,2-Dichloropropane	50.0	52.4		ug/Kg		105	67 - 133
1,1-Dichloropropene	50.0	49.7		ug/Kg		99	76 - 125
cis-1,3-Dichloropropene	50.0	50.8		ug/Kg		102	74 - 126
trans-1,3-Dichloropropene	50.0	51.2		ug/Kg		102	71 - 130
Ethylbenzene	50.0	50.4		ug/Kg		101	76 - 122
2-Hexanone	200	205		ug/Kg		102	53 - 145
Hexachlorobutadiene	50.0	52.0		ug/Kg		104	61 - 135
Isopropylbenzene	50.0	50.1		ug/Kg		100	68 - 134
4-Isopropyltoluene	50.0	50.9		ug/Kg		102	73 - 127
Methylene Chloride	50.0	48.6		ug/Kg		97	70 - 128
4-Methyl-2-pentanone (MIBK)	200	220		ug/Kg		110	65 - 135
Methyl tert-butyl ether	50.0	50.6		ug/Kg		101	73 - 125
Naphthalene	50.0	53.5		ug/Kg		107	62 - 129
N-Propylbenzene	50.0	52.9		ug/Kg		106	73 - 125
Styrene	50.0	51.3		ug/Kg		103	76 - 124
1,1,1,2-Tetrachloroethane	50.0	51.3		ug/Kg		103	78 - 125
1,1,2,2-Tetrachloroethane	50.0	48.5		ug/Kg		97	70 - 124
Tetrachloroethene	50.0	48.8		ug/Kg		98	73 - 128
Toluene	50.0	49.4		ug/Kg		99	77 - 121
1,2,3-Trichlorobenzene	50.0	52.5		ug/Kg		105	66 - 130
1,1,1-Trichloroethane	50.0	50.5		ug/Kg		101	73 - 130
1,1,2-Trichloroethane	50.0	51.1		ug/Kg		102	78 - 121
Trichloroethene	50.0	48.1		ug/Kg		96	77 - 123
Trichlorofluoromethane	50.0	39.8		ug/Kg		80	62 - 140
1,2,4-Trichlorobenzene	50.0	51.8		ug/Kg		104	67 - 129
1,2,3-Trichloropropane	50.0	50.4		ug/Kg		101	73 - 125
1,2,4-Trimethylbenzene	50.0	52.0		ug/Kg		104	75 - 123
1,3,5-Trimethylbenzene	50.0	50.9		ug/Kg		102	73 - 124
Vinyl chloride	50.0	43.3		ug/Kg		87	56 - 135
o-Xylene	50.0	49.0		ug/Kg		98	77 - 123
m-Xylene & p-Xylene	50.0	49.2		ug/Kg		98	77 - 124
2-Chlorotoluene	50.0	49.6		ug/Kg		99	75 - 122

Method: 8260B - Volatile Organic Compounds (GC/MS) (Continued)

Lab Sample ID: LCS 280-520616/3-A
Matrix: Solid
Analysis Batch: 520870

Client Sample ID: Lab Control Sample
Prep Type: Total/NA
Prep Batch: 520616

Surrogate	*LCS %Recovery*	*LCS Qualifier*	*Limits*
Toluene-d8 (Surr)	*97*		*85 - 116*
1,2-Dichloroethane-d4 (Surr)	*100*		*71 - 136*
4-Bromofluorobenzene (Surr)	*102*		*79 - 119*
Dibromofluoromethane (Surr)	*100*		*78 - 119*

Lab Sample ID: LCSD 280-520616/5-A
Matrix: Solid
Analysis Batch: 520870

Client Sample ID: Lab Control Sample Dup
Prep Type: Total/NA
Prep Batch: 520616

Analyte	Spike Added	LCSD Result	LCSD Qualifier	Unit	D	%Rec	%Rec. Limits	RPD	RPD Limit
Acetone	200	269		ug/Kg		135	36 - 164	2	20
Benzene	50.0	50.6		ug/Kg		101	77 - 121	3	20
Bromobenzene	50.0	50.9		ug/Kg		102	78 - 121	1	20
Bromochloromethane	50.0	52.8		ug/Kg		106	78 - 125	3	20
Bromodichloromethane	50.0	51.9		ug/Kg		104	75 - 127	3	20
Bromoform	50.0	52.2		ug/Kg		104	67 - 132	4	20
Bromomethane	50.0	48.7		ug/Kg		97	53 - 143	5	20
2-Butanone (MEK)	200	208		ug/Kg		104	51 - 148	5	20
n-Butylbenzene	50.0	51.1		ug/Kg		102	70 - 128	1	20
sec-Butylbenzene	50.0	51.3		ug/Kg		103	73 - 126	0	20
tert-Butylbenzene	50.0	51.0		ug/Kg		102	73 - 125	0	20
Carbon disulfide	50.0	50.3		ug/Kg		101	63 - 132	3	20
Carbon tetrachloride	50.0	51.1		ug/Kg		102	70 - 135	3	20
Chlorobenzene	50.0	51.1		ug/Kg		102	79 - 120	3	20
Chloroethane	50.0	49.7		ug/Kg		99	59 - 139	5	20
Chloroform	50.0	50.0		ug/Kg		100	78 - 123	5	20
Chloromethane	50.0	35.1		ug/Kg		70	50 - 136	5	20
4-Chlorotoluene	50.0	50.5		ug/Kg		101	72 - 124	1	20
Dibromochloromethane	50.0	50.8		ug/Kg		102	74 - 126	6	20
1,2-Dibromo-3-Chloropropane	50.0	47.5		ug/Kg		95	61 - 132	0	20
Dichlorodifluoromethane	50.0	26.9		ug/Kg		54	29 - 149	4	20
Dibromomethane	50.0	53.0		ug/Kg		106	78 - 125	5	20
Ethylene Dibromide	50.0	51.4		ug/Kg		103	78 - 122	5	20
1,2-Dichlorobenzene	50.0	50.0		ug/Kg		100	78 - 121	0	20
1,3-Dichlorobenzene	50.0	51.2		ug/Kg		102	77 - 121	2	20
1,4-Dichlorobenzene	50.0	48.5		ug/Kg		97	75 - 120	2	20
1,1-Dichloroethane	50.0	51.5		ug/Kg		103	76 - 125	3	20
1,2-Dichloroethane	50.0	49.5		ug/Kg		99	73 - 128	3	20
1,1-Dichloroethene	50.0	52.6		ug/Kg		105	70 - 131	3	20
cis-1,2-Dichloroethene	50.0	53.7		ug/Kg		107	77 - 123	3	20
trans-1,2-Dichloroethene	50.0	52.4		ug/Kg		105	74 - 125	2	20
1,2-Dichloropropane	50.0	48.1		ug/Kg		96	76 - 123	4	20
1,3-Dichloropropane	50.0	52.5		ug/Kg		105	77 - 121	6	20
2,2-Dichloropropane	50.0	53.5		ug/Kg		107	67 - 133	2	20
1,1-Dichloropropene	50.0	50.9		ug/Kg		102	76 - 125	2	20
cis-1,3-Dichloropropene	50.0	53.0		ug/Kg		106	74 - 126	4	20
trans-1,3-Dichloropropene	50.0	51.7		ug/Kg		103	71 - 130	1	20
Ethylbenzene	50.0	52.2		ug/Kg		104	76 - 122	4	20

Method: 8260B - Volatile Organic Compounds (GC/MS) (Continued)

Lab Sample ID: LCSD 280-520616/5-A
Matrix: Solid
Analysis Batch: 520870

Client Sample ID: Lab Control Sample Dup
Prep Type: Total/NA
Prep Batch: 520616

Analyte	Spike Added	LCSD Result	LCSD Qualifier	Unit	D	%Rec	%Rec. Limits	RPD	RPD Limit
2-Hexanone	200	214		ug/Kg		107	53 - 145	5	20
Hexachlorobutadiene	50.0	51.1		ug/Kg		102	61 - 135	2	20
Isopropylbenzene	50.0	50.1		ug/Kg		100	68 - 134	0	20
4-Isopropyltoluene	50.0	50.5		ug/Kg		101	73 - 127	1	20
Methylene Chloride	50.0	49.7		ug/Kg		99	70 - 128	2	20
4-Methyl-2-pentanone (MIBK)	200	230		ug/Kg		115	65 - 135	4	20
Methyl tert-butyl ether	50.0	52.6		ug/Kg		105	73 - 125	4	20
Naphthalene	50.0	53.6		ug/Kg		107	62 - 129	0	20
N-Propylbenzene	50.0	52.1		ug/Kg		104	73 - 125	2	20
Styrene	50.0	53.0		ug/Kg		106	76 - 124	3	20
1,1,1,2-Tetrachloroethane	50.0	53.6		ug/Kg		107	78 - 125	5	20
1,1,2,2-Tetrachloroethane	50.0	49.4		ug/Kg		99	70 - 124	2	20
Tetrachloroethene	50.0	51.5		ug/Kg		103	73 - 128	5	20
Toluene	50.0	50.6		ug/Kg		101	77 - 121	3	20
1,2,3-Trichlorobenzene	50.0	52.6		ug/Kg		105	66 - 130	0	20
1,1,1-Trichloroethane	50.0	52.8		ug/Kg		106	73 - 130	4	20
1,1,2-Trichloroethane	50.0	53.5		ug/Kg		107	78 - 121	5	20
Trichloroethene	50.0	49.3		ug/Kg		99	77 - 123	2	20
Trichlorofluoromethane	50.0	43.6		ug/Kg		87	62 - 140	9	20
1,2,4-Trichlorobenzene	50.0	51.2		ug/Kg		102	67 - 129	1	20
1,2,3-Trichloropropane	50.0	52.3		ug/Kg		105	73 - 125	4	20
1,2,4-Trimethylbenzene	50.0	51.4		ug/Kg		103	75 - 123	1	20
1,3,5-Trimethylbenzene	50.0	51.0		ug/Kg		102	73 - 124	0	20
Vinyl chloride	50.0	45.6		ug/Kg		91	56 - 135	5	20
o-Xylene	50.0	50.8		ug/Kg		102	77 - 123	4	20
m-Xylene & p-Xylene	50.0	50.6		ug/Kg		101	77 - 124	3	20
2-Chlorotoluene	50.0	50.0		ug/Kg		100	75 - 122	1	20

Surrogate	*LCSD %Recovery*	*LCSD Qualifier*	*Limits*
Toluene-d8 (Surr)	*98*		*85 - 116*
1,2-Dichloroethane-d4 (Surr)	*101*		*71 - 136*
4-Bromofluorobenzene (Surr)	*100*		*79 - 119*
Dibromofluoromethane (Surr)	*100*		*78 - 119*

Lab Sample ID: 280-143774-31 MS
Matrix: Solid
Analysis Batch: 520870

Client Sample ID: V-S10A-141220-500
Prep Type: Total/NA
Prep Batch: 520616

Analyte	Sample Result	Sample Qualifier	Spike Added	MS Result	MS Qualifier	Unit	D	%Rec	%Rec. Limits
Acetone	67	U	186	203		ug/Kg		109	36 - 164
Benzene	0.37	U M	46.6	44.0		ug/Kg		94	77 - 121
Bromobenzene	1.5	U	46.6	45.2		ug/Kg		97	78 - 121
Bromochloromethane	4.6	U	46.6	44.7		ug/Kg		96	78 - 125
Bromodichloromethane	4.6	U	46.6	44.7		ug/Kg		96	75 - 127
Bromoform	4.7	U	46.6	42.0		ug/Kg		90	67 - 132
Bromomethane	3.0	U	46.6	48.0		ug/Kg		103	53 - 143
2-Butanone (MEK)	12	U	186	159		ug/Kg		85	51 - 148
n-Butylbenzene	1.5	U M	46.6	44.7		ug/Kg		96	70 - 128

Method: 8260B - Volatile Organic Compounds (GC/MS) (Continued)

Lab Sample ID: 280-143774-31 MS **Client Sample ID: V-S10A-141220-500**
Matrix: Solid **Prep Type: Total/NA**
Analysis Batch: 520870 **Prep Batch: 520616**

Analyte	Sample Result	Sample Qualifier	Spike Added	MS Result	MS Qualifier	Unit	D	%Rec	%Rec. Limits
sec-Butylbenzene	1.5	U	46.6	45.8		ug/Kg		98	73 - 126
tert-Butylbenzene	1.5	U	46.6	44.8		ug/Kg		96	73 - 125
Carbon disulfide	4.6	U	46.6	45.4		ug/Kg		98	63 - 132
Carbon tetrachloride	4.6	U	46.6	44.5		ug/Kg		96	70 - 135
Chlorobenzene	4.6	U	46.6	43.5		ug/Kg		93	79 - 120
Chloroethane	5.9	U	46.6	50.5		ug/Kg		109	59 - 139
Chloroform	0.74	U	46.6	43.0		ug/Kg		92	78 - 123
Chloromethane	1.5	U	46.6	34.4		ug/Kg		74	50 - 136
4-Chlorotoluene	0.74	U	46.6	44.1		ug/Kg		95	72 - 124
Dibromochloromethane	4.6	U	46.6	42.5		ug/Kg		91	74 - 126
1,2-Dibromo-3-Chloropropane	9.3	U	46.6	36.6		ug/Kg		79	61 - 132
Dichlorodifluoromethane	5.9	U	46.6	25.9		ug/Kg		56	29 - 149
Dibromomethane	0.74	U	46.6	44.5		ug/Kg		96	78 - 125
Ethylene Dibromide	1.5	U	46.6	42.9		ug/Kg		92	78 - 122
1,2-Dichlorobenzene	4.6	U	46.6	43.1		ug/Kg		93	78 - 121
1,3-Dichlorobenzene	1.5	U	46.6	44.3		ug/Kg		95	77 - 121
1,4-Dichlorobenzene	0.74	U	46.6	43.2		ug/Kg		93	75 - 120
1,1-Dichloroethane	0.74	U	46.6	45.2		ug/Kg		97	76 - 125
1,2-Dichloroethane	1.5	U	46.6	42.2		ug/Kg		91	73 - 128
1,1-Dichloroethene	1.5	U	46.6	46.5		ug/Kg		100	70 - 131
cis-1,2-Dichloroethene	0.74	U	46.6	46.9		ug/Kg		101	77 - 123
trans-1,2-Dichloroethene	0.74	U	46.6	46.9		ug/Kg		101	74 - 125
1,2-Dichloropropane	1.5	U M	46.6	41.5		ug/Kg		89	76 - 123
1,3-Dichloropropane	0.37	U	46.6	44.1		ug/Kg		95	77 - 121
2,2-Dichloropropane	1.5	U	46.6	48.7		ug/Kg		105	67 - 133
1,1-Dichloropropene	0.37	U	46.6	44.5		ug/Kg		96	76 - 125
cis-1,3-Dichloropropene	0.37	U	46.6	45.4		ug/Kg		97	74 - 126
trans-1,3-Dichloropropene	0.19	U	46.6	44.0		ug/Kg		94	71 - 130
Ethylbenzene	0.74	U	46.6	45.2		ug/Kg		97	76 - 122
2-Hexanone	12	U M	186	167		ug/Kg		90	53 - 145
Hexachlorobutadiene	4.6	U	46.6	45.8		ug/Kg		98	61 - 135
Isopropylbenzene	4.6	U	46.6	44.0		ug/Kg		94	68 - 134
4-Isopropyltoluene	3.0	U	46.6	44.2		ug/Kg		95	73 - 127
Methylene Chloride	3.0	U M	46.6	44.0		ug/Kg		95	70 - 128
4-Methyl-2-pentanone (MIBK)	12	U	186	179		ug/Kg		96	65 - 135
Methyl tert-butyl ether	5.9	U	46.6	44.9		ug/Kg		97	73 - 125
Naphthalene	6.2	U	46.6	42.1		ug/Kg		90	62 - 129
N-Propylbenzene	1.5	U	46.6	46.8		ug/Kg		100	73 - 125
Styrene	0.74	U	46.6	45.5		ug/Kg		98	76 - 124
1,1,1,2-Tetrachloroethane	4.6	U	46.6	45.4		ug/Kg		97	78 - 125
1,1,2,2-Tetrachloroethane	0.74	U	46.6	41.4		ug/Kg		89	70 - 124
Tetrachloroethene	4.6	U	46.6	45.0		ug/Kg		97	73 - 128
Toluene	1.0	J	46.6	45.1		ug/Kg		95	77 - 121
1,2,3-Trichlorobenzene	3.0	U	46.6	44.4		ug/Kg		95	66 - 130
1,1,1-Trichloroethane	4.6	U	46.6	46.0		ug/Kg		99	73 - 130
1,1,2-Trichloroethane	3.0	U	46.6	45.2		ug/Kg		97	78 - 121
Trichloroethene	4.6	U	46.6	43.2		ug/Kg		93	77 - 123
Trichlorofluoromethane	9.3	U	46.6	45.6		ug/Kg		98	62 - 140
1,2,4-Trichlorobenzene	1.5	U	46.6	43.9		ug/Kg		94	67 - 129

Method: 8260B - Volatile Organic Compounds (GC/MS) (Continued)

Lab Sample ID: 280-143774-31 MS — **Client Sample ID: V-S10A-141220-500**
Matrix: Solid — **Prep Type: Total/NA**
Analysis Batch: 520870 — **Prep Batch: 520616**

Analyte	Sample Result	Sample Qualifier	Spike Added	MS Result	MS Qualifier	Unit	D	%Rec	%Rec. Limits
1,2,3-Trichloropropane	0.74	U	46.6	43.5		ug/Kg		93	73 - 125
1,2,4-Trimethylbenzene	4.6	U	46.6	44.8		ug/Kg		96	75 - 123
1,3,5-Trimethylbenzene	4.6	U M	46.6	44.7		ug/Kg		96	73 - 124
Vinyl chloride	3.0	U	46.6	45.1		ug/Kg		97	56 - 135
o-Xylene	0.43	J	46.6	43.7		ug/Kg		93	77 - 123
m-Xylene & p-Xylene	3.0	U	46.6	43.2		ug/Kg		93	77 - 124
2-Chlorotoluene	1.5	U	46.6	43.2		ug/Kg		93	75 - 122

Surrogate	*MS %Recovery*	*MS Qualifier*	*Limits*
Toluene-d8 (Surr)	*99*		*85 - 116*
1,2-Dichloroethane-d4 (Surr)	*102*		*71 - 136*
4-Bromofluorobenzene (Surr)	*102*		*79 - 119*
Dibromofluoromethane (Surr)	*101*		*78 - 119*

Lab Sample ID: 280-143774-31 MSD — **Client Sample ID: V-S10A-141220-500**
Matrix: Solid — **Prep Type: Total/NA**
Analysis Batch: 520870 — **Prep Batch: 520616**

Analyte	Sample Result	Sample Qualifier	Spike Added	MSD Result	MSD Qualifier	Unit	D	%Rec	%Rec. Limits	RPD	RPD Limit
Acetone	67	U	180	225		ug/Kg		125	36 - 164	11	20
Benzene	0.37	U M	44.9	46.4		ug/Kg		103	77 - 121	6	20
Bromobenzene	1.5	U	44.9	46.8		ug/Kg		104	78 - 121	3	20
Bromochloromethane	4.6	U	44.9	47.8		ug/Kg		106	78 - 125	7	20
Bromodichloromethane	4.6	U	44.9	47.7		ug/Kg		106	75 - 127	6	20
Bromoform	4.7	U	44.9	44.7		ug/Kg		99	67 - 132	6	20
Bromomethane	3.0	U	44.9	49.8		ug/Kg		111	53 - 143	4	20
2-Butanone (MEK)	12	U	180	184		ug/Kg		102	51 - 148	14	20
n-Butylbenzene	1.5	U M	44.9	45.9		ug/Kg		102	70 - 128	3	20
sec-Butylbenzene	1.5	U	44.9	46.2		ug/Kg		103	73 - 126	1	20
tert-Butylbenzene	1.5	U	44.9	45.3		ug/Kg		101	73 - 125	1	20
Carbon disulfide	4.6	U	44.9	46.6		ug/Kg		104	63 - 132	3	20
Carbon tetrachloride	4.6	U	44.9	46.7		ug/Kg		104	70 - 135	5	20
Chlorobenzene	4.6	U	44.9	45.1		ug/Kg		100	79 - 120	4	20
Chloroethane	5.9	U	44.9	51.7		ug/Kg		115	59 - 139	2	20
Chloroform	0.74	U	44.9	45.2		ug/Kg		101	78 - 123	5	20
Chloromethane	1.5	U	44.9	35.3		ug/Kg		79	50 - 136	3	20
4-Chlorotoluene	0.74	U	44.9	45.8		ug/Kg		102	72 - 124	4	20
Dibromochloromethane	4.6	U	44.9	44.0		ug/Kg		98	74 - 126	4	20
1,2-Dibromo-3-Chloropropane	9.3	U	44.9	40.3		ug/Kg		90	61 - 132	10	20
Dichlorodifluoromethane	5.9	U	44.9	25.5		ug/Kg		57	29 - 149	2	20
Dibromomethane	0.74	U	44.9	47.6		ug/Kg		106	78 - 125	7	20
Ethylene Dibromide	1.5	U	44.9	45.3		ug/Kg		101	78 - 122	5	20
1,2-Dichlorobenzene	4.6	U	44.9	44.8		ug/Kg		100	78 - 121	4	20
1,3-Dichlorobenzene	1.5	U	44.9	45.6		ug/Kg		101	77 - 121	3	20
1,4-Dichlorobenzene	0.74	U	44.9	44.5		ug/Kg		99	75 - 120	3	20
1,1-Dichloroethane	0.74	U	44.9	46.9		ug/Kg		104	76 - 125	4	20
1,2-Dichloroethane	1.5	U	44.9	44.1		ug/Kg		98	73 - 128	4	20
1,1-Dichloroethene	1.5	U	44.9	49.0		ug/Kg		109	70 - 131	5	20

Method: 8260B - Volatile Organic Compounds (GC/MS) (Continued)

Lab Sample ID: 280-143774-31 MSD — **Client Sample ID: V-S10A-141220-500**
Matrix: Solid — **Prep Type: Total/NA**
Analysis Batch: 520870 — **Prep Batch: 520616**

Analyte	Sample Result	Sample Qualifier	Spike Added	MSD Result	MSD Qualifier	Unit	D	%Rec	%Rec. Limits	RPD	RPD Limit
cis-1,2-Dichloroethene	0.74	U	44.9	48.2		ug/Kg		107	77 - 123	3	20
trans-1,2-Dichloroethene	0.74	U	44.9	48.9		ug/Kg		109	74 - 125	4	20
1,2-Dichloropropane	1.5	U M	44.9	43.4		ug/Kg		97	76 - 123	5	20
1,3-Dichloropropane	0.37	U	44.9	45.9		ug/Kg		102	77 - 121	4	20
2,2-Dichloropropane	1.5	U	44.9	49.1		ug/Kg		109	67 - 133	1	20
1,1-Dichloropropene	0.37	U	44.9	47.0		ug/Kg		105	76 - 125	5	20
cis-1,3-Dichloropropene	0.37	U	44.9	46.5		ug/Kg		104	74 - 126	2	20
trans-1,3-Dichloropropene	0.19	U	44.9	47.0		ug/Kg		105	71 - 130	7	20
Ethylbenzene	0.74	U	44.9	47.3		ug/Kg		105	76 - 122	5	20
2-Hexanone	12	U M	180	192		ug/Kg		107	53 - 145	14	20
Hexachlorobutadiene	4.6	U	44.9	43.0		ug/Kg		96	61 - 135	6	20
Isopropylbenzene	4.6	U	44.9	45.2		ug/Kg		101	68 - 134	3	20
4-Isopropyltoluene	3.0	U	44.9	45.7		ug/Kg		102	73 - 127	3	20
Methylene Chloride	3.0	U M	44.9	46.0		ug/Kg		102	70 - 128	4	20
4-Methyl-2-pentanone (MIBK)	12	U	180	202		ug/Kg		112	65 - 135	12	20
Methyl tert-butyl ether	5.9	U	44.9	47.6		ug/Kg		106	73 - 125	6	20
Naphthalene	6.2	U	44.9	47.2		ug/Kg		105	62 - 129	11	20
N-Propylbenzene	1.5	U	44.9	47.4		ug/Kg		105	73 - 125	1	20
Styrene	0.74	U	44.9	47.2		ug/Kg		105	76 - 124	4	20
1,1,1,2-Tetrachloroethane	4.6	U	44.9	47.4		ug/Kg		106	78 - 125	4	20
1,1,2,2-Tetrachloroethane	0.74	U	44.9	42.9		ug/Kg		96	70 - 124	4	20
Tetrachloroethene	4.6	U	44.9	46.6		ug/Kg		104	73 - 128	3	20
Toluene	1.0	J	44.9	49.4		ug/Kg		108	77 - 121	9	20
1,2,3-Trichlorobenzene	3.0	U	44.9	47.0		ug/Kg		105	66 - 130	6	20
1,1,1-Trichloroethane	4.6	U	44.9	48.2		ug/Kg		107	73 - 130	5	20
1,1,2-Trichloroethane	3.0	U	44.9	48.8		ug/Kg		109	78 - 121	8	20
Trichloroethene	4.6	U	44.9	45.0		ug/Kg		100	77 - 123	4	20
Trichlorofluoromethane	9.3	U	44.9	44.1		ug/Kg		98	62 - 140	3	20
1,2,4-Trichlorobenzene	1.5	U	44.9	46.7		ug/Kg		104	67 - 129	6	20
1,2,3-Trichloropropane	0.74	U	44.9	46.8		ug/Kg		104	73 - 125	7	20
1,2,4-Trimethylbenzene	4.6	U	44.9	46.7		ug/Kg		104	75 - 123	4	20
1,3,5-Trimethylbenzene	4.6	U M	44.9	46.2		ug/Kg		103	73 - 124	3	20
Vinyl chloride	3.0	U	44.9	46.1		ug/Kg		103	56 - 135	2	20
o-Xylene	0.43	J	44.9	46.3		ug/Kg		102	77 - 123	6	20
m-Xylene & p-Xylene	3.0	U	44.9	47.4		ug/Kg		105	77 - 124	9	20
2-Chlorotoluene	1.5	U	44.9	45.2		ug/Kg		101	75 - 122	5	20

Surrogate	*MSD %Recovery*	*MSD Qualifier*	*Limits*
Toluene-d8 (Surr)	*98*		*85 - 116*
1,2-Dichloroethane-d4 (Surr)	*104*		*71 - 136*
4-Bromofluorobenzene (Surr)	*100*		*79 - 119*
Dibromofluoromethane (Surr)	*103*		*78 - 119*

Method: 8260B - Volatile Organic Compounds (GC/MS) (Continued)

Lab Sample ID: MB 280-520861/3-A
Matrix: Solid
Analysis Batch: 520869

Client Sample ID: Method Blank
Prep Type: Total/NA
Prep Batch: 520861

Analyte	MB Result	MB Qualifier	LOQ	LOD	DL	Unit	D	Analyzed	Dil Fac
Acetone	72	U	72	72	36	ug/Kg		12/17/20 11:41	1
Benzene	0.40	U	5.0	0.40	0.15	ug/Kg		12/17/20 11:41	1
Bromobenzene	1.6	U	5.0	1.6	0.49	ug/Kg		12/17/20 11:41	1
Bromochloromethane	5.0	U	5.0	5.0	2.5	ug/Kg		12/17/20 11:41	1
Bromodichloromethane	5.0	U	5.0	5.0	2.1	ug/Kg		12/17/20 11:41	1
Bromoform	5.1	U	5.1	5.1	2.6	ug/Kg		12/17/20 11:41	1
Bromomethane	3.2	U	10	3.2	1.4	ug/Kg		12/17/20 11:41	1
2-Butanone (MEK)	13	U	20	13	3.9	ug/Kg		12/17/20 11:41	1
n-Butylbenzene	1.6	U	5.0	1.6	0.56	ug/Kg		12/17/20 11:41	1
sec-Butylbenzene	1.6	U	5.0	1.6	0.77	ug/Kg		12/17/20 11:41	1
tert-Butylbenzene	1.6	U	5.0	1.6	0.50	ug/Kg		12/17/20 11:41	1
Carbon disulfide	5.0	U	5.0	5.0	1.7	ug/Kg		12/17/20 11:41	1
Carbon tetrachloride	5.0	U	5.0	5.0	2.0	ug/Kg		12/17/20 11:41	1
Chlorobenzene	5.0	U	5.0	5.0	2.1	ug/Kg		12/17/20 11:41	1
Chloroethane	6.4	U	10	6.4	2.0	ug/Kg		12/17/20 11:41	1
Chloroform	0.80	U	10	0.80	0.29	ug/Kg		12/17/20 11:41	1
Chloromethane	1.6	U	10	1.6	0.77	ug/Kg		12/17/20 11:41	1
4-Chlorotoluene	0.80	U	5.0	0.80	0.36	ug/Kg		12/17/20 11:41	1
Dibromochloromethane	5.0	U	5.0	5.0	2.3	ug/Kg		12/17/20 11:41	1
1,2-Dibromo-3-Chloropropane	10	U	10	10	3.7	ug/Kg		12/17/20 11:41	1
Dichlorodifluoromethane	6.4	U	10	6.4	2.7	ug/Kg		12/17/20 11:41	1
Dibromomethane	0.80	U	5.0	0.80	0.32	ug/Kg		12/17/20 11:41	1
Ethylene Dibromide	1.6	U	5.0	1.6	0.52	ug/Kg		12/17/20 11:41	1
1,2-Dichlorobenzene	5.0	U M	5.0	5.0	1.9	ug/Kg		12/17/20 11:41	1
1,3-Dichlorobenzene	1.6	U	5.0	1.6	0.48	ug/Kg		12/17/20 11:41	1
1,4-Dichlorobenzene	0.80	U M	5.0	0.80	0.25	ug/Kg		12/17/20 11:41	1
1,1-Dichloroethane	0.80	U	5.0	0.80	0.21	ug/Kg		12/17/20 11:41	1
1,2-Dichloroethane	1.6	U	5.0	1.6	0.70	ug/Kg		12/17/20 11:41	1
1,1-Dichloroethene	1.6	U	5.0	1.6	0.59	ug/Kg		12/17/20 11:41	1
1,2-Dichloroethene, Total	1.6	U	5.0	1.6	0.39	ug/Kg		12/17/20 11:41	1
cis-1,2-Dichloroethene	0.80	U	5.0	0.80	0.20	ug/Kg		12/17/20 11:41	1
trans-1,2-Dichloroethene	0.80	U	5.0	0.80	0.39	ug/Kg		12/17/20 11:41	1
1,2-Dichloropropane	1.6	U	5.0	1.6	0.55	ug/Kg		12/17/20 11:41	1
1,3-Dichloropropane	0.40	U	5.0	0.40	0.17	ug/Kg		12/17/20 11:41	1
2,2-Dichloropropane	1.6	U	5.0	1.6	0.44	ug/Kg		12/17/20 11:41	1
1,1-Dichloropropene	0.40	U	5.0	0.40	0.16	ug/Kg		12/17/20 11:41	1
cis-1,3-Dichloropropene	0.40	U	5.0	0.40	0.10	ug/Kg		12/17/20 11:41	1
trans-1,3-Dichloropropene	0.20	U	5.0	0.20	0.083	ug/Kg		12/17/20 11:41	1
Ethylbenzene	0.80	U	5.0	0.80	0.31	ug/Kg		12/17/20 11:41	1
2-Hexanone	13	U	20	13	4.9	ug/Kg		12/17/20 11:41	1
Hexachlorobutadiene	5.0	U	5.0	5.0	2.2	ug/Kg		12/17/20 11:41	1
Isopropylbenzene	5.0	U	5.0	5.0	2.4	ug/Kg		12/17/20 11:41	1
4-Isopropyltoluene	3.2	U	5.0	3.2	1.1	ug/Kg		12/17/20 11:41	1
Methylene Chloride	3.2	U M	5.0	3.2	1.6	ug/Kg		12/17/20 11:41	1
4-Methyl-2-pentanone (MIBK)	13	U	20	13	4.4	ug/Kg		12/17/20 11:41	1
Methyl tert-butyl ether	6.4	U	20	6.4	2.1	ug/Kg		12/17/20 11:41	1
Naphthalene	6.7	U	6.7	6.7	3.3	ug/Kg		12/17/20 11:41	1
N-Propylbenzene	1.6	U	5.0	1.6	0.58	ug/Kg		12/17/20 11:41	1

Method: 8260B - Volatile Organic Compounds (GC/MS) (Continued)

Lab Sample ID: MB 280-520861/3-A
Matrix: Solid
Analysis Batch: 520869

Client Sample ID: Method Blank
Prep Type: Total/NA
Prep Batch: 520861

Analyte	MB Result	MB Qualifier	LOQ	LOD	DL	Unit	D	Analyzed	Dil Fac
Styrene	0.80	U	5.0	0.80	0.28	ug/Kg		12/17/20 11:41	1
1,1,1,2-Tetrachloroethane	5.0	U	5.0	5.0	2.2	ug/Kg		12/17/20 11:41	1
1,1,2,2-Tetrachloroethane	0.80	U	5.0	0.80	0.29	ug/Kg		12/17/20 11:41	1
Tetrachloroethene	5.0	U	5.0	5.0	1.9	ug/Kg		12/17/20 11:41	1
Toluene	0.80	U	5.0	0.80	0.23	ug/Kg		12/17/20 11:41	1
1,2,3-Trichlorobenzene	3.2	U	5.0	3.2	0.81	ug/Kg		12/17/20 11:41	1
1,1,1-Trichloroethane	5.0	U	5.0	5.0	2.0	ug/Kg		12/17/20 11:41	1
1,1,2-Trichloroethane	3.2	U	5.0	3.2	0.88	ug/Kg		12/17/20 11:41	1
Trichloroethene	5.0	U	5.0	5.0	1.9	ug/Kg		12/17/20 11:41	1
Trichlorofluoromethane	10	U	10	10	3.2	ug/Kg		12/17/20 11:41	1
1,2,4-Trichlorobenzene	1.6	U	5.0	1.6	0.73	ug/Kg		12/17/20 11:41	1
1,2,3-Trichloropropane	0.80	U	5.0	0.80	0.22	ug/Kg		12/17/20 11:41	1
1,2,4-Trimethylbenzene	5.0	U	5.0	5.0	2.3	ug/Kg		12/17/20 11:41	1
1,3,5-Trimethylbenzene	5.0	U	5.0	5.0	2.4	ug/Kg		12/17/20 11:41	1
Vinyl chloride	3.2	U	5.0	3.2	1.3	ug/Kg		12/17/20 11:41	1
o-Xylene	0.80	U	5.0	0.80	0.27	ug/Kg		12/17/20 11:41	1
m-Xylene & p-Xylene	3.2	U	3.2	3.2	1.0	ug/Kg		12/17/20 11:41	1
2-Chlorotoluene	1.6	U	5.0	1.6	0.51	ug/Kg		12/17/20 11:41	1

Surrogate	*MB %Recovery*	*MB Qualifier*	*Limits*	*Prepared*	*Analyzed*	*Dil Fac*
Toluene-d8 (Surr)	*97*		*85 - 116*	*12/17/20 09:00*	*12/17/20 11:41*	*1*
1,2-Dichloroethane-d4 (Surr)	*102*		*71 - 136*	*12/17/20 09:00*	*12/17/20 11:41*	*1*
4-Bromofluorobenzene (Surr)	*99*		*79 - 119*	*12/17/20 09:00*	*12/17/20 11:41*	*1*
Dibromofluoromethane (Surr)	*101*		*78 - 119*	*12/17/20 09:00*	*12/17/20 11:41*	*1*

Lab Sample ID: LCS 280-520861/1-A
Matrix: Solid
Analysis Batch: 520869

Client Sample ID: Lab Control Sample
Prep Type: Total/NA
Prep Batch: 520861

Analyte	Spike Added	LCS Result	LCS Qualifier	Unit	D	%Rec	%Rec. Limits
Acetone	200	264		ug/Kg		132	36 - 164
Benzene	50.0	49.1		ug/Kg		98	77 - 121
Bromobenzene	50.0	51.4		ug/Kg		103	78 - 121
Bromochloromethane	50.0	51.5		ug/Kg		103	78 - 125
Bromodichloromethane	50.0	50.2		ug/Kg		100	75 - 127
Bromoform	50.0	50.3		ug/Kg		101	67 - 132
Bromomethane	50.0	46.3		ug/Kg		93	53 - 143
2-Butanone (MEK)	200	198		ug/Kg		99	51 - 148
n-Butylbenzene	50.0	51.5		ug/Kg		103	70 - 128
sec-Butylbenzene	50.0	51.1		ug/Kg		102	73 - 126
tert-Butylbenzene	50.0	50.9		ug/Kg		102	73 - 125
Carbon disulfide	50.0	48.9		ug/Kg		98	63 - 132
Carbon tetrachloride	50.0	49.6		ug/Kg		99	70 - 135
Chlorobenzene	50.0	49.4		ug/Kg		99	79 - 120
Chloroethane	50.0	47.4		ug/Kg		95	59 - 139
Chloroform	50.0	47.8		ug/Kg		96	78 - 123
Chloromethane	50.0	33.2		ug/Kg		66	50 - 136
4-Chlorotoluene	50.0	49.9		ug/Kg		100	72 - 124

Method: 8260B - Volatile Organic Compounds (GC/MS) (Continued)

Lab Sample ID: LCS 280-520861/1-A
Matrix: Solid
Analysis Batch: 520869

Client Sample ID: Lab Control Sample
Prep Type: Total/NA
Prep Batch: 520861

Analyte	Spike Added	LCS Result	LCS Qualifier	Unit	D	%Rec	%Rec. Limits
Dibromochloromethane	50.0	47.8		ug/Kg		96	74 - 126
1,2-Dibromo-3-Chloropropane	50.0	47.6		ug/Kg		95	61 - 132
Dichlorodifluoromethane	50.0	25.9		ug/Kg		52	29 - 149
Dibromomethane	50.0	50.7		ug/Kg		101	78 - 125
Ethylene Dibromide	50.0	49.0		ug/Kg		98	78 - 122
1,2-Dichlorobenzene	50.0	49.8		ug/Kg		100	78 - 121
1,3-Dichlorobenzene	50.0	50.3		ug/Kg		101	77 - 121
1,4-Dichlorobenzene	50.0	49.4		ug/Kg		99	75 - 120
1,1-Dichloroethane	50.0	49.8		ug/Kg		100	76 - 125
1,2-Dichloroethane	50.0	47.8		ug/Kg		96	73 - 128
1,1-Dichloroethene	50.0	51.1		ug/Kg		102	70 - 131
cis-1,2-Dichloroethene	50.0	51.9		ug/Kg		104	77 - 123
trans-1,2-Dichloroethene	50.0	51.5		ug/Kg		103	74 - 125
1,2-Dichloropropane	50.0	46.1		ug/Kg		92	76 - 123
1,3-Dichloropropane	50.0	49.6		ug/Kg		99	77 - 121
2,2-Dichloropropane	50.0	52.4		ug/Kg		105	67 - 133
1,1-Dichloropropene	50.0	49.7		ug/Kg		99	76 - 125
cis-1,3-Dichloropropene	50.0	50.8		ug/Kg		102	74 - 126
trans-1,3-Dichloropropene	50.0	51.2		ug/Kg		102	71 - 130
Ethylbenzene	50.0	50.4		ug/Kg		101	76 - 122
2-Hexanone	200	205		ug/Kg		102	53 - 145
Hexachlorobutadiene	50.0	52.0		ug/Kg		104	61 - 135
Isopropylbenzene	50.0	50.1		ug/Kg		100	68 - 134
4-Isopropyltoluene	50.0	50.9		ug/Kg		102	73 - 127
Methylene Chloride	50.0	48.6		ug/Kg		97	70 - 128
4-Methyl-2-pentanone (MIBK)	200	220		ug/Kg		110	65 - 135
Methyl tert-butyl ether	50.0	50.6		ug/Kg		101	73 - 125
Naphthalene	50.0	53.5		ug/Kg		107	62 - 129
N-Propylbenzene	50.0	52.9		ug/Kg		106	73 - 125
Styrene	50.0	51.3		ug/Kg		103	76 - 124
1,1,1,2-Tetrachloroethane	50.0	51.3		ug/Kg		103	78 - 125
1,1,2,2-Tetrachloroethane	50.0	48.5		ug/Kg		97	70 - 124
Tetrachloroethene	50.0	48.8		ug/Kg		98	73 - 128
Toluene	50.0	49.4		ug/Kg		99	77 - 121
1,2,3-Trichlorobenzene	50.0	52.5		ug/Kg		105	66 - 130
1,1,1-Trichloroethane	50.0	50.5		ug/Kg		101	73 - 130
1,1,2-Trichloroethane	50.0	51.1		ug/Kg		102	78 - 121
Trichloroethene	50.0	48.1		ug/Kg		96	77 - 123
Trichlorofluoromethane	50.0	39.8		ug/Kg		80	62 - 140
1,2,4-Trichlorobenzene	50.0	51.8		ug/Kg		104	67 - 129
1,2,3-Trichloropropane	50.0	50.4		ug/Kg		101	73 - 125
1,2,4-Trimethylbenzene	50.0	52.0		ug/Kg		104	75 - 123
1,3,5-Trimethylbenzene	50.0	50.9		ug/Kg		102	73 - 124
Vinyl chloride	50.0	43.3		ug/Kg		87	56 - 135
o-Xylene	50.0	49.0		ug/Kg		98	77 - 123
m-Xylene & p-Xylene	50.0	49.2		ug/Kg		98	77 - 124
2-Chlorotoluene	50.0	49.6		ug/Kg		99	75 - 122

Method: 8260B - Volatile Organic Compounds (GC/MS) (Continued)

Lab Sample ID: LCS 280-520861/1-A
Matrix: Solid
Analysis Batch: 520869

Client Sample ID: Lab Control Sample
Prep Type: Total/NA
Prep Batch: 520861

Surrogate	*LCS %Recovery*	*LCS Qualifier*	*Limits*
Toluene-d8 (Surr)	*97*		*85 - 116*
1,2-Dichloroethane-d4 (Surr)	*100*		*71 - 136*
4-Bromofluorobenzene (Surr)	*102*		*79 - 119*
Dibromofluoromethane (Surr)	*100*		*78 - 119*

Lab Sample ID: LCSD 280-520861/2-A
Matrix: Solid
Analysis Batch: 520869

Client Sample ID: Lab Control Sample Dup
Prep Type: Total/NA
Prep Batch: 520861

Analyte	Spike Added	LCSD Result	LCSD Qualifier	Unit	D	%Rec	%Rec. Limits	RPD	RPD Limit
Acetone	200	269		ug/Kg		135	36 - 164	2	20
Benzene	50.0	50.6		ug/Kg		101	77 - 121	3	20
Bromobenzene	50.0	50.9		ug/Kg		102	78 - 121	1	20
Bromochloromethane	50.0	52.8		ug/Kg		106	78 - 125	3	20
Bromodichloromethane	50.0	51.9		ug/Kg		104	75 - 127	3	20
Bromoform	50.0	52.2		ug/Kg		104	67 - 132	4	20
Bromomethane	50.0	48.7		ug/Kg		97	53 - 143	5	20
2-Butanone (MEK)	200	208		ug/Kg		104	51 - 148	5	20
n-Butylbenzene	50.0	51.1		ug/Kg		102	70 - 128	1	20
sec-Butylbenzene	50.0	51.3		ug/Kg		103	73 - 126	0	20
tert-Butylbenzene	50.0	51.0		ug/Kg		102	73 - 125	0	20
Carbon disulfide	50.0	50.3		ug/Kg		101	63 - 132	3	20
Carbon tetrachloride	50.0	51.1		ug/Kg		102	70 - 135	3	20
Chlorobenzene	50.0	51.1		ug/Kg		102	79 - 120	3	20
Chloroethane	50.0	49.7		ug/Kg		99	59 - 139	5	20
Chloroform	50.0	50.0		ug/Kg		100	78 - 123	5	20
Chloromethane	50.0	35.1		ug/Kg		70	50 - 136	5	20
4-Chlorotoluene	50.0	50.5		ug/Kg		101	72 - 124	1	20
Dibromochloromethane	50.0	50.8		ug/Kg		102	74 - 126	6	20
1,2-Dibromo-3-Chloropropane	50.0	47.5		ug/Kg		95	61 - 132	0	20
Dichlorodifluoromethane	50.0	26.9		ug/Kg		54	29 - 149	4	20
Dibromomethane	50.0	53.0		ug/Kg		106	78 - 125	5	20
Ethylene Dibromide	50.0	51.4		ug/Kg		103	78 - 122	5	20
1,2-Dichlorobenzene	50.0	50.0		ug/Kg		100	78 - 121	0	20
1,3-Dichlorobenzene	50.0	51.2		ug/Kg		102	77 - 121	2	20
1,4-Dichlorobenzene	50.0	48.5		ug/Kg		97	75 - 120	2	20
1,1-Dichloroethane	50.0	51.5		ug/Kg		103	76 - 125	3	20
1,2-Dichloroethane	50.0	49.5		ug/Kg		99	73 - 128	3	20
1,1-Dichloroethene	50.0	52.6		ug/Kg		105	70 - 131	3	20
cis-1,2-Dichloroethene	50.0	53.7		ug/Kg		107	77 - 123	3	20
trans-1,2-Dichloroethene	50.0	52.4		ug/Kg		105	74 - 125	2	20
1,2-Dichloropropane	50.0	48.1		ug/Kg		96	76 - 123	4	20
1,3-Dichloropropane	50.0	52.5		ug/Kg		105	77 - 121	6	20
2,2-Dichloropropane	50.0	53.5		ug/Kg		107	67 - 133	2	20
1,1-Dichloropropene	50.0	50.9		ug/Kg		102	76 - 125	2	20
cis-1,3-Dichloropropene	50.0	53.0		ug/Kg		106	74 - 126	4	20
trans-1,3-Dichloropropene	50.0	51.7		ug/Kg		103	71 - 130	1	20
Ethylbenzene	50.0	52.2		ug/Kg		104	76 - 122	4	20

Method: 8260B - Volatile Organic Compounds (GC/MS) (Continued)

Lab Sample ID: LCSD 280-520861/2-A
Matrix: Solid
Analysis Batch: 520869

Client Sample ID: Lab Control Sample Dup
Prep Type: Total/NA
Prep Batch: 520861

Analyte	Spike Added	LCSD Result	LCSD Qualifier	Unit	D	%Rec	%Rec. Limits	RPD	RPD Limit
2-Hexanone	200	214		ug/Kg		107	53 - 145	5	20
Hexachlorobutadiene	50.0	51.1		ug/Kg		102	61 - 135	2	20
Isopropylbenzene	50.0	50.1		ug/Kg		100	68 - 134	0	20
4-Isopropyltoluene	50.0	50.5		ug/Kg		101	73 - 127	1	20
Methylene Chloride	50.0	49.7		ug/Kg		99	70 - 128	2	20
4-Methyl-2-pentanone (MIBK)	200	230		ug/Kg		115	65 - 135	4	20
Methyl tert-butyl ether	50.0	52.6		ug/Kg		105	73 - 125	4	20
Naphthalene	50.0	53.6		ug/Kg		107	62 - 129	0	20
N-Propylbenzene	50.0	52.1		ug/Kg		104	73 - 125	2	20
Styrene	50.0	53.0		ug/Kg		106	76 - 124	3	20
1,1,1,2-Tetrachloroethane	50.0	53.6		ug/Kg		107	78 - 125	5	20
1,1,2,2-Tetrachloroethane	50.0	49.4		ug/Kg		99	70 - 124	2	20
Tetrachloroethene	50.0	51.5		ug/Kg		103	73 - 128	5	20
Toluene	50.0	50.6		ug/Kg		101	77 - 121	3	20
1,2,3-Trichlorobenzene	50.0	52.6		ug/Kg		105	66 - 130	0	20
1,1,1-Trichloroethane	50.0	52.8		ug/Kg		106	73 - 130	4	20
1,1,2-Trichloroethane	50.0	53.5		ug/Kg		107	78 - 121	5	20
Trichloroethene	50.0	49.3		ug/Kg		99	77 - 123	2	20
Trichlorofluoromethane	50.0	43.6		ug/Kg		87	62 - 140	9	20
1,2,4-Trichlorobenzene	50.0	51.2		ug/Kg		102	67 - 129	1	20
1,2,3-Trichloropropane	50.0	52.3		ug/Kg		105	73 - 125	4	20
1,2,4-Trimethylbenzene	50.0	51.4		ug/Kg		103	75 - 123	1	20
1,3,5-Trimethylbenzene	50.0	51.0		ug/Kg		102	73 - 124	0	20
Vinyl chloride	50.0	45.6		ug/Kg		91	56 - 135	5	20
o-Xylene	50.0	50.8		ug/Kg		102	77 - 123	4	20
m-Xylene & p-Xylene	50.0	50.6		ug/Kg		101	77 - 124	3	20
2-Chlorotoluene	50.0	50.0		ug/Kg		100	75 - 122	1	20

Surrogate	*LCSD %Recovery*	*LCSD Qualifier*	*Limits*
Toluene-d8 (Surr)	*98*		*85 - 116*
1,2-Dichloroethane-d4 (Surr)	*101*		*71 - 136*
4-Bromofluorobenzene (Surr)	*100*		*79 - 119*
Dibromofluoromethane (Surr)	*100*		*78 - 119*

Lab Sample ID: MB 280-521483/8
Matrix: Water
Analysis Batch: 521483

Client Sample ID: Method Blank
Prep Type: Total/NA

Analyte	MB Result	MB Qualifier	LOQ	LOD	DL	Unit	D	Analyzed	Dil Fac
Acetone	6.4	U	10	6.4	1.9	ug/L		12/22/20 20:54	1
Benzene	0.40	U	1.0	0.40	0.16	ug/L		12/22/20 20:54	1
Bromobenzene	0.40	U	1.0	0.40	0.17	ug/L		12/22/20 20:54	1
Bromochloromethane	0.20	U	1.0	0.20	0.10	ug/L		12/22/20 20:54	1
Bromodichloromethane	0.40	U	1.0	0.40	0.17	ug/L		12/22/20 20:54	1
Bromoform	1.0	U	1.0	1.0	0.46	ug/L		12/22/20 20:54	1
Bromomethane	0.80	U	2.0	0.80	0.21	ug/L		12/22/20 20:54	1
2-Butanone (MEK)	4.0	U	6.0	4.0	2.0	ug/L		12/22/20 20:54	1
n-Butylbenzene	0.80	U	1.0	0.80	0.14	ug/L		12/22/20 20:54	1

Method: 8260B - Volatile Organic Compounds (GC/MS) (Continued)

Lab Sample ID: MB 280-521483/8
Matrix: Water
Analysis Batch: 521483

Client Sample ID: Method Blank
Prep Type: Total/NA

Analyte	MB Result	MB Qualifier	LOQ	LOD	DL	Unit	D	Analyzed	Dil Fac
sec-Butylbenzene	0.40	U	1.0	0.40	0.17	ug/L		12/22/20 20:54	1
tert-Butylbenzene	0.40	U	1.0	0.40	0.16	ug/L		12/22/20 20:54	1
Carbon disulfide	0.80	U	2.0	0.80	0.17	ug/L		12/22/20 20:54	1
Carbon tetrachloride	0.40	U	2.0	0.40	0.19	ug/L		12/22/20 20:54	1
Chlorobenzene	0.40	U	1.0	0.40	0.17	ug/L		12/22/20 20:54	1
Chloroethane	1.6	U	2.0	1.6	0.41	ug/L		12/22/20 20:54	1
Chloroform	0.40	U	1.0	0.40	0.16	ug/L		12/22/20 20:54	1
Chloromethane	0.80	U	2.0	0.80	0.30	ug/L		12/22/20 20:54	1
4-Chlorotoluene	0.80	U	1.0	0.80	0.21	ug/L		12/22/20 20:54	1
Dibromochloromethane	0.40	U	1.0	0.40	0.17	ug/L		12/22/20 20:54	1
1,2-Dibromo-3-Chloropropane	1.6	U	5.0	1.6	0.47	ug/L		12/22/20 20:54	1
Dichlorodifluoromethane	0.80	U	2.0	0.80	0.31	ug/L		12/22/20 20:54	1
Dibromomethane	0.40	U	1.0	0.40	0.17	ug/L		12/22/20 20:54	1
Ethylene Dibromide	0.40	U	1.0	0.40	0.18	ug/L		12/22/20 20:54	1
1,2-Dichlorobenzene	0.40	U	1.0	0.40	0.15	ug/L		12/22/20 20:54	1
1,3-Dichlorobenzene	0.40	U	1.0	0.40	0.13	ug/L		12/22/20 20:54	1
1,4-Dichlorobenzene	0.40	U	1.0	0.40	0.16	ug/L		12/22/20 20:54	1
1,1-Dichloroethane	0.80	U	1.0	0.80	0.22	ug/L		12/22/20 20:54	1
1,2-Dichloroethane	0.40	U	1.0	0.40	0.13	ug/L		12/22/20 20:54	1
1,1-Dichloroethene	0.80	U	1.0	0.80	0.23	ug/L		12/22/20 20:54	1
1,2-Dichloroethene, Total	0.40	U	1.0	0.40	0.15	ug/L		12/22/20 20:54	1
cis-1,2-Dichloroethene	0.40	U	1.0	0.40	0.15	ug/L		12/22/20 20:54	1
trans-1,2-Dichloroethene	0.40	U	1.0	0.40	0.15	ug/L		12/22/20 20:54	1
1,2-Dichloropropane	0.40	U	1.0	0.40	0.18	ug/L		12/22/20 20:54	1
1,3-Dichloropropane	0.20	U	1.0	0.20	0.090	ug/L		12/22/20 20:54	1
2,2-Dichloropropane	0.80	U	1.0	0.80	0.38	ug/L		12/22/20 20:54	1
1,1-Dichloropropene	0.40	U	1.0	0.40	0.19	ug/L		12/22/20 20:54	1
cis-1,3-Dichloropropene	0.40	U	1.0	0.40	0.16	ug/L		12/22/20 20:54	1
trans-1,3-Dichloropropene	0.40	U	1.0	0.40	0.19	ug/L		12/22/20 20:54	1
Ethylbenzene	0.40	U	1.0	0.40	0.16	ug/L		12/22/20 20:54	1
2-Hexanone	4.0	U	5.0	4.0	1.7	ug/L		12/22/20 20:54	1
Hexachlorobutadiene	0.80	U	1.0	0.80	0.36	ug/L		12/22/20 20:54	1
Isopropylbenzene	0.40	U	1.0	0.40	0.19	ug/L		12/22/20 20:54	1
4-Isopropyltoluene	0.40	U	1.0	0.40	0.20	ug/L		12/22/20 20:54	1
Methylene Chloride	2.0	U	5.0	2.0	0.94	ug/L		12/22/20 20:54	1
4-Methyl-2-pentanone (MIBK)	3.2	U	5.0	3.2	0.98	ug/L		12/22/20 20:54	1
Methyl tert-butyl ether	0.80	U	5.0	0.80	0.25	ug/L		12/22/20 20:54	1
Naphthalene	0.80	U	1.0	0.80	0.22	ug/L		12/22/20 20:54	1
N-Propylbenzene	0.40	U	1.0	0.40	0.16	ug/L		12/22/20 20:54	1
Styrene	0.80	U	1.0	0.80	0.36	ug/L		12/22/20 20:54	1
1,1,1,2-Tetrachloroethane	0.80	U	1.0	0.80	0.21	ug/L		12/22/20 20:54	1
1,1,2,2-Tetrachloroethane	0.80	U	1.0	0.80	0.21	ug/L		12/22/20 20:54	1
Tetrachloroethene	0.40	U	1.0	0.40	0.20	ug/L		12/22/20 20:54	1
Toluene	0.40	U	1.0	0.40	0.17	ug/L		12/22/20 20:54	1
1,2,3-Trichlorobenzene	0.80	U	1.0	0.80	0.21	ug/L		12/22/20 20:54	1
1,1,1-Trichloroethane	0.40	U	1.0	0.40	0.16	ug/L		12/22/20 20:54	1
1,1,2-Trichloroethane	0.80	U	1.0	0.80	0.27	ug/L		12/22/20 20:54	1
Trichloroethene	0.40	U	1.0	0.40	0.16	ug/L		12/22/20 20:54	1
Trichlorofluoromethane	0.80	U	2.0	0.80	0.29	ug/L		12/22/20 20:54	1

Method: 8260B - Volatile Organic Compounds (GC/MS) (Continued)

Lab Sample ID: MB 280-521483/8
Matrix: Water
Analysis Batch: 521483

Client Sample ID: Method Blank
Prep Type: Total/NA

Analyte	MB Result	MB Qualifier	LOQ	LOD	DL	Unit	D	Analyzed	Dil Fac
1,2,4-Trichlorobenzene	0.80	U	1.0	0.80	0.21	ug/L		12/22/20 20:54	1
1,2,3-Trichloropropane	0.80	U	3.0	0.80	0.33	ug/L		12/22/20 20:54	1
1,2,4-Trimethylbenzene	0.40	U	1.0	0.40	0.15	ug/L		12/22/20 20:54	1
1,3,5-Trimethylbenzene	0.40	U	1.0	0.40	0.16	ug/L		12/22/20 20:54	1
Vinyl chloride	0.20	U	1.5	0.20	0.10	ug/L		12/22/20 20:54	1
o-Xylene	0.40	U	1.0	0.40	0.19	ug/L		12/22/20 20:54	1
m-Xylene & p-Xylene	0.80	U	2.0	0.80	0.15	ug/L		12/22/20 20:54	1
2-Chlorotoluene	0.40	U	1.0	0.40	0.17	ug/L		12/22/20 20:54	1

Surrogate	*MB %Recovery*	*MB Qualifier*	*Limits*	*Prepared*	*Analyzed*	*Dil Fac*
Toluene-d8 (Surr)	*100*		*89 - 112*		*12/22/20 20:54*	*1*
1,2-Dichloroethane-d4 (Surr)	*104*		*81 - 118*		*12/22/20 20:54*	*1*
4-Bromofluorobenzene (Surr)	*102*		*85 - 114*		*12/22/20 20:54*	*1*
Dibromofluoromethane (Surr)	*100*		*80 - 119*		*12/22/20 20:54*	*1*

Lab Sample ID: LCS 280-521483/4
Matrix: Water
Analysis Batch: 521483

Client Sample ID: Lab Control Sample
Prep Type: Total/NA

Analyte	Spike Added	LCS Result	LCS Qualifier	Unit	D	%Rec	%Rec. Limits
Acetone	100	113		ug/L		113	39 - 160
Benzene	25.0	24.7		ug/L		99	79 - 120
Bromobenzene	25.0	22.5		ug/L		90	80 - 120
Bromochloromethane	25.0	27.4		ug/L		110	78 - 123
Bromodichloromethane	25.0	23.2		ug/L		93	79 - 125
Bromoform	25.0	21.3		ug/L		85	66 - 130
Bromomethane	25.0	28.3		ug/L		113	53 - 141
2-Butanone (MEK)	100	106		ug/L		106	56 - 143
n-Butylbenzene	25.0	23.1		ug/L		92	75 - 128
sec-Butylbenzene	25.0	21.5		ug/L		86	77 - 126
tert-Butylbenzene	25.0	22.2		ug/L		89	78 - 124
Carbon disulfide	25.0	21.2		ug/L		85	64 - 133
Carbon tetrachloride	25.0	22.3		ug/L		89	72 - 136
Chlorobenzene	25.0	24.7		ug/L		99	82 - 118
Chloroethane	25.0	30.8		ug/L		123	60 - 138
Chloroform	25.0	24.7		ug/L		99	79 - 124
Chloromethane	25.0	24.9		ug/L		100	50 - 139
4-Chlorotoluene	25.0	23.6		ug/L		95	78 - 122
Dibromochloromethane	25.0	21.2		ug/L		85	74 - 126
1,2-Dibromo-3-Chloropropane	25.0	22.3		ug/L		89	62 - 128
Dichlorodifluoromethane	25.0	30.8		ug/L		123	32 - 152
Dibromomethane	25.0	24.5		ug/L		98	79 - 123
Ethylene Dibromide	25.0	23.7		ug/L		95	77 - 121
1,2-Dichlorobenzene	25.0	23.8		ug/L		95	80 - 119
1,3-Dichlorobenzene	25.0	22.6		ug/L		91	80 - 119
1,4-Dichlorobenzene	25.0	23.6		ug/L		94	79 - 118
1,1-Dichloroethane	25.0	24.4		ug/L		97	77 - 125
1,2-Dichloroethane	25.0	26.3		ug/L		105	73 - 128

Method: 8260B - Volatile Organic Compounds (GC/MS) (Continued)

Lab Sample ID: LCS 280-521483/4
Matrix: Water
Analysis Batch: 521483

Client Sample ID: Lab Control Sample
Prep Type: Total/NA

Analyte	Spike Added	LCS Result	LCS Qualifier	Unit	D	%Rec	%Rec. Limits
1,1-Dichloroethene	25.0	21.7		ug/L		87	71 - 131
cis-1,2-Dichloroethene	25.0	22.8		ug/L		91	78 - 123
trans-1,2-Dichloroethene	25.0	23.8		ug/L		95	75 - 124
1,2-Dichloropropane	25.0	24.5		ug/L		98	78 - 122
1,3-Dichloropropane	25.0	26.2		ug/L		105	80 - 119
2,2-Dichloropropane	25.0	24.3		ug/L		97	60 - 139
1,1-Dichloropropene	25.0	23.0		ug/L		92	79 - 125
cis-1,3-Dichloropropene	25.0	23.7		ug/L		95	75 - 124
trans-1,3-Dichloropropene	25.0	22.8		ug/L		91	73 - 127
Ethylbenzene	25.0	23.3		ug/L		93	79 - 121
2-Hexanone	100	110		ug/L		110	57 - 139
Hexachlorobutadiene	25.0	22.7		ug/L		91	66 - 134
Isopropylbenzene	25.0	23.2		ug/L		93	72 - 131
4-Isopropyltoluene	25.0	23.2		ug/L		93	77 - 127
Methylene Chloride	25.0	24.7		ug/L		99	74 - 124
4-Methyl-2-pentanone (MIBK)	100	93.4		ug/L		93	67 - 130
Methyl tert-butyl ether	25.0	24.0		ug/L		96	71 - 124
Naphthalene	25.0	22.9		ug/L		92	61 - 128
N-Propylbenzene	25.0	22.2		ug/L		89	76 - 126
Styrene	25.0	24.3		ug/L		97	78 - 123
1,1,1,2-Tetrachloroethane	25.0	23.4		ug/L		94	78 - 124
1,1,2,2-Tetrachloroethane	25.0	24.7		ug/L		99	71 - 121
Tetrachloroethene	25.0	22.6		ug/L		90	74 - 129
Toluene	25.0	24.5		ug/L		98	80 - 121
1,2,3-Trichlorobenzene	25.0	23.3		ug/L		93	69 - 129
1,1,1-Trichloroethane	25.0	22.4		ug/L		89	74 - 131
1,1,2-Trichloroethane	25.0	25.1		ug/L		100	80 - 119
Trichloroethene	25.0	23.3		ug/L		93	79 - 123
Trichlorofluoromethane	25.0	30.0		ug/L		120	65 - 141
1,2,4-Trichlorobenzene	25.0	22.6		ug/L		90	69 - 130
1,2,3-Trichloropropane	25.0	24.9		ug/L		99	73 - 122
1,2,4-Trimethylbenzene	25.0	24.0		ug/L		96	76 - 124
1,3,5-Trimethylbenzene	25.0	23.3		ug/L		93	75 - 124
Vinyl chloride	25.0	30.0		ug/L		120	58 - 137
o-Xylene	25.0	23.1		ug/L		92	78 - 122
m-Xylene & p-Xylene	25.0	24.6		ug/L		98	80 - 121
2-Chlorotoluene	25.0	23.2		ug/L		93	79 - 122

Surrogate	*LCS %Recovery*	*LCS Qualifier*	*Limits*
Toluene-d8 (Surr)	*100*		*89 - 112*
1,2-Dichloroethane-d4 (Surr)	*103*		*81 - 118*
4-Bromofluorobenzene (Surr)	*100*		*85 - 114*
Dibromofluoromethane (Surr)	*101*		*80 - 119*

Method: 8260B - Volatile Organic Compounds (GC/MS) (Continued)

Lab Sample ID: LCSD 280-521483/5
Matrix: Water
Analysis Batch: 521483

Client Sample ID: Lab Control Sample Dup
Prep Type: Total/NA

Analyte	Spike Added	LCSD Result	LCSD Qualifier	Unit	D	%Rec	%Rec. Limits	RPD	RPD Limit
Acetone	100	110		ug/L		110	39 - 160	2	20
Benzene	25.0	23.9		ug/L		95	79 - 120	3	20
Bromobenzene	25.0	22.4		ug/L		90	80 - 120	0	20
Bromochloromethane	25.0	27.3		ug/L		109	78 - 123	1	20
Bromodichloromethane	25.0	22.7		ug/L		91	79 - 125	2	20
Bromoform	25.0	21.6		ug/L		87	66 - 130	2	20
Bromomethane	25.0	26.3		ug/L		105	53 - 141	8	20
2-Butanone (MEK)	100	104		ug/L		104	56 - 143	1	20
n-Butylbenzene	25.0	23.1		ug/L		92	75 - 128	0	20
sec-Butylbenzene	25.0	21.5		ug/L		86	77 - 126	0	20
tert-Butylbenzene	25.0	21.9		ug/L		87	78 - 124	2	20
Carbon disulfide	25.0	20.2		ug/L		81	64 - 133	5	20
Carbon tetrachloride	25.0	21.3		ug/L		85	72 - 136	4	20
Chlorobenzene	25.0	24.2		ug/L		97	82 - 118	2	20
Chloroethane	25.0	31.0		ug/L		124	60 - 138	1	20
Chloroform	25.0	24.2		ug/L		97	79 - 124	2	20
Chloromethane	25.0	24.4		ug/L		98	50 - 139	2	20
4-Chlorotoluene	25.0	23.0		ug/L		92	78 - 122	3	20
Dibromochloromethane	25.0	21.3		ug/L		85	74 - 126	0	20
1,2-Dibromo-3-Chloropropane	25.0	22.4		ug/L		90	62 - 128	1	20
Dichlorodifluoromethane	25.0	30.6		ug/L		122	32 - 152	1	20
Dibromomethane	25.0	24.1		ug/L		96	79 - 123	2	20
Ethylene Dibromide	25.0	23.8		ug/L		95	77 - 121	1	20
1,2-Dichlorobenzene	25.0	23.6		ug/L		95	80 - 119	1	20
1,3-Dichlorobenzene	25.0	22.5		ug/L		90	80 - 119	0	20
1,4-Dichlorobenzene	25.0	23.4		ug/L		94	79 - 118	1	20
1,1-Dichloroethane	25.0	23.6		ug/L		94	77 - 125	3	20
1,2-Dichloroethane	25.0	26.2		ug/L		105	73 - 128	0	20
1,1-Dichloroethene	25.0	21.0		ug/L		84	71 - 131	3	20
cis-1,2-Dichloroethene	25.0	22.3		ug/L		89	78 - 123	2	20
trans-1,2-Dichloroethene	25.0	23.1		ug/L		92	75 - 124	3	20
1,2-Dichloropropane	25.0	23.9		ug/L		95	78 - 122	3	20
1,3-Dichloropropane	25.0	26.2		ug/L		105	80 - 119	0	20
2,2-Dichloropropane	25.0	23.2		ug/L		93	60 - 139	5	20
1,1-Dichloropropene	25.0	21.6		ug/L		87	79 - 125	6	20
cis-1,3-Dichloropropene	25.0	23.5		ug/L		94	75 - 124	1	20
trans-1,3-Dichloropropene	25.0	22.8		ug/L		91	73 - 127	0	20
Ethylbenzene	25.0	22.6		ug/L		90	79 - 121	3	20
2-Hexanone	100	111		ug/L		111	57 - 139	1	20
Hexachlorobutadiene	25.0	23.4		ug/L		94	66 - 134	3	20
Isopropylbenzene	25.0	22.7		ug/L		91	72 - 131	2	20
4-Isopropyltoluene	25.0	23.1		ug/L		92	77 - 127	1	20
Methylene Chloride	25.0	24.0		ug/L		96	74 - 124	3	20
4-Methyl-2-pentanone (MIBK)	100	92.4		ug/L		92	67 - 130	1	20
Methyl tert-butyl ether	25.0	24.0		ug/L		96	71 - 124	0	20
Naphthalene	25.0	23.2		ug/L		93	61 - 128	1	20
N-Propylbenzene	25.0	22.1		ug/L		89	76 - 126	0	20
Styrene	25.0	23.7		ug/L		95	78 - 123	2	20

Method: 8260B - Volatile Organic Compounds (GC/MS) (Continued)

Lab Sample ID: LCSD 280-521483/5
Matrix: Water
Analysis Batch: 521483

Client Sample ID: Lab Control Sample Dup
Prep Type: Total/NA

Analyte			Spike Added	LCSD Result	LCSD Qualifier	Unit	D	%Rec	%Rec. Limits	RPD	RPD Limit
1,1,1,2-Tetrachloroethane			25.0	23.1		ug/L		92	78 - 124	2	20
1,1,2,2-Tetrachloroethane			25.0	24.6		ug/L		99	71 - 121	0	20
Tetrachloroethene			25.0	21.8		ug/L		87	74 - 129	4	20
Toluene			25.0	23.7		ug/L		95	80 - 121	3	20
1,2,3-Trichlorobenzene			25.0	23.8		ug/L		95	69 - 129	2	20
1,1,1-Trichloroethane			25.0	21.4		ug/L		86	74 - 131	5	20
1,1,2-Trichloroethane			25.0	25.1		ug/L		101	80 - 119	0	20
Trichloroethene			25.0	22.7		ug/L		91	79 - 123	3	20
Trichlorofluoromethane			25.0	29.7		ug/L		119	65 - 141	1	20
1,2,4-Trichlorobenzene			25.0	23.0		ug/L		92	69 - 130	2	20
1,2,3-Trichloropropane			25.0	24.7		ug/L		99	73 - 122	1	20
1,2,4-Trimethylbenzene			25.0	23.8		ug/L		95	76 - 124	1	20
1,3,5-Trimethylbenzene			25.0	23.1		ug/L		93	75 - 124	1	20
Vinyl chloride			25.0	29.6		ug/L		118	58 - 137	2	20
o-Xylene			25.0	22.8		ug/L		91	78 - 122	1	20
m-Xylene & p-Xylene			25.0	23.7		ug/L		95	80 - 121	4	20
2-Chlorotoluene			25.0	22.6		ug/L		90	79 - 122	3	20

Surrogate	*LCSD %Recovery*	*LCSD Qualifier*	*Limits*
Toluene-d8 (Surr)	*99*		*89 - 112*
1,2-Dichloroethane-d4 (Surr)	*100*		*81 - 118*
4-Bromofluorobenzene (Surr)	*100*		*85 - 114*
Dibromofluoromethane (Surr)	*100*		*80 - 119*

Lab Sample ID: MB 280-521767/3-A
Matrix: Solid
Analysis Batch: 521845

Client Sample ID: Method Blank
Prep Type: Total/NA
Prep Batch: 521767

Analyte	MB Result	MB Qualifier	LOQ	LOD	DL	Unit	D	Analyzed	Dil Fac
Acetone	72	U M	72	72	36	ug/Kg		12/24/20 13:02	1
Benzene	0.40	U	5.0	0.40	0.15	ug/Kg		12/24/20 13:02	1
Bromobenzene	1.6	U	5.0	1.6	0.49	ug/Kg		12/24/20 13:02	1
Bromochloromethane	5.0	U	5.0	5.0	2.5	ug/Kg		12/24/20 13:02	1
Bromodichloromethane	5.0	U	5.0	5.0	2.1	ug/Kg		12/24/20 13:02	1
Bromoform	5.1	U	5.1	5.1	2.6	ug/Kg		12/24/20 13:02	1
Bromomethane	3.2	U	10	3.2	1.4	ug/Kg		12/24/20 13:02	1
2-Butanone (MEK)	13	U	20	13	3.9	ug/Kg		12/24/20 13:02	1
n-Butylbenzene	1.6	U	5.0	1.6	0.56	ug/Kg		12/24/20 13:02	1
sec-Butylbenzene	1.6	U	5.0	1.6	0.77	ug/Kg		12/24/20 13:02	1
tert-Butylbenzene	1.6	U	5.0	1.6	0.50	ug/Kg		12/24/20 13:02	1
Carbon disulfide	5.0	U	5.0	5.0	1.7	ug/Kg		12/24/20 13:02	1
Carbon tetrachloride	5.0	U	5.0	5.0	2.0	ug/Kg		12/24/20 13:02	1
Chlorobenzene	5.0	U	5.0	5.0	2.1	ug/Kg		12/24/20 13:02	1
Chloroethane	6.4	U	10	6.4	2.0	ug/Kg		12/24/20 13:02	1
Chloroform	0.80	U	10	0.80	0.29	ug/Kg		12/24/20 13:02	1
Chloromethane	1.6	U	10	1.6	0.77	ug/Kg		12/24/20 13:02	1
4-Chlorotoluene	0.80	U	5.0	0.80	0.36	ug/Kg		12/24/20 13:02	1
Dibromochloromethane	5.0	U	5.0	5.0	2.3	ug/Kg		12/24/20 13:02	1

Method: 8260B - Volatile Organic Compounds (GC/MS) (Continued)

Lab Sample ID: MB 280-521767/3-A
Matrix: Solid
Analysis Batch: 521845

Client Sample ID: Method Blank
Prep Type: Total/NA
Prep Batch: 521767

Analyte	MB Result	MB Qualifier	LOQ	LOD	DL	Unit	D	Analyzed	Dil Fac
1,2-Dibromo-3-Chloropropane	10	U	10	10	3.7	ug/Kg		12/24/20 13:02	1
Dichlorodifluoromethane	6.4	U	10	6.4	2.7	ug/Kg		12/24/20 13:02	1
Dibromomethane	0.80	U	5.0	0.80	0.32	ug/Kg		12/24/20 13:02	1
Ethylene Dibromide	1.6	U	5.0	1.6	0.52	ug/Kg		12/24/20 13:02	1
1,2-Dichlorobenzene	5.0	U	5.0	5.0	1.9	ug/Kg		12/24/20 13:02	1
1,3-Dichlorobenzene	1.6	U	5.0	1.6	0.48	ug/Kg		12/24/20 13:02	1
1,4-Dichlorobenzene	0.80	U	5.0	0.80	0.25	ug/Kg		12/24/20 13:02	1
1,1-Dichloroethane	0.80	U	5.0	0.80	0.21	ug/Kg		12/24/20 13:02	1
1,2-Dichloroethane	1.6	U	5.0	1.6	0.70	ug/Kg		12/24/20 13:02	1
1,1-Dichloroethene	1.6	U	5.0	1.6	0.59	ug/Kg		12/24/20 13:02	1
1,2-Dichloroethene, Total	1.6	U	5.0	1.6	0.39	ug/Kg		12/24/20 13:02	1
cis-1,2-Dichloroethene	0.80	U	5.0	0.80	0.20	ug/Kg		12/24/20 13:02	1
trans-1,2-Dichloroethene	0.80	U	5.0	0.80	0.39	ug/Kg		12/24/20 13:02	1
1,2-Dichloropropane	1.6	U M	5.0	1.6	0.55	ug/Kg		12/24/20 13:02	1
1,3-Dichloropropane	0.40	U	5.0	0.40	0.17	ug/Kg		12/24/20 13:02	1
2,2-Dichloropropane	1.6	U	5.0	1.6	0.44	ug/Kg		12/24/20 13:02	1
1,1-Dichloropropene	0.40	U	5.0	0.40	0.16	ug/Kg		12/24/20 13:02	1
cis-1,3-Dichloropropene	0.40	U	5.0	0.40	0.10	ug/Kg		12/24/20 13:02	1
trans-1,3-Dichloropropene	0.20	U	5.0	0.20	0.083	ug/Kg		12/24/20 13:02	1
Ethylbenzene	0.80	U	5.0	0.80	0.31	ug/Kg		12/24/20 13:02	1
2-Hexanone	13	U	20	13	4.9	ug/Kg		12/24/20 13:02	1
Hexachlorobutadiene	5.0	U	5.0	5.0	2.2	ug/Kg		12/24/20 13:02	1
Isopropylbenzene	5.0	U	5.0	5.0	2.4	ug/Kg		12/24/20 13:02	1
4-Isopropyltoluene	3.2	U	5.0	3.2	1.1	ug/Kg		12/24/20 13:02	1
Methylene Chloride	3.2	U M	5.0	3.2	1.6	ug/Kg		12/24/20 13:02	1
4-Methyl-2-pentanone (MIBK)	13	U M	20	13	4.4	ug/Kg		12/24/20 13:02	1
Methyl tert-butyl ether	6.4	U	20	6.4	2.1	ug/Kg		12/24/20 13:02	1
Naphthalene	6.7	U	6.7	6.7	3.3	ug/Kg		12/24/20 13:02	1
N-Propylbenzene	1.6	U	5.0	1.6	0.58	ug/Kg		12/24/20 13:02	1
Styrene	0.80	U	5.0	0.80	0.28	ug/Kg		12/24/20 13:02	1
1,1,1,2-Tetrachloroethane	5.0	U	5.0	5.0	2.2	ug/Kg		12/24/20 13:02	1
1,1,2,2-Tetrachloroethane	0.80	U	5.0	0.80	0.29	ug/Kg		12/24/20 13:02	1
Tetrachloroethene	5.0	U	5.0	5.0	1.9	ug/Kg		12/24/20 13:02	1
Toluene	0.80	U	5.0	0.80	0.23	ug/Kg		12/24/20 13:02	1
1,2,3-Trichlorobenzene	3.2	U	5.0	3.2	0.81	ug/Kg		12/24/20 13:02	1
1,1,1-Trichloroethane	5.0	U	5.0	5.0	2.0	ug/Kg		12/24/20 13:02	1
1,1,2-Trichloroethane	3.2	U	5.0	3.2	0.88	ug/Kg		12/24/20 13:02	1
Trichloroethene	5.0	U	5.0	5.0	1.9	ug/Kg		12/24/20 13:02	1
Trichlorofluoromethane	10	U	10	10	3.2	ug/Kg		12/24/20 13:02	1
1,2,4-Trichlorobenzene	1.6	U	5.0	1.6	0.73	ug/Kg		12/24/20 13:02	1
1,2,3-Trichloropropane	0.80	U	5.0	0.80	0.22	ug/Kg		12/24/20 13:02	1
1,2,4-Trimethylbenzene	5.0	U	5.0	5.0	2.3	ug/Kg		12/24/20 13:02	1
1,3,5-Trimethylbenzene	5.0	U	5.0	5.0	2.4	ug/Kg		12/24/20 13:02	1
Vinyl chloride	3.2	U	5.0	3.2	1.3	ug/Kg		12/24/20 13:02	1
o-Xylene	0.80	U	5.0	0.80	0.27	ug/Kg		12/24/20 13:02	1
m-Xylene & p-Xylene	3.2	U	3.2	3.2	1.0	ug/Kg		12/24/20 13:02	1
2-Chlorotoluene	1.6	U	5.0	1.6	0.51	ug/Kg		12/24/20 13:02	1

Method: 8260B - Volatile Organic Compounds (GC/MS) (Continued)

Lab Sample ID: MB 280-521767/3-A
Matrix: Solid
Analysis Batch: 521845

Client Sample ID: Method Blank
Prep Type: Total/NA
Prep Batch: 521767

Surrogate	MB %Recovery	MB Qualifier	Limits	Prepared	Analyzed	Dil Fac
Toluene-d8 (Surr)	96		85 - 116	12/24/20 10:00	12/24/20 13:02	1
1,2-Dichloroethane-d4 (Surr)	102		71 - 136	12/24/20 10:00	12/24/20 13:02	1
4-Bromofluorobenzene (Surr)	98		79 - 119	12/24/20 10:00	12/24/20 13:02	1
Dibromofluoromethane (Surr)	100		78 - 119	12/24/20 10:00	12/24/20 13:02	1

Lab Sample ID: MB 280-521767/4-A
Matrix: Solid
Analysis Batch: 521845

Client Sample ID: Method Blank
Prep Type: Total/NA
Prep Batch: 521767

Analyte	MB Result	MB Qualifier	LOQ	LOD	DL	Unit	D	Analyzed	Dil Fac
Acetone	3600	U M	3600	3600	1800	ug/Kg		12/24/20 13:24	50
Benzene	20	U	250	20	7.6	ug/Kg		12/24/20 13:24	50
Bromobenzene	80	U	250	80	25	ug/Kg		12/24/20 13:24	50
Bromochloromethane	250	U	250	250	120	ug/Kg		12/24/20 13:24	50
Bromodichloromethane	250	U	250	250	110	ug/Kg		12/24/20 13:24	50
Bromoform	260	U	260	260	130	ug/Kg		12/24/20 13:24	50
Bromomethane	160	U	500	160	68	ug/Kg		12/24/20 13:24	50
2-Butanone (MEK)	640	U	1000	640	190	ug/Kg		12/24/20 13:24	50
n-Butylbenzene	80	U	250	80	28	ug/Kg		12/24/20 13:24	50
sec-Butylbenzene	80	U	250	80	39	ug/Kg		12/24/20 13:24	50
tert-Butylbenzene	80	U	250	80	25	ug/Kg		12/24/20 13:24	50
Carbon disulfide	250	U	250	250	83	ug/Kg		12/24/20 13:24	50
Carbon tetrachloride	250	U	250	250	100	ug/Kg		12/24/20 13:24	50
Chlorobenzene	250	U	250	250	100	ug/Kg		12/24/20 13:24	50
Chloroethane	320	U	500	320	100	ug/Kg		12/24/20 13:24	50
Chloroform	40	U	500	40	15	ug/Kg		12/24/20 13:24	50
Chloromethane	80	U	500	80	39	ug/Kg		12/24/20 13:24	50
4-Chlorotoluene	40	U	250	40	18	ug/Kg		12/24/20 13:24	50
Dibromochloromethane	250	U	250	250	110	ug/Kg		12/24/20 13:24	50
1,2-Dibromo-3-Chloropropane	500	U	500	500	180	ug/Kg		12/24/20 13:24	50
Dichlorodifluoromethane	320	U	500	320	140	ug/Kg		12/24/20 13:24	50
Dibromomethane	40	U	250	40	16	ug/Kg		12/24/20 13:24	50
Ethylene Dibromide	80	U	250	80	26	ug/Kg		12/24/20 13:24	50
1,2-Dichlorobenzene	250	U	250	250	94	ug/Kg		12/24/20 13:24	50
1,3-Dichlorobenzene	80	U	250	80	24	ug/Kg		12/24/20 13:24	50
1,4-Dichlorobenzene	40	U	250	40	12	ug/Kg		12/24/20 13:24	50
1,1-Dichloroethane	40	U	250	40	11	ug/Kg		12/24/20 13:24	50
1,2-Dichloroethane	80	U	250	80	35	ug/Kg		12/24/20 13:24	50
1,1-Dichloroethene	80	U	250	80	30	ug/Kg		12/24/20 13:24	50
1,2-Dichloroethene, Total	80	U	250	80	20	ug/Kg		12/24/20 13:24	50
cis-1,2-Dichloroethene	40	U	250	40	10	ug/Kg		12/24/20 13:24	50
trans-1,2-Dichloroethene	40	U	250	40	20	ug/Kg		12/24/20 13:24	50
1,2-Dichloropropane	80	U M	250	80	28	ug/Kg		12/24/20 13:24	50
1,3-Dichloropropane	20	U	250	20	8.7	ug/Kg		12/24/20 13:24	50
2,2-Dichloropropane	80	U	250	80	22	ug/Kg		12/24/20 13:24	50
1,1-Dichloropropene	20	U	250	20	8.2	ug/Kg		12/24/20 13:24	50
cis-1,3-Dichloropropene	20	U	250	20	5.0	ug/Kg		12/24/20 13:24	50
trans-1,3-Dichloropropene	10	U	250	10	4.2	ug/Kg		12/24/20 13:24	50

Method: 8260B - Volatile Organic Compounds (GC/MS) (Continued)

Lab Sample ID: MB 280-521767/4-A
Matrix: Solid
Analysis Batch: 521845

Client Sample ID: Method Blank
Prep Type: Total/NA
Prep Batch: 521767

Analyte	MB Result	MB Qualifier	LOQ	LOD	DL	Unit	D	Analyzed	Dil Fac
Ethylbenzene	40	U	250	40	15	ug/Kg		12/24/20 13:24	50
2-Hexanone	640	U	1000	640	240	ug/Kg		12/24/20 13:24	50
Hexachlorobutadiene	250	U	250	250	110	ug/Kg		12/24/20 13:24	50
Isopropylbenzene	250	U	250	250	120	ug/Kg		12/24/20 13:24	50
4-Isopropyltoluene	160	U	250	160	57	ug/Kg		12/24/20 13:24	50
Methylene Chloride	160	U	250	160	80	ug/Kg		12/24/20 13:24	50
4-Methyl-2-pentanone (MIBK)	640	U	1000	640	220	ug/Kg		12/24/20 13:24	50
Methyl tert-butyl ether	320	U	1000	320	110	ug/Kg		12/24/20 13:24	50
Naphthalene	340	U	340	340	170	ug/Kg		12/24/20 13:24	50
N-Propylbenzene	80	U	250	80	29	ug/Kg		12/24/20 13:24	50
Styrene	40	U M	250	40	14	ug/Kg		12/24/20 13:24	50
1,1,1,2-Tetrachloroethane	250	U	250	250	110	ug/Kg		12/24/20 13:24	50
1,1,2,2-Tetrachloroethane	40	U	250	40	14	ug/Kg		12/24/20 13:24	50
Tetrachloroethene	250	U	250	250	96	ug/Kg		12/24/20 13:24	50
Toluene	40	U	250	40	11	ug/Kg		12/24/20 13:24	50
1,2,3-Trichlorobenzene	160	U M	250	160	41	ug/Kg		12/24/20 13:24	50
1,1,1-Trichloroethane	250	U	250	250	99	ug/Kg		12/24/20 13:24	50
1,1,2-Trichloroethane	160	U	250	160	44	ug/Kg		12/24/20 13:24	50
Trichloroethene	250	U	250	250	96	ug/Kg		12/24/20 13:24	50
Trichlorofluoromethane	500	U	500	500	160	ug/Kg		12/24/20 13:24	50
1,2,4-Trichlorobenzene	80	U	250	80	37	ug/Kg		12/24/20 13:24	50
1,2,3-Trichloropropane	40	U	250	40	11	ug/Kg		12/24/20 13:24	50
1,2,4-Trimethylbenzene	250	U	250	250	120	ug/Kg		12/24/20 13:24	50
1,3,5-Trimethylbenzene	250	U	250	250	120	ug/Kg		12/24/20 13:24	50
Vinyl chloride	160	U	250	160	67	ug/Kg		12/24/20 13:24	50
o-Xylene	40	U	250	40	13	ug/Kg		12/24/20 13:24	50
m-Xylene & p-Xylene	160	U	160	160	52	ug/Kg		12/24/20 13:24	50
2-Chlorotoluene	80	U	250	80	26	ug/Kg		12/24/20 13:24	50

Surrogate	*MB %Recovery*	*MB Qualifier*	*Limits*	*Prepared*	*Analyzed*	*Dil Fac*
Toluene-d8 (Surr)	*97*		*85 - 116*	*12/24/20 10:00*	*12/24/20 13:24*	*50*
1,2-Dichloroethane-d4 (Surr)	*98*		*71 - 136*	*12/24/20 10:00*	*12/24/20 13:24*	*50*
4-Bromofluorobenzene (Surr)	*99*		*79 - 119*	*12/24/20 10:00*	*12/24/20 13:24*	*50*
Dibromofluoromethane (Surr)	*100*		*78 - 119*	*12/24/20 10:00*	*12/24/20 13:24*	*50*

Lab Sample ID: LCS 280-521767/1-A
Matrix: Solid
Analysis Batch: 521845

Client Sample ID: Lab Control Sample
Prep Type: Total/NA
Prep Batch: 521767

Analyte	Spike Added	LCS Result	LCS Qualifier	Unit	D	%Rec	%Rec. Limits
Acetone	200	249		ug/Kg		125	36 - 164
Benzene	50.0	44.9		ug/Kg		90	77 - 121
Bromobenzene	50.0	42.4		ug/Kg		85	78 - 121
Bromochloromethane	50.0	45.8		ug/Kg		92	78 - 125
Bromodichloromethane	50.0	45.3		ug/Kg		91	75 - 127
Bromoform	50.0	41.3		ug/Kg		83	67 - 132
Bromomethane	50.0	44.9		ug/Kg		90	53 - 143
2-Butanone (MEK)	200	181		ug/Kg		90	51 - 148

Method: 8260B - Volatile Organic Compounds (GC/MS) (Continued)

Lab Sample ID: LCS 280-521767/1-A
Matrix: Solid
Analysis Batch: 521845

Client Sample ID: Lab Control Sample
Prep Type: Total/NA
Prep Batch: 521767

Analyte	Spike Added	LCS Result	LCS Qualifier	Unit	D	%Rec	%Rec. Limits
n-Butylbenzene	50.0	42.0		ug/Kg		84	70 - 128
sec-Butylbenzene	50.0	42.7		ug/Kg		85	73 - 126
tert-Butylbenzene	50.0	42.5		ug/Kg		85	73 - 125
Carbon disulfide	50.0	43.2		ug/Kg		86	63 - 132
Carbon tetrachloride	50.0	45.0		ug/Kg		90	70 - 135
Chlorobenzene	50.0	42.0		ug/Kg		84	79 - 120
Chloroethane	50.0	48.5		ug/Kg		97	59 - 139
Chloroform	50.0	43.8		ug/Kg		88	78 - 123
Chloromethane	50.0	34.8		ug/Kg		70	50 - 136
4-Chlorotoluene	50.0	42.4		ug/Kg		85	72 - 124
Dibromochloromethane	50.0	41.3		ug/Kg		83	74 - 126
1,2-Dibromo-3-Chloropropane	50.0	38.4		ug/Kg		77	61 - 132
Dichlorodifluoromethane	50.0	28.8		ug/Kg		58	29 - 149
Dibromomethane	50.0	44.9		ug/Kg		90	78 - 125
Ethylene Dibromide	50.0	41.9		ug/Kg		84	78 - 122
1,2-Dichlorobenzene	50.0	41.1		ug/Kg		82	78 - 121
1,3-Dichlorobenzene	50.0	41.8		ug/Kg		84	77 - 121
1,4-Dichlorobenzene	50.0	40.9		ug/Kg		82	75 - 120
1,1-Dichloroethane	50.0	45.9		ug/Kg		92	76 - 125
1,2-Dichloroethane	50.0	43.2		ug/Kg		86	73 - 128
1,1-Dichloroethene	50.0	46.4		ug/Kg		93	70 - 131
cis-1,2-Dichloroethene	50.0	46.8		ug/Kg		94	77 - 123
trans-1,2-Dichloroethene	50.0	46.3		ug/Kg		93	74 - 125
1,2-Dichloropropane	50.0	41.7		ug/Kg		83	76 - 123
1,3-Dichloropropane	50.0	43.6		ug/Kg		87	77 - 121
2,2-Dichloropropane	50.0	49.4		ug/Kg		99	67 - 133
1,1-Dichloropropene	50.0	45.4		ug/Kg		91	76 - 125
cis-1,3-Dichloropropene	50.0	44.6		ug/Kg		89	74 - 126
trans-1,3-Dichloropropene	50.0	44.9		ug/Kg		90	71 - 130
Ethylbenzene	50.0	43.2		ug/Kg		86	76 - 122
2-Hexanone	200	177		ug/Kg		89	53 - 145
Hexachlorobutadiene	50.0	42.2		ug/Kg		84	61 - 135
Isopropylbenzene	50.0	42.1		ug/Kg		84	68 - 134
4-Isopropyltoluene	50.0	41.9		ug/Kg		84	73 - 127
Methylene Chloride	50.0	44.5		ug/Kg		89	70 - 128
4-Methyl-2-pentanone (MIBK)	200	197		ug/Kg		99	65 - 135
Methyl tert-butyl ether	50.0	46.6		ug/Kg		93	73 - 125
Naphthalene	50.0	41.8		ug/Kg		84	62 - 129
N-Propylbenzene	50.0	43.8		ug/Kg		88	73 - 125
Styrene	50.0	43.9		ug/Kg		88	76 - 124
1,1,1,2-Tetrachloroethane	50.0	44.9		ug/Kg		90	78 - 125
1,1,2,2-Tetrachloroethane	50.0	39.9		ug/Kg		80	70 - 124
Tetrachloroethene	50.0	43.2		ug/Kg		86	73 - 128
Toluene	50.0	43.8		ug/Kg		88	77 - 121
1,2,3-Trichlorobenzene	50.0	42.2		ug/Kg		84	66 - 130
1,1,1-Trichloroethane	50.0	47.0		ug/Kg		94	73 - 130
1,1,2-Trichloroethane	50.0	46.1		ug/Kg		92	78 - 121
Trichloroethene	50.0	42.3		ug/Kg		85	77 - 123
Trichlorofluoromethane	50.0	43.3		ug/Kg		87	62 - 140

Method: 8260B - Volatile Organic Compounds (GC/MS) (Continued)

Lab Sample ID: LCS 280-521767/1-A
Matrix: Solid
Analysis Batch: 521845

Client Sample ID: Lab Control Sample
Prep Type: Total/NA
Prep Batch: 521767

Analyte	Spike Added	LCS Result	LCS Qualifier	Unit	D	%Rec	%Rec. Limits
1,2,4-Trichlorobenzene	50.0	42.1		ug/Kg		84	67 - 129
1,2,3-Trichloropropane	50.0	41.2		ug/Kg		82	73 - 125
1,2,4-Trimethylbenzene	50.0	42.2		ug/Kg		84	75 - 123
1,3,5-Trimethylbenzene	50.0	42.2		ug/Kg		84	73 - 124
Vinyl chloride	50.0	43.6		ug/Kg		87	56 - 135
o-Xylene	50.0	42.2		ug/Kg		84	77 - 123
m-Xylene & p-Xylene	50.0	42.2		ug/Kg		84	77 - 124
2-Chlorotoluene	50.0	41.6		ug/Kg		83	75 - 122

Surrogate	*LCS %Recovery*	*LCS Qualifier*	*Limits*
Toluene-d8 (Surr)	*95*		*85 - 116*
1,2-Dichloroethane-d4 (Surr)	*109*		*71 - 136*
4-Bromofluorobenzene (Surr)	*97*		*79 - 119*
Dibromofluoromethane (Surr)	*101*		*78 - 119*

Lab Sample ID: LCSD 280-521767/2-A
Matrix: Solid
Analysis Batch: 521845

Client Sample ID: Lab Control Sample Dup
Prep Type: Total/NA
Prep Batch: 521767

Analyte	Spike Added	LCSD Result	LCSD Qualifier	Unit	D	%Rec	%Rec. Limits	RPD	RPD Limit
Acetone	200	260		ug/Kg		130	36 - 164	4	20
Benzene	50.0	49.1		ug/Kg		98	77 - 121	9	20
Bromobenzene	50.0	47.5		ug/Kg		95	78 - 121	11	20
Bromochloromethane	50.0	50.5		ug/Kg		101	78 - 125	10	20
Bromodichloromethane	50.0	49.8		ug/Kg		100	75 - 127	10	20
Bromoform	50.0	45.8		ug/Kg		92	67 - 132	10	20
Bromomethane	50.0	48.6		ug/Kg		97	53 - 143	8	20
2-Butanone (MEK)	200	193		ug/Kg		97	51 - 148	7	20
n-Butylbenzene	50.0	47.2		ug/Kg		94	70 - 128	12	20
sec-Butylbenzene	50.0	47.6		ug/Kg		95	73 - 126	11	20
tert-Butylbenzene	50.0	47.3		ug/Kg		95	73 - 125	11	20
Carbon disulfide	50.0	47.2		ug/Kg		94	63 - 132	9	20
Carbon tetrachloride	50.0	48.9		ug/Kg		98	70 - 135	8	20
Chlorobenzene	50.0	46.6		ug/Kg		93	79 - 120	10	20
Chloroethane	50.0	51.9		ug/Kg		104	59 - 139	7	20
Chloroform	50.0	48.2		ug/Kg		96	78 - 123	10	20
Chloromethane	50.0	37.4		ug/Kg		75	50 - 136	7	20
4-Chlorotoluene	50.0	46.1		ug/Kg		92	72 - 124	8	20
Dibromochloromethane	50.0	46.6		ug/Kg		93	74 - 126	12	20
1,2-Dibromo-3-Chloropropane	50.0	43.7		ug/Kg		87	61 - 132	13	20
Dichlorodifluoromethane	50.0	31.4		ug/Kg		63	29 - 149	9	20
Dibromomethane	50.0	49.4		ug/Kg		99	78 - 125	10	20
Ethylene Dibromide	50.0	46.0		ug/Kg		92	78 - 122	9	20
1,2-Dichlorobenzene	50.0	46.0		ug/Kg		92	78 - 121	11	20
1,3-Dichlorobenzene	50.0	46.5		ug/Kg		93	77 - 121	11	20
1,4-Dichlorobenzene	50.0	45.9		ug/Kg		92	75 - 120	11	20
1,1-Dichloroethane	50.0	49.9		ug/Kg		100	76 - 125	8	20
1,2-Dichloroethane	50.0	47.9		ug/Kg		96	73 - 128	10	20

Method: 8260B - Volatile Organic Compounds (GC/MS) (Continued)

Lab Sample ID: LCSD 280-521767/2-A
Matrix: Solid
Analysis Batch: 521845

Client Sample ID: Lab Control Sample Dup
Prep Type: Total/NA
Prep Batch: 521767

Analyte	Spike Added	LCSD Result	LCSD Qualifier	Unit	D	%Rec	%Rec. Limits	RPD	RPD Limit
1,1-Dichloroethene	50.0	49.7		ug/Kg		99	70 - 131	7	20
cis-1,2-Dichloroethene	50.0	51.3		ug/Kg		103	77 - 123	9	20
trans-1,2-Dichloroethene	50.0	49.7		ug/Kg		99	74 - 125	7	20
1,2-Dichloropropane	50.0	46.5		ug/Kg		93	76 - 123	11	20
1,3-Dichloropropane	50.0	48.3		ug/Kg		97	77 - 121	10	20
2,2-Dichloropropane	50.0	53.2		ug/Kg		106	67 - 133	7	20
1,1-Dichloropropene	50.0	49.3		ug/Kg		99	76 - 125	8	20
cis-1,3-Dichloropropene	50.0	49.4		ug/Kg		99	74 - 126	10	20
trans-1,3-Dichloropropene	50.0	50.1		ug/Kg		100	71 - 130	11	20
Ethylbenzene	50.0	47.3		ug/Kg		95	76 - 122	9	20
2-Hexanone	200	191		ug/Kg		96	53 - 145	8	20
Hexachlorobutadiene	50.0	48.1		ug/Kg		96	61 - 135	13	20
Isopropylbenzene	50.0	46.6		ug/Kg		93	68 - 134	10	20
4-Isopropyltoluene	50.0	46.6		ug/Kg		93	73 - 127	11	20
Methylene Chloride	50.0	48.0		ug/Kg		96	70 - 128	8	20
4-Methyl-2-pentanone (MIBK)	200	212		ug/Kg		106	65 - 135	7	20
Methyl tert-butyl ether	50.0	52.1		ug/Kg		104	73 - 125	11	20
Naphthalene	50.0	47.6		ug/Kg		95	62 - 129	13	20
N-Propylbenzene	50.0	48.5		ug/Kg		97	73 - 125	10	20
Styrene	50.0	48.6		ug/Kg		97	76 - 124	10	20
1,1,1,2-Tetrachloroethane	50.0	49.0		ug/Kg		98	78 - 125	9	20
1,1,2,2-Tetrachloroethane	50.0	44.6		ug/Kg		89	70 - 124	11	20
Tetrachloroethene	50.0	47.4		ug/Kg		95	73 - 128	9	20
Toluene	50.0	47.7		ug/Kg		95	77 - 121	9	20
1,2,3-Trichlorobenzene	50.0	48.2		ug/Kg		96	66 - 130	13	20
1,1,1-Trichloroethane	50.0	51.5		ug/Kg		103	73 - 130	9	20
1,1,2-Trichloroethane	50.0	49.8		ug/Kg		100	78 - 121	8	20
Trichloroethene	50.0	45.5		ug/Kg		91	77 - 123	7	20
Trichlorofluoromethane	50.0	47.1		ug/Kg		94	62 - 140	8	20
1,2,4-Trichlorobenzene	50.0	46.7		ug/Kg		93	67 - 129	10	20
1,2,3-Trichloropropane	50.0	47.5		ug/Kg		95	73 - 125	14	20
1,2,4-Trimethylbenzene	50.0	47.2		ug/Kg		94	75 - 123	11	20
1,3,5-Trimethylbenzene	50.0	47.0		ug/Kg		94	73 - 124	11	20
Vinyl chloride	50.0	46.8		ug/Kg		94	56 - 135	7	20
o-Xylene	50.0	46.3		ug/Kg		93	77 - 123	9	20
m-Xylene & p-Xylene	50.0	45.2		ug/Kg		90	77 - 124	7	20
2-Chlorotoluene	50.0	46.1		ug/Kg		92	75 - 122	10	20

Surrogate	*LCSD %Recovery*	*LCSD Qualifier*	*Limits*
Toluene-d8 (Surr)	*95*		*85 - 116*
1,2-Dichloroethane-d4 (Surr)	*100*		*71 - 136*
4-Bromofluorobenzene (Surr)	*100*		*79 - 119*
Dibromofluoromethane (Surr)	*102*		*78 - 119*

Method: 8015D GRO - Gasoline Range Organics (GRO)

Lab Sample ID: MB 280-520604/1-A — **Client Sample ID: Method Blank**
Matrix: Solid — **Prep Type: Total/NA**
Analysis Batch: 521346 — **Prep Batch: 520604**

Analyte	MB Result	MB Qualifier	LOQ	LOD	DL	Unit	D	Analyzed	Dil Fac
Gasoline Range Organics (GRO)-C6-C10	2.0	U	2.0	2.0	0.76	mg/Kg		12/22/20 04:48	1

Surrogate	*MB %Recovery*	*MB Qualifier*	*Limits*	*Prepared*	*Analyzed*	*Dil Fac*
a,a,a-Trifluorotoluene (Surr)	*88*		*77 - 123*	*12/15/20 21:22*	*12/22/20 04:48*	*1*

Lab Sample ID: LCS 280-520604/3-A — **Client Sample ID: Lab Control Sample**
Matrix: Solid — **Prep Type: Total/NA**
Analysis Batch: 521346 — **Prep Batch: 520604**

Analyte	Spike Added	LCS Result	LCS Qualifier	Unit	D	%Rec	%Rec. Limits
Gasoline Range Organics (GRO)-C6-C10	4.27	3.81		mg/Kg		89	79 - 122

Surrogate	*LCS %Recovery*	*LCS Qualifier*	*Limits*
a,a,a-Trifluorotoluene (Surr)	*89*		*77 - 123*

Lab Sample ID: LCSD 280-520604/5-A — **Client Sample ID: Lab Control Sample Dup**
Matrix: Solid — **Prep Type: Total/NA**
Analysis Batch: 521346 — **Prep Batch: 520604**

Analyte	Spike Added	LCSD Result	LCSD Qualifier	Unit	D	%Rec	%Rec. Limits	RPD	RPD Limit
Gasoline Range Organics (GRO)-C6-C10	4.27	3.87		mg/Kg		91	79 - 122	2	30

Surrogate	*LCSD %Recovery*	*LCSD Qualifier*	*Limits*
a,a,a-Trifluorotoluene (Surr)	*89*		*77 - 123*

Lab Sample ID: 280-143774-32 MS — **Client Sample ID: P-S10A-141220-500**
Matrix: Solid — **Prep Type: Total/NA**
Analysis Batch: 521346 — **Prep Batch: 520604**

Analyte	Sample Result	Sample Qualifier	Spike Added	MS Result	MS Qualifier	Unit	D	%Rec	%Rec. Limits
Gasoline Range Organics (GRO)-C6-C10	1.7	J1	4.46	3.76	J1	mg/Kg	☼	46	79 - 122

Surrogate	*MS %Recovery*	*MS Qualifier*	*Limits*
a,a,a-Trifluorotoluene (Surr)	*89*		*77 - 123*

Lab Sample ID: 280-143774-32 MSD — **Client Sample ID: P-S10A-141220-500**
Matrix: Solid — **Prep Type: Total/NA**
Analysis Batch: 521346 — **Prep Batch: 520604**

Analyte	Sample Result	Sample Qualifier	Spike Added	MSD Result	MSD Qualifier	Unit	D	%Rec	%Rec. Limits	RPD	RPD Limit
Gasoline Range Organics (GRO)-C6-C10	1.7	J1	4.70	3.96	J1	mg/Kg	☼	48	79 - 122	5	30

Surrogate	*MSD %Recovery*	*MSD Qualifier*	*Limits*
a,a,a-Trifluorotoluene (Surr)	*88*		*77 - 123*

Method: 8015D GRO - Gasoline Range Organics (GRO)

Lab Sample ID: MB 280-520864/3-A
Matrix: Solid
Analysis Batch: 520887

Client Sample ID: Method Blank
Prep Type: Total/NA
Prep Batch: 520864

Analyte	MB Result	MB Qualifier	LOQ	LOD	DL	Unit	D	Analyzed	Dil Fac
Gasoline Range Organics (GRO)-C6-C10	2.0	U	2.0	2.0	0.76	mg/Kg		12/17/20 21:06	1

Surrogate	*MB %Recovery*	*MB Qualifier*	*Limits*	*Prepared*	*Analyzed*	*Dil Fac*
a,a,a-Trifluorotoluene (Surr)	*93*		*77 - 123*	*12/17/20 14:19*	*12/17/20 21:06*	*1*

Lab Sample ID: LCS 280-520864/1-A
Matrix: Solid
Analysis Batch: 520887

Client Sample ID: Lab Control Sample
Prep Type: Total/NA
Prep Batch: 520864

Analyte	Spike Added	LCS Result	LCS Qualifier	Unit	D	%Rec	%Rec. Limits
Gasoline Range Organics (GRO)-C6-C10	8.54	7.66		mg/Kg		90	79 - 122

Surrogate	*LCS %Recovery*	*LCS Qualifier*	*Limits*
a,a,a-Trifluorotoluene (Surr)	*96*		*77 - 123*

Lab Sample ID: LCSD 280-520864/2-A
Matrix: Solid
Analysis Batch: 520887

Client Sample ID: Lab Control Sample Dup
Prep Type: Total/NA
Prep Batch: 520864

Analyte	Spike Added	LCSD Result	LCSD Qualifier	Unit	D	%Rec	%Rec. Limits	RPD	RPD Limit
Gasoline Range Organics (GRO)-C6-C10	8.54	7.27		mg/Kg		85	79 - 122	5	30

Surrogate	*LCSD %Recovery*	*LCSD Qualifier*	*Limits*
a,a,a-Trifluorotoluene (Surr)	*96*		*77 - 123*

Lab Sample ID: MB 280-520915/3-A
Matrix: Solid
Analysis Batch: 520928

Client Sample ID: Method Blank
Prep Type: Total/NA
Prep Batch: 520915

Analyte	MB Result	MB Qualifier	LOQ	LOD	DL	Unit	D	Analyzed	Dil Fac
Gasoline Range Organics (GRO)-C6-C10	2.0	U	2.0	2.0	0.76	mg/Kg		12/18/20 09:42	1

Surrogate	*MB %Recovery*	*MB Qualifier*	*Limits*	*Prepared*	*Analyzed*	*Dil Fac*
a,a,a-Trifluorotoluene (Surr)	*93*		*77 - 123*	*12/17/20 20:26*	*12/18/20 09:42*	*1*

Lab Sample ID: LCS 280-520915/1-A
Matrix: Solid
Analysis Batch: 520928

Client Sample ID: Lab Control Sample
Prep Type: Total/NA
Prep Batch: 520915

Analyte	Spike Added	LCS Result	LCS Qualifier	Unit	D	%Rec	%Rec. Limits
Gasoline Range Organics (GRO)-C6-C10	8.54	7.16		mg/Kg		84	79 - 122

Surrogate	*LCS %Recovery*	*LCS Qualifier*	*Limits*
a,a,a-Trifluorotoluene (Surr)	*94*		*77 - 123*

Method: 8015D GRO - Gasoline Range Organics (GRO) (Continued)

Lab Sample ID: LCSD 280-520915/2-A — **Client Sample ID: Lab Control Sample Dup**
Matrix: Solid — **Prep Type: Total/NA**
Analysis Batch: 520928 — **Prep Batch: 520915**

Analyte			Spike Added	LCSD Result	LCSD Qualifier	Unit	D	%Rec	%Rec. Limits	RPD	RPD Limit
Gasoline Range Organics (GRO)-C6-C10			8.54	7.05		mg/Kg		83	79 - 122	2	30

Surrogate	*LCSD %Recovery*	*LCSD Qualifier*	*Limits*
a,a,a-Trifluorotoluene (Surr)	*94*		*77 - 123*

Lab Sample ID: MB 280-521066/5 — **Client Sample ID: Method Blank**
Matrix: Water — **Prep Type: Total/NA**
Analysis Batch: 521066

Analyte	MB Result	MB Qualifier	LOQ	LOD	DL	Unit	D	Analyzed	Dil Fac
Gasoline Range Organics (GRO)-C6-C10	25	U	25	25	10	ug/L		12/19/20 11:40	1

Surrogate	*MB %Recovery*	*MB Qualifier*	*Limits*	*Prepared*	*Analyzed*	*Dil Fac*
a,a,a-Trifluorotoluene	*90*		*82 - 110*		*12/19/20 11:40*	*1*

Lab Sample ID: LCS 280-521066/3 — **Client Sample ID: Lab Control Sample**
Matrix: Water — **Prep Type: Total/NA**
Analysis Batch: 521066

Analyte			Spike Added	LCS Result	LCS Qualifier	Unit	D	%Rec	%Rec. Limits		
Gasoline Range Organics (GRO)-C6-C10			76.9	73.5		ug/L		96	78 - 122		

Surrogate	*LCS %Recovery*	*LCS Qualifier*	*Limits*
a,a,a-Trifluorotoluene	*91*		*82 - 110*

Lab Sample ID: LCSD 280-521066/4 — **Client Sample ID: Lab Control Sample Dup**
Matrix: Water — **Prep Type: Total/NA**
Analysis Batch: 521066

Analyte			Spike Added	LCSD Result	LCSD Qualifier	Unit	D	%Rec	%Rec. Limits	RPD	RPD Limit
Gasoline Range Organics (GRO)-C6-C10			76.9	72.9		ug/L		95	78 - 122	1	30

Surrogate	*LCSD %Recovery*	*LCSD Qualifier*	*Limits*
a,a,a-Trifluorotoluene	*92*		*82 - 110*

Method: 8015D DRO - Diesel Range Organics (DRO) (GC)

Lab Sample ID: MB 280-521299/1-A — **Client Sample ID: Method Blank**
Matrix: Solid — **Prep Type: Total/NA**
Analysis Batch: 523040 — **Prep Batch: 521299**

Analyte	MB Result	MB Qualifier	LOQ	LOD	DL	Unit	D	Analyzed	Dil Fac
Diesel Range Organics [C10-C28]	8.0	U	8.0	8.0	3.6	mg/Kg		01/10/21 12:18	1
Motor Oil (C20-C38)	23	U	24	23	7.8	mg/Kg		01/10/21 12:18	1

Method: 8015D DRO - Diesel Range Organics (DRO) (GC) (Continued)

Lab Sample ID: MB 280-521299/1-A — **Client Sample ID: Method Blank**
Matrix: Solid — **Prep Type: Total/NA**
Analysis Batch: 523040 — **Prep Batch: 521299**

Surrogate	MB %Recovery	MB Qualifier	Limits	Prepared	Analyzed	Dil Fac
o-Terphenyl (Surr)	67		45 - 130	12/22/20 09:39	01/10/21 12:18	1
n-Octacosane	87		25 - 162	12/22/20 09:39	01/10/21 12:18	1

Lab Sample ID: LCS 280-521299/2-A — **Client Sample ID: Lab Control Sample**
Matrix: Solid — **Prep Type: Total/NA**
Analysis Batch: 523040 — **Prep Batch: 521299**

Analyte	Spike Added	LCS Result	LCS Qualifier	Unit	D	%Rec	%Rec. Limits
Diesel Range Organics [C10-C28]	132	102	M	mg/Kg		77	38 - 132

Surrogate	LCS %Recovery	LCS Qualifier	Limits
o-Terphenyl (Surr)	80	M	45 - 130
n-Octacosane	85		25 - 162

Lab Sample ID: LCS 280-521299/3-A — **Client Sample ID: Lab Control Sample**
Matrix: Solid — **Prep Type: Total/NA**
Analysis Batch: 523040 — **Prep Batch: 521299**

Analyte	Spike Added	LCS Result	LCS Qualifier	Unit	D	%Rec	%Rec. Limits
Motor Oil (C20-C38)	334	328		mg/Kg		98	39 - 106

Surrogate	LCS %Recovery	LCS Qualifier	Limits
o-Terphenyl (Surr)	84		45 - 130
n-Octacosane	113		25 - 162

Lab Sample ID: 280-143774-32 MS — **Client Sample ID: P-S10A-141220-500**
Matrix: Solid — **Prep Type: Total/NA**
Analysis Batch: 523040 — **Prep Batch: 521299**

Analyte	Sample Result	Sample Qualifier	Spike Added	MS Result	MS Qualifier	Unit	D	%Rec	%Rec. Limits
Diesel Range Organics [C10-C28]	8.4	U	136	85.9	M	mg/Kg	☼	63	38 - 132

Surrogate	MS %Recovery	MS Qualifier	Limits
o-Terphenyl (Surr)	74	M	45 - 130
n-Octacosane	82		25 - 162

Lab Sample ID: 280-143774-32 MS — **Client Sample ID: P-S10A-141220-500**
Matrix: Solid — **Prep Type: Total/NA**
Analysis Batch: 523040 — **Prep Batch: 521299**

Analyte	Sample Result	Sample Qualifier	Spike Added	MS Result	MS Qualifier	Unit	D	%Rec	%Rec. Limits
Motor Oil (C20-C38)	25	U	349	303		mg/Kg	☼	87	45 - 130

Surrogate	MS %Recovery	MS Qualifier	Limits
o-Terphenyl (Surr)	75		45 - 130
n-Octacosane	103		25 - 162

Method: 8015D DRO - Diesel Range Organics (DRO) (GC)

Lab Sample ID: 280-143774-32 MSD — **Client Sample ID: P-S10A-141220-500**
Matrix: Solid — **Prep Type: Total/NA**
Analysis Batch: 523040 — **Prep Batch: 521299**

Analyte	Sample Result	Sample Qualifier	Spike Added	MSD Result	MSD Qualifier	Unit	D	%Rec	%Rec. Limits	RPD	RPD Limit
Diesel Range Organics [C10-C28]	8.4	U	148	108	M	mg/Kg	☼	73	38 - 132	23	30

Surrogate	*MSD %Recovery*	*MSD Qualifier*	*Limits*
o-Terphenyl (Surr)	*79*	*M*	*45 - 130*
n-Octacosane	*86*		*25 - 162*

Lab Sample ID: 280-143774-32 MSD — **Client Sample ID: P-S10A-141220-500**
Matrix: Solid — **Prep Type: Total/NA**
Analysis Batch: 523040 — **Prep Batch: 521299**

Analyte	Sample Result	Sample Qualifier	Spike Added	MSD Result	MSD Qualifier	Unit	D	%Rec	%Rec. Limits	RPD	RPD Limit
Motor Oil (C20-C38)	25	U	390	331		mg/Kg	☼	85	45 - 130	9	30

Surrogate	*MSD %Recovery*	*MSD Qualifier*	*Limits*
o-Terphenyl (Surr)	*65*		*45 - 130*
n-Octacosane	*100*		*25 - 162*

Method: Moisture - Percent Moisture

Lab Sample ID: 280-143774-1 DU — **Client Sample ID: V-S10A-121220-400**
Matrix: Solid — **Prep Type: Total/NA**
Analysis Batch: 520624

Analyte	Sample Result	Sample Qualifier		DU Result	DU Qualifier	Unit	D			RPD	RPD Limit
Percent Moisture	3.9			4.0		%				3	20

Lab Sample ID: 280-143774-23 DU — **Client Sample ID: P-S10A-141220-510**
Matrix: Solid — **Prep Type: Total/NA**
Analysis Batch: 520624

Analyte	Sample Result	Sample Qualifier		DU Result	DU Qualifier	Unit	D			RPD	RPD Limit
Percent Moisture	13.6			13.9		%				2	20

GC/MS VOA

Prep Batch: 520616

Lab Sample ID	Client Sample ID	Prep Type	Matrix	Method	Prep Batch
280-143774-20	V-S10A-141220-490	Total/NA	Solid	5035	
280-143774-20 - DL	V-S10A-141220-490	Total/NA	Solid	5035	
280-143774-22	V-S10A-141220-510	Total/NA	Solid	5035	
280-143774-24	V-S10A-141220-517	Total/NA	Solid	5035	
280-143774-26	V-S10A-141225-517	Total/NA	Solid	5035	
280-143774-29	V-S10A-141220-470	Total/NA	Solid	5035	
280-143774-29 - DL	V-S10A-141220-470	Total/NA	Solid	5035	
280-143774-31	V-S10A-141220-500	Total/NA	Solid	5035	
280-143774-33	V-S10A-141220-480	Total/NA	Solid	5035	
280-143774-33 - DL	V-S10A-141220-480	Total/NA	Solid	5035	
MB 280-520616/1-A	Method Blank	Total/NA	Solid	5035	
LCS 280-520616/3-A	Lab Control Sample	Total/NA	Solid	5035	
LCSD 280-520616/5-A	Lab Control Sample Dup	Total/NA	Solid	5035	
280-143774-31 MS	V-S10A-141220-500	Total/NA	Solid	5035	
280-143774-31 MSD	V-S10A-141220-500	Total/NA	Solid	5035	

Prep Batch: 520861

Lab Sample ID	Client Sample ID	Prep Type	Matrix	Method	Prep Batch
280-143774-3	V-S10A-121220-410	Total/NA	Solid	5035	
280-143774-5	V-S10A-121220-415	Total/NA	Solid	5035	
280-143774-7	V-S10A-121220-420	Total/NA	Solid	5035	
280-143774-10	V-S10A-131220-433	Total/NA	Solid	5035	
280-143774-12	V-S10A-131220-440	Total/NA	Solid	5035	
280-143774-14	V-S10A-131220-450	Total/NA	Solid	5035	
280-143774-16	V-S10A-131220-460	Total/NA	Solid	5035	
MB 280-520861/3-A	Method Blank	Total/NA	Solid	5035	
LCS 280-520861/1-A	Lab Control Sample	Total/NA	Solid	5035	
LCSD 280-520861/2-A	Lab Control Sample Dup	Total/NA	Solid	5035	

Analysis Batch: 520869

Lab Sample ID	Client Sample ID	Prep Type	Matrix	Method	Prep Batch
280-143774-3	V-S10A-121220-410	Total/NA	Solid	8260B	520861
280-143774-5	V-S10A-121220-415	Total/NA	Solid	8260B	520861
280-143774-7	V-S10A-121220-420	Total/NA	Solid	8260B	520861
280-143774-10	V-S10A-131220-433	Total/NA	Solid	8260B	520861
280-143774-12	V-S10A-131220-440	Total/NA	Solid	8260B	520861
280-143774-14	V-S10A-131220-450	Total/NA	Solid	8260B	520861
280-143774-16	V-S10A-131220-460	Total/NA	Solid	8260B	520861
MB 280-520861/3-A	Method Blank	Total/NA	Solid	8260B	520861
LCS 280-520861/1-A	Lab Control Sample	Total/NA	Solid	8260B	520861
LCSD 280-520861/2-A	Lab Control Sample Dup	Total/NA	Solid	8260B	520861

Analysis Batch: 520870

Lab Sample ID	Client Sample ID	Prep Type	Matrix	Method	Prep Batch
280-143774-20	V-S10A-141220-490	Total/NA	Solid	8260B	520616
280-143774-22	V-S10A-141220-510	Total/NA	Solid	8260B	520616
280-143774-24	V-S10A-141220-517	Total/NA	Solid	8260B	520616
280-143774-26	V-S10A-141225-517	Total/NA	Solid	8260B	520616
280-143774-29	V-S10A-141220-470	Total/NA	Solid	8260B	520616
280-143774-31	V-S10A-141220-500	Total/NA	Solid	8260B	520616
280-143774-33	V-S10A-141220-480	Total/NA	Solid	8260B	520616

GC/MS VOA (Continued)

Analysis Batch: 520870 (Continued)

Lab Sample ID	Client Sample ID	Prep Type	Matrix	Method	Prep Batch
MB 280-520616/1-A	Method Blank	Total/NA	Solid	8260B	520616
LCS 280-520616/3-A	Lab Control Sample	Total/NA	Solid	8260B	520616
LCSD 280-520616/5-A	Lab Control Sample Dup	Total/NA	Solid	8260B	520616
280-143774-31 MS	V-S10A-141220-500	Total/NA	Solid	8260B	520616
280-143774-31 MSD	V-S10A-141220-500	Total/NA	Solid	8260B	520616

Analysis Batch: 521483

Lab Sample ID	Client Sample ID	Prep Type	Matrix	Method	Prep Batch
280-143774-9	TB-S10A-141220-01	Total/NA	Water	8260B	
280-143774-18	TB-S10A-141220-02	Total/NA	Water	8260B	
280-143774-19	TB-S10A-141220-03	Total/NA	Water	8260B	
280-143774-28	TB-S10A-141220-04	Total/NA	Water	8260B	
MB 280-521483/8	Method Blank	Total/NA	Water	8260B	
LCS 280-521483/4	Lab Control Sample	Total/NA	Water	8260B	
LCSD 280-521483/5	Lab Control Sample Dup	Total/NA	Water	8260B	

Prep Batch: 521767

Lab Sample ID	Client Sample ID	Prep Type	Matrix	Method	Prep Batch
280-143774-1	V-S10A-121220-400	Total/NA	Solid	5035	
280-143774-7 - DL	V-S10A-121220-420	Total/NA	Solid	5035	
280-143774-12 - DL	V-S10A-131220-440	Total/NA	Solid	5035	
280-143774-16 - DL	V-S10A-131220-460	Total/NA	Solid	5035	
MB 280-521767/3-A	Method Blank	Total/NA	Solid	5035	
MB 280-521767/4-A	Method Blank	Total/NA	Solid	5035	
LCS 280-521767/1-A	Lab Control Sample	Total/NA	Solid	5035	
LCSD 280-521767/2-A	Lab Control Sample Dup	Total/NA	Solid	5035	

Analysis Batch: 521845

Lab Sample ID	Client Sample ID	Prep Type	Matrix	Method	Prep Batch
280-143774-1	V-S10A-121220-400	Total/NA	Solid	8260B	521767
280-143774-7 - DL	V-S10A-121220-420	Total/NA	Solid	8260B	521767
280-143774-12 - DL	V-S10A-131220-440	Total/NA	Solid	8260B	521767
280-143774-16 - DL	V-S10A-131220-460	Total/NA	Solid	8260B	521767
MB 280-521767/3-A	Method Blank	Total/NA	Solid	8260B	521767
MB 280-521767/4-A	Method Blank	Total/NA	Solid	8260B	521767
LCS 280-521767/1-A	Lab Control Sample	Total/NA	Solid	8260B	521767
LCSD 280-521767/2-A	Lab Control Sample Dup	Total/NA	Solid	8260B	521767

Analysis Batch: 521847

Lab Sample ID	Client Sample ID	Prep Type	Matrix	Method	Prep Batch
280-143774-20 - DL	V-S10A-141220-490	Total/NA	Solid	8260B	520616
280-143774-29 - DL	V-S10A-141220-470	Total/NA	Solid	8260B	520616
280-143774-33 - DL	V-S10A-141220-480	Total/NA	Solid	8260B	520616

GC VOA

Prep Batch: 520604

Lab Sample ID	Client Sample ID	Prep Type	Matrix	Method	Prep Batch
280-143774-21	P-S10A-141220-490	Total/NA	Solid	5035	
280-143774-23	P-S10A-141220-510	Total/NA	Solid	5035	
280-143774-25	P-S10A-141220-517	Total/NA	Solid	5035	

GC VOA (Continued)

Prep Batch: 520604 (Continued)

Lab Sample ID	Client Sample ID	Prep Type	Matrix	Method	Prep Batch
280-143774-27	P-S10A-141225-517	Total/NA	Solid	5035	
280-143774-30	P-S10A-141220-470	Total/NA	Solid	5035	
280-143774-32	P-S10A-141220-500	Total/NA	Solid	5035	
280-143774-34	P-S10A-141220-480	Total/NA	Solid	5035	
MB 280-520604/1-A	Method Blank	Total/NA	Solid	5035	
LCS 280-520604/3-A	Lab Control Sample	Total/NA	Solid	5035	
LCSD 280-520604/5-A	Lab Control Sample Dup	Total/NA	Solid	5035	
280-143774-32 MS	P-S10A-141220-500	Total/NA	Solid	5035	
280-143774-32 MSD	P-S10A-141220-500	Total/NA	Solid	5035	

Prep Batch: 520864

Lab Sample ID	Client Sample ID	Prep Type	Matrix	Method	Prep Batch
280-143774-2	P-S10A-121220-400	Total/NA	Solid	5035	
280-143774-4	P-S10A-121220-410	Total/NA	Solid	5035	
280-143774-6	P-S10A-121220-415	Total/NA	Solid	5035	
280-143774-8	P-S10A-121220-420	Total/NA	Solid	5035	
MB 280-520864/3-A	Method Blank	Total/NA	Solid	5035	
LCS 280-520864/1-A	Lab Control Sample	Total/NA	Solid	5035	
LCSD 280-520864/2-A	Lab Control Sample Dup	Total/NA	Solid	5035	

Analysis Batch: 520887

Lab Sample ID	Client Sample ID	Prep Type	Matrix	Method	Prep Batch
280-143774-2	P-S10A-121220-400	Total/NA	Solid	8015D GRO	520864
280-143774-4	P-S10A-121220-410	Total/NA	Solid	8015D GRO	520864
280-143774-6	P-S10A-121220-415	Total/NA	Solid	8015D GRO	520864
280-143774-8	P-S10A-121220-420	Total/NA	Solid	8015D GRO	520864
MB 280-520864/3-A	Method Blank	Total/NA	Solid	8015D GRO	520864
LCS 280-520864/1-A	Lab Control Sample	Total/NA	Solid	8015D GRO	520864
LCSD 280-520864/2-A	Lab Control Sample Dup	Total/NA	Solid	8015D GRO	520864

Prep Batch: 520915

Lab Sample ID	Client Sample ID	Prep Type	Matrix	Method	Prep Batch
280-143774-11	P-S10A-131220-433	Total/NA	Solid	5035	
280-143774-13	P-S10A-131220-440	Total/NA	Solid	5035	
280-143774-15	P-S10A-131220-450	Total/NA	Solid	5035	
280-143774-17	P-S10A-131220-460	Total/NA	Solid	5035	
MB 280-520915/3-A	Method Blank	Total/NA	Solid	5035	
LCS 280-520915/1-A	Lab Control Sample	Total/NA	Solid	5035	
LCSD 280-520915/2-A	Lab Control Sample Dup	Total/NA	Solid	5035	

Analysis Batch: 520928

Lab Sample ID	Client Sample ID	Prep Type	Matrix	Method	Prep Batch
280-143774-11	P-S10A-131220-433	Total/NA	Solid	8015D GRO	520915
280-143774-13	P-S10A-131220-440	Total/NA	Solid	8015D GRO	520915
280-143774-15	P-S10A-131220-450	Total/NA	Solid	8015D GRO	520915
280-143774-17	P-S10A-131220-460	Total/NA	Solid	8015D GRO	520915
MB 280-520915/3-A	Method Blank	Total/NA	Solid	8015D GRO	520915
LCS 280-520915/1-A	Lab Control Sample	Total/NA	Solid	8015D GRO	520915
LCSD 280-520915/2-A	Lab Control Sample Dup	Total/NA	Solid	8015D GRO	520915

QC Association Summary

Client: EA Engineering, Science, and Technology
Project/Site: Kirtland AFB Vadose Zone Coring

Job ID: 280-143774-1

GC VOA

Analysis Batch: 521066

Lab Sample ID	Client Sample ID	Prep Type	Matrix	Method	Prep Batch
280-143774-9	TB-S10A-141220-01	Total/NA	Water	8015D GRO	
280-143774-18	TB-S10A-141220-02	Total/NA	Water	8015D GRO	
280-143774-19	TB-S10A-141220-03	Total/NA	Water	8015D GRO	
280-143774-28	TB-S10A-141220-04	Total/NA	Water	8015D GRO	
MB 280-521066/5	Method Blank	Total/NA	Water	8015D GRO	
LCS 280-521066/3	Lab Control Sample	Total/NA	Water	8015D GRO	
LCSD 280-521066/4	Lab Control Sample Dup	Total/NA	Water	8015D GRO	

Analysis Batch: 521346

Lab Sample ID	Client Sample ID	Prep Type	Matrix	Method	Prep Batch
280-143774-21	P-S10A-141220-490	Total/NA	Solid	8015D GRO	520604
280-143774-23	P-S10A-141220-510	Total/NA	Solid	8015D GRO	520604
280-143774-25	P-S10A-141220-517	Total/NA	Solid	8015D GRO	520604
280-143774-27	P-S10A-141225-517	Total/NA	Solid	8015D GRO	520604
280-143774-30	P-S10A-141220-470	Total/NA	Solid	8015D GRO	520604
280-143774-32	P-S10A-141220-500	Total/NA	Solid	8015D GRO	520604
280-143774-34	P-S10A-141220-480	Total/NA	Solid	8015D GRO	520604
MB 280-520604/1-A	Method Blank	Total/NA	Solid	8015D GRO	520604
LCS 280-520604/3-A	Lab Control Sample	Total/NA	Solid	8015D GRO	520604
LCSD 280-520604/5-A	Lab Control Sample Dup	Total/NA	Solid	8015D GRO	520604
280-143774-32 MS	P-S10A-141220-500	Total/NA	Solid	8015D GRO	520604
280-143774-32 MSD	P-S10A-141220-500	Total/NA	Solid	8015D GRO	520604

GC Semi VOA

Prep Batch: 521299

Lab Sample ID	Client Sample ID	Prep Type	Matrix	Method	Prep Batch
280-143774-2	P-S10A-121220-400	Total/NA	Solid	3546	
280-143774-4	P-S10A-121220-410	Total/NA	Solid	3546	
280-143774-6	P-S10A-121220-415	Total/NA	Solid	3546	
280-143774-8	P-S10A-121220-420	Total/NA	Solid	3546	
280-143774-11	P-S10A-131220-433	Total/NA	Solid	3546	
280-143774-13	P-S10A-131220-440	Total/NA	Solid	3546	
280-143774-15	P-S10A-131220-450	Total/NA	Solid	3546	
280-143774-17	P-S10A-131220-460	Total/NA	Solid	3546	
280-143774-21	P-S10A-141220-490	Total/NA	Solid	3546	
280-143774-23	P-S10A-141220-510	Total/NA	Solid	3546	
280-143774-25	P-S10A-141220-517	Total/NA	Solid	3546	
280-143774-27	P-S10A-141225-517	Total/NA	Solid	3546	
280-143774-30	P-S10A-141220-470	Total/NA	Solid	3546	
280-143774-32	P-S10A-141220-500	Total/NA	Solid	3546	
280-143774-34	P-S10A-141220-480	Total/NA	Solid	3546	
MB 280-521299/1-A	Method Blank	Total/NA	Solid	3546	
LCS 280-521299/2-A	Lab Control Sample	Total/NA	Solid	3546	
LCS 280-521299/3-A	Lab Control Sample	Total/NA	Solid	3546	
280-143774-32 MS	P-S10A-141220-500	Total/NA	Solid	3546	
280-143774-32 MS	P-S10A-141220-500	Total/NA	Solid	3546	
280-143774-32 MSD	P-S10A-141220-500	Total/NA	Solid	3546	
280-143774-32 MSD	P-S10A-141220-500	Total/NA	Solid	3546	

QC Association Summary

Client: EA Engineering, Science, and Technology
Project/Site: Kirtland AFB Vadose Zone Coring

Job ID: 280-143774-1

GC Semi VOA

Analysis Batch: 523040

Lab Sample ID	Client Sample ID	Prep Type	Matrix	Method	Prep Batch
280-143774-2	P-S10A-121220-400	Total/NA	Solid	8015D DRO	521299
280-143774-4	P-S10A-121220-410	Total/NA	Solid	8015D DRO	521299
280-143774-6	P-S10A-121220-415	Total/NA	Solid	8015D DRO	521299
280-143774-8	P-S10A-121220-420	Total/NA	Solid	8015D DRO	521299
280-143774-11	P-S10A-131220-433	Total/NA	Solid	8015D DRO	521299
280-143774-13	P-S10A-131220-440	Total/NA	Solid	8015D DRO	521299
280-143774-15	P-S10A-131220-450	Total/NA	Solid	8015D DRO	521299
280-143774-17	P-S10A-131220-460	Total/NA	Solid	8015D DRO	521299
280-143774-21	P-S10A-141220-490	Total/NA	Solid	8015D DRO	521299
280-143774-23	P-S10A-141220-510	Total/NA	Solid	8015D DRO	521299
280-143774-25	P-S10A-141220-517	Total/NA	Solid	8015D DRO	521299
280-143774-27	P-S10A-141225-517	Total/NA	Solid	8015D DRO	521299
280-143774-30	P-S10A-141220-470	Total/NA	Solid	8015D DRO	521299
280-143774-32	P-S10A-141220-500	Total/NA	Solid	8015D DRO	521299
280-143774-34	P-S10A-141220-480	Total/NA	Solid	8015D DRO	521299
MB 280-521299/1-A	Method Blank	Total/NA	Solid	8015D DRO	521299
LCS 280-521299/2-A	Lab Control Sample	Total/NA	Solid	8015D DRO	521299
LCS 280-521299/3-A	Lab Control Sample	Total/NA	Solid	8015D DRO	521299
280-143774-32 MS	P-S10A-141220-500	Total/NA	Solid	8015D DRO	521299
280-143774-32 MS	P-S10A-141220-500	Total/NA	Solid	8015D DRO	521299
280-143774-32 MSD	P-S10A-141220-500	Total/NA	Solid	8015D DRO	521299
280-143774-32 MSD	P-S10A-141220-500	Total/NA	Solid	8015D DRO	521299

General Chemistry

Analysis Batch: 520624

Lab Sample ID	Client Sample ID	Prep Type	Matrix	Method	Prep Batch
280-143774-1	V-S10A-121220-400	Total/NA	Solid	Moisture	
280-143774-2	P-S10A-121220-400	Total/NA	Solid	Moisture	
280-143774-3	V-S10A-121220-410	Total/NA	Solid	Moisture	
280-143774-4	P-S10A-121220-410	Total/NA	Solid	Moisture	
280-143774-5	V-S10A-121220-415	Total/NA	Solid	Moisture	
280-143774-6	P-S10A-121220-415	Total/NA	Solid	Moisture	
280-143774-7	V-S10A-121220-420	Total/NA	Solid	Moisture	
280-143774-8	P-S10A-121220-420	Total/NA	Solid	Moisture	
280-143774-10	V-S10A-131220-433	Total/NA	Solid	Moisture	
280-143774-11	P-S10A-131220-433	Total/NA	Solid	Moisture	
280-143774-12	V-S10A-131220-440	Total/NA	Solid	Moisture	
280-143774-13	P-S10A-131220-440	Total/NA	Solid	Moisture	
280-143774-14	V-S10A-131220-450	Total/NA	Solid	Moisture	
280-143774-15	P-S10A-131220-450	Total/NA	Solid	Moisture	
280-143774-16	V-S10A-131220-460	Total/NA	Solid	Moisture	
280-143774-17	P-S10A-131220-460	Total/NA	Solid	Moisture	
280-143774-20	V-S10A-141220-490	Total/NA	Solid	Moisture	
280-143774-21	P-S10A-141220-490	Total/NA	Solid	Moisture	
280-143774-22	V-S10A-141220-510	Total/NA	Solid	Moisture	
280-143774-23	P-S10A-141220-510	Total/NA	Solid	Moisture	
280-143774-24	V-S10A-141220-517	Total/NA	Solid	Moisture	
280-143774-25	P-S10A-141220-517	Total/NA	Solid	Moisture	
280-143774-26	V-S10A-141225-517	Total/NA	Solid	Moisture	
280-143774-27	P-S10A-141225-517	Total/NA	Solid	Moisture	

General Chemistry (Continued)

Analysis Batch: 520624 (Continued)

Lab Sample ID	Client Sample ID	Prep Type	Matrix	Method	Prep Batch
280-143774-29	V-S10A-141220-470	Total/NA	Solid	Moisture	
280-143774-30	P-S10A-141220-470	Total/NA	Solid	Moisture	
280-143774-31	V-S10A-141220-500	Total/NA	Solid	Moisture	
280-143774-32	P-S10A-141220-500	Total/NA	Solid	Moisture	
280-143774-33	V-S10A-141220-480	Total/NA	Solid	Moisture	
280-143774-34	P-S10A-141220-480	Total/NA	Solid	Moisture	
280-143774-1 DU	V-S10A-121220-400	Total/NA	Solid	Moisture	
280-143774-23 DU	P-S10A-141220-510	Total/NA	Solid	Moisture	

Lab Chronicle

Client: EA Engineering, Science, and Technology
Project/Site: Kirtland AFB Vadose Zone Coring

Job ID: 280-143774-1

Client Sample ID: V-S10A-121220-400
Lab Sample ID: 280-143774-1
Date Collected: 12/12/20 12:00
Matrix: Solid
Date Received: 12/15/20 11:40

Prep Type	Batch Type	Batch Method	Run	Dil Factor	Initial Amount	Final Amount	Batch Number	Prepared or Analyzed	Analyst	Lab
Total/NA	Analysis	Moisture		1			520624	12/16/20 07:30	IEU	TAL DEN

Client Sample ID: V-S10A-121220-400
Lab Sample ID: 280-143774-1
Date Collected: 12/12/20 12:00
Matrix: Solid
Date Received: 12/15/20 11:40
Percent Solids: 96.1

Prep Type	Batch Type	Batch Method	Run	Dil Factor	Initial Amount	Final Amount	Batch Number	Prepared or Analyzed	Analyst	Lab
Total/NA	Prep	5035			5.664 g	5 mL	521767	12/12/20 12:00	GPM	TAL DEN
Total/NA	Analysis	8260B		1	5 g	5 mL	521845	12/24/20 15:16	GPM	TAL DEN

Client Sample ID: P-S10A-121220-400
Lab Sample ID: 280-143774-2
Date Collected: 12/12/20 12:00
Matrix: Solid
Date Received: 12/15/20 11:40

Prep Type	Batch Type	Batch Method	Run	Dil Factor	Initial Amount	Final Amount	Batch Number	Prepared or Analyzed	Analyst	Lab
Total/NA	Analysis	Moisture		1			520624	12/16/20 07:30	IEU	TAL DEN

Client Sample ID: P-S10A-121220-400
Lab Sample ID: 280-143774-2
Date Collected: 12/12/20 12:00
Matrix: Solid
Date Received: 12/15/20 11:40
Percent Solids: 95.7

Prep Type	Batch Type	Batch Method	Run	Dil Factor	Initial Amount	Final Amount	Batch Number	Prepared or Analyzed	Analyst	Lab
Total/NA	Prep	5035			5.675 g	5 mL	520864	12/17/20 14:19	AAR	TAL DEN
Total/NA	Analysis	8015D GRO		1	0.1 mL	5 mL	520887	12/18/20 05:38	AAR	TAL DEN
Total/NA	Prep	3546			15.8 g	1 mL	521299	12/22/20 09:39	DB	TAL DEN
Total/NA	Analysis	8015D DRO		1			523040	01/10/21 14:13	MAM	TAL DEN

Client Sample ID: V-S10A-121220-410
Lab Sample ID: 280-143774-3
Date Collected: 12/12/20 14:15
Matrix: Solid
Date Received: 12/15/20 11:40

Prep Type	Batch Type	Batch Method	Run	Dil Factor	Initial Amount	Final Amount	Batch Number	Prepared or Analyzed	Analyst	Lab
Total/NA	Analysis	Moisture		1			520624	12/16/20 07:30	IEU	TAL DEN

Client Sample ID: V-S10A-121220-410
Lab Sample ID: 280-143774-3
Date Collected: 12/12/20 14:15
Matrix: Solid
Date Received: 12/15/20 11:40
Percent Solids: 97.7

Prep Type	Batch Type	Batch Method	Run	Dil Factor	Initial Amount	Final Amount	Batch Number	Prepared or Analyzed	Analyst	Lab
Total/NA	Prep	5035			5.132 g	5 mL	520861	12/12/20 14:15	GPM	TAL DEN
Total/NA	Analysis	8260B		1	5 g	5 mL	520869	12/17/20 16:30	GPM	TAL DEN

Lab Chronicle

Client: EA Engineering, Science, and Technology
Project/Site: Kirtland AFB Vadose Zone Coring

Job ID: 280-143774-1

Client Sample ID: P-S10A-121220-410 — Lab Sample ID: 280-143774-4

Date Collected: 12/12/20 14:15 — **Matrix: Solid**
Date Received: 12/15/20 11:40

Prep Type	Batch Type	Batch Method	Run	Dil Factor	Initial Amount	Final Amount	Batch Number	Prepared or Analyzed	Analyst	Lab
Total/NA	Analysis	Moisture		1			520624	12/16/20 07:30	IEU	TAL DEN

Client Sample ID: P-S10A-121220-410 — Lab Sample ID: 280-143774-4

Date Collected: 12/12/20 14:15 — **Matrix: Solid**
Date Received: 12/15/20 11:40 — **Percent Solids: 97.9**

Prep Type	Batch Type	Batch Method	Run	Dil Factor	Initial Amount	Final Amount	Batch Number	Prepared or Analyzed	Analyst	Lab
Total/NA	Prep	5035			5.067 g	5 mL	520864	12/17/20 14:19	AAR	TAL DEN
Total/NA	Analysis	8015D GRO		1	0.1 mL	5 mL	520887	12/18/20 06:03	AAR	TAL DEN
Total/NA	Prep	3546			15.7 g	1 mL	521299	12/22/20 09:39	DB	TAL DEN
Total/NA	Analysis	8015D DRO		1			523040	01/10/21 14:36	MAM	TAL DEN

Client Sample ID: V-S10A-121220-415 — Lab Sample ID: 280-143774-5

Date Collected: 12/12/20 15:15 — **Matrix: Solid**
Date Received: 12/15/20 11:40

Prep Type	Batch Type	Batch Method	Run	Dil Factor	Initial Amount	Final Amount	Batch Number	Prepared or Analyzed	Analyst	Lab
Total/NA	Analysis	Moisture		1			520624	12/16/20 07:30	IEU	TAL DEN

Client Sample ID: V-S10A-121220-415 — Lab Sample ID: 280-143774-5

Date Collected: 12/12/20 15:15 — **Matrix: Solid**
Date Received: 12/15/20 11:40 — **Percent Solids: 96.7**

Prep Type	Batch Type	Batch Method	Run	Dil Factor	Initial Amount	Final Amount	Batch Number	Prepared or Analyzed	Analyst	Lab
Total/NA	Prep	5035			5.846 g	5 mL	520861	12/12/20 15:15	GPM	TAL DEN
Total/NA	Analysis	8260B		1	5 g	5 mL	520869	12/17/20 16:52	GPM	TAL DEN

Client Sample ID: P-S10A-121220-415 — Lab Sample ID: 280-143774-6

Date Collected: 12/12/20 15:15 — **Matrix: Solid**
Date Received: 12/15/20 11:40

Prep Type	Batch Type	Batch Method	Run	Dil Factor	Initial Amount	Final Amount	Batch Number	Prepared or Analyzed	Analyst	Lab
Total/NA	Analysis	Moisture		1			520624	12/16/20 07:30	IEU	TAL DEN

Client Sample ID: P-S10A-121220-415 — Lab Sample ID: 280-143774-6

Date Collected: 12/12/20 15:15 — **Matrix: Solid**
Date Received: 12/15/20 11:40 — **Percent Solids: 96.3**

Prep Type	Batch Type	Batch Method	Run	Dil Factor	Initial Amount	Final Amount	Batch Number	Prepared or Analyzed	Analyst	Lab
Total/NA	Prep	5035			6.049 g	5 mL	520864	12/17/20 14:19	AAR	TAL DEN
Total/NA	Analysis	8015D GRO		1	0.1 mL	5 mL	520887	12/18/20 06:27	AAR	TAL DEN
Total/NA	Prep	3546			16.2 g	1 mL	521299	12/22/20 09:39	DB	TAL DEN
Total/NA	Analysis	8015D DRO		1			523040	01/10/21 14:59	MAM	TAL DEN

Client Sample ID: V-S10A-121220-420 — Lab Sample ID: 280-143774-7

Date Collected: 12/12/20 16:05 — **Matrix: Solid**
Date Received: 12/15/20 11:40

Prep Type	Batch Type	Batch Method	Run	Dil Factor	Initial Amount	Final Amount	Batch Number	Prepared or Analyzed	Analyst	Lab
Total/NA	Analysis	Moisture		1			520624	12/16/20 07:30	IEU	TAL DEN

Client Sample ID: V-S10A-121220-420 — Lab Sample ID: 280-143774-7

Date Collected: 12/12/20 16:05 — **Matrix: Solid**
Date Received: 12/15/20 11:40 — **Percent Solids: 95.7**

Prep Type	Batch Type	Batch Method	Run	Dil Factor	Initial Amount	Final Amount	Batch Number	Prepared or Analyzed	Analyst	Lab
Total/NA	Prep	5035			5.694 g	5 mL	520861	12/12/20 16:05	GPM	TAL DEN
Total/NA	Analysis	8260B		1	5 g	5 mL	520869	12/17/20 17:15	GPM	TAL DEN
Total/NA	Prep	5035	DL		5.52 g	4.20 mL	521767	12/12/20 16:05	GPM	TAL DEN
Total/NA	Analysis	8260B	DL	50	5 g	5 mL	521845	12/24/20 15:38	GPM	TAL DEN

Client Sample ID: P-S10A-121220-420 — Lab Sample ID: 280-143774-8

Date Collected: 12/12/20 16:05 — **Matrix: Solid**
Date Received: 12/15/20 11:40

Prep Type	Batch Type	Batch Method	Run	Dil Factor	Initial Amount	Final Amount	Batch Number	Prepared or Analyzed	Analyst	Lab
Total/NA	Analysis	Moisture		1			520624	12/16/20 07:30	IEU	TAL DEN

Client Sample ID: P-S10A-121220-420 — Lab Sample ID: 280-143774-8

Date Collected: 12/12/20 16:05 — **Matrix: Solid**
Date Received: 12/15/20 11:40 — **Percent Solids: 95.6**

Prep Type	Batch Type	Batch Method	Run	Dil Factor	Initial Amount	Final Amount	Batch Number	Prepared or Analyzed	Analyst	Lab
Total/NA	Prep	5035			5.59 g	5 mL	520864	12/17/20 14:19	AAR	TAL DEN
Total/NA	Analysis	8015D GRO		1	0.1 mL	5 mL	520887	12/18/20 06:52	AAR	TAL DEN
Total/NA	Prep	3546			16.1 g	1 mL	521299	12/22/20 09:39	DB	TAL DEN
Total/NA	Analysis	8015D DRO		1			523040	01/10/21 15:22	MAM	TAL DEN

Client Sample ID: TB-S10A-141220-01 — Lab Sample ID: 280-143774-9

Date Collected: 12/14/20 12:00 — **Matrix: Water**
Date Received: 12/15/20 11:40

Prep Type	Batch Type	Batch Method	Run	Dil Factor	Initial Amount	Final Amount	Batch Number	Prepared or Analyzed	Analyst	Lab
Total/NA	Analysis	8260B		1	5 mL	5 mL	521483	12/23/20 00:01	RJS	TAL DEN
Total/NA	Analysis	8015D GRO		1	5 mL	5 mL	521066	12/19/20 12:26	AAR	TAL DEN

Client Sample ID: V-S10A-131220-433 — Lab Sample ID: 280-143774-10

Date Collected: 12/13/20 08:50 — **Matrix: Solid**
Date Received: 12/15/20 11:40

Prep Type	Batch Type	Batch Method	Run	Dil Factor	Initial Amount	Final Amount	Batch Number	Prepared or Analyzed	Analyst	Lab
Total/NA	Analysis	Moisture		1			520624	12/16/20 07:30	IEU	TAL DEN

Lab Chronicle

Client: EA Engineering, Science, and Technology
Project/Site: Kirtland AFB Vadose Zone Coring

Job ID: 280-143774-1

Client Sample ID: V-S10A-131220-433 — Lab Sample ID: 280-143774-10

Date Collected: 12/13/20 08:50 — **Matrix: Solid**
Date Received: 12/15/20 11:40 — **Percent Solids: 92.6**

Prep Type	Batch Type	Batch Method	Run	Dil Factor	Initial Amount	Final Amount	Batch Number	Prepared or Analyzed	Analyst	Lab
Total/NA	Prep	5035			5.672 g	5 mL	520861	12/13/20 08:50	GPM	TAL DEN
Total/NA	Analysis	8260B		1	5 g	5 mL	520869	12/17/20 17:37	GPM	TAL DEN

Client Sample ID: P-S10A-131220-433 — Lab Sample ID: 280-143774-11

Date Collected: 12/13/20 08:50 — **Matrix: Solid**
Date Received: 12/15/20 11:40

Prep Type	Batch Type	Batch Method	Run	Dil Factor	Initial Amount	Final Amount	Batch Number	Prepared or Analyzed	Analyst	Lab
Total/NA	Analysis	Moisture		1			520624	12/16/20 07:30	IEU	TAL DEN

Client Sample ID: P-S10A-131220-433 — Lab Sample ID: 280-143774-11

Date Collected: 12/13/20 08:50 — **Matrix: Solid**
Date Received: 12/15/20 11:40 — **Percent Solids: 93.1**

Prep Type	Batch Type	Batch Method	Run	Dil Factor	Initial Amount	Final Amount	Batch Number	Prepared or Analyzed	Analyst	Lab
Total/NA	Prep	5035			5.616 g	5 mL	520915	12/13/20 08:50	AAR	TAL DEN
Total/NA	Analysis	8015D GRO		1	0.1 mL	5 mL	520928	12/18/20 10:07	AAR	TAL DEN
Total/NA	Prep	3546			16.6 g	1 mL	521299	12/22/20 09:39	DB	TAL DEN
Total/NA	Analysis	8015D DRO		1			523040	01/10/21 15:45	MAM	TAL DEN

Client Sample ID: V-S10A-131220-440 — Lab Sample ID: 280-143774-12

Date Collected: 12/13/20 10:55 — **Matrix: Solid**
Date Received: 12/15/20 11:40

Prep Type	Batch Type	Batch Method	Run	Dil Factor	Initial Amount	Final Amount	Batch Number	Prepared or Analyzed	Analyst	Lab
Total/NA	Analysis	Moisture		1			520624	12/16/20 07:30	IEU	TAL DEN

Client Sample ID: V-S10A-131220-440 — Lab Sample ID: 280-143774-12

Date Collected: 12/13/20 10:55 — **Matrix: Solid**
Date Received: 12/15/20 11:40 — **Percent Solids: 93.3**

Prep Type	Batch Type	Batch Method	Run	Dil Factor	Initial Amount	Final Amount	Batch Number	Prepared or Analyzed	Analyst	Lab
Total/NA	Prep	5035			5.148 g	5 mL	520861	12/13/20 10:55	GPM	TAL DEN
Total/NA	Analysis	8260B		1	5 g	5 mL	520869	12/17/20 17:59	GPM	TAL DEN
Total/NA	Prep	5035	DL		5.233 g	5 mL	521767	12/13/20 10:55	GPM	TAL DEN
Total/NA	Analysis	8260B	DL	50	5 g	5 mL	521845	12/24/20 16:00	GPM	TAL DEN

Client Sample ID: P-S10A-131220-440 — Lab Sample ID: 280-143774-13

Date Collected: 12/13/20 10:55 — **Matrix: Solid**
Date Received: 12/15/20 11:40

Prep Type	Batch Type	Batch Method	Run	Dil Factor	Initial Amount	Final Amount	Batch Number	Prepared or Analyzed	Analyst	Lab
Total/NA	Analysis	Moisture		1			520624	12/16/20 07:30	IEU	TAL DEN

Client Sample ID: P-S10A-131220-440 — Lab Sample ID: 280-143774-13

Date Collected: 12/13/20 10:55 — **Matrix: Solid**
Date Received: 12/15/20 11:40 — **Percent Solids: 92.6**

Prep Type	Batch Type	Batch Method	Run	Dil Factor	Initial Amount	Final Amount	Batch Number	Prepared or Analyzed	Analyst	Lab
Total/NA	Prep	5035			5.507 g	5 mL	520915	12/13/20 10:55	AAR	TAL DEN
Total/NA	Analysis	8015D GRO		1	0.1 mL	5 mL	520928	12/18/20 10:31	AAR	TAL DEN
Total/NA	Prep	3546			15.6 g	1 mL	521299	12/22/20 09:39	DB	TAL DEN
Total/NA	Analysis	8015D DRO		1			523040	01/10/21 16:08	MAM	TAL DEN

Client Sample ID: V-S10A-131220-450 — Lab Sample ID: 280-143774-14

Date Collected: 12/13/20 13:40 — **Matrix: Solid**
Date Received: 12/15/20 11:40

Prep Type	Batch Type	Batch Method	Run	Dil Factor	Initial Amount	Final Amount	Batch Number	Prepared or Analyzed	Analyst	Lab
Total/NA	Analysis	Moisture		1			520624	12/16/20 07:30	IEU	TAL DEN

Client Sample ID: V-S10A-131220-450 — Lab Sample ID: 280-143774-14

Date Collected: 12/13/20 13:40 — **Matrix: Solid**
Date Received: 12/15/20 11:40 — **Percent Solids: 97.2**

Prep Type	Batch Type	Batch Method	Run	Dil Factor	Initial Amount	Final Amount	Batch Number	Prepared or Analyzed	Analyst	Lab
Total/NA	Prep	5035			5.221 g	5 mL	520861	12/13/20 13:40	GPM	TAL DEN
Total/NA	Analysis	8260B		1	5 g	5 mL	520869	12/17/20 18:21	GPM	TAL DEN

Client Sample ID: P-S10A-131220-450 — Lab Sample ID: 280-143774-15

Date Collected: 12/13/20 13:40 — **Matrix: Solid**
Date Received: 12/15/20 11:40

Prep Type	Batch Type	Batch Method	Run	Dil Factor	Initial Amount	Final Amount	Batch Number	Prepared or Analyzed	Analyst	Lab
Total/NA	Analysis	Moisture		1			520624	12/16/20 07:30	IEU	TAL DEN

Client Sample ID: P-S10A-131220-450 — Lab Sample ID: 280-143774-15

Date Collected: 12/13/20 13:40 — **Matrix: Solid**
Date Received: 12/15/20 11:40 — **Percent Solids: 97.0**

Prep Type	Batch Type	Batch Method	Run	Dil Factor	Initial Amount	Final Amount	Batch Number	Prepared or Analyzed	Analyst	Lab
Total/NA	Prep	5035			5.19 g	5 mL	520915	12/13/20 13:40	AAR	TAL DEN
Total/NA	Analysis	8015D GRO		1	0.1 mL	5 mL	520928	12/18/20 10:56	AAR	TAL DEN
Total/NA	Prep	3546			16.5 g	1 mL	521299	12/22/20 09:39	DB	TAL DEN
Total/NA	Analysis	8015D DRO		1			523040	01/10/21 16:31	MAM	TAL DEN

Client Sample ID: V-S10A-131220-460 — Lab Sample ID: 280-143774-16

Date Collected: 12/13/20 15:30 — **Matrix: Solid**
Date Received: 12/15/20 11:40

Prep Type	Batch Type	Batch Method	Run	Dil Factor	Initial Amount	Final Amount	Batch Number	Prepared or Analyzed	Analyst	Lab
Total/NA	Analysis	Moisture		1			520624	12/16/20 07:30	IEU	TAL DEN

Lab Chronicle

Client: EA Engineering, Science, and Technology
Project/Site: Kirtland AFB Vadose Zone Coring

Job ID: 280-143774-1

Client Sample ID: V-S10A-131220-460 — Lab Sample ID: 280-143774-16

Date Collected: 12/13/20 15:30 — **Matrix: Solid**
Date Received: 12/15/20 11:40 — **Percent Solids: 82.6**

Prep Type	Batch Type	Batch Method	Run	Dil Factor	Initial Amount	Final Amount	Batch Number	Prepared or Analyzed	Analyst	Lab
Total/NA	Prep	5035			6.431 g	5 mL	520861	12/13/20 15:30	GPM	TAL DEN
Total/NA	Analysis	8260B		1	5 g	5 mL	520869	12/17/20 18:44	GPM	TAL DEN
Total/NA	Prep	5035	DL		6.04 g	3.90 mL	521767	12/13/20 15:30	GPM	TAL DEN
Total/NA	Analysis	8260B	DL	50	5 g	5 mL	521845	12/24/20 16:23	GPM	TAL DEN

Client Sample ID: P-S10A-131220-460 — Lab Sample ID: 280-143774-17

Date Collected: 12/13/20 15:30 — **Matrix: Solid**
Date Received: 12/15/20 11:40

Prep Type	Batch Type	Batch Method	Run	Dil Factor	Initial Amount	Final Amount	Batch Number	Prepared or Analyzed	Analyst	Lab
Total/NA	Analysis	Moisture		1			520624	12/16/20 07:30	IEU	TAL DEN

Client Sample ID: P-S10A-131220-460 — Lab Sample ID: 280-143774-17

Date Collected: 12/13/20 15:30 — **Matrix: Solid**
Date Received: 12/15/20 11:40 — **Percent Solids: 85.7**

Prep Type	Batch Type	Batch Method	Run	Dil Factor	Initial Amount	Final Amount	Batch Number	Prepared or Analyzed	Analyst	Lab
Total/NA	Prep	5035			6.124 g	5 mL	520915	12/13/20 15:30	AAR	TAL DEN
Total/NA	Analysis	8015D GRO		1	0.1 mL	5 mL	520928	12/18/20 11:20	AAR	TAL DEN
Total/NA	Prep	3546			15.6 g	1 mL	521299	12/22/20 09:39	DB	TAL DEN
Total/NA	Analysis	8015D DRO		1			523040	01/10/21 16:54	MAM	TAL DEN

Client Sample ID: TB-S10A-141220-02 — Lab Sample ID: 280-143774-18

Date Collected: 12/14/20 12:00 — **Matrix: Water**
Date Received: 12/15/20 11:40

Prep Type	Batch Type	Batch Method	Run	Dil Factor	Initial Amount	Final Amount	Batch Number	Prepared or Analyzed	Analyst	Lab
Total/NA	Analysis	8260B		1	5 mL	5 mL	521483	12/23/20 00:24	RJS	TAL DEN
Total/NA	Analysis	8015D GRO		1	5 mL	5 mL	521066	12/19/20 12:50	AAR	TAL DEN

Client Sample ID: TB-S10A-141220-03 — Lab Sample ID: 280-143774-19

Date Collected: 12/14/20 13:00 — **Matrix: Water**
Date Received: 12/15/20 11:40

Prep Type	Batch Type	Batch Method	Run	Dil Factor	Initial Amount	Final Amount	Batch Number	Prepared or Analyzed	Analyst	Lab
Total/NA	Analysis	8260B		1	5 mL	5 mL	521483	12/23/20 00:47	RJS	TAL DEN
Total/NA	Analysis	8015D GRO		1	5 mL	5 mL	521066	12/19/20 13:13	AAR	TAL DEN

Client Sample ID: V-S10A-141220-490 — Lab Sample ID: 280-143774-20

Date Collected: 12/14/20 11:50 — **Matrix: Solid**
Date Received: 12/15/20 11:40

Prep Type	Batch Type	Batch Method	Run	Dil Factor	Initial Amount	Final Amount	Batch Number	Prepared or Analyzed	Analyst	Lab
Total/NA	Prep	5035			5.621 g	5 mL	520616	12/16/20 04:27	DMC	TAL DEN
Total/NA	Analysis	8260B		1	5 g	5 mL	520870	12/17/20 19:06	GPM	TAL DEN

Client Sample ID: V-S10A-141220-490 — Lab Sample ID: 280-143774-20

Date Collected: 12/14/20 11:50 — **Matrix: Solid**
Date Received: 12/15/20 11:40

Prep Type	Batch Type	Batch Method	Run	Dil Factor	Initial Amount	Final Amount	Batch Number	Prepared or Analyzed	Analyst	Lab
Total/NA	Prep	5035	DL		5.604 g	5 mL	520616	12/16/20 05:01	DMC	TAL DEN
Total/NA	Analysis	8260B	DL	50	5 g	5 mL	521847	12/24/20 16:45	GPM	TAL DEN
Total/NA	Analysis	Moisture		1			520624	12/16/20 07:30	IEU	TAL DEN

Client Sample ID: P-S10A-141220-490 — Lab Sample ID: 280-143774-21

Date Collected: 12/14/20 11:50 — **Matrix: Solid**
Date Received: 12/15/20 11:40

Prep Type	Batch Type	Batch Method	Run	Dil Factor	Initial Amount	Final Amount	Batch Number	Prepared or Analyzed	Analyst	Lab
Total/NA	Analysis	Moisture		1			520624	12/16/20 07:30	IEU	TAL DEN

Client Sample ID: P-S10A-141220-490 — Lab Sample ID: 280-143774-21

Date Collected: 12/14/20 11:50 — **Matrix: Solid**
Date Received: 12/15/20 11:40 — **Percent Solids: 84.5**

Prep Type	Batch Type	Batch Method	Run	Dil Factor	Initial Amount	Final Amount	Batch Number	Prepared or Analyzed	Analyst	Lab
Total/NA	Prep	5035			5.599 g	5 mL	520604	12/15/20 21:22	RJS	TAL DEN
Total/NA	Analysis	8015D GRO		1	0.1 mL	5 mL	521346	12/22/20 05:12	CAS	TAL DEN
Total/NA	Prep	3546			16.5 g	1 mL	521299	12/22/20 09:39	DB	TAL DEN
Total/NA	Analysis	8015D DRO		1			523040	01/10/21 17:16	MAM	TAL DEN

Client Sample ID: V-S10A-141220-510 — Lab Sample ID: 280-143774-22

Date Collected: 12/14/20 14:00 — **Matrix: Solid**
Date Received: 12/15/20 11:40

Prep Type	Batch Type	Batch Method	Run	Dil Factor	Initial Amount	Final Amount	Batch Number	Prepared or Analyzed	Analyst	Lab
Total/NA	Prep	5035			5.335 g	5 mL	520616	12/16/20 04:27	DMC	TAL DEN
Total/NA	Analysis	8260B		1	5 g	5 mL	520870	12/17/20 19:28	GPM	TAL DEN
Total/NA	Analysis	Moisture		1			520624	12/16/20 07:30	IEU	TAL DEN

Client Sample ID: P-S10A-141220-510 — Lab Sample ID: 280-143774-23

Date Collected: 12/14/20 14:00 — **Matrix: Solid**
Date Received: 12/15/20 11:40

Prep Type	Batch Type	Batch Method	Run	Dil Factor	Initial Amount	Final Amount	Batch Number	Prepared or Analyzed	Analyst	Lab
Total/NA	Analysis	Moisture		1			520624	12/16/20 07:30	IEU	TAL DEN

Client Sample ID: P-S10A-141220-510 — Lab Sample ID: 280-143774-23

Date Collected: 12/14/20 14:00 — **Matrix: Solid**
Date Received: 12/15/20 11:40 — **Percent Solids: 86.4**

Prep Type	Batch Type	Batch Method	Run	Dil Factor	Initial Amount	Final Amount	Batch Number	Prepared or Analyzed	Analyst	Lab
Total/NA	Prep	5035			5.362 g	5 mL	520604	12/15/20 21:22	RJS	TAL DEN
Total/NA	Analysis	8015D GRO		1	0.1 mL	5 mL	521346	12/22/20 05:36	CAS	TAL DEN
Total/NA	Prep	3546			16.2 g	1 mL	521299	12/22/20 09:39	DB	TAL DEN
Total/NA	Analysis	8015D DRO		1			523040	01/10/21 18:25	MAM	TAL DEN

Client Sample ID: V-S10A-141220-517 — Lab Sample ID: 280-143774-24

Date Collected: 12/14/20 16:00 — **Matrix: Solid**
Date Received: 12/15/20 11:40

Prep Type	Batch Type	Batch Method	Run	Dil Factor	Initial Amount	Final Amount	Batch Number	Prepared or Analyzed	Analyst	Lab
Total/NA	Prep	5035			5.510 g	5 mL	520616	12/16/20 04:27	DMC	TAL DEN
Total/NA	Analysis	8260B		1	5 g	5 mL	520870	12/17/20 19:50	GPM	TAL DEN
Total/NA	Analysis	Moisture		1			520624	12/16/20 07:30	IEU	TAL DEN

Client Sample ID: P-S10A-141220-517 — Lab Sample ID: 280-143774-25

Date Collected: 12/14/20 16:00 — **Matrix: Solid**
Date Received: 12/15/20 11:40

Prep Type	Batch Type	Batch Method	Run	Dil Factor	Initial Amount	Final Amount	Batch Number	Prepared or Analyzed	Analyst	Lab
Total/NA	Analysis	Moisture		1			520624	12/16/20 07:30	IEU	TAL DEN

Client Sample ID: P-S10A-141220-517 — Lab Sample ID: 280-143774-25

Date Collected: 12/14/20 16:00 — **Matrix: Solid**
Date Received: 12/15/20 11:40 — **Percent Solids: 89.6**

Prep Type	Batch Type	Batch Method	Run	Dil Factor	Initial Amount	Final Amount	Batch Number	Prepared or Analyzed	Analyst	Lab
Total/NA	Prep	5035			5.586 g	5 mL	520604	12/15/20 21:22	RJS	TAL DEN
Total/NA	Analysis	8015D GRO		1	0.1 mL	5 mL	521346	12/22/20 06:01	CAS	TAL DEN
Total/NA	Prep	3546			16.8 g	1 mL	521299	12/22/20 09:39	DB	TAL DEN
Total/NA	Analysis	8015D DRO		1			523040	01/10/21 18:48	MAM	TAL DEN

Client Sample ID: V-S10A-141225-517 — Lab Sample ID: 280-143774-26

Date Collected: 12/14/20 16:00 — **Matrix: Solid**
Date Received: 12/15/20 11:40

Prep Type	Batch Type	Batch Method	Run	Dil Factor	Initial Amount	Final Amount	Batch Number	Prepared or Analyzed	Analyst	Lab
Total/NA	Prep	5035			5.742 g	5 mL	520616	12/16/20 04:27	DMC	TAL DEN
Total/NA	Analysis	8260B		1	5 g	5 mL	520870	12/17/20 20:13	GPM	TAL DEN
Total/NA	Analysis	Moisture		1			520624	12/16/20 07:30	IEU	TAL DEN

Client Sample ID: P-S10A-141225-517 — Lab Sample ID: 280-143774-27

Date Collected: 12/14/20 16:00 — **Matrix: Solid**
Date Received: 12/15/20 11:40

Prep Type	Batch Type	Batch Method	Run	Dil Factor	Initial Amount	Final Amount	Batch Number	Prepared or Analyzed	Analyst	Lab
Total/NA	Analysis	Moisture		1			520624	12/16/20 07:30	IEU	TAL DEN

Client Sample ID: P-S10A-141225-517 — Lab Sample ID: 280-143774-27

Date Collected: 12/14/20 16:00 — **Matrix: Solid**
Date Received: 12/15/20 11:40 — **Percent Solids: 89.6**

Prep Type	Batch Type	Batch Method	Run	Dil Factor	Initial Amount	Final Amount	Batch Number	Prepared or Analyzed	Analyst	Lab
Total/NA	Prep	5035			5.759 g	5 mL	520604	12/15/20 21:22	RJS	TAL DEN
Total/NA	Analysis	8015D GRO		1	0.1 mL	5 mL	521346	12/22/20 06:25	CAS	TAL DEN
Total/NA	Prep	3546			16.6 g	1 mL	521299	12/22/20 09:39	DB	TAL DEN
Total/NA	Analysis	8015D DRO		1			523040	01/10/21 19:11	MAM	TAL DEN

Client Sample ID: TB-S10A-141220-04
Lab Sample ID: 280-143774-28
Date Collected: 12/14/20 13:00
Matrix: Water
Date Received: 12/15/20 11:40

Prep Type	Batch Type	Batch Method	Run	Dil Factor	Initial Amount	Final Amount	Batch Number	Prepared or Analyzed	Analyst	Lab
Total/NA	Analysis	8260B		1	5 mL	5 mL	521483	12/23/20 01:11	RJS	TAL DEN
Total/NA	Analysis	8015D GRO		1	5 mL	5 mL	521066	12/19/20 13:36	AAR	TAL DEN

Client Sample ID: V-S10A-141220-470
Lab Sample ID: 280-143774-29
Date Collected: 12/14/20 08:40
Matrix: Solid
Date Received: 12/15/20 11:40

Prep Type	Batch Type	Batch Method	Run	Dil Factor	Initial Amount	Final Amount	Batch Number	Prepared or Analyzed	Analyst	Lab
Total/NA	Prep	5035			5.677 g	5 mL	520616	12/16/20 04:27	DMC	TAL DEN
Total/NA	Analysis	8260B		1	5 g	5 mL	520870	12/17/20 20:35	GPM	TAL DEN
Total/NA	Prep	5035	DL		5.317 g	5 mL	520616	12/16/20 05:01	DMC	TAL DEN
Total/NA	Analysis	8260B	DL	50	5 g	5 mL	521847	12/24/20 17:07	GPM	TAL DEN
Total/NA	Analysis	Moisture		1			520624	12/16/20 07:30	IEU	TAL DEN

Client Sample ID: P-S10A-141220-470
Lab Sample ID: 280-143774-30
Date Collected: 12/14/20 08:40
Matrix: Solid
Date Received: 12/15/20 11:40

Prep Type	Batch Type	Batch Method	Run	Dil Factor	Initial Amount	Final Amount	Batch Number	Prepared or Analyzed	Analyst	Lab
Total/NA	Analysis	Moisture		1			520624	12/16/20 07:30	IEU	TAL DEN

Client Sample ID: P-S10A-141220-470
Lab Sample ID: 280-143774-30
Date Collected: 12/14/20 08:40
Matrix: Solid
Date Received: 12/15/20 11:40
Percent Solids: 91.9

Prep Type	Batch Type	Batch Method	Run	Dil Factor	Initial Amount	Final Amount	Batch Number	Prepared or Analyzed	Analyst	Lab
Total/NA	Prep	5035			4.893 g	5 mL	520604	12/15/20 21:22	RJS	TAL DEN
Total/NA	Analysis	8015D GRO		1	0.1 mL	5 mL	521346	12/22/20 06:49	CAS	TAL DEN
Total/NA	Prep	3546			16.0 g	1 mL	521299	12/22/20 09:39	DB	TAL DEN
Total/NA	Analysis	8015D DRO		1			523040	01/10/21 19:34	MAM	TAL DEN

Client Sample ID: V-S10A-141220-500
Lab Sample ID: 280-143774-31
Date Collected: 12/14/20 13:40
Matrix: Solid
Date Received: 12/15/20 11:40

Prep Type	Batch Type	Batch Method	Run	Dil Factor	Initial Amount	Final Amount	Batch Number	Prepared or Analyzed	Analyst	Lab
Total/NA	Prep	5035			5.382 g	5 mL	520616	12/16/20 04:27	DMC	TAL DEN
Total/NA	Analysis	8260B		1	5 g	5 mL	520870	12/17/20 14:39	GPM	TAL DEN
Total/NA	Analysis	Moisture		1			520624	12/16/20 07:30	IEU	TAL DEN

Client Sample ID: P-S10A-141220-500
Lab Sample ID: 280-143774-32
Date Collected: 12/14/20 13:40
Matrix: Solid
Date Received: 12/15/20 11:40

Prep Type	Batch Type	Batch Method	Run	Dil Factor	Initial Amount	Final Amount	Batch Number	Prepared or Analyzed	Analyst	Lab
Total/NA	Analysis	Moisture		1			520624	12/16/20 07:30	IEU	TAL DEN

Lab Chronicle

Client: EA Engineering, Science, and Technology
Project/Site: Kirtland AFB Vadose Zone Coring

Job ID: 280-143774-1

Client Sample ID: P-S10A-141220-500

Lab Sample ID: 280-143774-32
Date Collected: 12/14/20 13:40
Matrix: Solid
Date Received: 12/15/20 11:40
Percent Solids: 85.6

Prep Type	Batch Type	Batch Method	Run	Dil Factor	Initial Amount	Final Amount	Batch Number	Prepared or Analyzed	Analyst	Lab
Total/NA	Prep	5035			5.583 g	5 mL	520604	12/15/20 21:22	RJS	TAL DEN
Total/NA	Analysis	8015D GRO		1	0.1 mL	5 mL	521346	12/22/20 16:56	CAS	TAL DEN
Total/NA	Prep	3546			16.6 g	1 mL	521299	12/22/20 09:39	DB	TAL DEN
Total/NA	Analysis	8015D DRO		1			523040	01/10/21 19:56	MAM	TAL DEN

Client Sample ID: V-S10A-141220-480

Lab Sample ID: 280-143774-33
Date Collected: 12/14/20 10:00
Matrix: Solid
Date Received: 12/15/20 11:40

Prep Type	Batch Type	Batch Method	Run	Dil Factor	Initial Amount	Final Amount	Batch Number	Prepared or Analyzed	Analyst	Lab
Total/NA	Prep	5035			6.161 g	5 mL	520616	12/16/20 04:27	DMC	TAL DEN
Total/NA	Analysis	8260B		1	5 g	5 mL	520870	12/17/20 20:57	GPM	TAL DEN
Total/NA	Prep	5035	DL		5.505 g	5 mL	520616	12/16/20 05:01	DMC	TAL DEN
Total/NA	Analysis	8260B	DL	50	5 g	5 mL	521847	12/24/20 17:30	GPM	TAL DEN
Total/NA	Analysis	Moisture		1			520624	12/16/20 07:30	IEU	TAL DEN

Client Sample ID: P-S10A-141220-480

Lab Sample ID: 280-143774-34
Date Collected: 12/14/20 10:00
Matrix: Solid
Date Received: 12/15/20 11:40

Prep Type	Batch Type	Batch Method	Run	Dil Factor	Initial Amount	Final Amount	Batch Number	Prepared or Analyzed	Analyst	Lab
Total/NA	Analysis	Moisture		1			520624	12/16/20 07:30	IEU	TAL DEN

Client Sample ID: P-S10A-141220-480

Lab Sample ID: 280-143774-34
Date Collected: 12/14/20 10:00
Matrix: Solid
Date Received: 12/15/20 11:40
Percent Solids: 86.8

Prep Type	Batch Type	Batch Method	Run	Dil Factor	Initial Amount	Final Amount	Batch Number	Prepared or Analyzed	Analyst	Lab
Total/NA	Prep	5035			6.277 g	5 mL	520604	12/15/20 21:22	RJS	TAL DEN
Total/NA	Analysis	8015D GRO		1	0.1 mL	5 mL	521346	12/22/20 08:27	CAS	TAL DEN
Total/NA	Prep	3546			15.3 g	1 mL	521299	12/22/20 09:39	DB	TAL DEN
Total/NA	Analysis	8015D DRO		1			523040	01/10/21 21:51	MAM	TAL DEN

Laboratory References:

TAL DEN = Eurofins TestAmerica, Denver, 4955 Yarrow Street, Arvada, CO 80002, TEL (303)736-0100

Accreditation/Certification Summary

Client: EA Engineering, Science, and Technology
Project/Site: Kirtland AFB Vadose Zone Coring

Job ID: 280-143774-1

Laboratory: Eurofins TestAmerica, Denver

The accreditations/certifications listed below are applicable to this report.

Authority	Program	Identification Number	Expiration Date
A2LA	Dept. of Defense ELAP	2907.01	10-31-21

Eurofins TestAmerica Denver
4955 Yarrow Street
Arvada, CO 80002
Phone (303) 736-0100 Fax (303) 431-7171

Chain of Custody Record

eurofins | Environment Testing America

Client Information	Sampler: JOSH MESSENGER / JOSH LIVINGSTON	Lab PM: Bieniulis, Dylan	Carrier Tracking No(s): 815659582739	COC No: COC1-S10A-TA-20201214
Client Contact: Pamela Moss	Phone: (575) 430-5078	E-Mail: Dylan.Bieniulis@eurofinset.com		Page: 1 of 1
Company: EA Engineering, Science, and Technology				Job #: —
Address: 7995 E. Prentice Ave, Suite 206E	Due Date Requested: Per PO			
City: Greenwood Village	TAT Requested (days): Per PO			
State, Zip: CO, 80111				
Phone: 303-590-9143(Tel)	PO #: 16065			
Email: pmoss@eaest.com	WO #: 62735DM02.1017			
Project Name: Kirtland Vadose Zone Coring	Project #: 28016071			
Site: Kirtland BFF	SSOW#: —			

Analysis Requested

Preservation Codes:
A - HCL, B - NaOH, C - Zn Acetate, D - Nitric Acid, E - NaHSO4, F - MeOH, G - Amchlor, H - Ascorbic Acid, I - Ice, J - DI Water, K - EDTA, L - EDA, M - Hexane, N - None, O - AsNaO2, P - Na2O4S, Q - Na2SO3, R - Na2S2O3, S - H2SO4, T - TSP Dodecahydrate, U - Acetone, V - MCAA, W - pH 4-5, Z - other (specify)
Other:

Sample Identification	Sample Date	Sample Time	Sample Type (C=comp, G=grab)	Matrix (W=water, S=solid, O=waste/oil, BT=Tissue, A=Air)	Field Filtered Sample (Yes or No)	Perform MS/MSD (Yes or No)	8260B - VOCs (Soil, Encores) VOAS	8015D - TPH-GRO (Soil, Encores) VOAS	8015D - TPH-DRO/ORO (Soil, jar)	Percent Moisture (soil, jar)	8260B - VOCs (water)	8015D - TPH-GRO (water)	8015D - TPH-DRO/ORO (water)	Total Number of containers	Special Instructions/Note:
			Preservation Code:				N	N	N	N	A	A	N		
V-S10A-121220-400	12/12/2020	1200	G	S	N	N	X	—		X				4	
P-S10A-121220-400		1200					—	X	X					3	
V-S10A-121220-410		1415					X	—		X				4	
P-S10A-121220-410		1415					—	X	X					3	
V-S10A-121220-415		1515					X	—		X				4	
P-S10A-121220-415		1515					—	X	X					3	
V-S10A-121220-420		1605					X	—		X				4	
P-S10A-121220-420		1605					—	X	X					3	
TB-S10A-141220-01	12/14/2020	1200		W							X	X		4	
JRL															

280-143774 Chain of Custody

Possible Hazard Identification
☐ Non-Hazard ☐ Flammable ☐ Skin Irritant ☐ Poison B ☐ Unknown ☐ Radiological

Sample Disposal (A fee may be assessed if samples are retained longer than 1 month)
☐ Return To Client ☒ Disposal By Lab ☐ Archive For _____ Months

Deliverable Requested: I, II, III, IV, Other (specify) Level 2, Level 4, EQUIS, ERPIMS

Special Instructions/QC Requirements: DOD QSM

Empty Kit Relinquished by: | Date: | Time: | Method of Shipment:

Relinquished by	Date/Time	Company	Received by	Date/Time	Company
JOSH LIVINGSTON	12/14/2020 1230	EA		12/15/2020 1140	ETA-Den

Custody Seals Intact: ✓ Yes Δ No | Custody Seal No.: 1299246, 1299247 1.4, 1.3, 1.3, 1.9°C +0.2CF IR#9

Cooler Temperature(s) °C and Other Remarks:

Ver: 08/04/2016

Eurofins TestAmerica Denver
4955 Yarrow Street
Arvada, CO 80002
Phone (303) 736-0100 Fax (303) 431-7171

Chain of Custody Record

eurofins | Environment Testing America

Client Information	Sampler: JOSH MESSENGER/JOSH LIVINGSTON	Lab PM: Bieniulis, Dylan	Carrier Tracking No(s): 815659581700	COC No: COC 2-SIGA-TA-20201214
Client Contact: Pamela Moss	Phone: (575)430-8078	E-Mail: Dylan.Bieniulis@eurofinset.com		Page: 1 of 1
Company: EA Engineering, Science, and Technology				Job #: —
Address: 7995 E. Prentice Ave, Suite 206E	Due Date Requested: Per PO			
City: Greenwood Village	TAT Requested (days): Per PO			
State, Zip: CO, 80111				
Phone: 303-590-9143(Tel)	PO #: 16065			
Email: pmoss@eaest.com	WO #: 62735DM02.1017			
Project Name: Kirtland Vadose Zone Coring	Project #: 28016071			
Site: Kirtland BFF	SSOW#: —			

Analysis Requested

Preservation Codes:
A - HCL, B - NaOH, C - Zn Acetate, D - Nitric Acid, E - NaHSO4, F - MeOH, G - Amchlor, H - Ascorbic Acid, I - Ice, J - DI Water, K - EDTA, L - EDA
M - Hexane, N - None, O - AsNaO2, P - Na2O4S, Q - Na2SO3, R - Na2S2O3, S - H2SO4, T - TSP Dodecahydrate, U - Acetone, V - MCAA, W - pH 4-5, Z - other (specify)
Other:

Sample Identification	Sample Date	Sample Time	Sample Type (C=comp, G=grab)	Matrix (W=water, S=solid, O=waste/oil, BT=Tissue, A=Air)	Field Filtered Sample (Yes or No)	Perform MS/MSD (Yes or No)	8260B - VOCs (Soil, Encores) VOAs	8015D - TPH-GRO (Soil, Encores) VOAs	8015D - TPH-DRO/ORO (Soil, jar)	Percent Moisture (soil, jar)			8260B - VOCs (water)	8015D - TPH-GRO (water)	8015D - TPH-DRO/ORO (water)					Total Number of containers	Special Instructions/Note:
			Preservation Code:				N	N	N	N			A	A	N						
V-S10A-131220-433	12/13/2020	0850	G	S	N	N	X	—		X										4	
P-S10A-131220-433		0850					—	X	X											3	
V-S10A-131220-440		1055					X	—		X										4	
P-S10A-131220-440		1055					—	X	X											3	
V-S10A-131220-450		1340					X	—		X										4	
P-S10A-131220-450		1340					—	X	X											3	
V-S10A-131220-460		1530					X	—		X										4	
P-S10A-131220-460		1530					—	X	X											3	
TB-S10A-141220-02	12/14/2020	1200		W									X	X						4	
JRL																					

Possible Hazard Identification
☐ *Non-Hazard* ☐ *Flammable* ☐ *Skin Irritant* ☐ *Poison B* ☐ *Unknown* ☐ *Radiological*

Sample Disposal (A fee may be assessed if samples are retained longer than 1 month)
☐ *Return To Client* ☒ *Disposal By Lab* ☐ *Archive For* _____ *Months*

Deliverable Requested: I, II, III, IV, Other (specify) Level 2, Level 4, EQUIS, ERPIMS

Special Instructions/QC Requirements: DOD QSM

Empty Kit Relinquished by:	Date:	Time:	Method of Shipment:

Relinquished by:	Date/Time:	Company	Received by:	Date/Time:	Company
JOSH LIVINGSTON	12/14/2020 1230	EA		12/15/2020 1140	ETADEN
Relinquished by:	Date/Time:	Company	Received by:	Date/Time:	Company
Relinquished by:	Date/Time:	Company	Received by:	Date/Time:	Company

Custody Seals Intact: Δ Yes Δ No | Custody Seal No.: | Cooler Temperature(s) °C and Other Remarks:

Ver: 08/04/2016

Eurofins TestAmerica Denver
4955 Yarrow Street
Arvada, CO 80002
Phone (303) 736-0100 Fax (303) 431-7171

Chain of Custody Record

eurofins | Environment Testing America

Client Information	Sampler: JOSH LIVINGSTON	Lab PM: Bieniulis, Dylan	Carrier Tracking No(s): 815659582740	COC No: COC3-S10A-TA-20201214
Client Contact: Pamela Moss	Phone: (575)430-8078	E-Mail: Dylan.Bieniulis@eurofinset.com		Page: 1 of 1
Company: EA Engineering, Science, and Technology				Job #: —
Address: 7995 E. Prentice Ave, Suite 206E	Due Date Requested: Per PO			
City: Greenwood Village	TAT Requested (days): Per PO			
State, Zip: CO, 80111				
Phone: 303-590-9143(Tel)	PO #: 16065			
Email: pmoss@eaest.com	WO #: 62735DM02.1017			
Project Name: Kirtland Vadose Zone Coring	Project #: 28016071			
Site: Kirtland BFF	SSOW#: —			

Analysis Requested

Preservation Codes:
A - HCL, B - NaOH, C - Zn Acetate, D - Nitric Acid, E - NaHSO4, F - MeOH, G - Amchlor, H - Ascorbic Acid, I - Ice, J - DI Water, K - EDTA, L - EDA, M - Hexane, N - None, O - AsNaO2, P - Na2O4S, Q - Na2SO3, R - Na2S2O3, S - H2SO4, T - TSP Dodecahydrate, U - Acetone, V - MCAA, W - pH 4-5, Z - other (specify)
Other:

Sample Identification	Sample Date	Sample Time	Sample Type (C=comp, G=grab)	Matrix (W=water, S=solid, O=waste/oil, BT=Tissue, A=Air)	Field Filtered Sample (Yes or No)	Perform MS/MSD (Yes or No)	8260B- VOCs (Soil, Encores)	8015D - TPH-GRO (Soil, Encores)	8015D - TPH-DRO/ORO (Soil, jar)	Percent Moisture (soil, jar)			8260B - VOCs (water)	8015D - TPH-GRO (water)	8015D - TPH-DRO/ORO (water)					Total Number of containers	Special Instructions/Note:
			Preservation Code:				N	N	N	N			A	A	N						
TB-S10A-141220-03	12/14/2020	1300	G	W	N	N							X	X						4	
V-S10A-141220-490	↓	1150	↓	S	↓	↓	X			X										4	
P-S10A-141220-490		1150						X	X											3	
V-S10A-141220-510		1400					X			X										4	
P-S10A-141220-510		1400						X	X											3	
V-S10A-141220-517		1600					X			X										4	
P-S10A-141220-517		1600						X	X											3	
V-S10A-141225-517		1600					X			X										4	FIELD DUP
P-S10A-141225-517	↓	1600	↓	↓	↓	↓		X	X											3	FIELD DUP
JRL																					

Possible Hazard Identification
☐ *Non-Hazard* ☐ *Flammable* ☐ *Skin Irritant* ☐ *Poison B* ☐ *Unknown* ☐ *Radiological*

Sample Disposal (A fee may be assessed if samples are retained longer than 1 month)
☐ *Return To Client* ☒ *Disposal By Lab* ☐ *Archive For* _____ *Months*

Deliverable Requested: I, II, III, IV, Other (specify) Level 2, Level 4, EQUIS, ERPIMS

Special Instructions/QC Requirements: DOD QSM

Empty Kit Relinquished by:	Date:	Time:	Method of Shipment:

Relinquished by:	Date/Time:	Company	Received by:	Date/Time:	Company
JOSH LIVINGSTON	12/14/2020 1800	EA		12/15/2020 1140	EA DEN

Custody Seals Intact: Δ Yes Δ No | Custody Seal No.: | Cooler Temperature(s) °C and Other Remarks:

Ver: 08/04/2016

Eurofins TestAmerica Denver
4955 Yarrow Street
Arvada, CO 80002
Phone (303) 736-0100 Fax (303) 431-7171

Chain of Custody Record

eurofins | Environment Testing America

Client Information	Sampler: JOSH LIVINGSTON	Lab PM: Bieniulis, Dylan	Carrier Tracking No(s): 815659582750	COC No: COCY-S10A-TA-20201214
Client Contact: Pamela Moss	Phone: (575)430-8078	E-Mail: Dylan.Bieniulis@eurofinset.com		Page: 1 of 1
Company: EA Engineering, Science, and Technology				Job #: —
Address: 7995 E. Prentice Ave, Suite 206E	Due Date Requested: Per PO			
City: Greenwood Village	TAT Requested (days): Per PO			
State, Zip: CO, 80111				
Phone: 303-590-9143(Tel)	PO #: 16065			
Email: pmoss@eaest.com	WO #: 62735DM02.1017			
Project Name: Kirtland Vadose Zone Coring	Project #: 28016071			
Site: Kirtland BFF	SSOW#: —			

Analysis Requested

Preservation Codes:
A - HCL, B - NaOH, C - Zn Acetate, D - Nitric Acid, E - NaHSO4, F - MeOH, G - Amchlor, H - Ascorbic Acid, I - Ice, J - DI Water, K - EDTA, L - EDA, M - Hexane, N - None, O - AsNaO2, P - Na2O4S, Q - Na2SO3, R - Na2S2O3, S - H2SO4, T - TSP Dodecahydrate, U - Acetone, V - MCAA, W - pH 4-5, Z - other (specify)
Other:

Sample Identification	Sample Date	Sample Time	Sample Type (C=comp, G=grab)	Matrix (W=water, S=solid, O=waste/oil, BT=Tissue, A=Air)	Field Filtered Sample (Yes or No)	Perform MS/MSD (Yes or No)	8260B- VOCs (Soil, Encores)	8015D - TPH-GRO (Soil, Encores)	8015D - TPH-DRO/ORO (Soil, jar)	Percent Moisture (soil, jar)			8260B - VOCs (water)	8015D - TPH-GRO (water)	8015D - TPH-DRO/ORO (water)					Total Number of containers	Special Instructions/Note:
			Preservation Code:				N	N	N	N			A	A	N						
TB-S10A-141220-04	12/14/2020	1300	G	W	N	N	—	—	—	—			X	X	—	—	—	—	—	4	
V-S10A-141220-470	↓	0840	↓	S	↓	↓	X	—	X	—	—	—	—	—	—	—	—	—	—	4	
P-S10A-141220-470	↓	0840	↓	↓	↓	↓	—	X	X	—	—	—	—	—	—	—	—	—	—	3	
V-S10A-141220-500	↓	1340	↓	↓	↓	↓	X	—	X	—	—	—	—	—	—	—	—	—	—	4	
P-S10A-141220-500	↓	1340	↓	↓	↓	↓	—	X	X	—	—	—	—	—	—	—	—	—	—	3	
V-S10A-141220-480	↓	1000	↓	↓	N	N	X	—	X	—	—	—	—	—	—	—	—	—	—	4	
P-S10A-141220-480	↓	1000	↓	↓	↓	↓	—	X	X	—	—	—	—	—	—	—	—	—	—	3	

JRL

Possible Hazard Identification
☐ Non-Hazard ☐ Flammable ☐ Skin Irritant ☐ Poison B ☐ Unknown ☐ Radiological

Sample Disposal (A fee may be assessed if samples are retained longer than 1 month)
☐ Return To Client ☒ Disposal By Lab ☐ Archive For _____ Months

Deliverable Requested: I, II, III, IV, Other (specify) Level 2, Level 4, EQUIS, ERPIMS

Special Instructions/QC Requirements: DOD QSM

Empty Kit Relinquished by:	Date:	Time:	Method of Shipment:

Relinquished by	Date/Time	Company	Received by	Date/Time	Company
JOSH LIVINGSTON	12/14/2020 1800	EA		12/15/2020 1140	ETA DEN

Custody Seals Intact: Δ Yes Δ No
Custody Seal No.:
Cooler Temperature(s) °C and Other Remarks:

Ver: 08/04/2016

Login Sample Receipt Checklist

Client: EA Engineering, Science, and Technology

Job Number: 280-143774-1

Login Number: 143774
List Number: 1
Creator: Bieniulis, Dylan T

List Source: Eurofins TestAmerica, Denver

Question	Answer	Comment
Radioactivity wasn't checked or is </= background as measured by a survey meter.	True	
The cooler's custody seal, if present, is intact.	True	
Sample custody seals, if present, are intact.	True	
The cooler or samples do not appear to have been compromised or tampered with.	True	
Samples were received on ice.	True	
Cooler Temperature is acceptable.	True	
Cooler Temperature is recorded.	True	
COC is present.	True	
COC is filled out in ink and legible.	True	
COC is filled out with all pertinent information.	True	
Is the Field Sampler's name present on COC?	True	
There are no discrepancies between the containers received and the COC.	True	
Samples are received within Holding Time (excluding tests with immediate HTs)	False	Refer to Job Narrative for details.
Sample containers have legible labels.	True	
Containers are not broken or leaking.	True	
Sample collection date/times are provided.	True	
Appropriate sample containers are used.	True	
Sample bottles are completely filled.	True	
Sample Preservation Verified.	N/A	
There is sufficient vol. for all requested analyses, incl. any requested MS/MSDs	True	
Containers requiring zero headspace have no headspace or bubble is <6mm (1/4").	True	
Multiphasic samples are not present.	True	
Samples do not require splitting or compositing.	True	
Residual Chlorine Checked.	N/A	

eurofins | Environment Testing America

ANALYTICAL REPORT

Eurofins TestAmerica, Denver
4955 Yarrow Street
Arvada, CO 80002
Tel: (303)736-0100

Laboratory Job ID: 280-142697-1
Client Project/Site: Kirtland AFB Vadose Zone Coring
Revision: 1

For:
EA Engineering, Science, and Technology
7995 E. Prentice Ave, Suite 206E
Greenwood Village, Colorado 80111

Attn: Pamela J Moss

Authorized for release by:
5/3/2021 4:28:08 PM

Dylan Bieniulis, Project Manager I
(303)736-0138
Dylan.Bieniulis@Eurofinset.com

LINKS

Review your project results through TotalAccess

Have a Question? Ask The Expert

Visit us at: www.eurofinsus.com/Env

The test results in this report meet all 2003 NELAC, 2009 TNI, and 2016 TNI requirements for accredited parameters, exceptions are noted in this report. This report may not be reproduced except in full, and with written approval from the laboratory. For questions please contact the Project Manager at the e-mail address or telephone number listed on this page.

This report has been electronically signed and authorized by the signatory. Electronic signature is intended to be the legally binding equivalent of a traditionally handwritten signature.

Results relate only to the items tested and the sample(s) as received by the laboratory.

Table of Contents

Cover Page 1
Table of Contents 2
Definitions 3
Case Narrative 4
Detection Summary 7
Method Summary 9
Sample Summary 10
Client Sample Results 11
Surrogate Summary 26
QC Sample Results 28
QC Association 47
Chronicle 50
Certification Summary 54
Chain of Custody 55
Receipt Checklists 60

Qualifiers

GC/MS VOA

Qualifier	Qualifier Description
B	Blank contamination: The analyte was detected above one-half the reporting limit in an associated blank.
D	The reported value is from a dilution.
J	Estimated: The analyte was positively identified; the quantitation is an estimation
M	Manual integrated compound.
Q	One or more quality control criteria failed.
U	Undetected at the Limit of Detection.

GC VOA

Qualifier	Qualifier Description
J	Estimated: The analyte was positively identified; the quantitation is an estimation
U	Undetected at the Limit of Detection.

GC Semi VOA

Qualifier	Qualifier Description
J	Estimated: The analyte was positively identified; the quantitation is an estimation
U	Undetected at the Limit of Detection.

Glossary

Abbreviation	These commonly used abbreviations may or may not be present in this report.
¤	Listed under the "D" column to designate that the result is reported on a dry weight basis
%R	Percent Recovery
CFL	Contains Free Liquid
CFU	Colony Forming Unit
CNF	Contains No Free Liquid
DER	Duplicate Error Ratio (normalized absolute difference)
Dil Fac	Dilution Factor
DL	Detection Limit (DoD/DOE)
DL, RA, RE, IN	Indicates a Dilution, Re-analysis, Re-extraction, or additional Initial metals/anion analysis of the sample
DLC	Decision Level Concentration (Radiochemistry)
EDL	Estimated Detection Limit (Dioxin)
LOD	Limit of Detection (DoD/DOE)
LOQ	Limit of Quantitation (DoD/DOE)
MCL	EPA recommended "Maximum Contaminant Level"
MDA	Minimum Detectable Activity (Radiochemistry)
MDC	Minimum Detectable Concentration (Radiochemistry)
MDL	Method Detection Limit
ML	Minimum Level (Dioxin)
MPN	Most Probable Number
MQL	Method Quantitation Limit
NC	Not Calculated
ND	Not Detected at the reporting limit (or MDL or EDL if shown)
NEG	Negative / Absent
POS	Positive / Present
PQL	Practical Quantitation Limit
PRES	Presumptive
QC	Quality Control
RER	Relative Error Ratio (Radiochemistry)
RL	Reporting Limit or Requested Limit (Radiochemistry)
RPD	Relative Percent Difference, a measure of the relative difference between two points
TEF	Toxicity Equivalent Factor (Dioxin)
TEQ	Toxicity Equivalent Quotient (Dioxin)
TNTC	Too Numerous To Count

Job ID: 280-142697-1

Laboratory: Eurofins TestAmerica, Denver

Narrative

CASE NARRATIVE

Client: EA Engineering, Science, and Technology

Project: Kirtland AFB Vadose Zone Coring

Report Number: 280-142697-1

With the exceptions noted as flags or footnotes, standard analytical protocols were followed in the analysis of the samples and no problems were encountered or anomalies observed. In addition all laboratory quality control samples were within established control limits, with any exceptions noted below. Each sample was analyzed to achieve the lowest possible reporting limit within the constraints of the method. In some cases, due to interference or analytes present at high concentrations, samples were diluted. For diluted samples, the reporting limits are adjusted relative to the dilution required.

Calculations are performed before rounding to avoid round-off errors in calculated results.

All holding times were met and proper preservation noted for the methods performed on these samples, unless otherwise detailed in the individual sections below.

REVISION - 1
Per client request and revised chain of custody received from the client on 5/3/2021, all sample IDs were revised as follows: "S10" was replaced with "106V3".

RECEIPT
The samples were received on 11/12/2020 9:15 AM; the samples arrived in good condition, and where required, properly preserved and on ice. The temperatures of the 2 coolers at receipt time were 1.1º C and 2.1º C.

Samples logged under login 280-142697-1 and 280-142701-1 were combined into a single laboratory sample delivery group (SDG) to be reported together as the samples were collected from the same client project site event and were received at the laboratory on the same date.

VOLATILE ORGANIC COMPOUNDS (GC/MS)
Samples V-106V3-111120-230 (280-142697-2), V-106V3-111120-240 (280-142697-4), V-106V3-111120-250 (280-142697-6) and V-106V3-111120-260 (280-142697-8) were analyzed for volatile organic compounds (GC/MS) in accordance with 8260B. The samples were prepared on 11/12/2020 and analyzed on 11/20/2020 and 11/25/2020.

1,2,3-Trichlorobenzene, 1,2,4-Trichlorobenzene and 1,4-Dichlorobenzene were detected in method blank MB 280-516490/21-A at levels that were above the detection limit but below the LOQ. The values should be considered estimates, and have been flagged "J".

1,4-Dichlorobenzene and Acetone were detected in method blank MB 280-516490/5-A at levels that were above the detection limit but less than half the LOQ. The values should be considered estimates, and have been flagged "J". Acetone is considered a common lab contaminant and therefore is controlled to the LOQ.

The following compounds were outside control limits in the continuing calibration verification (CCV) associated with batch 280-517667. These compounds are considered poor performers and therefore allowed up to 30%D therefore the data has been qualified and reported: Acetone @ 25.7%D and Trichlorofluoromethane @ 26.9%D. The following samples were associated to the CCV: V-106V3-111120-230 (280-142697-2), V-106V3-111120-240 (280-142697-4), V-106V3-111120-250 (280-142697-6), V-106V3-111120-260 (280-142697-8) and (CCV 280-517667/2).

The continuing calibration verification (CCV) associated with batch 280-518143 recovered above the upper control limit for 1,2-Dichloroethane-d4 (Surr) 20.1%D. This surrogate passes percent recovery limits (71-136%) @ 120%, therefore data has been

Job ID: 280-142697-1 (Continued)

Laboratory: Eurofins TestAmerica, Denver (Continued)

qualified and reported.

Sample V-106V3-111120-260 (280-142697-8)[50X] required dilution prior to analysis. The reporting limits have been adjusted accordingly.

No additional analytical or quality issues were noted, other than those described above or in the Definitions/Glossary page.

VOLATILE ORGANIC COMPOUNDS (GC/MS)
Samples TB-106V3-111120-01 (280-142697-1), RB-106V3-101120-01 (280-142701-1) and RB-106V3-111120-01 (280-142701-2) were analyzed for volatile organic compounds (GC/MS) in accordance with 8260B. The samples were analyzed on 11/23/2020 and 11/25/2020.

2,2-Dichloropropane failed the recovery criteria high for LCSD 280-517781/5. Associated client sample results were non-detect for the analyte therefore results have been qualified and reported. Associated result are flagged "Q".

Chloroethane, Dichlorodifluoromethane and Trichlorofluoromethane exceeded the RPD limit for LCSD 280-517781/5 in batch 5177871. LCS and LCSD percent recoveries were within control limits. Associated results are flagged "Q".

The continuing calibration verification (CCV) associated with batch 280-517781 recovered above the upper control limit for 2,2-Dichloropropane at +42.5%D. The samples associated with this CCV were non-detects for the affected analytes; therefore, the data have been qualified and reported. Associated results are flagged "Q".

Bromomethane (-25.1%D) was outside control limits (20%D) in the continuing calibration verification (CCV) associated with batch 517781. This compound is considered a poor performing compound as listed in the laboratory's Technical Specifications for DoD QSM -The variance allows up to 30%D for these classified compounds. For the following samples, the client has accepted these variances, therefore data has been qualified and reported.

The continuing calibration verification (CCV) associated with batch 280-518118 recovered above the upper control limit for Bromoform (22.8%D, limit 20%D). The samples associated with this CCV were non-detects for the affected analytes; therefore, the data have been qualified and reported.

No additional analytical or quality issues were noted, other than those described above or in the Definitions/Glossary page.

VOLATILE PETROLEUM HYDROCARBONS (GC)
Samples P-106V3-111120-230 (280-142697-3), P-106V3-111120-240 (280-142697-5), P-106V3-111120-250 (280-142697-7) and P-106V3-111120-260 (280-142697-9) were analyzed for Volatile Petroleum Hydrocarbons (GC) in accordance with 8015D GRO. The samples were prepared on 11/12/2020 and analyzed on 11/22/2020.

No analytical or quality issues were noted, other than those described above or in the Definitions/Glossary page.

GASOLINE RANGE ORGANICS (GRO)
Samples TB-106V3-111120-01 (280-142697-1), RB-106V3-101120-01 (280-142701-1) and RB-106V3-111120-01 (280-142701-2) were analyzed for Gasoline Range Organics (GRO) in accordance with 8015D GRO. The samples were analyzed on 11/20/2020 and 11/21/2020.

No analytical or quality issues were noted, other than those described above or in the Definitions/Glossary page.

DIESEL RANGE ORGANICS (DRO)
Samples P-106V3-111120-230 (280-142697-3), P-106V3-111120-240 (280-142697-5), P-106V3-111120-250 (280-142697-7) and P-106V3-111120-260 (280-142697-9) were analyzed for Diesel Range Organics (DRO) in accordance with SW846 8015D. The samples were prepared on 11/19/2020 and analyzed on 12/03/2020.

The following samples were requested by client to undergo silica gel clean up, via EPA Method 3630C: P-106V3-111120-230 (280-142697-3), P-106V3-111120-240 (280-142697-5), P-106V3-111120-250 (280-142697-7), and P-106V3-111120-260 (280-142697-9).

No analytical or quality issues were noted, other than those described above or in the Definitions/Glossary page.

Job ID: 280-142697-1 (Continued)

Laboratory: Eurofins TestAmerica, Denver (Continued)

DIESEL RANGE ORGANICS (DRO)

Samples RB-106V3-101120-01 (280-142701-1) and RB-106V3-111120-01 (280-142701-2) were analyzed for Diesel Range Organics (DRO) in accordance with 8015D DRO. The samples were prepared on 11/15/2020 and analyzed on 12/02/2020.

The following samples were requested by client to undergo silica gel clean up, via EPA Method 3630C: RB-106V3-101120-01 (280-142701-1) and RB-106V3-111120-01 (280-142701-2).

RB-106V3-101120-01 (280-142701-1) and RB-106V3-111120-01 (280-142701-2) were not batched separately for silica gel cleaning (SGC) purposes as requested by the client. A Diesel Range Organics [C10-C28] MS/MSD was present in the batch but due to batching error was prepped without silica gel clean up. As the MS/MSD was performed on another client's samples the analytical batch does not have a measurement of precision (LCS/LCSD or MS/MSD) for Diesel Range Organics (C10-C28) that was silica gel cleaned. It can be noted that the method blank and LCS for Diesel Range Organics [C10-C28]) were silica gel cleaned. The method blank and LCS/LCSD for Motor Oil (C20-C38) were silica gel cleaned. The client was notified and instructed the laboratory to report the associated batch data with naration. Preparation batch 280-516803 and analytical batch 280-518953.

No analytical or quality issues were noted, other than those described above or in the Definitions/Glossary page.

PERCENT SOLIDS

Samples V-106V3-111120-230 (280-142697-2), P-106V3-111120-230 (280-142697-3), V-106V3-111120-240 (280-142697-4), P-106V3-111120-240 (280-142697-5), V-106V3-111120-250 (280-142697-6), P-106V3-111120-250 (280-142697-7), V-106V3-111120-260 (280-142697-8) and P-106V3-111120-260 (280-142697-9) were analyzed for percent solids in accordance with ASTM D2216-90. The samples were analyzed on 11/16/2020.

No additional analytical or quality issues were noted, other than those described above or in the Definitions/Glossary page.

Detection Summary

Client: EA Engineering, Science, and Technology
Project/Site: Kirtland AFB Vadose Zone Coring

Job ID: 280-142697-1

Client Sample ID: TB-106V3-111120-01 — Lab Sample ID: 280-142697-1

Analyte	Result	Qualifier	LOQ	LOD	DL	Unit	Dil Fac	D	Method	Prep Type
Bromomethane	0.78	J	2.0	0.80	0.21	ug/L	1		8260B	Total/NA
n-Butylbenzene	0.62	J	1.0	0.80	0.14	ug/L	1		8260B	Total/NA
Naphthalene	2.5		1.0	0.80	0.22	ug/L	1		8260B	Total/NA
1,2,3-Trichlorobenzene	1.1		1.0	0.80	0.21	ug/L	1		8260B	Total/NA
1,2,4-Trichlorobenzene	0.66	J	1.0	0.80	0.21	ug/L	1		8260B	Total/NA

Client Sample ID: V-106V3-111120-230 — Lab Sample ID: 280-142697-2

Analyte	Result	Qualifier	LOQ	LOD	DL	Unit	Dil Fac	D	Method	Prep Type
Toluene	0.33	J	5.1	0.82	0.23	ug/Kg	1	☼	8260B	Total/NA

Client Sample ID: P-106V3-111120-230 — Lab Sample ID: 280-142697-3

Analyte	Result	Qualifier	LOQ	LOD	DL	Unit	Dil Fac	D	Method	Prep Type
Diesel Range Organics [C10-C28]	3.6	J	7.7	7.7	3.5	mg/Kg	1	☼	8015D DRO	Total/NA

Client Sample ID: V-106V3-111120-240 — Lab Sample ID: 280-142697-4

Analyte	Result	Qualifier	LOQ	LOD	DL	Unit	Dil Fac	D	Method	Prep Type
Benzene	0.82	J	9.6	0.77	0.29	ug/Kg	1	☼	8260B	Total/NA
Toluene	2.1	J	9.6	1.5	0.44	ug/Kg	1	☼	8260B	Total/NA

Client Sample ID: P-106V3-111120-240 — Lab Sample ID: 280-142697-5

No Detections.

Client Sample ID: V-106V3-111120-250 — Lab Sample ID: 280-142697-6

Analyte	Result	Qualifier	LOQ	LOD	DL	Unit	Dil Fac	D	Method	Prep Type
Acetone	60	J B Q	94	94	46	ug/Kg	1	☼	8260B	Total/NA
Toluene	0.48	J	6.5	1.0	0.30	ug/Kg	1	☼	8260B	Total/NA

Client Sample ID: P-106V3-111120-250 — Lab Sample ID: 280-142697-7

Analyte	Result	Qualifier	LOQ	LOD	DL	Unit	Dil Fac	D	Method	Prep Type
Diesel Range Organics [C10-C28]	4.5	J	8.1	8.1	3.7	mg/Kg	1	☼	8015D DRO	Total/NA

Client Sample ID: V-106V3-111120-260 — Lab Sample ID: 280-142697-8

Analyte	Result	Qualifier	LOQ	LOD	DL	Unit	Dil Fac	D	Method	Prep Type
Benzene	1.2	J	5.1	0.41	0.16	ug/Kg	1	☼	8260B	Total/NA
Ethylene Dibromide	5.1		5.1	1.6	0.53	ug/Kg	1	☼	8260B	Total/NA
Ethylbenzene	0.34	J	5.1	0.82	0.31	ug/Kg	1	☼	8260B	Total/NA
2-Hexanone	120		21	13	5.0	ug/Kg	1	☼	8260B	Total/NA
4-Methyl-2-pentanone (MIBK)	94		21	13	4.5	ug/Kg	1	☼	8260B	Total/NA
Toluene	4.6	J	5.1	0.82	0.23	ug/Kg	1	☼	8260B	Total/NA
o-Xylene	0.83	J	5.1	0.82	0.27	ug/Kg	1	☼	8260B	Total/NA
Acetone - DL	27000	D	3800	3800	1900	ug/Kg	50	☼	8260B	Total/NA
2-Butanone (MEK) - DL	6400	D	1100	670	200	ug/Kg	50	☼	8260B	Total/NA

This Detection Summary does not include radiochemical test results.

Detection Summary

Client: EA Engineering, Science, and Technology
Project/Site: Kirtland AFB Vadose Zone Coring

Job ID: 280-142697-1

Client Sample ID: P-106V3-111120-260 — Lab Sample ID: 280-142697-9

Analyte	Result	Qualifier	LOQ	LOD	DL	Unit	Dil Fac	D	Method	Prep Type
Gasoline Range Organics (GRO)-C6-C10	1.6	J	2.5	2.5	0.95	mg/Kg	1	☼	8015D GRO	Total/NA

Client Sample ID: RB-106V3-101120-01 — Lab Sample ID: 280-142701-1

Analyte	Result	Qualifier	LOQ	LOD	DL	Unit	Dil Fac	D	Method	Prep Type
m-Xylene & p-Xylene	0.17	J	2.0	0.80	0.15	ug/L	1		8260B	Total/NA
Diesel Range Organics [C10-C28]	0.71		0.24	0.12	0.032	mg/L	1		8015D DRO	Total/NA
Motor Oil (C20-C38)	1.7		0.48	0.12	0.054	mg/L	1		8015D DRO	Total/NA

Client Sample ID: RB-106V3-111120-01 — Lab Sample ID: 280-142701-2

Analyte	Result	Qualifier	LOQ	LOD	DL	Unit	Dil Fac	D	Method	Prep Type
Diesel Range Organics [C10-C28]	0.51		0.24	0.12	0.032	mg/L	1		8015D DRO	Total/NA
Motor Oil (C20-C38)	0.51		0.49	0.12	0.054	mg/L	1		8015D DRO	Total/NA

This Detection Summary does not include radiochemical test results.

Method Summary

Client: EA Engineering, Science, and Technology
Project/Site: Kirtland AFB Vadose Zone Coring

Job ID: 280-142697-1

Method	Method Description	Protocol	Laboratory
8260B	Volatile Organic Compounds (GC/MS)	SW846	TAL DEN
8015D GRO	Gasoline Range Organics (GRO)	SW846	TAL DEN
8015D DRO	Diesel Range Organics (DRO) (GC)	SW846	TAL DEN
Moisture	Percent Moisture	EPA	TAL DEN
3510C	Liquid-Liquid Extraction (Separatory Funnel)	SW846	TAL DEN
3546	Microwave Extraction	SW846	TAL DEN
5030B	Purge and Trap	SW846	TAL DEN
5035	Closed System Purge and Trap	SW846	TAL DEN

Protocol References:

EPA = US Environmental Protection Agency

SW846 = "Test Methods For Evaluating Solid Waste, Physical/Chemical Methods", Third Edition, November 1986 And Its Updates.

Laboratory References:

TAL DEN = Eurofins TestAmerica, Denver, 4955 Yarrow Street, Arvada, CO 80002, TEL (303)736-0100

Sample Summary

Client: EA Engineering, Science, and Technology
Project/Site: Kirtland AFB Vadose Zone Coring

Job ID: 280-142697-1

Lab Sample ID	Client Sample ID	Matrix	Collected	Received	Asset ID
280-142697-1	TB-106V3-111120-01	Water	11/11/20 17:00	11/12/20 09:15	
280-142697-2	V-106V3-111120-230	Solid	11/11/20 10:25	11/12/20 09:15	
280-142697-3	P-106V3-111120-230	Solid	11/11/20 10:25	11/12/20 09:15	
280-142697-4	V-106V3-111120-240	Solid	11/11/20 12:05	11/12/20 09:15	
280-142697-5	P-106V3-111120-240	Solid	11/11/20 12:05	11/12/20 09:15	
280-142697-6	V-106V3-111120-250	Solid	11/11/20 13:15	11/12/20 09:15	
280-142697-7	P-106V3-111120-250	Solid	11/11/20 13:15	11/12/20 09:15	
280-142697-8	V-106V3-111120-260	Solid	11/11/20 16:13	11/12/20 09:15	
280-142697-9	P-106V3-111120-260	Solid	11/11/20 16:13	11/12/20 09:15	
280-142701-1	RB-106V3-101120-01	Water	11/10/20 16:45	11/12/20 09:15	
280-142701-2	RB-106V3-111120-01	Water	11/11/20 09:15	11/12/20 09:15	

Method: 8260B - Volatile Organic Compounds (GC/MS)

Client Sample ID: TB-106V3-111120-01
Date Collected: 11/11/20 17:00
Date Received: 11/12/20 09:15

Lab Sample ID: 280-142697-1
Matrix: Water

Analyte	Result	Qualifier	LOQ	LOD	DL	Unit	D	Analyzed	Dil Fac
Acetone	6.4	U	10	6.4	1.9	ug/L		11/25/20 10:07	1
Benzene	0.40	U	1.0	0.40	0.16	ug/L		11/25/20 10:07	1
Bromobenzene	0.40	U	1.0	0.40	0.17	ug/L		11/25/20 10:07	1
Bromochloromethane	0.20	U	1.0	0.20	0.10	ug/L		11/25/20 10:07	1
Bromodichloromethane	0.40	U	1.0	0.40	0.17	ug/L		11/25/20 10:07	1
Bromoform	1.0	U Q	1.0	1.0	0.46	ug/L		11/25/20 10:07	1
Bromomethane	**0.78**	**J**	2.0	0.80	0.21	ug/L		11/25/20 10:07	1
2-Butanone (MEK)	4.0	U	6.0	4.0	2.0	ug/L		11/25/20 10:07	1
n-Butylbenzene	**0.62**	**J**	1.0	0.80	0.14	ug/L		11/25/20 10:07	1
sec-Butylbenzene	0.40	U	1.0	0.40	0.17	ug/L		11/25/20 10:07	1
tert-Butylbenzene	0.40	U	1.0	0.40	0.16	ug/L		11/25/20 10:07	1
Carbon disulfide	0.80	U M	2.0	0.80	0.17	ug/L		11/25/20 10:07	1
Carbon tetrachloride	0.40	U	2.0	0.40	0.19	ug/L		11/25/20 10:07	1
Chlorobenzene	0.40	U	1.0	0.40	0.17	ug/L		11/25/20 10:07	1
Chloroethane	1.6	U	2.0	1.6	0.41	ug/L		11/25/20 10:07	1
Chloroform	0.40	U	1.0	0.40	0.16	ug/L		11/25/20 10:07	1
Chloromethane	0.80	U	2.0	0.80	0.30	ug/L		11/25/20 10:07	1
4-Chlorotoluene	0.80	U	1.0	0.80	0.21	ug/L		11/25/20 10:07	1
Dibromochloromethane	0.40	U	1.0	0.40	0.17	ug/L		11/25/20 10:07	1
1,2-Dibromo-3-Chloropropane	1.6	U	5.0	1.6	0.47	ug/L		11/25/20 10:07	1
Dichlorodifluoromethane	0.80	U Q	2.0	0.80	0.31	ug/L		11/25/20 10:07	1
Dibromomethane	0.40	U	1.0	0.40	0.17	ug/L		11/25/20 10:07	1
Ethylene Dibromide	0.40	U	1.0	0.40	0.18	ug/L		11/25/20 10:07	1
1,2-Dichlorobenzene	0.40	U	1.0	0.40	0.15	ug/L		11/25/20 10:07	1
1,3-Dichlorobenzene	0.40	U	1.0	0.40	0.13	ug/L		11/25/20 10:07	1
1,4-Dichlorobenzene	0.40	U M	1.0	0.40	0.16	ug/L		11/25/20 10:07	1
1,1-Dichloroethane	0.80	U	1.0	0.80	0.22	ug/L		11/25/20 10:07	1
1,2-Dichloroethane	0.40	U	1.0	0.40	0.13	ug/L		11/25/20 10:07	1
1,1-Dichloroethene	0.80	U	1.0	0.80	0.23	ug/L		11/25/20 10:07	1
1,2-Dichloroethene, Total	0.40	U	1.0	0.40	0.15	ug/L		11/25/20 10:07	1
cis-1,2-Dichloroethene	0.40	U	1.0	0.40	0.15	ug/L		11/25/20 10:07	1
trans-1,2-Dichloroethene	0.40	U	1.0	0.40	0.15	ug/L		11/25/20 10:07	1
1,2-Dichloropropane	0.40	U M	1.0	0.40	0.18	ug/L		11/25/20 10:07	1
1,3-Dichloropropane	0.20	U	1.0	0.20	0.090	ug/L		11/25/20 10:07	1
2,2-Dichloropropane	0.80	U	1.0	0.80	0.38	ug/L		11/25/20 10:07	1
1,1-Dichloropropene	0.40	U	1.0	0.40	0.19	ug/L		11/25/20 10:07	1
cis-1,3-Dichloropropene	0.40	U	1.0	0.40	0.16	ug/L		11/25/20 10:07	1
trans-1,3-Dichloropropene	0.40	U	1.0	0.40	0.19	ug/L		11/25/20 10:07	1
Ethylbenzene	0.40	U	1.0	0.40	0.16	ug/L		11/25/20 10:07	1
2-Hexanone	4.0	U	5.0	4.0	1.7	ug/L		11/25/20 10:07	1
Hexachlorobutadiene	0.80	U	1.0	0.80	0.36	ug/L		11/25/20 10:07	1
Isopropylbenzene	0.40	U M	1.0	0.40	0.19	ug/L		11/25/20 10:07	1
4-Isopropyltoluene	0.40	U	1.0	0.40	0.20	ug/L		11/25/20 10:07	1
Methylene Chloride	2.0	U M	5.0	2.0	0.94	ug/L		11/25/20 10:07	1
4-Methyl-2-pentanone (MIBK)	3.2	U	5.0	3.2	0.98	ug/L		11/25/20 10:07	1
Methyl tert-butyl ether	0.80	U	5.0	0.80	0.25	ug/L		11/25/20 10:07	1
Naphthalene	**2.5**		1.0	0.80	0.22	ug/L		11/25/20 10:07	1
N-Propylbenzene	0.40	U	1.0	0.40	0.16	ug/L		11/25/20 10:07	1
Styrene	0.80	U	1.0	0.80	0.36	ug/L		11/25/20 10:07	1

Method: 8260B - Volatile Organic Compounds (GC/MS) (Continued)

Client Sample ID: TB-106V3-111120-01 — **Lab Sample ID: 280-142697-1**
Date Collected: 11/11/20 17:00 — **Matrix: Water**
Date Received: 11/12/20 09:15

Analyte	Result	Qualifier	LOQ	LOD	DL	Unit	D	Analyzed	Dil Fac
1,1,1,2-Tetrachloroethane	0.80	U	1.0	0.80	0.21	ug/L		11/25/20 10:07	1
1,1,2,2-Tetrachloroethane	0.80	U	1.0	0.80	0.21	ug/L		11/25/20 10:07	1
Tetrachloroethene	0.40	U	1.0	0.40	0.20	ug/L		11/25/20 10:07	1
Toluene	0.40	U	1.0	0.40	0.17	ug/L		11/25/20 10:07	1
1,2,3-Trichlorobenzene	**1.1**		1.0	0.80	0.21	ug/L		11/25/20 10:07	1
1,1,1-Trichloroethane	0.40	U	1.0	0.40	0.16	ug/L		11/25/20 10:07	1
1,1,2-Trichloroethane	0.80	U	1.0	0.80	0.27	ug/L		11/25/20 10:07	1
Trichloroethene	0.40	U	1.0	0.40	0.16	ug/L		11/25/20 10:07	1
Trichlorofluoromethane	0.80	U	2.0	0.80	0.29	ug/L		11/25/20 10:07	1
1,2,4-Trichlorobenzene	**0.66**	**J**	1.0	0.80	0.21	ug/L		11/25/20 10:07	1
1,2,3-Trichloropropane	0.80	U	3.0	0.80	0.33	ug/L		11/25/20 10:07	1
1,2,4-Trimethylbenzene	0.40	U	1.0	0.40	0.15	ug/L		11/25/20 10:07	1
1,3,5-Trimethylbenzene	0.40	U	1.0	0.40	0.16	ug/L		11/25/20 10:07	1
Vinyl chloride	0.20	U	1.5	0.20	0.10	ug/L		11/25/20 10:07	1
o-Xylene	0.40	U	1.0	0.40	0.19	ug/L		11/25/20 10:07	1
m-Xylene & p-Xylene	0.80	U	2.0	0.80	0.15	ug/L		11/25/20 10:07	1
2-Chlorotoluene	0.40	U	1.0	0.40	0.17	ug/L		11/25/20 10:07	1

Surrogate	*%Recovery*	*Qualifier*	*Limits*	*Prepared*	*Analyzed*	*Dil Fac*
Toluene-d8 (Surr)	*102*		*89 - 112*		*11/25/20 10:07*	*1*
1,2-Dichloroethane-d4 (Surr)	*96*		*81 - 118*		*11/25/20 10:07*	*1*
4-Bromofluorobenzene (Surr)	*97*		*85 - 114*		*11/25/20 10:07*	*1*
Dibromofluoromethane (Surr)	*95*		*80 - 119*		*11/25/20 10:07*	*1*

Client Sample ID: V-106V3-111120-230 — **Lab Sample ID: 280-142697-2**
Date Collected: 11/11/20 10:25 — **Matrix: Solid**
Date Received: 11/12/20 09:15 — **Percent Solids: 95.6**

Analyte	Result	Qualifier	LOQ	LOD	DL	Unit	D	Analyzed	Dil Fac
Acetone	74	U Q	74	74	36	ug/Kg	☼	11/20/20 18:30	1
Benzene	0.41	U M	5.1	0.41	0.15	ug/Kg	☼	11/20/20 18:30	1
Bromobenzene	1.6	U	5.1	1.6	0.50	ug/Kg	☼	11/20/20 18:30	1
Bromochloromethane	5.1	U	5.1	5.1	2.5	ug/Kg	☼	11/20/20 18:30	1
Bromodichloromethane	5.1	U	5.1	5.1	2.2	ug/Kg	☼	11/20/20 18:30	1
Bromoform	5.2	U	5.2	5.2	2.6	ug/Kg	☼	11/20/20 18:30	1
Bromomethane	3.3	U	10	3.3	1.4	ug/Kg	☼	11/20/20 18:30	1
2-Butanone (MEK)	13	U	20	13	4.0	ug/Kg	☼	11/20/20 18:30	1
n-Butylbenzene	1.6	U	5.1	1.6	0.57	ug/Kg	☼	11/20/20 18:30	1
sec-Butylbenzene	1.6	U	5.1	1.6	0.79	ug/Kg	☼	11/20/20 18:30	1
tert-Butylbenzene	1.6	U	5.1	1.6	0.51	ug/Kg	☼	11/20/20 18:30	1
Carbon disulfide	5.1	U	5.1	5.1	1.7	ug/Kg	☼	11/20/20 18:30	1
Carbon tetrachloride	5.1	U	5.1	5.1	2.1	ug/Kg	☼	11/20/20 18:30	1
Chlorobenzene	5.1	U	5.1	5.1	2.1	ug/Kg	☼	11/20/20 18:30	1
Chloroethane	6.6	U	10	6.6	2.0	ug/Kg	☼	11/20/20 18:30	1
Chloroform	0.82	U	10	0.82	0.30	ug/Kg	☼	11/20/20 18:30	1
Chloromethane	1.6	U	10	1.6	0.79	ug/Kg	☼	11/20/20 18:30	1
4-Chlorotoluene	0.82	U	5.1	0.82	0.37	ug/Kg	☼	11/20/20 18:30	1
Dibromochloromethane	5.1	U	5.1	5.1	2.3	ug/Kg	☼	11/20/20 18:30	1
1,2-Dibromo-3-Chloropropane	10	U	10	10	3.7	ug/Kg	☼	11/20/20 18:30	1
Dichlorodifluoromethane	6.6	U	10	6.6	2.8	ug/Kg	☼	11/20/20 18:30	1
Dibromomethane	0.82	U	5.1	0.82	0.32	ug/Kg	☼	11/20/20 18:30	1

Method: 8260B - Volatile Organic Compounds (GC/MS) (Continued)

Client Sample ID: V-106V3-111120-230
Date Collected: 11/11/20 10:25
Date Received: 11/12/20 09:15

Lab Sample ID: 280-142697-2
Matrix: Solid
Percent Solids: 95.6

Analyte	Result	Qualifier	LOQ	LOD	DL	Unit	D	Analyzed	Dil Fac
Ethylene Dibromide	1.6	U	5.1	1.6	0.53	ug/Kg	☼	11/20/20 18:30	1
1,2-Dichlorobenzene	5.1	U	5.1	5.1	1.9	ug/Kg	☼	11/20/20 18:30	1
1,3-Dichlorobenzene	1.6	U	5.1	1.6	0.49	ug/Kg	☼	11/20/20 18:30	1
1,4-Dichlorobenzene	0.82	U M	5.1	0.82	0.25	ug/Kg	☼	11/20/20 18:30	1
1,1-Dichloroethane	0.82	U	5.1	0.82	0.21	ug/Kg	☼	11/20/20 18:30	1
1,2-Dichloroethane	1.6	U	5.1	1.6	0.72	ug/Kg	☼	11/20/20 18:30	1
1,1-Dichloroethene	1.6	U	5.1	1.6	0.60	ug/Kg	☼	11/20/20 18:30	1
1,2-Dichloroethene, Total	1.6	U	5.1	1.6	0.40	ug/Kg	☼	11/20/20 18:30	1
cis-1,2-Dichloroethene	0.82	U	5.1	0.82	0.21	ug/Kg	☼	11/20/20 18:30	1
trans-1,2-Dichloroethene	0.82	U	5.1	0.82	0.40	ug/Kg	☼	11/20/20 18:30	1
1,2-Dichloropropane	1.6	U M	5.1	1.6	0.56	ug/Kg	☼	11/20/20 18:30	1
1,3-Dichloropropane	0.41	U	5.1	0.41	0.18	ug/Kg	☼	11/20/20 18:30	1
2,2-Dichloropropane	1.6	U	5.1	1.6	0.45	ug/Kg	☼	11/20/20 18:30	1
1,1-Dichloropropene	0.41	U	5.1	0.41	0.17	ug/Kg	☼	11/20/20 18:30	1
cis-1,3-Dichloropropene	0.41	U	5.1	0.41	0.10	ug/Kg	☼	11/20/20 18:30	1
trans-1,3-Dichloropropene	0.20	U	5.1	0.20	0.085	ug/Kg	☼	11/20/20 18:30	1
Ethylbenzene	0.82	U	5.1	0.82	0.31	ug/Kg	☼	11/20/20 18:30	1
2-Hexanone	13	U	20	13	5.0	ug/Kg	☼	11/20/20 18:30	1
Hexachlorobutadiene	5.1	U	5.1	5.1	2.2	ug/Kg	☼	11/20/20 18:30	1
Isopropylbenzene	5.1	U	5.1	5.1	2.5	ug/Kg	☼	11/20/20 18:30	1
4-Isopropyltoluene	3.3	U	5.1	3.3	1.2	ug/Kg	☼	11/20/20 18:30	1
Methylene Chloride	3.3	U	5.1	3.3	1.6	ug/Kg	☼	11/20/20 18:30	1
4-Methyl-2-pentanone (MIBK)	13	U	20	13	4.5	ug/Kg	☼	11/20/20 18:30	1
Methyl tert-butyl ether	6.6	U	20	6.6	2.2	ug/Kg	☼	11/20/20 18:30	1
Naphthalene	6.9	U	6.9	6.9	3.4	ug/Kg	☼	11/20/20 18:30	1
N-Propylbenzene	1.6	U	5.1	1.6	0.59	ug/Kg	☼	11/20/20 18:30	1
Styrene	0.82	U	5.1	0.82	0.29	ug/Kg	☼	11/20/20 18:30	1
1,1,1,2-Tetrachloroethane	5.1	U	5.1	5.1	2.3	ug/Kg	☼	11/20/20 18:30	1
1,1,2,2-Tetrachloroethane	0.82	U	5.1	0.82	0.29	ug/Kg	☼	11/20/20 18:30	1
Tetrachloroethene	5.1	U	5.1	5.1	2.0	ug/Kg	☼	11/20/20 18:30	1
Toluene	**0.33**	**J**	5.1	0.82	0.23	ug/Kg	☼	11/20/20 18:30	1
1,2,3-Trichlorobenzene	3.3	U	5.1	3.3	0.83	ug/Kg	☼	11/20/20 18:30	1
1,1,1-Trichloroethane	5.1	U	5.1	5.1	2.0	ug/Kg	☼	11/20/20 18:30	1
1,1,2-Trichloroethane	3.3	U	5.1	3.3	0.90	ug/Kg	☼	11/20/20 18:30	1
Trichloroethene	5.1	U	5.1	5.1	2.0	ug/Kg	☼	11/20/20 18:30	1
Trichlorofluoromethane	10	U Q	10	10	3.3	ug/Kg	☼	11/20/20 18:30	1
1,2,4-Trichlorobenzene	1.6	U	5.1	1.6	0.75	ug/Kg	☼	11/20/20 18:30	1
1,2,3-Trichloropropane	0.82	U	5.1	0.82	0.22	ug/Kg	☼	11/20/20 18:30	1
1,2,4-Trimethylbenzene	5.1	U	5.1	5.1	2.4	ug/Kg	☼	11/20/20 18:30	1
1,3,5-Trimethylbenzene	5.1	U	5.1	5.1	2.5	ug/Kg	☼	11/20/20 18:30	1
Vinyl chloride	3.3	U M	5.1	3.3	1.4	ug/Kg	☼	11/20/20 18:30	1
o-Xylene	0.82	U	5.1	0.82	0.27	ug/Kg	☼	11/20/20 18:30	1
m-Xylene & p-Xylene	3.3	U	3.3	3.3	1.1	ug/Kg	☼	11/20/20 18:30	1
2-Chlorotoluene	1.6	U	5.1	1.6	0.52	ug/Kg	☼	11/20/20 18:30	1

Surrogate	*%Recovery*	*Qualifier*	*Limits*	*Prepared*	*Analyzed*	*Dil Fac*
Toluene-d8 (Surr)	*98*		*85 - 116*	*11/12/20 17:09*	*11/20/20 18:30*	*1*
1,2-Dichloroethane-d4 (Surr)	*116*		*71 - 136*	*11/12/20 17:09*	*11/20/20 18:30*	*1*
4-Bromofluorobenzene (Surr)	*101*		*79 - 119*	*11/12/20 17:09*	*11/20/20 18:30*	*1*
Dibromofluoromethane (Surr)	*96*		*78 - 119*	*11/12/20 17:09*	*11/20/20 18:30*	*1*

Method: 8260B - Volatile Organic Compounds (GC/MS)

Client Sample ID: V-106V3-111120-240
Date Collected: 11/11/20 12:05
Date Received: 11/12/20 09:15

Lab Sample ID: 280-142697-4
Matrix: Solid
Percent Solids: 96.4

Analyte	Result	Qualifier	LOQ	LOD	DL	Unit	D	Analyzed	Dil Fac
Acetone	140	U Q	140	140	68	ug/Kg	☼	11/20/20 18:52	1
Benzene	**0.82**	**J**	9.6	0.77	0.29	ug/Kg	☼	11/20/20 18:52	1
Bromobenzene	3.1	U	9.6	3.1	0.94	ug/Kg	☼	11/20/20 18:52	1
Bromochloromethane	9.6	U	9.6	9.6	4.7	ug/Kg	☼	11/20/20 18:52	1
Bromodichloromethane	9.6	U	9.6	9.6	4.1	ug/Kg	☼	11/20/20 18:52	1
Bromoform	9.8	U	9.8	9.8	4.9	ug/Kg	☼	11/20/20 18:52	1
Bromomethane	6.1	U	19	6.1	2.6	ug/Kg	☼	11/20/20 18:52	1
2-Butanone (MEK)	25	U	38	25	7.5	ug/Kg	☼	11/20/20 18:52	1
n-Butylbenzene	3.1	U	9.6	3.1	1.1	ug/Kg	☼	11/20/20 18:52	1
sec-Butylbenzene	3.1	U	9.6	3.1	1.5	ug/Kg	☼	11/20/20 18:52	1
tert-Butylbenzene	3.1	U	9.6	3.1	0.96	ug/Kg	☼	11/20/20 18:52	1
Carbon disulfide	9.6	U M	9.6	9.6	3.2	ug/Kg	☼	11/20/20 18:52	1
Carbon tetrachloride	9.6	U	9.6	9.6	3.9	ug/Kg	☼	11/20/20 18:52	1
Chlorobenzene	9.6	U	9.6	9.6	3.9	ug/Kg	☼	11/20/20 18:52	1
Chloroethane	12	U	19	12	3.8	ug/Kg	☼	11/20/20 18:52	1
Chloroform	1.5	U	19	1.5	0.56	ug/Kg	☼	11/20/20 18:52	1
Chloromethane	3.1	U M	19	3.1	1.5	ug/Kg	☼	11/20/20 18:52	1
4-Chlorotoluene	1.5	U	9.6	1.5	0.69	ug/Kg	☼	11/20/20 18:52	1
Dibromochloromethane	9.6	U	9.6	9.6	4.4	ug/Kg	☼	11/20/20 18:52	1
1,2-Dibromo-3-Chloropropane	19	U	19	19	7.0	ug/Kg	☼	11/20/20 18:52	1
Dichlorodifluoromethane	12	U	19	12	5.3	ug/Kg	☼	11/20/20 18:52	1
Dibromomethane	1.5	U	9.6	1.5	0.61	ug/Kg	☼	11/20/20 18:52	1
Ethylene Dibromide	3.1	U	9.6	3.1	1.0	ug/Kg	☼	11/20/20 18:52	1
1,2-Dichlorobenzene	9.6	U	9.6	9.6	3.6	ug/Kg	☼	11/20/20 18:52	1
1,3-Dichlorobenzene	3.1	U	9.6	3.1	0.92	ug/Kg	☼	11/20/20 18:52	1
1,4-Dichlorobenzene	1.5	U M	9.6	1.5	0.47	ug/Kg	☼	11/20/20 18:52	1
1,1-Dichloroethane	1.5	U	9.6	1.5	0.40	ug/Kg	☼	11/20/20 18:52	1
1,2-Dichloroethane	3.1	U	9.6	3.1	1.3	ug/Kg	☼	11/20/20 18:52	1
1,1-Dichloroethene	3.1	U	9.6	3.1	1.1	ug/Kg	☼	11/20/20 18:52	1
1,2-Dichloroethene, Total	3.1	U	9.6	3.1	0.75	ug/Kg	☼	11/20/20 18:52	1
cis-1,2-Dichloroethene	1.5	U	9.6	1.5	0.39	ug/Kg	☼	11/20/20 18:52	1
trans-1,2-Dichloroethene	1.5	U	9.6	1.5	0.75	ug/Kg	☼	11/20/20 18:52	1
1,2-Dichloropropane	3.1	U M	9.6	3.1	1.1	ug/Kg	☼	11/20/20 18:52	1
1,3-Dichloropropane	0.77	U	9.6	0.77	0.33	ug/Kg	☼	11/20/20 18:52	1
2,2-Dichloropropane	3.1	U	9.6	3.1	0.84	ug/Kg	☼	11/20/20 18:52	1
1,1-Dichloropropene	0.77	U	9.6	0.77	0.31	ug/Kg	☼	11/20/20 18:52	1
cis-1,3-Dichloropropene	0.77	U	9.6	0.77	0.19	ug/Kg	☼	11/20/20 18:52	1
trans-1,3-Dichloropropene	0.38	U	9.6	0.38	0.16	ug/Kg	☼	11/20/20 18:52	1
Ethylbenzene	1.5	U	9.6	1.5	0.58	ug/Kg	☼	11/20/20 18:52	1
2-Hexanone	25	U	38	25	9.4	ug/Kg	☼	11/20/20 18:52	1
Hexachlorobutadiene	9.6	U	9.6	9.6	4.2	ug/Kg	☼	11/20/20 18:52	1
Isopropylbenzene	9.6	U	9.6	9.6	4.6	ug/Kg	☼	11/20/20 18:52	1
4-Isopropyltoluene	6.1	U	9.6	6.1	2.2	ug/Kg	☼	11/20/20 18:52	1
Methylene Chloride	6.1	U M	9.6	6.1	3.1	ug/Kg	☼	11/20/20 18:52	1
4-Methyl-2-pentanone (MIBK)	25	U	38	25	8.4	ug/Kg	☼	11/20/20 18:52	1
Methyl tert-butyl ether	12	U	38	12	4.0	ug/Kg	☼	11/20/20 18:52	1
Naphthalene	13	U	13	13	6.3	ug/Kg	☼	11/20/20 18:52	1
N-Propylbenzene	3.1	U	9.6	3.1	1.1	ug/Kg	☼	11/20/20 18:52	1
Styrene	1.5	U	9.6	1.5	0.54	ug/Kg	☼	11/20/20 18:52	1

Method: 8260B - Volatile Organic Compounds (GC/MS) (Continued)

Client Sample ID: V-106V3-111120-240 — **Lab Sample ID: 280-142697-4**
Date Collected: 11/11/20 12:05 — **Matrix: Solid**
Date Received: 11/12/20 09:15 — **Percent Solids: 96.4**

Analyte	Result	Qualifier	LOQ	LOD	DL	Unit	D	Analyzed	Dil Fac
1,1,1,2-Tetrachloroethane	9.6	U	9.6	9.6	4.3	ug/Kg	☼	11/20/20 18:52	1
1,1,2,2-Tetrachloroethane	1.5	U	9.6	1.5	0.55	ug/Kg	☼	11/20/20 18:52	1
Tetrachloroethene	9.6	U	9.6	9.6	3.7	ug/Kg	☼	11/20/20 18:52	1
Toluene	**2.1**	**J**	9.6	1.5	0.44	ug/Kg	☼	11/20/20 18:52	1
1,2,3-Trichlorobenzene	6.1	U	9.6	6.1	1.6	ug/Kg	☼	11/20/20 18:52	1
1,1,1-Trichloroethane	9.6	U	9.6	9.6	3.8	ug/Kg	☼	11/20/20 18:52	1
1,1,2-Trichloroethane	6.1	U	9.6	6.1	1.7	ug/Kg	☼	11/20/20 18:52	1
Trichloroethene	9.6	U	9.6	9.6	3.7	ug/Kg	☼	11/20/20 18:52	1
Trichlorofluoromethane	19	U Q	19	19	6.1	ug/Kg	☼	11/20/20 18:52	1
1,2,4-Trichlorobenzene	3.1	U	9.6	3.1	1.4	ug/Kg	☼	11/20/20 18:52	1
1,2,3-Trichloropropane	1.5	U	9.6	1.5	0.42	ug/Kg	☼	11/20/20 18:52	1
1,2,4-Trimethylbenzene	9.6	U	9.6	9.6	4.4	ug/Kg	☼	11/20/20 18:52	1
1,3,5-Trimethylbenzene	9.6	U	9.6	9.6	4.6	ug/Kg	☼	11/20/20 18:52	1
Vinyl chloride	6.1	U M	9.6	6.1	2.6	ug/Kg	☼	11/20/20 18:52	1
o-Xylene	1.5	U	9.6	1.5	0.51	ug/Kg	☼	11/20/20 18:52	1
m-Xylene & p-Xylene	6.1	U	6.1	6.1	2.0	ug/Kg	☼	11/20/20 18:52	1
2-Chlorotoluene	3.1	U	9.6	3.1	0.98	ug/Kg	☼	11/20/20 18:52	1

Surrogate	*%Recovery*	*Qualifier*	*Limits*	*Prepared*	*Analyzed*	*Dil Fac*
Toluene-d8 (Surr)	*101*		*85 - 116*	*11/12/20 17:09*	*11/20/20 18:52*	*1*
1,2-Dichloroethane-d4 (Surr)	*114*		*71 - 136*	*11/12/20 17:09*	*11/20/20 18:52*	*1*
4-Bromofluorobenzene (Surr)	*103*		*79 - 119*	*11/12/20 17:09*	*11/20/20 18:52*	*1*
Dibromofluoromethane (Surr)	*94*		*78 - 119*	*11/12/20 17:09*	*11/20/20 18:52*	*1*

Client Sample ID: V-106V3-111120-250 — **Lab Sample ID: 280-142697-6**
Date Collected: 11/11/20 13:15 — **Matrix: Solid**
Date Received: 11/12/20 09:15 — **Percent Solids: 91.9**

Analyte	Result	Qualifier	LOQ	LOD	DL	Unit	D	Analyzed	Dil Fac
Acetone	**60**	**J B Q**	94	94	46	ug/Kg	☼	11/20/20 19:14	1
Benzene	0.52	U M	6.5	0.52	0.20	ug/Kg	☼	11/20/20 19:14	1
Bromobenzene	2.1	U	6.5	2.1	0.64	ug/Kg	☼	11/20/20 19:14	1
Bromochloromethane	6.5	U	6.5	6.5	3.2	ug/Kg	☼	11/20/20 19:14	1
Bromodichloromethane	6.5	U	6.5	6.5	2.8	ug/Kg	☼	11/20/20 19:14	1
Bromoform	6.6	U	6.6	6.6	3.3	ug/Kg	☼	11/20/20 19:14	1
Bromomethane	4.2	U	13	4.2	1.8	ug/Kg	☼	11/20/20 19:14	1
2-Butanone (MEK)	17	U	26	17	5.1	ug/Kg	☼	11/20/20 19:14	1
n-Butylbenzene	2.1	U	6.5	2.1	0.73	ug/Kg	☼	11/20/20 19:14	1
sec-Butylbenzene	2.1	U	6.5	2.1	1.0	ug/Kg	☼	11/20/20 19:14	1
tert-Butylbenzene	2.1	U	6.5	2.1	0.65	ug/Kg	☼	11/20/20 19:14	1
Carbon disulfide	6.5	U	6.5	6.5	2.2	ug/Kg	☼	11/20/20 19:14	1
Carbon tetrachloride	6.5	U	6.5	6.5	2.6	ug/Kg	☼	11/20/20 19:14	1
Chlorobenzene	6.5	U	6.5	6.5	2.7	ug/Kg	☼	11/20/20 19:14	1
Chloroethane	8.3	U	13	8.3	2.6	ug/Kg	☼	11/20/20 19:14	1
Chloroform	1.0	U	13	1.0	0.38	ug/Kg	☼	11/20/20 19:14	1
Chloromethane	2.1	U	13	2.1	1.0	ug/Kg	☼	11/20/20 19:14	1
4-Chlorotoluene	1.0	U	6.5	1.0	0.47	ug/Kg	☼	11/20/20 19:14	1
Dibromochloromethane	6.5	U	6.5	6.5	3.0	ug/Kg	☼	11/20/20 19:14	1
1,2-Dibromo-3-Chloropropane	13	U	13	13	4.8	ug/Kg	☼	11/20/20 19:14	1
Dichlorodifluoromethane	8.3	U	13	8.3	3.6	ug/Kg	☼	11/20/20 19:14	1
Dibromomethane	1.0	U	6.5	1.0	0.41	ug/Kg	☼	11/20/20 19:14	1

Method: 8260B - Volatile Organic Compounds (GC/MS) (Continued)

Client Sample ID: V-106V3-111120-250
Date Collected: 11/11/20 13:15
Date Received: 11/12/20 09:15

Lab Sample ID: 280-142697-6
Matrix: Solid
Percent Solids: 91.9

Analyte	Result	Qualifier	LOQ	LOD	DL	Unit	D	Analyzed	Dil Fac
Ethylene Dibromide	2.1	U	6.5	2.1	0.68	ug/Kg	☼	11/20/20 19:14	1
1,2-Dichlorobenzene	6.5	U	6.5	6.5	2.4	ug/Kg	☼	11/20/20 19:14	1
1,3-Dichlorobenzene	2.1	U	6.5	2.1	0.63	ug/Kg	☼	11/20/20 19:14	1
1,4-Dichlorobenzene	1.0	U	6.5	1.0	0.32	ug/Kg	☼	11/20/20 19:14	1
1,1-Dichloroethane	1.0	U	6.5	1.0	0.27	ug/Kg	☼	11/20/20 19:14	1
1,2-Dichloroethane	2.1	U	6.5	2.1	0.91	ug/Kg	☼	11/20/20 19:14	1
1,1-Dichloroethene	2.1	U	6.5	2.1	0.77	ug/Kg	☼	11/20/20 19:14	1
1,2-Dichloroethene, Total	2.1	U	6.5	2.1	0.51	ug/Kg	☼	11/20/20 19:14	1
cis-1,2-Dichloroethene	1.0	U	6.5	1.0	0.26	ug/Kg	☼	11/20/20 19:14	1
trans-1,2-Dichloroethene	1.0	U	6.5	1.0	0.51	ug/Kg	☼	11/20/20 19:14	1
1,2-Dichloropropane	2.1	U	6.5	2.1	0.72	ug/Kg	☼	11/20/20 19:14	1
1,3-Dichloropropane	0.52	U	6.5	0.52	0.23	ug/Kg	☼	11/20/20 19:14	1
2,2-Dichloropropane	2.1	U	6.5	2.1	0.57	ug/Kg	☼	11/20/20 19:14	1
1,1-Dichloropropene	0.52	U	6.5	0.52	0.21	ug/Kg	☼	11/20/20 19:14	1
cis-1,3-Dichloropropene	0.52	U	6.5	0.52	0.13	ug/Kg	☼	11/20/20 19:14	1
trans-1,3-Dichloropropene	0.26	U	6.5	0.26	0.11	ug/Kg	☼	11/20/20 19:14	1
Ethylbenzene	1.0	U	6.5	1.0	0.40	ug/Kg	☼	11/20/20 19:14	1
2-Hexanone	17	U	26	17	6.4	ug/Kg	☼	11/20/20 19:14	1
Hexachlorobutadiene	6.5	U	6.5	6.5	2.8	ug/Kg	☼	11/20/20 19:14	1
Isopropylbenzene	6.5	U	6.5	6.5	3.1	ug/Kg	☼	11/20/20 19:14	1
4-Isopropyltoluene	4.2	U	6.5	4.2	1.5	ug/Kg	☼	11/20/20 19:14	1
Methylene Chloride	4.2	U	6.5	4.2	2.1	ug/Kg	☼	11/20/20 19:14	1
4-Methyl-2-pentanone (MIBK)	17	U	26	17	5.7	ug/Kg	☼	11/20/20 19:14	1
Methyl tert-butyl ether	8.3	U	26	8.3	2.7	ug/Kg	☼	11/20/20 19:14	1
Naphthalene	8.7	U	8.7	8.7	4.3	ug/Kg	☼	11/20/20 19:14	1
N-Propylbenzene	2.1	U	6.5	2.1	0.76	ug/Kg	☼	11/20/20 19:14	1
Styrene	1.0	U	6.5	1.0	0.36	ug/Kg	☼	11/20/20 19:14	1
1,1,1,2-Tetrachloroethane	6.5	U	6.5	6.5	2.9	ug/Kg	☼	11/20/20 19:14	1
1,1,2,2-Tetrachloroethane	1.0	U	6.5	1.0	0.37	ug/Kg	☼	11/20/20 19:14	1
Tetrachloroethene	6.5	U	6.5	6.5	2.5	ug/Kg	☼	11/20/20 19:14	1
Toluene	**0.48**	**J**	6.5	1.0	0.30	ug/Kg	☼	11/20/20 19:14	1
1,2,3-Trichlorobenzene	4.2	U	6.5	4.2	1.1	ug/Kg	☼	11/20/20 19:14	1
1,1,1-Trichloroethane	6.5	U	6.5	6.5	2.6	ug/Kg	☼	11/20/20 19:14	1
1,1,2-Trichloroethane	4.2	U	6.5	4.2	1.1	ug/Kg	☼	11/20/20 19:14	1
Trichloroethene	6.5	U	6.5	6.5	2.5	ug/Kg	☼	11/20/20 19:14	1
Trichlorofluoromethane	13	U Q	13	13	4.2	ug/Kg	☼	11/20/20 19:14	1
1,2,4-Trichlorobenzene	2.1	U	6.5	2.1	0.95	ug/Kg	☼	11/20/20 19:14	1
1,2,3-Trichloropropane	1.0	U	6.5	1.0	0.28	ug/Kg	☼	11/20/20 19:14	1
1,2,4-Trimethylbenzene	6.5	U	6.5	6.5	3.0	ug/Kg	☼	11/20/20 19:14	1
1,3,5-Trimethylbenzene	6.5	U	6.5	6.5	3.2	ug/Kg	☼	11/20/20 19:14	1
Vinyl chloride	4.2	U M	6.5	4.2	1.7	ug/Kg	☼	11/20/20 19:14	1
o-Xylene	1.0	U	6.5	1.0	0.35	ug/Kg	☼	11/20/20 19:14	1
m-Xylene & p-Xylene	4.2	U	4.2	4.2	1.4	ug/Kg	☼	11/20/20 19:14	1
2-Chlorotoluene	2.1	U	6.5	2.1	0.66	ug/Kg	☼	11/20/20 19:14	1

Surrogate	*%Recovery*	*Qualifier*	*Limits*	*Prepared*	*Analyzed*	*Dil Fac*
Toluene-d8 (Surr)	*98*		*85 - 116*	*11/12/20 17:09*	*11/20/20 19:14*	*1*
1,2-Dichloroethane-d4 (Surr)	*116*		*71 - 136*	*11/12/20 17:09*	*11/20/20 19:14*	*1*
4-Bromofluorobenzene (Surr)	*104*		*79 - 119*	*11/12/20 17:09*	*11/20/20 19:14*	*1*
Dibromofluoromethane (Surr)	*97*		*78 - 119*	*11/12/20 17:09*	*11/20/20 19:14*	*1*

Method: 8260B - Volatile Organic Compounds (GC/MS)

Client Sample ID: V-106V3-111120-260
Date Collected: 11/11/20 16:13
Date Received: 11/12/20 09:15

Lab Sample ID: 280-142697-8
Matrix: Solid
Percent Solids: 90.3

Analyte	Result	Qualifier	LOQ	LOD	DL	Unit	D	Analyzed	Dil Fac
Benzene	**1.2**	**J**	5.1	0.41	0.16	ug/Kg	☼	11/20/20 19:36	1
Bromobenzene	1.6	U	5.1	1.6	0.50	ug/Kg	☼	11/20/20 19:36	1
Bromochloromethane	5.1	U	5.1	5.1	2.5	ug/Kg	☼	11/20/20 19:36	1
Bromodichloromethane	5.1	U	5.1	5.1	2.2	ug/Kg	☼	11/20/20 19:36	1
Bromoform	5.2	U	5.2	5.2	2.6	ug/Kg	☼	11/20/20 19:36	1
Bromomethane	3.3	U	10	3.3	1.4	ug/Kg	☼	11/20/20 19:36	1
n-Butylbenzene	1.6	U	5.1	1.6	0.57	ug/Kg	☼	11/20/20 19:36	1
sec-Butylbenzene	1.6	U	5.1	1.6	0.79	ug/Kg	☼	11/20/20 19:36	1
tert-Butylbenzene	1.6	U	5.1	1.6	0.51	ug/Kg	☼	11/20/20 19:36	1
Carbon disulfide	5.1	U	5.1	5.1	1.7	ug/Kg	☼	11/20/20 19:36	1
Carbon tetrachloride	5.1	U	5.1	5.1	2.1	ug/Kg	☼	11/20/20 19:36	1
Chlorobenzene	5.1	U	5.1	5.1	2.1	ug/Kg	☼	11/20/20 19:36	1
Chloroethane	6.6	U	10	6.6	2.0	ug/Kg	☼	11/20/20 19:36	1
Chloroform	0.82	U	10	0.82	0.30	ug/Kg	☼	11/20/20 19:36	1
Chloromethane	1.6	U	10	1.6	0.79	ug/Kg	☼	11/20/20 19:36	1
4-Chlorotoluene	0.82	U	5.1	0.82	0.37	ug/Kg	☼	11/20/20 19:36	1
Dibromochloromethane	5.1	U	5.1	5.1	2.3	ug/Kg	☼	11/20/20 19:36	1
1,2-Dibromo-3-Chloropropane	10	U	10	10	3.8	ug/Kg	☼	11/20/20 19:36	1
Dichlorodifluoromethane	6.6	U	10	6.6	2.8	ug/Kg	☼	11/20/20 19:36	1
Dibromomethane	0.82	U	5.1	0.82	0.33	ug/Kg	☼	11/20/20 19:36	1
Ethylene Dibromide	**5.1**		5.1	1.6	0.53	ug/Kg	☼	11/20/20 19:36	1
1,2-Dichlorobenzene	5.1	U	5.1	5.1	1.9	ug/Kg	☼	11/20/20 19:36	1
1,3-Dichlorobenzene	1.6	U	5.1	1.6	0.49	ug/Kg	☼	11/20/20 19:36	1
1,4-Dichlorobenzene	0.82	U M	5.1	0.82	0.25	ug/Kg	☼	11/20/20 19:36	1
1,1-Dichloroethane	0.82	U	5.1	0.82	0.22	ug/Kg	☼	11/20/20 19:36	1
1,2-Dichloroethane	1.6	U	5.1	1.6	0.72	ug/Kg	☼	11/20/20 19:36	1
1,1-Dichloroethene	1.6	U	5.1	1.6	0.61	ug/Kg	☼	11/20/20 19:36	1
1,2-Dichloroethene, Total	1.6	U	5.1	1.6	0.40	ug/Kg	☼	11/20/20 19:36	1
cis-1,2-Dichloroethene	0.82	U	5.1	0.82	0.21	ug/Kg	☼	11/20/20 19:36	1
trans-1,2-Dichloroethene	0.82	U	5.1	0.82	0.40	ug/Kg	☼	11/20/20 19:36	1
1,2-Dichloropropane	1.6	U M	5.1	1.6	0.56	ug/Kg	☼	11/20/20 19:36	1
1,3-Dichloropropane	0.41	U	5.1	0.41	0.18	ug/Kg	☼	11/20/20 19:36	1
2,2-Dichloropropane	1.6	U	5.1	1.6	0.45	ug/Kg	☼	11/20/20 19:36	1
1,1-Dichloropropene	0.41	U	5.1	0.41	0.17	ug/Kg	☼	11/20/20 19:36	1
cis-1,3-Dichloropropene	0.41	U	5.1	0.41	0.10	ug/Kg	☼	11/20/20 19:36	1
trans-1,3-Dichloropropene	0.21	U	5.1	0.21	0.085	ug/Kg	☼	11/20/20 19:36	1
Ethylbenzene	**0.34**	**J**	5.1	0.82	0.31	ug/Kg	☼	11/20/20 19:36	1
2-Hexanone	**120**		21	13	5.0	ug/Kg	☼	11/20/20 19:36	1
Hexachlorobutadiene	5.1	U	5.1	5.1	2.2	ug/Kg	☼	11/20/20 19:36	1
Isopropylbenzene	5.1	U	5.1	5.1	2.5	ug/Kg	☼	11/20/20 19:36	1
4-Isopropyltoluene	3.3	U	5.1	3.3	1.2	ug/Kg	☼	11/20/20 19:36	1
Methylene Chloride	3.3	U M	5.1	3.3	1.6	ug/Kg	☼	11/20/20 19:36	1
4-Methyl-2-pentanone (MIBK)	**94**		21	13	4.5	ug/Kg	☼	11/20/20 19:36	1
Methyl tert-butyl ether	6.6	U M	21	6.6	2.2	ug/Kg	☼	11/20/20 19:36	1
Naphthalene	6.9	U	6.9	6.9	3.4	ug/Kg	☼	11/20/20 19:36	1
N-Propylbenzene	1.6	U	5.1	1.6	0.60	ug/Kg	☼	11/20/20 19:36	1
Styrene	0.82	U M	5.1	0.82	0.29	ug/Kg	☼	11/20/20 19:36	1
1,1,1,2-Tetrachloroethane	5.1	U	5.1	5.1	2.3	ug/Kg	☼	11/20/20 19:36	1
1,1,2,2-Tetrachloroethane	0.82	U M	5.1	0.82	0.29	ug/Kg	☼	11/20/20 19:36	1

Method: 8260B - Volatile Organic Compounds (GC/MS) (Continued)

Client Sample ID: V-106V3-111120-260 — **Lab Sample ID: 280-142697-8**
Date Collected: 11/11/20 16:13 — **Matrix: Solid**
Date Received: 11/12/20 09:15 — **Percent Solids: 90.3**

Analyte	Result	Qualifier	LOQ	LOD	DL	Unit	D	Analyzed	Dil Fac
Tetrachloroethene	5.1	U	5.1	5.1	2.0	ug/Kg	☼	11/20/20 19:36	1
Toluene	**4.6**	**J**	5.1	0.82	0.23	ug/Kg	☼	11/20/20 19:36	1
1,2,3-Trichlorobenzene	3.3	U	5.1	3.3	0.83	ug/Kg	☼	11/20/20 19:36	1
1,1,1-Trichloroethane	5.1	U	5.1	5.1	2.0	ug/Kg	☼	11/20/20 19:36	1
1,1,2-Trichloroethane	3.3	U	5.1	3.3	0.90	ug/Kg	☼	11/20/20 19:36	1
Trichloroethene	5.1	U	5.1	5.1	2.0	ug/Kg	☼	11/20/20 19:36	1
Trichlorofluoromethane	10	U Q	10	10	3.3	ug/Kg	☼	11/20/20 19:36	1
1,2,4-Trichlorobenzene	1.6	U	5.1	1.6	0.75	ug/Kg	☼	11/20/20 19:36	1
1,2,3-Trichloropropane	0.82	U M	5.1	0.82	0.22	ug/Kg	☼	11/20/20 19:36	1
1,2,4-Trimethylbenzene	5.1	U M	5.1	5.1	2.4	ug/Kg	☼	11/20/20 19:36	1
1,3,5-Trimethylbenzene	5.1	U	5.1	5.1	2.5	ug/Kg	☼	11/20/20 19:36	1
Vinyl chloride	3.3	U M	5.1	3.3	1.4	ug/Kg	☼	11/20/20 19:36	1
o-Xylene	**0.83**	**J**	5.1	0.82	0.27	ug/Kg	☼	11/20/20 19:36	1
m-Xylene & p-Xylene	3.3	U	3.3	3.3	1.1	ug/Kg	☼	11/20/20 19:36	1
2-Chlorotoluene	1.6	U	5.1	1.6	0.52	ug/Kg	☼	11/20/20 19:36	1

Surrogate	*%Recovery*	*Qualifier*	*Limits*	*Prepared*	*Analyzed*	*Dil Fac*
Toluene-d8 (Surr)	*100*		*85 - 116*	*11/12/20 17:09*	*11/20/20 19:36*	*1*
1,2-Dichloroethane-d4 (Surr)	*118*		*71 - 136*	*11/12/20 17:09*	*11/20/20 19:36*	*1*
4-Bromofluorobenzene (Surr)	*103*		*79 - 119*	*11/12/20 17:09*	*11/20/20 19:36*	*1*
Dibromofluoromethane (Surr)	*98*		*78 - 119*	*11/12/20 17:09*	*11/20/20 19:36*	*1*

Client Sample ID: RB-106V3-101120-01 — **Lab Sample ID: 280-142701-1**
Date Collected: 11/10/20 16:45 — **Matrix: Water**
Date Received: 11/12/20 09:15

Analyte	Result	Qualifier	LOQ	LOD	DL	Unit	D	Analyzed	Dil Fac
Acetone	6.4	U	10	6.4	1.9	ug/L		11/23/20 17:49	1
Benzene	0.40	U	1.0	0.40	0.16	ug/L		11/23/20 17:49	1
Bromobenzene	0.40	U	1.0	0.40	0.17	ug/L		11/23/20 17:49	1
Bromochloromethane	0.20	U	1.0	0.20	0.10	ug/L		11/23/20 17:49	1
Bromodichloromethane	0.40	U	1.0	0.40	0.17	ug/L		11/23/20 17:49	1
Bromoform	1.0	U	1.0	1.0	0.46	ug/L		11/23/20 17:49	1
Bromomethane	0.80	U Q	2.0	0.80	0.21	ug/L		11/23/20 17:49	1
2-Butanone (MEK)	4.0	U	6.0	4.0	2.0	ug/L		11/23/20 17:49	1
n-Butylbenzene	0.80	U	1.0	0.80	0.14	ug/L		11/23/20 17:49	1
sec-Butylbenzene	0.40	U	1.0	0.40	0.17	ug/L		11/23/20 17:49	1
tert-Butylbenzene	0.40	U	1.0	0.40	0.16	ug/L		11/23/20 17:49	1
Carbon disulfide	0.80	U M	2.0	0.80	0.17	ug/L		11/23/20 17:49	1
Carbon tetrachloride	0.40	U	2.0	0.40	0.19	ug/L		11/23/20 17:49	1
Chlorobenzene	0.40	U	1.0	0.40	0.17	ug/L		11/23/20 17:49	1
Chloroethane	1.6	U	2.0	1.6	0.41	ug/L		11/23/20 17:49	1
Chloroform	0.40	U	1.0	0.40	0.16	ug/L		11/23/20 17:49	1
Chloromethane	0.80	U	2.0	0.80	0.30	ug/L		11/23/20 17:49	1
4-Chlorotoluene	0.80	U	1.0	0.80	0.21	ug/L		11/23/20 17:49	1
Dibromochloromethane	0.40	U	1.0	0.40	0.17	ug/L		11/23/20 17:49	1
1,2-Dibromo-3-Chloropropane	1.6	U	5.0	1.6	0.47	ug/L		11/23/20 17:49	1
Dichlorodifluoromethane	0.80	U	2.0	0.80	0.31	ug/L		11/23/20 17:49	1
Dibromomethane	0.40	U	1.0	0.40	0.17	ug/L		11/23/20 17:49	1
Ethylene Dibromide	0.40	U	1.0	0.40	0.18	ug/L		11/23/20 17:49	1
1,2-Dichlorobenzene	0.40	U	1.0	0.40	0.15	ug/L		11/23/20 17:49	1

Method: 8260B - Volatile Organic Compounds (GC/MS) (Continued)

Client Sample ID: RB-106V3-101120-01
Date Collected: 11/10/20 16:45
Date Received: 11/12/20 09:15

Lab Sample ID: 280-142701-1
Matrix: Water

Analyte	Result	Qualifier	LOQ	LOD	DL	Unit	D	Analyzed	Dil Fac
1,3-Dichlorobenzene	0.40	U	1.0	0.40	0.13	ug/L		11/23/20 17:49	1
1,4-Dichlorobenzene	0.40	U	1.0	0.40	0.16	ug/L		11/23/20 17:49	1
1,1-Dichloroethane	0.80	U	1.0	0.80	0.22	ug/L		11/23/20 17:49	1
1,2-Dichloroethane	0.40	U	1.0	0.40	0.13	ug/L		11/23/20 17:49	1
1,1-Dichloroethene	0.80	U	1.0	0.80	0.23	ug/L		11/23/20 17:49	1
1,2-Dichloroethene, Total	0.40	U	1.0	0.40	0.15	ug/L		11/23/20 17:49	1
cis-1,2-Dichloroethene	0.40	U	1.0	0.40	0.15	ug/L		11/23/20 17:49	1
trans-1,2-Dichloroethene	0.40	U	1.0	0.40	0.15	ug/L		11/23/20 17:49	1
1,2-Dichloropropane	0.40	U	1.0	0.40	0.18	ug/L		11/23/20 17:49	1
1,3-Dichloropropane	0.20	U	1.0	0.20	0.090	ug/L		11/23/20 17:49	1
2,2-Dichloropropane	0.80	U Q	1.0	0.80	0.38	ug/L		11/23/20 17:49	1
1,1-Dichloropropene	0.40	U	1.0	0.40	0.19	ug/L		11/23/20 17:49	1
cis-1,3-Dichloropropene	0.40	U	1.0	0.40	0.16	ug/L		11/23/20 17:49	1
trans-1,3-Dichloropropene	0.40	U	1.0	0.40	0.19	ug/L		11/23/20 17:49	1
Ethylbenzene	0.40	U	1.0	0.40	0.16	ug/L		11/23/20 17:49	1
2-Hexanone	4.0	U	5.0	4.0	1.7	ug/L		11/23/20 17:49	1
Hexachlorobutadiene	0.80	U	1.0	0.80	0.36	ug/L		11/23/20 17:49	1
Isopropylbenzene	0.40	U	1.0	0.40	0.19	ug/L		11/23/20 17:49	1
4-Isopropyltoluene	0.40	U	1.0	0.40	0.20	ug/L		11/23/20 17:49	1
Methylene Chloride	2.0	U	5.0	2.0	0.94	ug/L		11/23/20 17:49	1
4-Methyl-2-pentanone (MIBK)	3.2	U	5.0	3.2	0.98	ug/L		11/23/20 17:49	1
Methyl tert-butyl ether	0.80	U	5.0	0.80	0.25	ug/L		11/23/20 17:49	1
Naphthalene	0.80	U	1.0	0.80	0.22	ug/L		11/23/20 17:49	1
N-Propylbenzene	0.40	U	1.0	0.40	0.16	ug/L		11/23/20 17:49	1
Styrene	0.80	U	1.0	0.80	0.36	ug/L		11/23/20 17:49	1
1,1,1,2-Tetrachloroethane	0.80	U	1.0	0.80	0.21	ug/L		11/23/20 17:49	1
1,1,2,2-Tetrachloroethane	0.80	U	1.0	0.80	0.21	ug/L		11/23/20 17:49	1
Tetrachloroethene	0.40	U	1.0	0.40	0.20	ug/L		11/23/20 17:49	1
Toluene	0.40	U	1.0	0.40	0.17	ug/L		11/23/20 17:49	1
1,2,3-Trichlorobenzene	0.80	U	1.0	0.80	0.21	ug/L		11/23/20 17:49	1
1,1,1-Trichloroethane	0.40	U	1.0	0.40	0.16	ug/L		11/23/20 17:49	1
1,1,2-Trichloroethane	0.80	U	1.0	0.80	0.27	ug/L		11/23/20 17:49	1
Trichloroethene	0.40	U	1.0	0.40	0.16	ug/L		11/23/20 17:49	1
Trichlorofluoromethane	0.80	U	2.0	0.80	0.29	ug/L		11/23/20 17:49	1
1,2,4-Trichlorobenzene	0.80	U	1.0	0.80	0.21	ug/L		11/23/20 17:49	1
1,2,3-Trichloropropane	0.80	U	3.0	0.80	0.33	ug/L		11/23/20 17:49	1
1,2,4-Trimethylbenzene	0.40	U	1.0	0.40	0.15	ug/L		11/23/20 17:49	1
1,3,5-Trimethylbenzene	0.40	U	1.0	0.40	0.16	ug/L		11/23/20 17:49	1
Vinyl chloride	0.20	U	1.5	0.20	0.10	ug/L		11/23/20 17:49	1
o-Xylene	0.40	U	1.0	0.40	0.19	ug/L		11/23/20 17:49	1
m-Xylene & p-Xylene	**0.17**	**J**	2.0	0.80	0.15	ug/L		11/23/20 17:49	1
2-Chlorotoluene	0.40	U	1.0	0.40	0.17	ug/L		11/23/20 17:49	1

Surrogate	*%Recovery*	*Qualifier*	*Limits*	*Prepared*	*Analyzed*	*Dil Fac*
Toluene-d8 (Surr)	*103*		*89 - 112*		*11/23/20 17:49*	*1*
1,2-Dichloroethane-d4 (Surr)	*103*		*81 - 118*		*11/23/20 17:49*	*1*
4-Bromofluorobenzene (Surr)	*96*		*85 - 114*		*11/23/20 17:49*	*1*
Dibromofluoromethane (Surr)	*100*		*80 - 119*		*11/23/20 17:49*	*1*

Method: 8260B - Volatile Organic Compounds (GC/MS)

Client Sample ID: RB-106V3-111120-01
Date Collected: 11/11/20 09:15
Date Received: 11/12/20 09:15

Lab Sample ID: 280-142701-2
Matrix: Water

Analyte	Result	Qualifier	LOQ	LOD	DL	Unit	D	Analyzed	Dil Fac
Acetone	6.4	U	10	6.4	1.9	ug/L		11/23/20 18:10	1
Benzene	0.40	U	1.0	0.40	0.16	ug/L		11/23/20 18:10	1
Bromobenzene	0.40	U	1.0	0.40	0.17	ug/L		11/23/20 18:10	1
Bromochloromethane	0.20	U	1.0	0.20	0.10	ug/L		11/23/20 18:10	1
Bromodichloromethane	0.40	U	1.0	0.40	0.17	ug/L		11/23/20 18:10	1
Bromoform	1.0	U	1.0	1.0	0.46	ug/L		11/23/20 18:10	1
Bromomethane	0.80	U Q	2.0	0.80	0.21	ug/L		11/23/20 18:10	1
2-Butanone (MEK)	4.0	U	6.0	4.0	2.0	ug/L		11/23/20 18:10	1
n-Butylbenzene	0.80	U	1.0	0.80	0.14	ug/L		11/23/20 18:10	1
sec-Butylbenzene	0.40	U	1.0	0.40	0.17	ug/L		11/23/20 18:10	1
tert-Butylbenzene	0.40	U	1.0	0.40	0.16	ug/L		11/23/20 18:10	1
Carbon disulfide	0.80	U	2.0	0.80	0.17	ug/L		11/23/20 18:10	1
Carbon tetrachloride	0.40	U	2.0	0.40	0.19	ug/L		11/23/20 18:10	1
Chlorobenzene	0.40	U	1.0	0.40	0.17	ug/L		11/23/20 18:10	1
Chloroethane	1.6	U	2.0	1.6	0.41	ug/L		11/23/20 18:10	1
Chloroform	0.40	U	1.0	0.40	0.16	ug/L		11/23/20 18:10	1
Chloromethane	0.80	U	2.0	0.80	0.30	ug/L		11/23/20 18:10	1
4-Chlorotoluene	0.80	U	1.0	0.80	0.21	ug/L		11/23/20 18:10	1
Dibromochloromethane	0.40	U	1.0	0.40	0.17	ug/L		11/23/20 18:10	1
1,2-Dibromo-3-Chloropropane	1.6	U	5.0	1.6	0.47	ug/L		11/23/20 18:10	1
Dichlorodifluoromethane	0.80	U	2.0	0.80	0.31	ug/L		11/23/20 18:10	1
Dibromomethane	0.40	U	1.0	0.40	0.17	ug/L		11/23/20 18:10	1
Ethylene Dibromide	0.40	U	1.0	0.40	0.18	ug/L		11/23/20 18:10	1
1,2-Dichlorobenzene	0.40	U	1.0	0.40	0.15	ug/L		11/23/20 18:10	1
1,3-Dichlorobenzene	0.40	U	1.0	0.40	0.13	ug/L		11/23/20 18:10	1
1,4-Dichlorobenzene	0.40	U	1.0	0.40	0.16	ug/L		11/23/20 18:10	1
1,1-Dichloroethane	0.80	U	1.0	0.80	0.22	ug/L		11/23/20 18:10	1
1,2-Dichloroethane	0.40	U	1.0	0.40	0.13	ug/L		11/23/20 18:10	1
1,1-Dichloroethene	0.80	U	1.0	0.80	0.23	ug/L		11/23/20 18:10	1
1,2-Dichloroethene, Total	0.40	U	1.0	0.40	0.15	ug/L		11/23/20 18:10	1
cis-1,2-Dichloroethene	0.40	U	1.0	0.40	0.15	ug/L		11/23/20 18:10	1
trans-1,2-Dichloroethene	0.40	U	1.0	0.40	0.15	ug/L		11/23/20 18:10	1
1,2-Dichloropropane	0.40	U	1.0	0.40	0.18	ug/L		11/23/20 18:10	1
1,3-Dichloropropane	0.20	U	1.0	0.20	0.090	ug/L		11/23/20 18:10	1
2,2-Dichloropropane	0.80	U Q	1.0	0.80	0.38	ug/L		11/23/20 18:10	1
1,1-Dichloropropene	0.40	U	1.0	0.40	0.19	ug/L		11/23/20 18:10	1
cis-1,3-Dichloropropene	0.40	U	1.0	0.40	0.16	ug/L		11/23/20 18:10	1
trans-1,3-Dichloropropene	0.40	U	1.0	0.40	0.19	ug/L		11/23/20 18:10	1
Ethylbenzene	0.40	U	1.0	0.40	0.16	ug/L		11/23/20 18:10	1
2-Hexanone	4.0	U	5.0	4.0	1.7	ug/L		11/23/20 18:10	1
Hexachlorobutadiene	0.80	U	1.0	0.80	0.36	ug/L		11/23/20 18:10	1
Isopropylbenzene	0.40	U	1.0	0.40	0.19	ug/L		11/23/20 18:10	1
4-Isopropyltoluene	0.40	U	1.0	0.40	0.20	ug/L		11/23/20 18:10	1
Methylene Chloride	2.0	U	5.0	2.0	0.94	ug/L		11/23/20 18:10	1
4-Methyl-2-pentanone (MIBK)	3.2	U	5.0	3.2	0.98	ug/L		11/23/20 18:10	1
Methyl tert-butyl ether	0.80	U	5.0	0.80	0.25	ug/L		11/23/20 18:10	1
Naphthalene	0.80	U	1.0	0.80	0.22	ug/L		11/23/20 18:10	1
N-Propylbenzene	0.40	U	1.0	0.40	0.16	ug/L		11/23/20 18:10	1
Styrene	0.80	U	1.0	0.80	0.36	ug/L		11/23/20 18:10	1

Method: 8260B - Volatile Organic Compounds (GC/MS) (Continued)

Client Sample ID: RB-106V3-111120-01 — **Lab Sample ID: 280-142701-2**
Date Collected: 11/11/20 09:15 — **Matrix: Water**
Date Received: 11/12/20 09:15

Analyte	Result	Qualifier	LOQ	LOD	DL	Unit	D	Analyzed	Dil Fac
1,1,1,2-Tetrachloroethane	0.80	U	1.0	0.80	0.21	ug/L		11/23/20 18:10	1
1,1,2,2-Tetrachloroethane	0.80	U	1.0	0.80	0.21	ug/L		11/23/20 18:10	1
Tetrachloroethene	0.40	U	1.0	0.40	0.20	ug/L		11/23/20 18:10	1
Toluene	0.40	U	1.0	0.40	0.17	ug/L		11/23/20 18:10	1
1,2,3-Trichlorobenzene	0.80	U	1.0	0.80	0.21	ug/L		11/23/20 18:10	1
1,1,1-Trichloroethane	0.40	U	1.0	0.40	0.16	ug/L		11/23/20 18:10	1
1,1,2-Trichloroethane	0.80	U	1.0	0.80	0.27	ug/L		11/23/20 18:10	1
Trichloroethene	0.40	U	1.0	0.40	0.16	ug/L		11/23/20 18:10	1
Trichlorofluoromethane	0.80	U	2.0	0.80	0.29	ug/L		11/23/20 18:10	1
1,2,4-Trichlorobenzene	0.80	U	1.0	0.80	0.21	ug/L		11/23/20 18:10	1
1,2,3-Trichloropropane	0.80	U	3.0	0.80	0.33	ug/L		11/23/20 18:10	1
1,2,4-Trimethylbenzene	0.40	U	1.0	0.40	0.15	ug/L		11/23/20 18:10	1
1,3,5-Trimethylbenzene	0.40	U	1.0	0.40	0.16	ug/L		11/23/20 18:10	1
Vinyl chloride	0.20	U	1.5	0.20	0.10	ug/L		11/23/20 18:10	1
o-Xylene	0.40	U	1.0	0.40	0.19	ug/L		11/23/20 18:10	1
m-Xylene & p-Xylene	0.80	U	2.0	0.80	0.15	ug/L		11/23/20 18:10	1
2-Chlorotoluene	0.40	U	1.0	0.40	0.17	ug/L		11/23/20 18:10	1

Surrogate	*%Recovery*	*Qualifier*	*Limits*	*Prepared*	*Analyzed*	*Dil Fac*
Toluene-d8 (Surr)	*93*		*89 - 112*		*11/23/20 18:10*	*1*
1,2-Dichloroethane-d4 (Surr)	*102*		*81 - 118*		*11/23/20 18:10*	*1*
4-Bromofluorobenzene (Surr)	*99*		*85 - 114*		*11/23/20 18:10*	*1*
Dibromofluoromethane (Surr)	*101*		*80 - 119*		*11/23/20 18:10*	*1*

Method: 8260B - Volatile Organic Compounds (GC/MS) - DL

Client Sample ID: V-106V3-111120-260 — **Lab Sample ID: 280-142697-8**
Date Collected: 11/11/20 16:13 — **Matrix: Solid**
Date Received: 11/12/20 09:15 — **Percent Solids: 90.3**

Analyte	Result	Qualifier	LOQ	LOD	DL	Unit	D	Analyzed	Dil Fac
Acetone	**27000**	**D**	3800	3800	1900	ug/Kg	☼	11/25/20 13:21	50
2-Butanone (MEK)	**6400**	**D**	1100	670	200	ug/Kg	☼	11/25/20 13:21	50

Surrogate	*%Recovery*	*Qualifier*	*Limits*	*Prepared*	*Analyzed*	*Dil Fac*
Toluene-d8 (Surr)	*97*		*85 - 116*	*11/12/20 17:40*	*11/25/20 13:21*	*50*
1,2-Dichloroethane-d4 (Surr)	*119*		*71 - 136*	*11/12/20 17:40*	*11/25/20 13:21*	*50*
4-Bromofluorobenzene (Surr)	*104*		*79 - 119*	*11/12/20 17:40*	*11/25/20 13:21*	*50*
Dibromofluoromethane (Surr)	*96*		*78 - 119*	*11/12/20 17:40*	*11/25/20 13:21*	*50*

Method: 8015D GRO - Gasoline Range Organics (GRO)

Client Sample ID: TB-106V3-111120-01 — **Lab Sample ID: 280-142697-1**
Date Collected: 11/11/20 17:00 — **Matrix: Water**
Date Received: 11/12/20 09:15

Analyte	Result	Qualifier	LOQ	LOD	DL	Unit	D	Analyzed	Dil Fac
Gasoline Range Organics (GRO)-C6-C10	25	U	25	25	10	ug/L		11/20/20 19:23	1

Surrogate	*%Recovery*	*Qualifier*	*Limits*	*Prepared*	*Analyzed*	*Dil Fac*
a,a,a-Trifluorotoluene	*94*		*82 - 110*		*11/20/20 19:23*	*1*

Method: 8015D GRO - Gasoline Range Organics (GRO)

Client Sample ID: P-106V3-111120-230 — **Lab Sample ID: 280-142697-3**
Date Collected: 11/11/20 10:25 — **Matrix: Solid**
Date Received: 11/12/20 09:15 — **Percent Solids: 94.1**

Analyte	Result	Qualifier	LOQ	LOD	DL	Unit	D	Analyzed	Dil Fac
Gasoline Range Organics (GRO)-C6-C10	2.3	U	2.3	2.3	0.88	mg/Kg	☼	11/22/20 15:26	1

Surrogate	*%Recovery*	*Qualifier*	*Limits*	*Prepared*	*Analyzed*	*Dil Fac*
a,a,a-Trifluorotoluene (Surr)	*99*		*77 - 123*	*11/12/20 17:40*	*11/22/20 15:26*	*1*

Client Sample ID: P-106V3-111120-240 — **Lab Sample ID: 280-142697-5**
Date Collected: 11/11/20 12:05 — **Matrix: Solid**
Date Received: 11/12/20 09:15 — **Percent Solids: 96.6**

Analyte	Result	Qualifier	LOQ	LOD	DL	Unit	D	Analyzed	Dil Fac
Gasoline Range Organics (GRO)-C6-C10	2.2	U	2.2	2.2	0.85	mg/Kg	☼	11/22/20 15:50	1

Surrogate	*%Recovery*	*Qualifier*	*Limits*	*Prepared*	*Analyzed*	*Dil Fac*
a,a,a-Trifluorotoluene (Surr)	*99*		*77 - 123*	*11/12/20 17:40*	*11/22/20 15:50*	*1*

Client Sample ID: P-106V3-111120-250 — **Lab Sample ID: 280-142697-7**
Date Collected: 11/11/20 13:15 — **Matrix: Solid**
Date Received: 11/12/20 09:15 — **Percent Solids: 93.1**

Analyte	Result	Qualifier	LOQ	LOD	DL	Unit	D	Analyzed	Dil Fac
Gasoline Range Organics (GRO)-C6-C10	2.7	U	2.7	2.7	1.0	mg/Kg	☼	11/22/20 16:14	1

Surrogate	*%Recovery*	*Qualifier*	*Limits*	*Prepared*	*Analyzed*	*Dil Fac*
a,a,a-Trifluorotoluene (Surr)	*99*		*77 - 123*	*11/12/20 17:40*	*11/22/20 16:14*	*1*

Client Sample ID: P-106V3-111120-260 — **Lab Sample ID: 280-142697-9**
Date Collected: 11/11/20 16:13 — **Matrix: Solid**
Date Received: 11/12/20 09:15 — **Percent Solids: 90.2**

Analyte	Result	Qualifier	LOQ	LOD	DL	Unit	D	Analyzed	Dil Fac
Gasoline Range Organics (GRO)-C6-C10	**1.6**	**J**	2.5	2.5	0.95	mg/Kg	☼	11/22/20 16:38	1

Surrogate	*%Recovery*	*Qualifier*	*Limits*	*Prepared*	*Analyzed*	*Dil Fac*
a,a,a-Trifluorotoluene (Surr)	*97*		*77 - 123*	*11/12/20 17:40*	*11/22/20 16:38*	*1*

Client Sample ID: RB-106V3-101120-01 — **Lab Sample ID: 280-142701-1**
Date Collected: 11/10/20 16:45 — **Matrix: Water**
Date Received: 11/12/20 09:15

Analyte	Result	Qualifier	LOQ	LOD	DL	Unit	D	Analyzed	Dil Fac
Gasoline Range Organics (GRO)-C6-C10	25	U	25	25	10	ug/L		11/20/20 23:52	1

Surrogate	*%Recovery*	*Qualifier*	*Limits*	*Prepared*	*Analyzed*	*Dil Fac*
a,a,a-Trifluorotoluene	*89*		*82 - 110*		*11/20/20 23:52*	*1*

Client Sample ID: RB-106V3-111120-01 — **Lab Sample ID: 280-142701-2**
Date Collected: 11/11/20 09:15 — **Matrix: Water**
Date Received: 11/12/20 09:15

Analyte	Result	Qualifier	LOQ	LOD	DL	Unit	D	Analyzed	Dil Fac
Gasoline Range Organics (GRO)-C6-C10	25	U	25	25	10	ug/L		11/21/20 00:15	1

Surrogate	*%Recovery*	*Qualifier*	*Limits*	*Prepared*	*Analyzed*	*Dil Fac*
a,a,a-Trifluorotoluene	*90*		*82 - 110*		*11/21/20 00:15*	*1*

Method: 8015D DRO - Diesel Range Organics (DRO) (GC)

Client Sample ID: P-106V3-111120-230 — **Lab Sample ID: 280-142697-3**
Date Collected: 11/11/20 10:25 — **Matrix: Solid**
Date Received: 11/12/20 09:15 — **Percent Solids: 94.1**

Analyte	Result	Qualifier	LOQ	LOD	DL	Unit	D	Analyzed	Dil Fac
Diesel Range Organics [C10-C28]	**3.6**	**J**	7.7	7.7	3.5	mg/Kg	☼	12/03/20 06:10	1
Motor Oil (C20-C38)	23	U	23	23	7.6	mg/Kg	☼	12/03/20 06:10	1

Surrogate	*%Recovery*	*Qualifier*	*Limits*	*Prepared*	*Analyzed*	*Dil Fac*
o-Terphenyl (Surr)	*63*		*45 - 130*	*11/19/20 11:33*	*12/03/20 06:10*	*1*
n-Octacosane	*79*		*25 - 162*	*11/19/20 11:33*	*12/03/20 06:10*	*1*

Client Sample ID: P-106V3-111120-240 — **Lab Sample ID: 280-142697-5**
Date Collected: 11/11/20 12:05 — **Matrix: Solid**
Date Received: 11/12/20 09:15 — **Percent Solids: 96.6**

Analyte	Result	Qualifier	LOQ	LOD	DL	Unit	D	Analyzed	Dil Fac
Diesel Range Organics [C10-C28]	8.1	U	8.1	8.1	3.7	mg/Kg	☼	12/03/20 06:30	1
Motor Oil (C20-C38)	24	U	24	24	7.9	mg/Kg	☼	12/03/20 06:30	1

Surrogate	*%Recovery*	*Qualifier*	*Limits*	*Prepared*	*Analyzed*	*Dil Fac*
o-Terphenyl (Surr)	*64*		*45 - 130*	*11/19/20 11:33*	*12/03/20 06:30*	*1*
n-Octacosane	*73*		*25 - 162*	*11/19/20 11:33*	*12/03/20 06:30*	*1*

Client Sample ID: P-106V3-111120-250 — **Lab Sample ID: 280-142697-7**
Date Collected: 11/11/20 13:15 — **Matrix: Solid**
Date Received: 11/12/20 09:15 — **Percent Solids: 93.1**

Analyte	Result	Qualifier	LOQ	LOD	DL	Unit	D	Analyzed	Dil Fac
Diesel Range Organics [C10-C28]	**4.5**	**J**	8.1	8.1	3.7	mg/Kg	☼	12/03/20 06:51	1
Motor Oil (C20-C38)	24	U	24	24	7.9	mg/Kg	☼	12/03/20 06:51	1

Surrogate	*%Recovery*	*Qualifier*	*Limits*	*Prepared*	*Analyzed*	*Dil Fac*
o-Terphenyl (Surr)	*61*		*45 - 130*	*11/19/20 11:33*	*12/03/20 06:51*	*1*
n-Octacosane	*74*		*25 - 162*	*11/19/20 11:33*	*12/03/20 06:51*	*1*

Client Sample ID: P-106V3-111120-260 — **Lab Sample ID: 280-142697-9**
Date Collected: 11/11/20 16:13 — **Matrix: Solid**
Date Received: 11/12/20 09:15 — **Percent Solids: 90.2**

Analyte	Result	Qualifier	LOQ	LOD	DL	Unit	D	Analyzed	Dil Fac
Diesel Range Organics [C10-C28]	8.3	U	8.3	8.3	3.8	mg/Kg	☼	12/03/20 07:11	1
Motor Oil (C20-C38)	24	U	25	24	8.1	mg/Kg	☼	12/03/20 07:11	1

Surrogate	*%Recovery*	*Qualifier*	*Limits*	*Prepared*	*Analyzed*	*Dil Fac*
o-Terphenyl (Surr)	*61*		*45 - 130*	*11/19/20 11:33*	*12/03/20 07:11*	*1*
n-Octacosane	*73*		*25 - 162*	*11/19/20 11:33*	*12/03/20 07:11*	*1*

Client Sample ID: RB-106V3-101120-01 — **Lab Sample ID: 280-142701-1**
Date Collected: 11/10/20 16:45 — **Matrix: Water**
Date Received: 11/12/20 09:15

Analyte	Result	Qualifier	LOQ	LOD	DL	Unit	D	Analyzed	Dil Fac
Diesel Range Organics [C10-C28]	**0.71**		0.24	0.12	0.032	mg/L		12/02/20 23:21	1
Motor Oil (C20-C38)	**1.7**		0.48	0.12	0.054	mg/L		12/02/20 23:21	1

Surrogate	*%Recovery*	*Qualifier*	*Limits*	*Prepared*	*Analyzed*	*Dil Fac*
o-Terphenyl (Surr)	*73*		*56 - 125*	*11/15/20 15:03*	*12/02/20 23:21*	*1*
n-Octacosane	*95*		*60 - 142*	*11/15/20 15:03*	*12/02/20 23:21*	*1*

Method: 8015D DRO - Diesel Range Organics (DRO) (GC)

Client Sample ID: RB-106V3-111120-01 — **Lab Sample ID: 280-142701-2**
Date Collected: 11/11/20 09:15 — **Matrix: Water**
Date Received: 11/12/20 09:15

Analyte	Result	Qualifier	LOQ	LOD	DL	Unit	D	Analyzed	Dil Fac
Diesel Range Organics [C10-C28]	0.51		0.24	0.12	0.032	mg/L		12/02/20 23:41	1
Motor Oil (C20-C38)	0.51		0.49	0.12	0.054	mg/L		12/02/20 23:41	1

Surrogate	*%Recovery*	*Qualifier*	*Limits*	*Prepared*	*Analyzed*	*Dil Fac*
o-Terphenyl (Surr)	*79*		*56 - 125*	*11/15/20 15:03*	*12/02/20 23:41*	*1*
n-Octacosane	*107*		*60 - 142*	*11/15/20 15:03*	*12/02/20 23:41*	*1*

General Chemistry

Client Sample ID: V-106V3-111120-230 — **Lab Sample ID: 280-142697-2**
Date Collected: 11/11/20 10:25 — **Matrix: Solid**
Date Received: 11/12/20 09:15 — **Percent Solids: 95.6**

Analyte	Result	Qualifier	LOQ	LOD	DL	Unit	D	Analyzed	Dil Fac
Percent Moisture	4.4		0.1	0.05	0.1	%		11/16/20 14:11	1

Client Sample ID: P-106V3-111120-230 — **Lab Sample ID: 280-142697-3**
Date Collected: 11/11/20 10:25 — **Matrix: Solid**
Date Received: 11/12/20 09:15 — **Percent Solids: 94.1**

Analyte	Result	Qualifier	LOQ	LOD	DL	Unit	D	Analyzed	Dil Fac
Percent Moisture	5.9		0.1	0.05	0.1	%		11/16/20 14:11	1

Client Sample ID: V-106V3-111120-240 — **Lab Sample ID: 280-142697-4**
Date Collected: 11/11/20 12:05 — **Matrix: Solid**
Date Received: 11/12/20 09:15 — **Percent Solids: 96.4**

Analyte	Result	Qualifier	LOQ	LOD	DL	Unit	D	Analyzed	Dil Fac
Percent Moisture	3.6		0.1	0.05	0.1	%		11/16/20 14:11	1

Client Sample ID: P-106V3-111120-240 — **Lab Sample ID: 280-142697-5**
Date Collected: 11/11/20 12:05 — **Matrix: Solid**
Date Received: 11/12/20 09:15 — **Percent Solids: 96.6**

Analyte	Result	Qualifier	LOQ	LOD	DL	Unit	D	Analyzed	Dil Fac
Percent Moisture	3.4		0.1	0.05	0.1	%		11/16/20 14:11	1

Client Sample ID: V-106V3-111120-250 — **Lab Sample ID: 280-142697-6**
Date Collected: 11/11/20 13:15 — **Matrix: Solid**
Date Received: 11/12/20 09:15 — **Percent Solids: 91.9**

Analyte	Result	Qualifier	LOQ	LOD	DL	Unit	D	Analyzed	Dil Fac
Percent Moisture	8.1		0.1	0.05	0.1	%		11/16/20 14:11	1

Client Sample ID: P-106V3-111120-250 — **Lab Sample ID: 280-142697-7**
Date Collected: 11/11/20 13:15 — **Matrix: Solid**
Date Received: 11/12/20 09:15 — **Percent Solids: 93.1**

Analyte	Result	Qualifier	LOQ	LOD	DL	Unit	D	Analyzed	Dil Fac
Percent Moisture	6.9		0.1	0.05	0.1	%		11/16/20 14:11	1

Client Sample ID: V-106V3-111120-260 — **Lab Sample ID: 280-142697-8**
Date Collected: 11/11/20 16:13 — **Matrix: Solid**
Date Received: 11/12/20 09:15 — **Percent Solids: 90.3**

Analyte	Result	Qualifier	LOQ	LOD	DL	Unit	D	Analyzed	Dil Fac
Percent Moisture	9.7		0.1	0.05	0.1	%		11/16/20 14:11	1

Client Sample Results

Client: EA Engineering, Science, and Technology
Project/Site: Kirtland AFB Vadose Zone Coring

Job ID: 280-142697-1

General Chemistry

Client Sample ID: P-106V3-111120-260
Date Collected: 11/11/20 16:13
Date Received: 11/12/20 09:15

Lab Sample ID: 280-142697-9
Matrix: Solid
Percent Solids: 90.2

Analyte	Result	Qualifier	LOQ	LOD	DL	Unit	D	Analyzed	Dil Fac
Percent Moisture	9.8		0.1	0.05	0.1	%		11/16/20 14:11	1

Surrogate Summary

Client: EA Engineering, Science, and Technology
Project/Site: Kirtland AFB Vadose Zone Coring

Job ID: 280-142697-1

Method: 8260B - Volatile Organic Compounds (GC/MS)

Matrix: Solid **Prep Type: Total/NA**

		Percent Surrogate Recovery (Acceptance Limits)			
		TOL	DCA	BFB	DBFM
Lab Sample ID	Client Sample ID	(85-116)	(71-136)	(79-119)	(78-119)
280-142697-2	V-106V3-111120-230	98	116	101	96
280-142697-4	V-106V3-111120-240	101	114	103	94
280-142697-6	V-106V3-111120-250	98	116	104	97
280-142697-8	V-106V3-111120-260	100	118	103	98
280-142697-8 - DL	V-106V3-111120-260	97	119	104	96
LCS 280-516490/1-A	Lab Control Sample	99	112	104	96
LCSD 280-516490/3-A	Lab Control Sample Dup	99	115	104	97
MB 280-516490/21-A	Method Blank	95	118	106	96
MB 280-516490/5-A	Method Blank	96	118	103	97

Surrogate Legend

TOL = Toluene-d8 (Surr)
DCA = 1,2-Dichloroethane-d4 (Surr)
BFB = 4-Bromofluorobenzene (Surr)
DBFM = Dibromofluoromethane (Surr)

Method: 8260B - Volatile Organic Compounds (GC/MS)

Matrix: Water **Prep Type: Total/NA**

		Percent Surrogate Recovery (Acceptance Limits)			
		TOL	DCA	BFB	DBFM
Lab Sample ID	Client Sample ID	(89-112)	(81-118)	(85-114)	(80-119)
280-142697-1	TB-106V3-111120-01	102	96	97	95
280-142701-1	RB-106V3-101120-01	103	103	96	100
280-142701-2	RB-106V3-111120-01	93	102	99	101
LCS 280-517781/4	Lab Control Sample	103	101	105	99
LCS 280-518118/4	Lab Control Sample	100	95	95	101
LCSD 280-517781/5	Lab Control Sample Dup	100	99	103	100
LCSD 280-518118/5	Lab Control Sample Dup	99	103	94	104
MB 280-517781/9	Method Blank	105	101	103	99
MB 280-518118/8	Method Blank	100	98	98	95

Surrogate Legend

TOL = Toluene-d8 (Surr)
DCA = 1,2-Dichloroethane-d4 (Surr)
BFB = 4-Bromofluorobenzene (Surr)
DBFM = Dibromofluoromethane (Surr)

Method: 8015D GRO - Gasoline Range Organics (GRO)

Matrix: Solid **Prep Type: Total/NA**

		Percent Surrogate Recovery (Acceptance Limits)
		TFT1
Lab Sample ID	Client Sample ID	(77-123)
280-142697-3	P-106V3-111120-230	99
280-142697-5	P-106V3-111120-240	99
280-142697-7	P-106V3-111120-250	99
280-142697-9	P-106V3-111120-260	97
LCS 280-518073/1-A	Lab Control Sample	103
LCSD 280-518073/2-A	Lab Control Sample Dup	101
MB 280-518073/3-A	Method Blank	100

Surrogate Summary

Client: EA Engineering, Science, and Technology
Project/Site: Kirtland AFB Vadose Zone Coring

Job ID: 280-142697-1

Surrogate Legend

TFT = a,a,a-Trifluorotoluene (Surr)

Method: 8015D GRO - Gasoline Range Organics (GRO)

Matrix: Water **Prep Type: Total/NA**

		Percent Surrogate Recovery (Acceptance Limits)						
Lab Sample ID	Client Sample ID	TFT1 (82-110)						
280-142697-1	TB-106V3-111120-01	94						
280-142701-1	RB-106V3-101120-01	89						
280-142701-2	RB-106V3-111120-01	90						
LCS 280-517559/10	Lab Control Sample	96						
LCSD 280-517559/11	Lab Control Sample Dup	94						
MB 280-517559/12	Method Blank	95						

Surrogate Legend

TFT = a,a,a-Trifluorotoluene

Method: 8015D DRO - Diesel Range Organics (DRO) (GC)

Matrix: Solid **Prep Type: Total/NA**

		Percent Surrogate Recovery (Acceptance Limits)						
Lab Sample ID	Client Sample ID	OTPH1 (45-130)	OTCN1 (25-162)					
280-142697-3	P-106V3-111120-230	63	79					
280-142697-5	P-106V3-111120-240	64	73					
280-142697-7	P-106V3-111120-250	61	74					
280-142697-9	P-106V3-111120-260	61	73					
LCS 280-517288/2-A	Lab Control Sample	64	68					
LCS 280-517288/3-A	Lab Control Sample	77	94					
MB 280-517288/1-A	Method Blank	71	85					

Surrogate Legend

OTPH = o-Terphenyl (Surr)
OTCN = n-Octacosane

Method: 8015D DRO - Diesel Range Organics (DRO) (GC)

Matrix: Water **Prep Type: Total/NA**

		Percent Surrogate Recovery (Acceptance Limits)						
Lab Sample ID	Client Sample ID	OTPH1 (56-125)	OTCN1 (60-142)					
280-142701-1	RB-106V3-101120-01	73	95					
280-142701-2	RB-106V3-111120-01	79	107					
LCS 280-516803/2-A	Lab Control Sample	94	97					
LCS 280-516803/3-A	Lab Control Sample	83	100					
LCSD 280-516803/4-A	Lab Control Sample Dup	90	109					
MB 280-516803/1-A	Method Blank	79	91					

Surrogate Legend

OTPH = o-Terphenyl (Surr)
OTCN = n-Octacosane

Method: 8260B - Volatile Organic Compounds (GC/MS)

Lab Sample ID: MB 280-516490/21-A
Matrix: Solid
Analysis Batch: 518143

Client Sample ID: Method Blank
Prep Type: Total/NA
Prep Batch: 516490

Analyte	MB Result	MB Qualifier	LOQ	LOD	DL	Unit	D	Analyzed	Dil Fac
Acetone	3600	U	3600	3600	1800	ug/Kg		11/25/20 11:29	50
Benzene	20	U	250	20	7.6	ug/Kg		11/25/20 11:29	50
Bromobenzene	80	U	250	80	25	ug/Kg		11/25/20 11:29	50
Bromochloromethane	250	U	250	250	120	ug/Kg		11/25/20 11:29	50
Bromodichloromethane	250	U	250	250	110	ug/Kg		11/25/20 11:29	50
Bromoform	260	U	260	260	130	ug/Kg		11/25/20 11:29	50
Bromomethane	160	U	500	160	68	ug/Kg		11/25/20 11:29	50
2-Butanone (MEK)	640	U	1000	640	190	ug/Kg		11/25/20 11:29	50
n-Butylbenzene	80	U	250	80	28	ug/Kg		11/25/20 11:29	50
sec-Butylbenzene	80	U	250	80	39	ug/Kg		11/25/20 11:29	50
tert-Butylbenzene	80	U	250	80	25	ug/Kg		11/25/20 11:29	50
Carbon disulfide	250	U	250	250	83	ug/Kg		11/25/20 11:29	50
Carbon tetrachloride	250	U	250	250	100	ug/Kg		11/25/20 11:29	50
Chlorobenzene	250	U M	250	250	100	ug/Kg		11/25/20 11:29	50
Chloroethane	320	U	500	320	100	ug/Kg		11/25/20 11:29	50
Chloroform	40	U	500	40	15	ug/Kg		11/25/20 11:29	50
Chloromethane	80	U	500	80	39	ug/Kg		11/25/20 11:29	50
4-Chlorotoluene	40	U M	250	40	18	ug/Kg		11/25/20 11:29	50
Dibromochloromethane	250	U	250	250	110	ug/Kg		11/25/20 11:29	50
1,2-Dibromo-3-Chloropropane	500	U	500	500	180	ug/Kg		11/25/20 11:29	50
Dichlorodifluoromethane	320	U	500	320	140	ug/Kg		11/25/20 11:29	50
Dibromomethane	40	U	250	40	16	ug/Kg		11/25/20 11:29	50
Ethylene Dibromide	80	U	250	80	26	ug/Kg		11/25/20 11:29	50
1,2-Dichlorobenzene	250	U	250	250	94	ug/Kg		11/25/20 11:29	50
1,3-Dichlorobenzene	80	U M	250	80	24	ug/Kg		11/25/20 11:29	50
1,4-Dichlorobenzene	15.7	J D	250	40	12	ug/Kg		11/25/20 11:29	50
1,1-Dichloroethane	40	U	250	40	11	ug/Kg		11/25/20 11:29	50
1,2-Dichloroethane	80	U	250	80	35	ug/Kg		11/25/20 11:29	50
1,1-Dichloroethene	80	U	250	80	30	ug/Kg		11/25/20 11:29	50
1,2-Dichloroethene, Total	80	U	250	80	20	ug/Kg		11/25/20 11:29	50
cis-1,2-Dichloroethene	40	U	250	40	10	ug/Kg		11/25/20 11:29	50
trans-1,2-Dichloroethene	40	U	250	40	20	ug/Kg		11/25/20 11:29	50
1,2-Dichloropropane	80	U M	250	80	28	ug/Kg		11/25/20 11:29	50
1,3-Dichloropropane	20	U	250	20	8.7	ug/Kg		11/25/20 11:29	50
2,2-Dichloropropane	80	U	250	80	22	ug/Kg		11/25/20 11:29	50
1,1-Dichloropropene	20	U	250	20	8.2	ug/Kg		11/25/20 11:29	50
cis-1,3-Dichloropropene	20	U	250	20	5.0	ug/Kg		11/25/20 11:29	50
trans-1,3-Dichloropropene	10	U	250	10	4.2	ug/Kg		11/25/20 11:29	50
Ethylbenzene	40	U	250	40	15	ug/Kg		11/25/20 11:29	50
2-Hexanone	640	U	1000	640	240	ug/Kg		11/25/20 11:29	50
Hexachlorobutadiene	250	U	250	250	110	ug/Kg		11/25/20 11:29	50
Isopropylbenzene	250	U	250	250	120	ug/Kg		11/25/20 11:29	50
4-Isopropyltoluene	160	U	250	160	57	ug/Kg		11/25/20 11:29	50
Methylene Chloride	160	U M	250	160	80	ug/Kg		11/25/20 11:29	50
4-Methyl-2-pentanone (MIBK)	640	U M	1000	640	220	ug/Kg		11/25/20 11:29	50
Methyl tert-butyl ether	320	U	1000	320	110	ug/Kg		11/25/20 11:29	50
Naphthalene	340	U	340	340	170	ug/Kg		11/25/20 11:29	50
N-Propylbenzene	80	U	250	80	29	ug/Kg		11/25/20 11:29	50

Method: 8260B - Volatile Organic Compounds (GC/MS) (Continued)

Lab Sample ID: MB 280-516490/21-A
Matrix: Solid
Analysis Batch: 518143

Client Sample ID: Method Blank
Prep Type: Total/NA
Prep Batch: 516490

Analyte	MB Result	MB Qualifier	LOQ	LOD	DL	Unit	D	Analyzed	Dil Fac
Styrene	40	U	250	40	14	ug/Kg		11/25/20 11:29	50
1,1,1,2-Tetrachloroethane	250	U	250	250	110	ug/Kg		11/25/20 11:29	50
1,1,2,2-Tetrachloroethane	40	U	250	40	14	ug/Kg		11/25/20 11:29	50
Tetrachloroethene	250	U	250	250	96	ug/Kg		11/25/20 11:29	50
Toluene	40	U	250	40	11	ug/Kg		11/25/20 11:29	50
1,2,3-Trichlorobenzene	55.6	J D	250	160	41	ug/Kg		11/25/20 11:29	50
1,1,1-Trichloroethane	250	U	250	250	99	ug/Kg		11/25/20 11:29	50
1,1,2-Trichloroethane	160	U	250	160	44	ug/Kg		11/25/20 11:29	50
Trichloroethene	250	U	250	250	96	ug/Kg		11/25/20 11:29	50
Trichlorofluoromethane	500	U	500	500	160	ug/Kg		11/25/20 11:29	50
1,2,4-Trichlorobenzene	40.5	J D	250	80	37	ug/Kg		11/25/20 11:29	50
1,2,3-Trichloropropane	40	U	250	40	11	ug/Kg		11/25/20 11:29	50
1,2,4-Trimethylbenzene	250	U	250	250	120	ug/Kg		11/25/20 11:29	50
1,3,5-Trimethylbenzene	250	U	250	250	120	ug/Kg		11/25/20 11:29	50
Vinyl chloride	160	U M	250	160	67	ug/Kg		11/25/20 11:29	50
o-Xylene	40	U	250	40	13	ug/Kg		11/25/20 11:29	50
m-Xylene & p-Xylene	160	U	160	160	52	ug/Kg		11/25/20 11:29	50
2-Chlorotoluene	80	U	250	80	26	ug/Kg		11/25/20 11:29	50

Surrogate	*MB %Recovery*	*MB Qualifier*	*Limits*	*Prepared*	*Analyzed*	*Dil Fac*
Toluene-d8 (Surr)	*95*		*85 - 116*	*11/12/20 17:40*	*11/25/20 11:29*	*50*
1,2-Dichloroethane-d4 (Surr)	*118*		*71 - 136*	*11/12/20 17:40*	*11/25/20 11:29*	*50*
4-Bromofluorobenzene (Surr)	*106*		*79 - 119*	*11/12/20 17:40*	*11/25/20 11:29*	*50*
Dibromofluoromethane (Surr)	*96*		*78 - 119*	*11/12/20 17:40*	*11/25/20 11:29*	*50*

Lab Sample ID: MB 280-516490/5-A
Matrix: Solid
Analysis Batch: 517667

Client Sample ID: Method Blank
Prep Type: Total/NA
Prep Batch: 516490

Analyte	MB Result	MB Qualifier	LOQ	LOD	DL	Unit	D	Analyzed	Dil Fac
Acetone	36.0	J	72	72	36	ug/Kg		11/20/20 12:57	1
Benzene	0.40	U	5.0	0.40	0.15	ug/Kg		11/20/20 12:57	1
Bromobenzene	1.6	U	5.0	1.6	0.49	ug/Kg		11/20/20 12:57	1
Bromochloromethane	5.0	U	5.0	5.0	2.5	ug/Kg		11/20/20 12:57	1
Bromodichloromethane	5.0	U	5.0	5.0	2.1	ug/Kg		11/20/20 12:57	1
Bromoform	5.1	U	5.1	5.1	2.6	ug/Kg		11/20/20 12:57	1
Bromomethane	3.2	U	10	3.2	1.4	ug/Kg		11/20/20 12:57	1
2-Butanone (MEK)	13	U	20	13	3.9	ug/Kg		11/20/20 12:57	1
n-Butylbenzene	1.6	U	5.0	1.6	0.56	ug/Kg		11/20/20 12:57	1
sec-Butylbenzene	1.6	U	5.0	1.6	0.77	ug/Kg		11/20/20 12:57	1
tert-Butylbenzene	1.6	U	5.0	1.6	0.50	ug/Kg		11/20/20 12:57	1
Carbon disulfide	5.0	U	5.0	5.0	1.7	ug/Kg		11/20/20 12:57	1
Carbon tetrachloride	5.0	U	5.0	5.0	2.0	ug/Kg		11/20/20 12:57	1
Chlorobenzene	5.0	U M	5.0	5.0	2.1	ug/Kg		11/20/20 12:57	1
Chloroethane	6.4	U	10	6.4	2.0	ug/Kg		11/20/20 12:57	1
Chloroform	0.80	U	10	0.80	0.29	ug/Kg		11/20/20 12:57	1
Chloromethane	1.6	U	10	1.6	0.77	ug/Kg		11/20/20 12:57	1
4-Chlorotoluene	0.80	U	5.0	0.80	0.36	ug/Kg		11/20/20 12:57	1

Method: 8260B - Volatile Organic Compounds (GC/MS) (Continued)

Lab Sample ID: MB 280-516490/5-A
Matrix: Solid
Analysis Batch: 517667

Client Sample ID: Method Blank
Prep Type: Total/NA
Prep Batch: 516490

Analyte	MB Result	MB Qualifier	LOQ	LOD	DL	Unit	D	Analyzed	Dil Fac
Dibromochloromethane	5.0	U	5.0	5.0	2.3	ug/Kg		11/20/20 12:57	1
1,2-Dibromo-3-Chloropropane	10	U	10	10	3.7	ug/Kg		11/20/20 12:57	1
Dichlorodifluoromethane	6.4	U	10	6.4	2.7	ug/Kg		11/20/20 12:57	1
Dibromomethane	0.80	U	5.0	0.80	0.32	ug/Kg		11/20/20 12:57	1
Ethylene Dibromide	1.6	U	5.0	1.6	0.52	ug/Kg		11/20/20 12:57	1
1,2-Dichlorobenzene	5.0	U	5.0	5.0	1.9	ug/Kg		11/20/20 12:57	1
1,3-Dichlorobenzene	1.6	U	5.0	1.6	0.48	ug/Kg		11/20/20 12:57	1
1,4-Dichlorobenzene	0.444	J	5.0	0.80	0.25	ug/Kg		11/20/20 12:57	1
1,1-Dichloroethane	0.80	U	5.0	0.80	0.21	ug/Kg		11/20/20 12:57	1
1,2-Dichloroethane	1.6	U	5.0	1.6	0.70	ug/Kg		11/20/20 12:57	1
1,1-Dichloroethene	1.6	U	5.0	1.6	0.59	ug/Kg		11/20/20 12:57	1
1,2-Dichloroethene, Total	1.6	U	5.0	1.6	0.39	ug/Kg		11/20/20 12:57	1
cis-1,2-Dichloroethene	0.80	U	5.0	0.80	0.20	ug/Kg		11/20/20 12:57	1
trans-1,2-Dichloroethene	0.80	U	5.0	0.80	0.39	ug/Kg		11/20/20 12:57	1
1,2-Dichloropropane	1.6	U M	5.0	1.6	0.55	ug/Kg		11/20/20 12:57	1
1,3-Dichloropropane	0.40	U	5.0	0.40	0.17	ug/Kg		11/20/20 12:57	1
2,2-Dichloropropane	1.6	U	5.0	1.6	0.44	ug/Kg		11/20/20 12:57	1
1,1-Dichloropropene	0.40	U	5.0	0.40	0.16	ug/Kg		11/20/20 12:57	1
cis-1,3-Dichloropropene	0.40	U	5.0	0.40	0.10	ug/Kg		11/20/20 12:57	1
trans-1,3-Dichloropropene	0.20	U	5.0	0.20	0.083	ug/Kg		11/20/20 12:57	1
Ethylbenzene	0.80	U	5.0	0.80	0.31	ug/Kg		11/20/20 12:57	1
2-Hexanone	13	U M	20	13	4.9	ug/Kg		11/20/20 12:57	1
Hexachlorobutadiene	5.0	U	5.0	5.0	2.2	ug/Kg		11/20/20 12:57	1
Isopropylbenzene	5.0	U	5.0	5.0	2.4	ug/Kg		11/20/20 12:57	1
4-Isopropyltoluene	3.2	U	5.0	3.2	1.1	ug/Kg		11/20/20 12:57	1
Methylene Chloride	3.2	U	5.0	3.2	1.6	ug/Kg		11/20/20 12:57	1
4-Methyl-2-pentanone (MIBK)	13	U	20	13	4.4	ug/Kg		11/20/20 12:57	1
Methyl tert-butyl ether	6.4	U	20	6.4	2.1	ug/Kg		11/20/20 12:57	1
Naphthalene	6.7	U	6.7	6.7	3.3	ug/Kg		11/20/20 12:57	1
N-Propylbenzene	1.6	U	5.0	1.6	0.58	ug/Kg		11/20/20 12:57	1
Styrene	0.80	U	5.0	0.80	0.28	ug/Kg		11/20/20 12:57	1
1,1,1,2-Tetrachloroethane	5.0	U	5.0	5.0	2.2	ug/Kg		11/20/20 12:57	1
1,1,2,2-Tetrachloroethane	0.80	U	5.0	0.80	0.29	ug/Kg		11/20/20 12:57	1
Tetrachloroethene	5.0	U	5.0	5.0	1.9	ug/Kg		11/20/20 12:57	1
Toluene	0.80	U	5.0	0.80	0.23	ug/Kg		11/20/20 12:57	1
1,2,3-Trichlorobenzene	3.2	U	5.0	3.2	0.81	ug/Kg		11/20/20 12:57	1
1,1,1-Trichloroethane	5.0	U	5.0	5.0	2.0	ug/Kg		11/20/20 12:57	1
1,1,2-Trichloroethane	3.2	U	5.0	3.2	0.88	ug/Kg		11/20/20 12:57	1
Trichloroethene	5.0	U	5.0	5.0	1.9	ug/Kg		11/20/20 12:57	1
Trichlorofluoromethane	10	U	10	10	3.2	ug/Kg		11/20/20 12:57	1
1,2,4-Trichlorobenzene	1.6	U	5.0	1.6	0.73	ug/Kg		11/20/20 12:57	1
1,2,3-Trichloropropane	0.80	U	5.0	0.80	0.22	ug/Kg		11/20/20 12:57	1
1,2,4-Trimethylbenzene	5.0	U	5.0	5.0	2.3	ug/Kg		11/20/20 12:57	1
1,3,5-Trimethylbenzene	5.0	U	5.0	5.0	2.4	ug/Kg		11/20/20 12:57	1
Vinyl chloride	3.2	U M	5.0	3.2	1.3	ug/Kg		11/20/20 12:57	1
o-Xylene	0.80	U	5.0	0.80	0.27	ug/Kg		11/20/20 12:57	1
m-Xylene & p-Xylene	3.2	U	3.2	3.2	1.0	ug/Kg		11/20/20 12:57	1
2-Chlorotoluene	1.6	U	5.0	1.6	0.51	ug/Kg		11/20/20 12:57	1

Method: 8260B - Volatile Organic Compounds (GC/MS) (Continued)

Lab Sample ID: MB 280-516490/5-A
Matrix: Solid
Analysis Batch: 517667

Client Sample ID: Method Blank
Prep Type: Total/NA
Prep Batch: 516490

Surrogate	MB %Recovery	MB Qualifier	Limits	Prepared	Analyzed	Dil Fac
Toluene-d8 (Surr)	96		85 - 116	11/12/20 17:09	11/20/20 12:57	1
1,2-Dichloroethane-d4 (Surr)	118		71 - 136	11/12/20 17:09	11/20/20 12:57	1
4-Bromofluorobenzene (Surr)	103		79 - 119	11/12/20 17:09	11/20/20 12:57	1
Dibromofluoromethane (Surr)	97		78 - 119	11/12/20 17:09	11/20/20 12:57	1

Lab Sample ID: LCS 280-516490/1-A
Matrix: Solid
Analysis Batch: 517667

Client Sample ID: Lab Control Sample
Prep Type: Total/NA
Prep Batch: 516490

Analyte	Spike Added	LCS Result	LCS Qualifier	Unit	D	%Rec	%Rec. Limits
Acetone	200	251		ug/Kg		126	36 - 164
Benzene	50.0	49.1		ug/Kg		98	77 - 121
Bromobenzene	50.0	48.8		ug/Kg		98	78 - 121
Bromochloromethane	50.0	42.1		ug/Kg		84	78 - 125
Bromodichloromethane	50.0	54.3		ug/Kg		109	75 - 127
Bromoform	50.0	50.8		ug/Kg		102	67 - 132
Bromomethane	50.0	44.8		ug/Kg		90	53 - 143
2-Butanone (MEK)	200	206		ug/Kg		103	51 - 148
n-Butylbenzene	50.0	51.2		ug/Kg		102	70 - 128
sec-Butylbenzene	50.0	45.9		ug/Kg		92	73 - 126
tert-Butylbenzene	50.0	48.2		ug/Kg		96	73 - 125
Carbon disulfide	50.0	43.6		ug/Kg		87	63 - 132
Carbon tetrachloride	50.0	50.0		ug/Kg		100	70 - 135
Chlorobenzene	50.0	46.6		ug/Kg		93	79 - 120
Chloroethane	50.0	48.1		ug/Kg		96	59 - 139
Chloroform	50.0	50.0		ug/Kg		100	78 - 123
Chloromethane	50.0	47.2		ug/Kg		94	50 - 136
4-Chlorotoluene	50.0	44.7		ug/Kg		89	72 - 124
Dibromochloromethane	50.0	47.7		ug/Kg		95	74 - 126
1,2-Dibromo-3-Chloropropane	50.0	48.2		ug/Kg		96	61 - 132
Dichlorodifluoromethane	50.0	45.5		ug/Kg		91	29 - 149
Dibromomethane	50.0	48.1		ug/Kg		96	78 - 125
Ethylene Dibromide	50.0	48.6		ug/Kg		97	78 - 122
1,2-Dichlorobenzene	50.0	48.4		ug/Kg		97	78 - 121
1,3-Dichlorobenzene	50.0	46.1		ug/Kg		92	77 - 121
1,4-Dichlorobenzene	50.0	45.9		ug/Kg		92	75 - 120
1,1-Dichloroethane	50.0	50.3		ug/Kg		101	76 - 125
1,2-Dichloroethane	50.0	54.2		ug/Kg		108	73 - 128
1,1-Dichloroethene	50.0	41.9		ug/Kg		84	70 - 131
cis-1,2-Dichloroethene	50.0	44.8		ug/Kg		90	77 - 123
trans-1,2-Dichloroethene	50.0	45.9		ug/Kg		92	74 - 125
1,2-Dichloropropane	50.0	49.9		ug/Kg		100	76 - 123
1,3-Dichloropropane	50.0	51.1		ug/Kg		102	77 - 121
2,2-Dichloropropane	50.0	55.2		ug/Kg		110	67 - 133
1,1-Dichloropropene	50.0	50.2		ug/Kg		100	76 - 125
cis-1,3-Dichloropropene	50.0	54.2		ug/Kg		108	74 - 126
trans-1,3-Dichloropropene	50.0	53.2		ug/Kg		106	71 - 130
Ethylbenzene	50.0	47.6		ug/Kg		95	76 - 122

Method: 8260B - Volatile Organic Compounds (GC/MS) (Continued)

Lab Sample ID: LCS 280-516490/1-A
Matrix: Solid
Analysis Batch: 517667

Client Sample ID: Lab Control Sample
Prep Type: Total/NA
Prep Batch: 516490

Analyte	Spike Added	LCS Result	LCS Qualifier	Unit	D	%Rec	%Rec. Limits
2-Hexanone	200	223		ug/Kg		111	53 - 145
Hexachlorobutadiene	50.0	54.9		ug/Kg		110	61 - 135
Isopropylbenzene	50.0	50.3		ug/Kg		101	68 - 134
4-Isopropyltoluene	50.0	48.1		ug/Kg		96	73 - 127
Methylene Chloride	50.0	46.9		ug/Kg		94	70 - 128
4-Methyl-2-pentanone (MIBK)	200	231		ug/Kg		115	65 - 135
Methyl tert-butyl ether	50.0	51.6		ug/Kg		103	73 - 125
Naphthalene	50.0	50.8		ug/Kg		102	62 - 129
N-Propylbenzene	50.0	47.5		ug/Kg		95	73 - 125
Styrene	50.0	51.2		ug/Kg		102	76 - 124
1,1,1,2-Tetrachloroethane	50.0	47.1		ug/Kg		94	78 - 125
1,1,2,2-Tetrachloroethane	50.0	48.1		ug/Kg		96	70 - 124
Tetrachloroethene	50.0	47.6		ug/Kg		95	73 - 128
Toluene	50.0	46.7		ug/Kg		93	77 - 121
1,2,3-Trichlorobenzene	50.0	49.3		ug/Kg		99	66 - 130
1,1,1-Trichloroethane	50.0	51.1		ug/Kg		102	73 - 130
1,1,2-Trichloroethane	50.0	47.5		ug/Kg		95	78 - 121
Trichloroethene	50.0	50.2		ug/Kg		100	77 - 123
Trichlorofluoromethane	50.0	63.5		ug/Kg		127	62 - 140
1,2,4-Trichlorobenzene	50.0	50.8		ug/Kg		102	67 - 129
1,2,3-Trichloropropane	50.0	50.6		ug/Kg		101	73 - 125
1,2,4-Trimethylbenzene	50.0	51.1		ug/Kg		102	75 - 123
1,3,5-Trimethylbenzene	50.0	50.9		ug/Kg		102	73 - 124
Vinyl chloride	50.0	50.4		ug/Kg		101	56 - 135
o-Xylene	50.0	47.2		ug/Kg		94	77 - 123
m-Xylene & p-Xylene	50.0	48.7		ug/Kg		97	77 - 124
2-Chlorotoluene	50.0	45.8		ug/Kg		92	75 - 122

Surrogate	*LCS %Recovery*	*LCS Qualifier*	*Limits*
Toluene-d8 (Surr)	*99*		*85 - 116*
1,2-Dichloroethane-d4 (Surr)	*112*		*71 - 136*
4-Bromofluorobenzene (Surr)	*104*		*79 - 119*
Dibromofluoromethane (Surr)	*96*		*78 - 119*

Lab Sample ID: LCSD 280-516490/3-A
Matrix: Solid
Analysis Batch: 517667

Client Sample ID: Lab Control Sample Dup
Prep Type: Total/NA
Prep Batch: 516490

Analyte	Spike Added	LCSD Result	LCSD Qualifier	Unit	D	%Rec	%Rec. Limits	RPD	RPD Limit
Acetone	200	273		ug/Kg		137	36 - 164	8	20
Benzene	50.0	50.0		ug/Kg		100	77 - 121	2	20
Bromobenzene	50.0	48.3		ug/Kg		97	78 - 121	1	20
Bromochloromethane	50.0	44.8		ug/Kg		90	78 - 125	6	20
Bromodichloromethane	50.0	55.2		ug/Kg		110	75 - 127	2	20
Bromoform	50.0	53.2		ug/Kg		106	67 - 132	5	20
Bromomethane	50.0	47.3		ug/Kg		95	53 - 143	5	20
2-Butanone (MEK)	200	219		ug/Kg		110	51 - 148	6	20
n-Butylbenzene	50.0	49.5		ug/Kg		99	70 - 128	4	20

Method: 8260B - Volatile Organic Compounds (GC/MS) (Continued)

Lab Sample ID: LCSD 280-516490/3-A
Matrix: Solid
Analysis Batch: 517667

Client Sample ID: Lab Control Sample Dup
Prep Type: Total/NA
Prep Batch: 516490

Analyte	Spike Added	LCSD Result	LCSD Qualifier	Unit	D	%Rec	%Rec. Limits	RPD	RPD Limit
sec-Butylbenzene	50.0	45.6		ug/Kg		91	73 - 126	1	20
tert-Butylbenzene	50.0	48.1		ug/Kg		96	73 - 125	0	20
Carbon disulfide	50.0	43.0		ug/Kg		86	63 - 132	1	20
Carbon tetrachloride	50.0	51.2		ug/Kg		102	70 - 135	2	20
Chlorobenzene	50.0	46.5		ug/Kg		93	79 - 120	0	20
Chloroethane	50.0	50.0		ug/Kg		100	59 - 139	4	20
Chloroform	50.0	50.8		ug/Kg		102	78 - 123	2	20
Chloromethane	50.0	48.6		ug/Kg		97	50 - 136	3	20
4-Chlorotoluene	50.0	45.0		ug/Kg		90	72 - 124	1	20
Dibromochloromethane	50.0	49.8		ug/Kg		100	74 - 126	4	20
1,2-Dibromo-3-Chloropropane	50.0	52.5		ug/Kg		105	61 - 132	9	20
Dichlorodifluoromethane	50.0	47.5		ug/Kg		95	29 - 149	4	20
Dibromomethane	50.0	50.5		ug/Kg		101	78 - 125	5	20
Ethylene Dibromide	50.0	49.7		ug/Kg		99	78 - 122	2	20
1,2-Dichlorobenzene	50.0	47.6		ug/Kg		95	78 - 121	2	20
1,3-Dichlorobenzene	50.0	46.5		ug/Kg		93	77 - 121	1	20
1,4-Dichlorobenzene	50.0	44.9		ug/Kg		90	75 - 120	2	20
1,1-Dichloroethane	50.0	51.4		ug/Kg		103	76 - 125	2	20
1,2-Dichloroethane	50.0	55.8		ug/Kg		112	73 - 128	3	20
1,1-Dichloroethene	50.0	42.9		ug/Kg		86	70 - 131	2	20
cis-1,2-Dichloroethene	50.0	46.2		ug/Kg		92	77 - 123	3	20
trans-1,2-Dichloroethene	50.0	45.7		ug/Kg		91	74 - 125	0	20
1,2-Dichloropropane	50.0	51.2		ug/Kg		102	76 - 123	3	20
1,3-Dichloropropane	50.0	52.7		ug/Kg		105	77 - 121	3	20
2,2-Dichloropropane	50.0	54.2		ug/Kg		108	67 - 133	2	20
1,1-Dichloropropene	50.0	50.3		ug/Kg		101	76 - 125	0	20
cis-1,3-Dichloropropene	50.0	53.8		ug/Kg		108	74 - 126	1	20
trans-1,3-Dichloropropene	50.0	54.2		ug/Kg		108	71 - 130	2	20
Ethylbenzene	50.0	48.5		ug/Kg		97	76 - 122	2	20
2-Hexanone	200	239		ug/Kg		119	53 - 145	7	20
Hexachlorobutadiene	50.0	52.9		ug/Kg		106	61 - 135	4	20
Isopropylbenzene	50.0	49.6		ug/Kg		99	68 - 134	1	20
4-Isopropyltoluene	50.0	47.1		ug/Kg		94	73 - 127	2	20
Methylene Chloride	50.0	46.7		ug/Kg		93	70 - 128	1	20
4-Methyl-2-pentanone (MIBK)	200	247		ug/Kg		123	65 - 135	7	20
Methyl tert-butyl ether	50.0	53.5		ug/Kg		107	73 - 125	4	20
Naphthalene	50.0	52.5		ug/Kg		105	62 - 129	3	20
N-Propylbenzene	50.0	47.2		ug/Kg		94	73 - 125	1	20
Styrene	50.0	51.7		ug/Kg		103	76 - 124	1	20
1,1,1,2-Tetrachloroethane	50.0	47.9		ug/Kg		96	78 - 125	2	20
1,1,2,2-Tetrachloroethane	50.0	49.1		ug/Kg		98	70 - 124	2	20
Tetrachloroethene	50.0	48.6		ug/Kg		97	73 - 128	2	20
Toluene	50.0	47.6		ug/Kg		95	77 - 121	2	20
1,2,3-Trichlorobenzene	50.0	51.8		ug/Kg		104	66 - 130	5	20
1,1,1-Trichloroethane	50.0	51.5		ug/Kg		103	73 - 130	1	20
1,1,2-Trichloroethane	50.0	48.2		ug/Kg		96	78 - 121	2	20
Trichloroethene	50.0	50.4		ug/Kg		101	77 - 123	0	20
Trichlorofluoromethane	50.0	58.2		ug/Kg		116	62 - 140	9	20
1,2,4-Trichlorobenzene	50.0	52.0		ug/Kg		104	67 - 129	2	20

Method: 8260B - Volatile Organic Compounds (GC/MS) (Continued)

Lab Sample ID: LCSD 280-516490/3-A
Matrix: Solid
Analysis Batch: 517667

Client Sample ID: Lab Control Sample Dup
Prep Type: Total/NA
Prep Batch: 516490

Analyte			Spike Added	LCSD Result	LCSD Qualifier	Unit	D	%Rec	%Rec. Limits	RPD	RPD Limit
1,2,3-Trichloropropane			50.0	53.2		ug/Kg		106	73 - 125	5	20
1,2,4-Trimethylbenzene			50.0	50.1		ug/Kg		100	75 - 123	2	20
1,3,5-Trimethylbenzene			50.0	49.4		ug/Kg		99	73 - 124	3	20
Vinyl chloride			50.0	51.9		ug/Kg		104	56 - 135	3	20
o-Xylene			50.0	48.4		ug/Kg		97	77 - 123	2	20
m-Xylene & p-Xylene			50.0	47.7		ug/Kg		95	77 - 124	2	20
2-Chlorotoluene			50.0	45.5		ug/Kg		91	75 - 122	1	20

Surrogate	*LCSD %Recovery*	*LCSD Qualifier*	*Limits*
Toluene-d8 (Surr)	*99*		*85 - 116*
1,2-Dichloroethane-d4 (Surr)	*115*		*71 - 136*
4-Bromofluorobenzene (Surr)	*104*		*79 - 119*
Dibromofluoromethane (Surr)	*97*		*78 - 119*

Lab Sample ID: MB 280-517781/9
Matrix: Water
Analysis Batch: 517781

Client Sample ID: Method Blank
Prep Type: Total/NA

Analyte	MB Result	MB Qualifier	LOQ	LOD	DL	Unit	D	Analyzed	Dil Fac
Acetone	6.4	U	10	6.4	1.9	ug/L		11/23/20 10:40	1
Benzene	0.40	U	1.0	0.40	0.16	ug/L		11/23/20 10:40	1
Bromobenzene	0.40	U	1.0	0.40	0.17	ug/L		11/23/20 10:40	1
Bromochloromethane	0.20	U	1.0	0.20	0.10	ug/L		11/23/20 10:40	1
Bromodichloromethane	0.40	U	1.0	0.40	0.17	ug/L		11/23/20 10:40	1
Bromoform	1.0	U	1.0	1.0	0.46	ug/L		11/23/20 10:40	1
Bromomethane	0.80	U	2.0	0.80	0.21	ug/L		11/23/20 10:40	1
2-Butanone (MEK)	4.0	U	6.0	4.0	2.0	ug/L		11/23/20 10:40	1
n-Butylbenzene	0.80	U	1.0	0.80	0.14	ug/L		11/23/20 10:40	1
sec-Butylbenzene	0.40	U	1.0	0.40	0.17	ug/L		11/23/20 10:40	1
tert-Butylbenzene	0.40	U	1.0	0.40	0.16	ug/L		11/23/20 10:40	1
Carbon disulfide	0.80	U	2.0	0.80	0.17	ug/L		11/23/20 10:40	1
Carbon tetrachloride	0.40	U	2.0	0.40	0.19	ug/L		11/23/20 10:40	1
Chlorobenzene	0.40	U	1.0	0.40	0.17	ug/L		11/23/20 10:40	1
Chloroethane	1.6	U	2.0	1.6	0.41	ug/L		11/23/20 10:40	1
Chloroform	0.40	U	1.0	0.40	0.16	ug/L		11/23/20 10:40	1
Chloromethane	0.80	U	2.0	0.80	0.30	ug/L		11/23/20 10:40	1
4-Chlorotoluene	0.80	U	1.0	0.80	0.21	ug/L		11/23/20 10:40	1
Dibromochloromethane	0.40	U	1.0	0.40	0.17	ug/L		11/23/20 10:40	1
1,2-Dibromo-3-Chloropropane	1.6	U	5.0	1.6	0.47	ug/L		11/23/20 10:40	1
Dichlorodifluoromethane	0.80	U	2.0	0.80	0.31	ug/L		11/23/20 10:40	1
Dibromomethane	0.40	U	1.0	0.40	0.17	ug/L		11/23/20 10:40	1
Ethylene Dibromide	0.40	U	1.0	0.40	0.18	ug/L		11/23/20 10:40	1
1,2-Dichlorobenzene	0.40	U	1.0	0.40	0.15	ug/L		11/23/20 10:40	1
1,3-Dichlorobenzene	0.40	U	1.0	0.40	0.13	ug/L		11/23/20 10:40	1
1,4-Dichlorobenzene	0.40	U	1.0	0.40	0.16	ug/L		11/23/20 10:40	1
1,1-Dichloroethane	0.80	U	1.0	0.80	0.22	ug/L		11/23/20 10:40	1
1,2-Dichloroethane	0.40	U	1.0	0.40	0.13	ug/L		11/23/20 10:40	1
1,1-Dichloroethene	0.80	U	1.0	0.80	0.23	ug/L		11/23/20 10:40	1

Method: 8260B - Volatile Organic Compounds (GC/MS) (Continued)

Lab Sample ID: MB 280-517781/9
Matrix: Water
Analysis Batch: 517781

Client Sample ID: Method Blank
Prep Type: Total/NA

Analyte	MB Result	MB Qualifier	LOQ	LOD	DL	Unit	D	Analyzed	Dil Fac
1,2-Dichloroethene, Total	0.40	U	1.0	0.40	0.15	ug/L		11/23/20 10:40	1
cis-1,2-Dichloroethene	0.40	U	1.0	0.40	0.15	ug/L		11/23/20 10:40	1
trans-1,2-Dichloroethene	0.40	U	1.0	0.40	0.15	ug/L		11/23/20 10:40	1
1,2-Dichloropropane	0.40	U M	1.0	0.40	0.18	ug/L		11/23/20 10:40	1
1,3-Dichloropropane	0.20	U	1.0	0.20	0.090	ug/L		11/23/20 10:40	1
2,2-Dichloropropane	0.80	U	1.0	0.80	0.38	ug/L		11/23/20 10:40	1
1,1-Dichloropropene	0.40	U	1.0	0.40	0.19	ug/L		11/23/20 10:40	1
cis-1,3-Dichloropropene	0.40	U	1.0	0.40	0.16	ug/L		11/23/20 10:40	1
trans-1,3-Dichloropropene	0.40	U	1.0	0.40	0.19	ug/L		11/23/20 10:40	1
Ethylbenzene	0.40	U	1.0	0.40	0.16	ug/L		11/23/20 10:40	1
2-Hexanone	4.0	U	5.0	4.0	1.7	ug/L		11/23/20 10:40	1
Hexachlorobutadiene	0.80	U	1.0	0.80	0.36	ug/L		11/23/20 10:40	1
Isopropylbenzene	0.40	U	1.0	0.40	0.19	ug/L		11/23/20 10:40	1
4-Isopropyltoluene	0.40	U	1.0	0.40	0.20	ug/L		11/23/20 10:40	1
Methylene Chloride	2.0	U	5.0	2.0	0.94	ug/L		11/23/20 10:40	1
4-Methyl-2-pentanone (MIBK)	3.2	U	5.0	3.2	0.98	ug/L		11/23/20 10:40	1
Methyl tert-butyl ether	0.80	U	5.0	0.80	0.25	ug/L		11/23/20 10:40	1
Naphthalene	0.80	U	1.0	0.80	0.22	ug/L		11/23/20 10:40	1
N-Propylbenzene	0.40	U	1.0	0.40	0.16	ug/L		11/23/20 10:40	1
Styrene	0.80	U	1.0	0.80	0.36	ug/L		11/23/20 10:40	1
1,1,1,2-Tetrachloroethane	0.80	U	1.0	0.80	0.21	ug/L		11/23/20 10:40	1
1,1,2,2-Tetrachloroethane	0.80	U	1.0	0.80	0.21	ug/L		11/23/20 10:40	1
Tetrachloroethene	0.40	U	1.0	0.40	0.20	ug/L		11/23/20 10:40	1
Toluene	0.40	U	1.0	0.40	0.17	ug/L		11/23/20 10:40	1
1,2,3-Trichlorobenzene	0.80	U	1.0	0.80	0.21	ug/L		11/23/20 10:40	1
1,1,1-Trichloroethane	0.40	U	1.0	0.40	0.16	ug/L		11/23/20 10:40	1
1,1,2-Trichloroethane	0.80	U	1.0	0.80	0.27	ug/L		11/23/20 10:40	1
Trichloroethene	0.40	U	1.0	0.40	0.16	ug/L		11/23/20 10:40	1
Trichlorofluoromethane	0.80	U	2.0	0.80	0.29	ug/L		11/23/20 10:40	1
1,2,4-Trichlorobenzene	0.80	U	1.0	0.80	0.21	ug/L		11/23/20 10:40	1
1,2,3-Trichloropropane	0.80	U	3.0	0.80	0.33	ug/L		11/23/20 10:40	1
1,2,4-Trimethylbenzene	0.40	U	1.0	0.40	0.15	ug/L		11/23/20 10:40	1
1,3,5-Trimethylbenzene	0.40	U	1.0	0.40	0.16	ug/L		11/23/20 10:40	1
Vinyl chloride	0.20	U	1.5	0.20	0.10	ug/L		11/23/20 10:40	1
o-Xylene	0.40	U	1.0	0.40	0.19	ug/L		11/23/20 10:40	1
m-Xylene & p-Xylene	0.80	U	2.0	0.80	0.15	ug/L		11/23/20 10:40	1
2-Chlorotoluene	0.40	U	1.0	0.40	0.17	ug/L		11/23/20 10:40	1

Surrogate	*MB %Recovery*	*MB Qualifier*	*Limits*	*Prepared*	*Analyzed*	*Dil Fac*
Toluene-d8 (Surr)	*105*		*89 - 112*		*11/23/20 10:40*	*1*
1,2-Dichloroethane-d4 (Surr)	*101*		*81 - 118*		*11/23/20 10:40*	*1*
4-Bromofluorobenzene (Surr)	*103*		*85 - 114*		*11/23/20 10:40*	*1*
Dibromofluoromethane (Surr)	*99*		*80 - 119*		*11/23/20 10:40*	*1*

Method: 8260B - Volatile Organic Compounds (GC/MS) (Continued)

Lab Sample ID: LCS 280-517781/4
Matrix: Water
Analysis Batch: 517781

Client Sample ID: Lab Control Sample
Prep Type: Total/NA

Analyte	Spike Added	LCS Result	LCS Qualifier	Unit	D	%Rec	%Rec. Limits
Acetone	100	111		ug/L		111	39 - 160
Benzene	25.0	25.9		ug/L		104	79 - 120
Bromobenzene	25.0	27.0		ug/L		108	80 - 120
Bromochloromethane	25.0	26.4		ug/L		106	78 - 123
Bromodichloromethane	25.0	25.0		ug/L		100	79 - 125
Bromoform	25.0	24.6		ug/L		98	66 - 130
Bromomethane	25.0	16.8		ug/L		67	53 - 141
2-Butanone (MEK)	100	117		ug/L		117	56 - 143
n-Butylbenzene	25.0	27.4		ug/L		110	75 - 128
sec-Butylbenzene	25.0	25.2		ug/L		101	77 - 126
tert-Butylbenzene	25.0	25.9		ug/L		104	78 - 124
Carbon disulfide	25.0	25.3		ug/L		101	64 - 133
Carbon tetrachloride	25.0	22.4		ug/L		90	72 - 136
Chlorobenzene	25.0	26.0		ug/L		104	82 - 118
Chloroethane	25.0	19.7		ug/L		79	60 - 138
Chloroform	25.0	26.0		ug/L		104	79 - 124
Chloromethane	25.0	18.2		ug/L		73	50 - 139
4-Chlorotoluene	25.0	25.7		ug/L		103	78 - 122
Dibromochloromethane	25.0	24.5		ug/L		98	74 - 126
1,2-Dibromo-3-Chloropropane	25.0	26.7		ug/L		107	62 - 128
Dichlorodifluoromethane	25.0	9.30		ug/L		37	32 - 152
Dibromomethane	25.0	25.4		ug/L		102	79 - 123
Ethylene Dibromide	25.0	26.4		ug/L		106	77 - 121
1,2-Dichlorobenzene	25.0	27.4		ug/L		110	80 - 119
1,3-Dichlorobenzene	25.0	27.4		ug/L		110	80 - 119
1,4-Dichlorobenzene	25.0	26.4		ug/L		106	79 - 118
1,1-Dichloroethane	25.0	26.3		ug/L		105	77 - 125
1,2-Dichloroethane	25.0	24.5		ug/L		98	73 - 128
1,1-Dichloroethene	25.0	21.8		ug/L		87	71 - 131
cis-1,2-Dichloroethene	25.0	26.0		ug/L		104	78 - 123
trans-1,2-Dichloroethene	25.0	24.5		ug/L		98	75 - 124
1,2-Dichloropropane	25.0	23.8		ug/L		95	78 - 122
1,3-Dichloropropane	25.0	27.8		ug/L		111	80 - 119
2,2-Dichloropropane	25.0	32.6		ug/L		130	60 - 139
1,1-Dichloropropene	25.0	25.5		ug/L		102	79 - 125
cis-1,3-Dichloropropene	25.0	27.5		ug/L		110	75 - 124
trans-1,3-Dichloropropene	25.0	27.9		ug/L		112	73 - 127
Ethylbenzene	25.0	25.9		ug/L		104	79 - 121
2-Hexanone	100	109		ug/L		109	57 - 139
Hexachlorobutadiene	25.0	21.4		ug/L		85	66 - 134
Isopropylbenzene	25.0	27.4		ug/L		110	72 - 131
4-Isopropyltoluene	25.0	26.6		ug/L		106	77 - 127
Methylene Chloride	25.0	24.3		ug/L		97	74 - 124
4-Methyl-2-pentanone (MIBK)	100	103		ug/L		103	67 - 130
Methyl tert-butyl ether	25.0	30.2		ug/L		121	71 - 124
Naphthalene	25.0	25.2		ug/L		101	61 - 128
N-Propylbenzene	25.0	27.2		ug/L		109	76 - 126
Styrene	25.0	27.3		ug/L		109	78 - 123

Method: 8260B - Volatile Organic Compounds (GC/MS) (Continued)

Lab Sample ID: LCS 280-517781/4
Matrix: Water
Analysis Batch: 517781

Client Sample ID: Lab Control Sample
Prep Type: Total/NA

Analyte	Spike Added	LCS Result	LCS Qualifier	Unit	D	%Rec	%Rec. Limits
1,1,1,2-Tetrachloroethane	25.0	25.7		ug/L		103	78 - 124
1,1,2,2-Tetrachloroethane	25.0	29.4		ug/L		118	71 - 121
Tetrachloroethene	25.0	23.3		ug/L		93	74 - 129
Toluene	25.0	24.8		ug/L		99	80 - 121
1,2,3-Trichlorobenzene	25.0	25.1		ug/L		101	69 - 129
1,1,1-Trichloroethane	25.0	23.8		ug/L		95	74 - 131
1,1,2-Trichloroethane	25.0	25.6		ug/L		102	80 - 119
Trichloroethene	25.0	25.1		ug/L		100	79 - 123
Trichlorofluoromethane	25.0	18.3		ug/L		73	65 - 141
1,2,4-Trichlorobenzene	25.0	23.5		ug/L		94	69 - 130
1,2,3-Trichloropropane	25.0	27.1		ug/L		108	73 - 122
1,2,4-Trimethylbenzene	25.0	28.1		ug/L		113	76 - 124
1,3,5-Trimethylbenzene	25.0	27.5		ug/L		110	75 - 124
Vinyl chloride	25.0	17.1		ug/L		68	58 - 137
o-Xylene	25.0	25.9		ug/L		104	78 - 122
m-Xylene & p-Xylene	25.0	26.0		ug/L		104	80 - 121
2-Chlorotoluene	25.0	28.1		ug/L		112	79 - 122

Surrogate	*LCS %Recovery*	*LCS Qualifier*	*Limits*
Toluene-d8 (Surr)	*103*		*89 - 112*
1,2-Dichloroethane-d4 (Surr)	*101*		*81 - 118*
4-Bromofluorobenzene (Surr)	*105*		*85 - 114*
Dibromofluoromethane (Surr)	*99*		*80 - 119*

Lab Sample ID: LCSD 280-517781/5
Matrix: Water
Analysis Batch: 517781

Client Sample ID: Lab Control Sample Dup
Prep Type: Total/NA

Analyte	Spike Added	LCSD Result	LCSD Qualifier	Unit	D	%Rec	%Rec. Limits	RPD	RPD Limit
Acetone	100	107		ug/L		107	39 - 160	3	20
Benzene	25.0	26.7		ug/L		107	79 - 120	3	20
Bromobenzene	25.0	26.0		ug/L		104	80 - 120	4	20
Bromochloromethane	25.0	25.1		ug/L		100	78 - 123	5	20
Bromodichloromethane	25.0	25.1		ug/L		100	79 - 125	0	20
Bromoform	25.0	24.6		ug/L		99	66 - 130	0	20
Bromomethane	25.0	20.4		ug/L		82	53 - 141	19	20
2-Butanone (MEK)	100	114		ug/L		114	56 - 143	3	20
n-Butylbenzene	25.0	29.2		ug/L		117	75 - 128	6	20
sec-Butylbenzene	25.0	27.3		ug/L		109	77 - 126	8	20
tert-Butylbenzene	25.0	27.1		ug/L		109	78 - 124	5	20
Carbon disulfide	25.0	26.2		ug/L		105	64 - 133	4	20
Carbon tetrachloride	25.0	25.6		ug/L		102	72 - 136	13	20
Chlorobenzene	25.0	26.7		ug/L		107	82 - 118	3	20
Chloroethane	25.0	24.9	Q	ug/L		100	60 - 138	23	20
Chloroform	25.0	26.3		ug/L		105	79 - 124	1	20
Chloromethane	25.0	19.1		ug/L		76	50 - 139	5	20
4-Chlorotoluene	25.0	25.5		ug/L		102	78 - 122	1	20
Dibromochloromethane	25.0	23.6		ug/L		94	74 - 126	4	20

Method: 8260B - Volatile Organic Compounds (GC/MS) (Continued)

Lab Sample ID: LCSD 280-517781/5
Matrix: Water
Analysis Batch: 517781

Client Sample ID: Lab Control Sample Dup
Prep Type: Total/NA

Analyte	Spike Added	LCSD Result	LCSD Qualifier	Unit	D	%Rec	%Rec. Limits	RPD	RPD Limit
1,2-Dibromo-3-Chloropropane	25.0	27.9		ug/L		112	62 - 128	4	20
Dichlorodifluoromethane	25.0	13.3	Q	ug/L		53	32 - 152	35	20
Dibromomethane	25.0	25.8		ug/L		103	79 - 123	2	20
Ethylene Dibromide	25.0	25.5		ug/L		102	77 - 121	3	20
1,2-Dichlorobenzene	25.0	27.8		ug/L		111	80 - 119	1	20
1,3-Dichlorobenzene	25.0	28.1		ug/L		112	80 - 119	2	20
1,4-Dichlorobenzene	25.0	25.9		ug/L		104	79 - 118	2	20
1,1-Dichloroethane	25.0	27.4		ug/L		110	77 - 125	4	20
1,2-Dichloroethane	25.0	23.7		ug/L		95	73 - 128	3	20
1,1-Dichloroethene	25.0	24.1		ug/L		96	71 - 131	10	20
cis-1,2-Dichloroethene	25.0	26.1		ug/L		104	78 - 123	0	20
trans-1,2-Dichloroethene	25.0	25.4		ug/L		101	75 - 124	4	20
1,2-Dichloropropane	25.0	24.1		ug/L		96	78 - 122	1	20
1,3-Dichloropropane	25.0	28.5		ug/L		114	80 - 119	3	20
2,2-Dichloropropane	25.0	36.1	Q	ug/L		145	60 - 139	10	20
1,1-Dichloropropene	25.0	28.7		ug/L		115	79 - 125	12	20
cis-1,3-Dichloropropene	25.0	26.3		ug/L		105	75 - 124	5	20
trans-1,3-Dichloropropene	25.0	27.8		ug/L		111	73 - 127	1	20
Ethylbenzene	25.0	27.7		ug/L		111	79 - 121	7	20
2-Hexanone	100	111		ug/L		111	57 - 139	2	20
Hexachlorobutadiene	25.0	22.3		ug/L		89	66 - 134	4	20
Isopropylbenzene	25.0	29.2		ug/L		117	72 - 131	6	20
4-Isopropyltoluene	25.0	28.7		ug/L		115	77 - 127	7	20
Methylene Chloride	25.0	23.7		ug/L		95	74 - 124	2	20
4-Methyl-2-pentanone (MIBK)	100	100		ug/L		100	67 - 130	3	20
Methyl tert-butyl ether	25.0	29.5		ug/L		118	71 - 124	2	20
Naphthalene	25.0	25.3		ug/L		101	61 - 128	0	20
N-Propylbenzene	25.0	27.3		ug/L		109	76 - 126	1	20
Styrene	25.0	27.8		ug/L		111	78 - 123	2	20
1,1,1,2-Tetrachloroethane	25.0	25.5		ug/L		102	78 - 124	1	20
1,1,2,2-Tetrachloroethane	25.0	29.0		ug/L		116	71 - 121	1	20
Tetrachloroethene	25.0	26.1		ug/L		104	74 - 129	11	20
Toluene	25.0	25.4		ug/L		102	80 - 121	2	20
1,2,3-Trichlorobenzene	25.0	25.1		ug/L		101	69 - 129	0	20
1,1,1-Trichloroethane	25.0	26.2		ug/L		105	74 - 131	10	20
1,1,2-Trichloroethane	25.0	25.8		ug/L		103	80 - 119	1	20
Trichloroethene	25.0	26.4		ug/L		106	79 - 123	5	20
Trichlorofluoromethane	25.0	24.9	Q	ug/L		100	65 - 141	31	20
1,2,4-Trichlorobenzene	25.0	24.7		ug/L		99	69 - 130	5	20
1,2,3-Trichloropropane	25.0	26.8		ug/L		107	73 - 122	1	20
1,2,4-Trimethylbenzene	25.0	28.3		ug/L		113	76 - 124	1	20
1,3,5-Trimethylbenzene	25.0	28.4		ug/L		114	75 - 124	3	20
Vinyl chloride	25.0	20.0		ug/L		80	58 - 137	16	20
o-Xylene	25.0	27.1		ug/L		108	78 - 122	4	20
m-Xylene & p-Xylene	25.0	27.5		ug/L		110	80 - 121	6	20
2-Chlorotoluene	25.0	27.4		ug/L		110	79 - 122	2	20

Method: 8260B - Volatile Organic Compounds (GC/MS) (Continued)

Lab Sample ID: LCSD 280-517781/5
Matrix: Water
Analysis Batch: 517781

Client Sample ID: Lab Control Sample Dup
Prep Type: Total/NA

Surrogate	LCSD %Recovery	LCSD Qualifier	Limits
Toluene-d8 (Surr)	100		89 - 112
1,2-Dichloroethane-d4 (Surr)	99		81 - 118
4-Bromofluorobenzene (Surr)	103		85 - 114
Dibromofluoromethane (Surr)	100		80 - 119

Lab Sample ID: MB 280-518118/8
Matrix: Water
Analysis Batch: 518118

Client Sample ID: Method Blank
Prep Type: Total/NA

Analyte	MB Result	MB Qualifier	LOQ	LOD	DL	Unit	D	Analyzed	Dil Fac
Acetone	6.4	U	10	6.4	1.9	ug/L		11/25/20 08:59	1
Benzene	0.40	U	1.0	0.40	0.16	ug/L		11/25/20 08:59	1
Bromobenzene	0.40	U	1.0	0.40	0.17	ug/L		11/25/20 08:59	1
Bromochloromethane	0.20	U	1.0	0.20	0.10	ug/L		11/25/20 08:59	1
Bromodichloromethane	0.40	U	1.0	0.40	0.17	ug/L		11/25/20 08:59	1
Bromoform	1.0	U	1.0	1.0	0.46	ug/L		11/25/20 08:59	1
Bromomethane	0.80	U	2.0	0.80	0.21	ug/L		11/25/20 08:59	1
2-Butanone (MEK)	4.0	U	6.0	4.0	2.0	ug/L		11/25/20 08:59	1
n-Butylbenzene	0.80	U	1.0	0.80	0.14	ug/L		11/25/20 08:59	1
sec-Butylbenzene	0.40	U	1.0	0.40	0.17	ug/L		11/25/20 08:59	1
tert-Butylbenzene	0.40	U	1.0	0.40	0.16	ug/L		11/25/20 08:59	1
Carbon disulfide	0.80	U M	2.0	0.80	0.17	ug/L		11/25/20 08:59	1
Carbon tetrachloride	0.40	U	2.0	0.40	0.19	ug/L		11/25/20 08:59	1
Chlorobenzene	0.40	U	1.0	0.40	0.17	ug/L		11/25/20 08:59	1
Chloroethane	1.6	U	2.0	1.6	0.41	ug/L		11/25/20 08:59	1
Chloroform	0.40	U	1.0	0.40	0.16	ug/L		11/25/20 08:59	1
Chloromethane	0.80	U	2.0	0.80	0.30	ug/L		11/25/20 08:59	1
4-Chlorotoluene	0.80	U	1.0	0.80	0.21	ug/L		11/25/20 08:59	1
Dibromochloromethane	0.40	U	1.0	0.40	0.17	ug/L		11/25/20 08:59	1
1,2-Dibromo-3-Chloropropane	1.6	U	5.0	1.6	0.47	ug/L		11/25/20 08:59	1
Dichlorodifluoromethane	0.80	U	2.0	0.80	0.31	ug/L		11/25/20 08:59	1
Dibromomethane	0.40	U	1.0	0.40	0.17	ug/L		11/25/20 08:59	1
Ethylene Dibromide	0.40	U	1.0	0.40	0.18	ug/L		11/25/20 08:59	1
1,2-Dichlorobenzene	0.40	U	1.0	0.40	0.15	ug/L		11/25/20 08:59	1
1,3-Dichlorobenzene	0.40	U	1.0	0.40	0.13	ug/L		11/25/20 08:59	1
1,4-Dichlorobenzene	0.40	U	1.0	0.40	0.16	ug/L		11/25/20 08:59	1
1,1-Dichloroethane	0.80	U	1.0	0.80	0.22	ug/L		11/25/20 08:59	1
1,2-Dichloroethane	0.40	U	1.0	0.40	0.13	ug/L		11/25/20 08:59	1
1,1-Dichloroethene	0.80	U	1.0	0.80	0.23	ug/L		11/25/20 08:59	1
1,2-Dichloroethene, Total	0.40	U	1.0	0.40	0.15	ug/L		11/25/20 08:59	1
cis-1,2-Dichloroethene	0.40	U	1.0	0.40	0.15	ug/L		11/25/20 08:59	1
trans-1,2-Dichloroethene	0.40	U	1.0	0.40	0.15	ug/L		11/25/20 08:59	1
1,2-Dichloropropane	0.40	U M	1.0	0.40	0.18	ug/L		11/25/20 08:59	1
1,3-Dichloropropane	0.20	U	1.0	0.20	0.090	ug/L		11/25/20 08:59	1
2,2-Dichloropropane	0.80	U	1.0	0.80	0.38	ug/L		11/25/20 08:59	1
1,1-Dichloropropene	0.40	U	1.0	0.40	0.19	ug/L		11/25/20 08:59	1
cis-1,3-Dichloropropene	0.40	U	1.0	0.40	0.16	ug/L		11/25/20 08:59	1
trans-1,3-Dichloropropene	0.40	U	1.0	0.40	0.19	ug/L		11/25/20 08:59	1

Method: 8260B - Volatile Organic Compounds (GC/MS) (Continued)

Lab Sample ID: MB 280-518118/8
Matrix: Water
Analysis Batch: 518118

Client Sample ID: Method Blank
Prep Type: Total/NA

Analyte	MB Result	MB Qualifier	LOQ	LOD	DL	Unit	D	Analyzed	Dil Fac
Ethylbenzene	0.40	U	1.0	0.40	0.16	ug/L		11/25/20 08:59	1
2-Hexanone	4.0	U	5.0	4.0	1.7	ug/L		11/25/20 08:59	1
Hexachlorobutadiene	0.80	U	1.0	0.80	0.36	ug/L		11/25/20 08:59	1
Isopropylbenzene	0.40	U	1.0	0.40	0.19	ug/L		11/25/20 08:59	1
4-Isopropyltoluene	0.40	U	1.0	0.40	0.20	ug/L		11/25/20 08:59	1
Methylene Chloride	2.0	U	5.0	2.0	0.94	ug/L		11/25/20 08:59	1
4-Methyl-2-pentanone (MIBK)	3.2	U	5.0	3.2	0.98	ug/L		11/25/20 08:59	1
Methyl tert-butyl ether	0.80	U	5.0	0.80	0.25	ug/L		11/25/20 08:59	1
Naphthalene	0.80	U	1.0	0.80	0.22	ug/L		11/25/20 08:59	1
N-Propylbenzene	0.40	U	1.0	0.40	0.16	ug/L		11/25/20 08:59	1
Styrene	0.80	U	1.0	0.80	0.36	ug/L		11/25/20 08:59	1
1,1,1,2-Tetrachloroethane	0.80	U	1.0	0.80	0.21	ug/L		11/25/20 08:59	1
1,1,2,2-Tetrachloroethane	0.80	U	1.0	0.80	0.21	ug/L		11/25/20 08:59	1
Tetrachloroethene	0.40	U	1.0	0.40	0.20	ug/L		11/25/20 08:59	1
Toluene	0.40	U	1.0	0.40	0.17	ug/L		11/25/20 08:59	1
1,2,3-Trichlorobenzene	0.80	U	1.0	0.80	0.21	ug/L		11/25/20 08:59	1
1,1,1-Trichloroethane	0.40	U	1.0	0.40	0.16	ug/L		11/25/20 08:59	1
1,1,2-Trichloroethane	0.80	U	1.0	0.80	0.27	ug/L		11/25/20 08:59	1
Trichloroethene	0.40	U	1.0	0.40	0.16	ug/L		11/25/20 08:59	1
Trichlorofluoromethane	0.80	U	2.0	0.80	0.29	ug/L		11/25/20 08:59	1
1,2,4-Trichlorobenzene	0.80	U	1.0	0.80	0.21	ug/L		11/25/20 08:59	1
1,2,3-Trichloropropane	0.80	U	3.0	0.80	0.33	ug/L		11/25/20 08:59	1
1,2,4-Trimethylbenzene	0.40	U	1.0	0.40	0.15	ug/L		11/25/20 08:59	1
1,3,5-Trimethylbenzene	0.40	U	1.0	0.40	0.16	ug/L		11/25/20 08:59	1
Vinyl chloride	0.20	U	1.5	0.20	0.10	ug/L		11/25/20 08:59	1
o-Xylene	0.40	U	1.0	0.40	0.19	ug/L		11/25/20 08:59	1
m-Xylene & p-Xylene	0.80	U	2.0	0.80	0.15	ug/L		11/25/20 08:59	1
2-Chlorotoluene	0.40	U	1.0	0.40	0.17	ug/L		11/25/20 08:59	1

Surrogate	*MB %Recovery*	*MB Qualifier*	*Limits*	*Prepared*	*Analyzed*	*Dil Fac*
Toluene-d8 (Surr)	*100*		*89 - 112*		*11/25/20 08:59*	*1*
1,2-Dichloroethane-d4 (Surr)	*98*		*81 - 118*		*11/25/20 08:59*	*1*
4-Bromofluorobenzene (Surr)	*98*		*85 - 114*		*11/25/20 08:59*	*1*
Dibromofluoromethane (Surr)	*95*		*80 - 119*		*11/25/20 08:59*	*1*

Lab Sample ID: LCS 280-518118/4
Matrix: Water
Analysis Batch: 518118

Client Sample ID: Lab Control Sample
Prep Type: Total/NA

Analyte	Spike Added	LCS Result	LCS Qualifier	Unit	D	%Rec	%Rec. Limits
Acetone	200	208		ug/L		104	39 - 160
Benzene	50.0	55.8		ug/L		112	79 - 120
Bromobenzene	50.0	54.1		ug/L		108	80 - 120
Bromochloromethane	50.0	50.9		ug/L		102	78 - 123
Bromodichloromethane	50.0	48.2		ug/L		96	79 - 125
Bromoform	50.0	61.6		ug/L		123	66 - 130
Bromomethane	50.0	61.2		ug/L		122	53 - 141
2-Butanone (MEK)	200	214		ug/L		107	56 - 143

Method: 8260B - Volatile Organic Compounds (GC/MS) (Continued)

Lab Sample ID: LCS 280-518118/4
Matrix: Water
Analysis Batch: 518118

Client Sample ID: Lab Control Sample
Prep Type: Total/NA

Analyte	Spike Added	LCS Result	LCS Qualifier	Unit	D	%Rec	%Rec. Limits
n-Butylbenzene	50.0	56.3		ug/L		113	75 - 128
sec-Butylbenzene	50.0	54.2		ug/L		108	77 - 126
tert-Butylbenzene	50.0	53.0		ug/L		106	78 - 124
Carbon disulfide	50.0	52.9		ug/L		106	64 - 133
Carbon tetrachloride	50.0	53.5		ug/L		107	72 - 136
Chlorobenzene	50.0	56.5		ug/L		113	82 - 118
Chloroethane	50.0	54.1		ug/L		108	60 - 138
Chloroform	50.0	57.3		ug/L		115	79 - 124
Chloromethane	50.0	51.0		ug/L		102	50 - 139
4-Chlorotoluene	50.0	56.5		ug/L		113	78 - 122
Dibromochloromethane	50.0	54.9		ug/L		110	74 - 126
1,2-Dibromo-3-Chloropropane	50.0	50.0		ug/L		100	62 - 128
Dichlorodifluoromethane	50.0	48.0		ug/L		96	32 - 152
Dibromomethane	50.0	54.0		ug/L		108	79 - 123
Ethylene Dibromide	50.0	54.2		ug/L		108	77 - 121
1,2-Dichlorobenzene	50.0	55.7		ug/L		111	80 - 119
1,3-Dichlorobenzene	50.0	55.7		ug/L		111	80 - 119
1,4-Dichlorobenzene	50.0	55.7		ug/L		111	79 - 118
1,1-Dichloroethane	50.0	56.8		ug/L		114	77 - 125
1,2-Dichloroethane	50.0	52.6		ug/L		105	73 - 128
1,1-Dichloroethene	50.0	52.6		ug/L		105	71 - 131
cis-1,2-Dichloroethene	50.0	54.8		ug/L		110	78 - 123
trans-1,2-Dichloroethene	50.0	52.7		ug/L		105	75 - 124
1,2-Dichloropropane	50.0	49.4		ug/L		99	78 - 122
1,3-Dichloropropane	50.0	51.3		ug/L		103	80 - 119
2,2-Dichloropropane	50.0	52.9		ug/L		106	60 - 139
1,1-Dichloropropene	50.0	52.5		ug/L		105	79 - 125
cis-1,3-Dichloropropene	50.0	57.6		ug/L		115	75 - 124
trans-1,3-Dichloropropene	50.0	46.1		ug/L		92	73 - 127
Ethylbenzene	50.0	58.6		ug/L		117	79 - 121
2-Hexanone	200	221		ug/L		110	57 - 139
Hexachlorobutadiene	50.0	60.3		ug/L		121	66 - 134
Isopropylbenzene	50.0	51.6		ug/L		103	72 - 131
4-Isopropyltoluene	50.0	55.1		ug/L		110	77 - 127
Methylene Chloride	50.0	52.9		ug/L		106	74 - 124
4-Methyl-2-pentanone (MIBK)	200	212		ug/L		106	67 - 130
Methyl tert-butyl ether	50.0	52.6		ug/L		105	71 - 124
Naphthalene	50.0	52.4		ug/L		105	61 - 128
N-Propylbenzene	50.0	52.3		ug/L		105	76 - 126
Styrene	50.0	59.0		ug/L		118	78 - 123
1,1,1,2-Tetrachloroethane	50.0	54.5		ug/L		109	78 - 124
1,1,2,2-Tetrachloroethane	50.0	53.3		ug/L		107	71 - 121
Tetrachloroethene	50.0	54.3		ug/L		109	74 - 129
Toluene	50.0	57.7		ug/L		115	80 - 121
1,2,3-Trichlorobenzene	50.0	56.9		ug/L		114	69 - 129
1,1,1-Trichloroethane	50.0	52.6		ug/L		105	74 - 131
1,1,2-Trichloroethane	50.0	52.8		ug/L		106	80 - 119
Trichloroethene	50.0	52.2		ug/L		104	79 - 123
Trichlorofluoromethane	50.0	48.6		ug/L		97	65 - 141

Method: 8260B - Volatile Organic Compounds (GC/MS) (Continued)

Lab Sample ID: LCS 280-518118/4
Matrix: Water
Analysis Batch: 518118

Client Sample ID: Lab Control Sample
Prep Type: Total/NA

Analyte	Spike Added	LCS Result	LCS Qualifier	Unit	D	%Rec	%Rec. Limits
1,2,4-Trichlorobenzene	50.0	58.4		ug/L		117	69 - 130
1,2,3-Trichloropropane	50.0	55.6		ug/L		111	73 - 122
1,2,4-Trimethylbenzene	50.0	56.9		ug/L		114	76 - 124
1,3,5-Trimethylbenzene	50.0	58.2		ug/L		116	75 - 124
Vinyl chloride	50.0	47.5		ug/L		95	58 - 137
o-Xylene	50.0	58.1		ug/L		116	78 - 122
m-Xylene & p-Xylene	50.0	59.4		ug/L		119	80 - 121
2-Chlorotoluene	50.0	56.8		ug/L		114	79 - 122

Surrogate	*LCS %Recovery*	*LCS Qualifier*	*Limits*
Toluene-d8 (Surr)	*100*		*89 - 112*
1,2-Dichloroethane-d4 (Surr)	*95*		*81 - 118*
4-Bromofluorobenzene (Surr)	*95*		*85 - 114*
Dibromofluoromethane (Surr)	*101*		*80 - 119*

Lab Sample ID: LCSD 280-518118/5
Matrix: Water
Analysis Batch: 518118

Client Sample ID: Lab Control Sample Dup
Prep Type: Total/NA

Analyte	Spike Added	LCSD Result	LCSD Qualifier	Unit	D	%Rec	%Rec. Limits	RPD	RPD Limit
Acetone	200	212		ug/L		106	39 - 160	2	20
Benzene	50.0	55.1		ug/L		110	79 - 120	1	20
Bromobenzene	50.0	53.4		ug/L		107	80 - 120	1	20
Bromochloromethane	50.0	51.3		ug/L		103	78 - 123	1	20
Bromodichloromethane	50.0	48.8		ug/L		98	79 - 125	1	20
Bromoform	50.0	60.4		ug/L		121	66 - 130	2	20
Bromomethane	50.0	54.9		ug/L		110	53 - 141	11	20
2-Butanone (MEK)	200	221		ug/L		110	56 - 143	3	20
n-Butylbenzene	50.0	50.5		ug/L		101	75 - 128	11	20
sec-Butylbenzene	50.0	50.8		ug/L		102	77 - 126	6	20
tert-Butylbenzene	50.0	50.1		ug/L		100	78 - 124	6	20
Carbon disulfide	50.0	51.4		ug/L		103	64 - 133	3	20
Carbon tetrachloride	50.0	52.2		ug/L		104	72 - 136	2	20
Chlorobenzene	50.0	54.7		ug/L		109	82 - 118	3	20
Chloroethane	50.0	46.3		ug/L		93	60 - 138	16	20
Chloroform	50.0	57.0		ug/L		114	79 - 124	0	20
Chloromethane	50.0	43.9		ug/L		88	50 - 139	15	20
4-Chlorotoluene	50.0	53.2		ug/L		106	78 - 122	6	20
Dibromochloromethane	50.0	53.4		ug/L		107	74 - 126	3	20
1,2-Dibromo-3-Chloropropane	50.0	48.6		ug/L		97	62 - 128	3	20
Dichlorodifluoromethane	50.0	39.5		ug/L		79	32 - 152	19	20
Dibromomethane	50.0	55.1		ug/L		110	79 - 123	2	20
Ethylene Dibromide	50.0	54.6		ug/L		109	77 - 121	1	20
1,2-Dichlorobenzene	50.0	53.9		ug/L		108	80 - 119	3	20
1,3-Dichlorobenzene	50.0	53.1		ug/L		106	80 - 119	5	20
1,4-Dichlorobenzene	50.0	54.0		ug/L		108	79 - 118	3	20
1,1-Dichloroethane	50.0	56.4		ug/L		113	77 - 125	1	20
1,2-Dichloroethane	50.0	53.8		ug/L		108	73 - 128	2	20

Method: 8260B - Volatile Organic Compounds (GC/MS) (Continued)

Lab Sample ID: LCSD 280-518118/5
Matrix: Water
Analysis Batch: 518118

Client Sample ID: Lab Control Sample Dup
Prep Type: Total/NA

Analyte			Spike Added	LCSD Result	LCSD Qualifier	Unit	D	%Rec	%Rec. Limits	RPD	RPD Limit
1,1-Dichloroethene			50.0	51.4		ug/L		103	71 - 131	2	20
cis-1,2-Dichloroethene			50.0	55.8		ug/L		112	78 - 123	2	20
trans-1,2-Dichloroethene			50.0	51.3		ug/L		103	75 - 124	3	20
1,2-Dichloropropane			50.0	49.5		ug/L		99	78 - 122	0	20
1,3-Dichloropropane			50.0	52.0		ug/L		104	80 - 119	1	20
2,2-Dichloropropane			50.0	51.2		ug/L		102	60 - 139	3	20
1,1-Dichloropropene			50.0	50.6		ug/L		101	79 - 125	4	20
cis-1,3-Dichloropropene			50.0	55.9		ug/L		112	75 - 124	3	20
trans-1,3-Dichloropropene			50.0	46.9		ug/L		94	73 - 127	2	20
Ethylbenzene			50.0	56.2		ug/L		112	79 - 121	4	20
2-Hexanone			200	224		ug/L		112	57 - 139	1	20
Hexachlorobutadiene			50.0	53.3		ug/L		107	66 - 134	12	20
Isopropylbenzene			50.0	48.3		ug/L		97	72 - 131	7	20
4-Isopropyltoluene			50.0	51.6		ug/L		103	77 - 127	7	20
Methylene Chloride			50.0	52.7		ug/L		105	74 - 124	0	20
4-Methyl-2-pentanone (MIBK)			200	223		ug/L		111	67 - 130	5	20
Methyl tert-butyl ether			50.0	54.1		ug/L		108	71 - 124	3	20
Naphthalene			50.0	50.7		ug/L		101	61 - 128	3	20
N-Propylbenzene			50.0	49.6		ug/L		99	76 - 126	5	20
Styrene			50.0	57.8		ug/L		116	78 - 123	2	20
1,1,1,2-Tetrachloroethane			50.0	53.3		ug/L		107	78 - 124	2	20
1,1,2,2-Tetrachloroethane			50.0	52.3		ug/L		105	71 - 121	2	20
Tetrachloroethene			50.0	52.2		ug/L		104	74 - 129	4	20
Toluene			50.0	56.9		ug/L		114	80 - 121	1	20
1,2,3-Trichlorobenzene			50.0	54.6		ug/L		109	69 - 129	4	20
1,1,1-Trichloroethane			50.0	50.9		ug/L		102	74 - 131	3	20
1,1,2-Trichloroethane			50.0	54.7		ug/L		109	80 - 119	4	20
Trichloroethene			50.0	50.2		ug/L		100	79 - 123	4	20
Trichlorofluoromethane			50.0	40.7		ug/L		81	65 - 141	18	20
1,2,4-Trichlorobenzene			50.0	54.1		ug/L		108	69 - 130	8	20
1,2,3-Trichloropropane			50.0	54.6		ug/L		109	73 - 122	2	20
1,2,4-Trimethylbenzene			50.0	53.6		ug/L		107	76 - 124	6	20
1,3,5-Trimethylbenzene			50.0	55.1		ug/L		110	75 - 124	6	20
Vinyl chloride			50.0	40.4		ug/L		81	58 - 137	16	20
o-Xylene			50.0	56.6		ug/L		113	78 - 122	3	20
m-Xylene & p-Xylene			50.0	57.1		ug/L		114	80 - 121	4	20
2-Chlorotoluene			50.0	54.1		ug/L		108	79 - 122	5	20

Surrogate	*LCSD %Recovery*	*LCSD Qualifier*	*Limits*
Toluene-d8 (Surr)	*99*		*89 - 112*
1,2-Dichloroethane-d4 (Surr)	*103*		*81 - 118*
4-Bromofluorobenzene (Surr)	*94*		*85 - 114*
Dibromofluoromethane (Surr)	*104*		*80 - 119*

Method: 8015D GRO - Gasoline Range Organics (GRO)

Lab Sample ID: MB 280-517559/12
Matrix: Water
Analysis Batch: 517559

Client Sample ID: Method Blank
Prep Type: Total/NA

Analyte	MB Result	MB Qualifier	LOQ	LOD	DL	Unit	D	Analyzed	Dil Fac
Gasoline Range Organics (GRO)-C6-C10	25	U	25	25	10	ug/L		11/20/20 19:00	1

Surrogate	*MB %Recovery*	*MB Qualifier*	*Limits*	*Prepared*	*Analyzed*	*Dil Fac*
a,a,a-Trifluorotoluene	*95*		*82 - 110*		*11/20/20 19:00*	*1*

Lab Sample ID: LCS 280-517559/10
Matrix: Water
Analysis Batch: 517559

Client Sample ID: Lab Control Sample
Prep Type: Total/NA

Analyte	Spike Added	LCS Result	LCS Qualifier	Unit	D	%Rec	%Rec. Limits
Gasoline Range Organics (GRO)-C6-C10	76.9	77.7		ug/L		101	78 - 122

Surrogate	*LCS %Recovery*	*LCS Qualifier*	*Limits*
a,a,a-Trifluorotoluene	*96*		*82 - 110*

Lab Sample ID: LCSD 280-517559/11
Matrix: Water
Analysis Batch: 517559

Client Sample ID: Lab Control Sample Dup
Prep Type: Total/NA

Analyte	Spike Added	LCSD Result	LCSD Qualifier	Unit	D	%Rec	%Rec. Limits	RPD	RPD Limit
Gasoline Range Organics (GRO)-C6-C10	76.9	76.4		ug/L		99	78 - 122	2	30

Surrogate	*LCSD %Recovery*	*LCSD Qualifier*	*Limits*
a,a,a-Trifluorotoluene	*94*		*82 - 110*

Lab Sample ID: MB 280-518073/3-A
Matrix: Solid
Analysis Batch: 517733

Client Sample ID: Method Blank
Prep Type: Total/NA
Prep Batch: 518073

Analyte	MB Result	MB Qualifier	LOQ	LOD	DL	Unit	D	Analyzed	Dil Fac
Gasoline Range Organics (GRO)-C6-C10	2.0	U	2.0	2.0	0.76	mg/Kg		11/22/20 14:15	1

Surrogate	*MB %Recovery*	*MB Qualifier*	*Limits*	*Prepared*	*Analyzed*	*Dil Fac*
a,a,a-Trifluorotoluene (Surr)	*100*		*77 - 123*	*11/12/20 17:40*	*11/22/20 14:15*	*1*

Lab Sample ID: LCS 280-518073/1-A
Matrix: Solid
Analysis Batch: 517733

Client Sample ID: Lab Control Sample
Prep Type: Total/NA
Prep Batch: 518073

Analyte	Spike Added	LCS Result	LCS Qualifier	Unit	D	%Rec	%Rec. Limits
Gasoline Range Organics (GRO)-C6-C10	8.54	8.09		mg/Kg		95	79 - 122

Surrogate	*LCS %Recovery*	*LCS Qualifier*	*Limits*
a,a,a-Trifluorotoluene (Surr)	*103*		*77 - 123*

Method: 8015D GRO - Gasoline Range Organics (GRO) (Continued)

Lab Sample ID: LCSD 280-518073/2-A — **Client Sample ID: Lab Control Sample Dup**
Matrix: Solid — **Prep Type: Total/NA**
Analysis Batch: 517733 — **Prep Batch: 518073**

Analyte			Spike Added	LCSD Result	LCSD Qualifier	Unit	D	%Rec	%Rec. Limits	RPD	RPD Limit
Gasoline Range Organics (GRO)-C6-C10			8.54	8.05		mg/Kg		94	79 - 122	0	30

Surrogate	*LCSD %Recovery*	*LCSD Qualifier*	*Limits*
a,a,a-Trifluorotoluene (Surr)	*101*		*77 - 123*

Method: 8015D DRO - Diesel Range Organics (DRO) (GC)

Lab Sample ID: MB 280-516803/1-A — **Client Sample ID: Method Blank**
Matrix: Water — **Prep Type: Total/NA**
Analysis Batch: 518953 — **Prep Batch: 516803**

Analyte	MB Result	MB Qualifier	LOQ	LOD	DL	Unit	D	Analyzed	Dil Fac
Diesel Range Organics [C10-C28]	0.12	U	0.25	0.12	0.033	mg/L		12/02/20 21:59	1
Motor Oil (C20-C38)	0.13	U	0.50	0.13	0.056	mg/L		12/02/20 21:59	1

Surrogate	*MB %Recovery*	*MB Qualifier*	*Limits*	*Prepared*	*Analyzed*	*Dil Fac*
o-Terphenyl (Surr)	*79*		*56 - 125*	*11/15/20 15:03*	*12/02/20 21:59*	*1*
n-Octacosane	*91*		*60 - 142*	*11/15/20 15:03*	*12/02/20 21:59*	*1*

Lab Sample ID: LCS 280-516803/2-A — **Client Sample ID: Lab Control Sample**
Matrix: Water — **Prep Type: Total/NA**
Analysis Batch: 518953 — **Prep Batch: 516803**

Analyte			Spike Added	LCS Result	LCS Qualifier	Unit	D	%Rec	%Rec. Limits		
Diesel Range Organics [C10-C28]			1.98	1.67		mg/L		84	36 - 132		

Surrogate	*LCS %Recovery*	*LCS Qualifier*	*Limits*
o-Terphenyl (Surr)	*94*		*56 - 125*
n-Octacosane	*97*		*60 - 142*

Lab Sample ID: LCS 280-516803/3-A — **Client Sample ID: Lab Control Sample**
Matrix: Water — **Prep Type: Total/NA**
Analysis Batch: 518953 — **Prep Batch: 516803**

Analyte			Spike Added	LCS Result	LCS Qualifier	Unit	D	%Rec	%Rec. Limits		
Motor Oil (C20-C38)			5.02	4.39		mg/L		87	41 - 113		

Surrogate	*LCS %Recovery*	*LCS Qualifier*	*Limits*
o-Terphenyl (Surr)	*83*		*56 - 125*
n-Octacosane	*100*		*60 - 142*

Method: 8015D DRO - Diesel Range Organics (DRO) (GC) (Continued)

Lab Sample ID: LCSD 280-516803/4-A — **Client Sample ID: Lab Control Sample Dup**
Matrix: Water — **Prep Type: Total/NA**
Analysis Batch: 518953 — **Prep Batch: 516803**

Analyte			Spike Added	LCSD Result	LCSD Qualifier	Unit	D	%Rec	%Rec. Limits	RPD	RPD Limit
Motor Oil (C20-C38)			5.02	4.80		mg/L		96	41 - 113	9	30

Surrogate	*LCSD %Recovery*	*LCSD Qualifier*	*Limits*
o-Terphenyl (Surr)	*90*		*56 - 125*
n-Octacosane	*109*		*60 - 142*

Lab Sample ID: MB 280-517288/1-A — **Client Sample ID: Method Blank**
Matrix: Solid — **Prep Type: Total/NA**
Analysis Batch: 518953 — **Prep Batch: 517288**

Analyte	MB Result	MB Qualifier	LOQ	LOD	DL	Unit	D	Analyzed	Dil Fac
Diesel Range Organics [C10-C28]	8.0	U	8.0	8.0	3.6	mg/Kg		12/03/20 04:27	1
Motor Oil (C20-C38)	23	U	24	23	7.8	mg/Kg		12/03/20 04:27	1

Surrogate	*MB %Recovery*	*MB Qualifier*	*Limits*	*Prepared*	*Analyzed*	*Dil Fac*
o-Terphenyl (Surr)	*71*		*45 - 130*	*11/19/20 11:33*	*12/03/20 04:27*	*1*
n-Octacosane	*85*		*25 - 162*	*11/19/20 11:33*	*12/03/20 04:27*	*1*

Lab Sample ID: LCS 280-517288/2-A — **Client Sample ID: Lab Control Sample**
Matrix: Solid — **Prep Type: Total/NA**
Analysis Batch: 518953 — **Prep Batch: 517288**

Analyte			Spike Added	LCS Result	LCS Qualifier	Unit	D	%Rec	%Rec. Limits		
Diesel Range Organics [C10-C28]			132	74.6		mg/Kg		56	38 - 132		

Surrogate	*LCS %Recovery*	*LCS Qualifier*	*Limits*
o-Terphenyl (Surr)	*64*		*45 - 130*
n-Octacosane	*68*		*25 - 162*

Lab Sample ID: LCS 280-517288/3-A — **Client Sample ID: Lab Control Sample**
Matrix: Solid — **Prep Type: Total/NA**
Analysis Batch: 518953 — **Prep Batch: 517288**

Analyte			Spike Added	LCS Result	LCS Qualifier	Unit	D	%Rec	%Rec. Limits		
Motor Oil (C20-C38)			334	250		mg/Kg		75	39 - 106		

Surrogate	*LCS %Recovery*	*LCS Qualifier*	*Limits*
o-Terphenyl (Surr)	*77*		*45 - 130*
n-Octacosane	*94*		*25 - 162*

QC Association Summary

Client: EA Engineering, Science, and Technology
Project/Site: Kirtland AFB Vadose Zone Coring

Job ID: 280-142697-1

GC/MS VOA

Prep Batch: 516490

Lab Sample ID	Client Sample ID	Prep Type	Matrix	Method	Prep Batch
280-142697-2	V-106V3-111120-230	Total/NA	Solid	5035	
280-142697-4	V-106V3-111120-240	Total/NA	Solid	5035	
280-142697-6	V-106V3-111120-250	Total/NA	Solid	5035	
280-142697-8	V-106V3-111120-260	Total/NA	Solid	5035	
280-142697-8 - DL	V-106V3-111120-260	Total/NA	Solid	5035	
MB 280-516490/21-A	Method Blank	Total/NA	Solid	5035	
MB 280-516490/5-A	Method Blank	Total/NA	Solid	5035	
LCS 280-516490/1-A	Lab Control Sample	Total/NA	Solid	5035	
LCSD 280-516490/3-A	Lab Control Sample Dup	Total/NA	Solid	5035	

Analysis Batch: 517667

Lab Sample ID	Client Sample ID	Prep Type	Matrix	Method	Prep Batch
280-142697-2	V-106V3-111120-230	Total/NA	Solid	8260B	516490
280-142697-4	V-106V3-111120-240	Total/NA	Solid	8260B	516490
280-142697-6	V-106V3-111120-250	Total/NA	Solid	8260B	516490
280-142697-8	V-106V3-111120-260	Total/NA	Solid	8260B	516490
MB 280-516490/5-A	Method Blank	Total/NA	Solid	8260B	516490
LCS 280-516490/1-A	Lab Control Sample	Total/NA	Solid	8260B	516490
LCSD 280-516490/3-A	Lab Control Sample Dup	Total/NA	Solid	8260B	516490

Analysis Batch: 517781

Lab Sample ID	Client Sample ID	Prep Type	Matrix	Method	Prep Batch
280-142701-1	RB-106V3-101120-01	Total/NA	Water	8260B	
280-142701-2	RB-106V3-111120-01	Total/NA	Water	8260B	
MB 280-517781/9	Method Blank	Total/NA	Water	8260B	
LCS 280-517781/4	Lab Control Sample	Total/NA	Water	8260B	
LCSD 280-517781/5	Lab Control Sample Dup	Total/NA	Water	8260B	

Analysis Batch: 518118

Lab Sample ID	Client Sample ID	Prep Type	Matrix	Method	Prep Batch
280-142697-1	TB-106V3-111120-01	Total/NA	Water	8260B	
MB 280-518118/8	Method Blank	Total/NA	Water	8260B	
LCS 280-518118/4	Lab Control Sample	Total/NA	Water	8260B	
LCSD 280-518118/5	Lab Control Sample Dup	Total/NA	Water	8260B	

Analysis Batch: 518143

Lab Sample ID	Client Sample ID	Prep Type	Matrix	Method	Prep Batch
280-142697-8 - DL	V-106V3-111120-260	Total/NA	Solid	8260B	516490
MB 280-516490/21-A	Method Blank	Total/NA	Solid	8260B	516490

GC VOA

Analysis Batch: 517559

Lab Sample ID	Client Sample ID	Prep Type	Matrix	Method	Prep Batch
280-142697-1	TB-106V3-111120-01	Total/NA	Water	8015D GRO	
280-142701-1	RB-106V3-101120-01	Total/NA	Water	8015D GRO	
280-142701-2	RB-106V3-111120-01	Total/NA	Water	8015D GRO	
MB 280-517559/12	Method Blank	Total/NA	Water	8015D GRO	
LCS 280-517559/10	Lab Control Sample	Total/NA	Water	8015D GRO	
LCSD 280-517559/11	Lab Control Sample Dup	Total/NA	Water	8015D GRO	

QC Association Summary

Client: EA Engineering, Science, and Technology
Project/Site: Kirtland AFB Vadose Zone Coring

Job ID: 280-142697-1

GC VOA

Analysis Batch: 517733

Lab Sample ID	Client Sample ID	Prep Type	Matrix	Method	Prep Batch
280-142697-3	P-106V3-111120-230	Total/NA	Solid	8015D GRO	518073
280-142697-5	P-106V3-111120-240	Total/NA	Solid	8015D GRO	518073
280-142697-7	P-106V3-111120-250	Total/NA	Solid	8015D GRO	518073
280-142697-9	P-106V3-111120-260	Total/NA	Solid	8015D GRO	518073
MB 280-518073/3-A	Method Blank	Total/NA	Solid	8015D GRO	518073
LCS 280-518073/1-A	Lab Control Sample	Total/NA	Solid	8015D GRO	518073
LCSD 280-518073/2-A	Lab Control Sample Dup	Total/NA	Solid	8015D GRO	518073

Prep Batch: 518073

Lab Sample ID	Client Sample ID	Prep Type	Matrix	Method	Prep Batch
280-142697-3	P-106V3-111120-230	Total/NA	Solid	5035	
280-142697-5	P-106V3-111120-240	Total/NA	Solid	5035	
280-142697-7	P-106V3-111120-250	Total/NA	Solid	5035	
280-142697-9	P-106V3-111120-260	Total/NA	Solid	5035	
MB 280-518073/3-A	Method Blank	Total/NA	Solid	5035	
LCS 280-518073/1-A	Lab Control Sample	Total/NA	Solid	5035	
LCSD 280-518073/2-A	Lab Control Sample Dup	Total/NA	Solid	5035	

GC Semi VOA

Prep Batch: 516803

Lab Sample ID	Client Sample ID	Prep Type	Matrix	Method	Prep Batch
280-142701-1	RB-106V3-101120-01	Total/NA	Water	3510C	
280-142701-2	RB-106V3-111120-01	Total/NA	Water	3510C	
MB 280-516803/1-A	Method Blank	Total/NA	Water	3510C	
LCS 280-516803/2-A	Lab Control Sample	Total/NA	Water	3510C	
LCS 280-516803/3-A	Lab Control Sample	Total/NA	Water	3510C	
LCSD 280-516803/4-A	Lab Control Sample Dup	Total/NA	Water	3510C	

Prep Batch: 517288

Lab Sample ID	Client Sample ID	Prep Type	Matrix	Method	Prep Batch
280-142697-3	P-106V3-111120-230	Total/NA	Solid	3546	
280-142697-5	P-106V3-111120-240	Total/NA	Solid	3546	
280-142697-7	P-106V3-111120-250	Total/NA	Solid	3546	
280-142697-9	P-106V3-111120-260	Total/NA	Solid	3546	
MB 280-517288/1-A	Method Blank	Total/NA	Solid	3546	
LCS 280-517288/2-A	Lab Control Sample	Total/NA	Solid	3546	
LCS 280-517288/3-A	Lab Control Sample	Total/NA	Solid	3546	

Analysis Batch: 518953

Lab Sample ID	Client Sample ID	Prep Type	Matrix	Method	Prep Batch
280-142697-3	P-106V3-111120-230	Total/NA	Solid	8015D DRO	517288
280-142697-5	P-106V3-111120-240	Total/NA	Solid	8015D DRO	517288
280-142697-7	P-106V3-111120-250	Total/NA	Solid	8015D DRO	517288
280-142697-9	P-106V3-111120-260	Total/NA	Solid	8015D DRO	517288
280-142701-1	RB-106V3-101120-01	Total/NA	Water	8015D DRO	516803
280-142701-2	RB-106V3-111120-01	Total/NA	Water	8015D DRO	516803
MB 280-516803/1-A	Method Blank	Total/NA	Water	8015D DRO	516803
MB 280-517288/1-A	Method Blank	Total/NA	Solid	8015D DRO	517288
LCS 280-516803/2-A	Lab Control Sample	Total/NA	Water	8015D DRO	516803
LCS 280-516803/3-A	Lab Control Sample	Total/NA	Water	8015D DRO	516803

GC Semi VOA (Continued)

Analysis Batch: 518953 (Continued)

Lab Sample ID	Client Sample ID	Prep Type	Matrix	Method	Prep Batch
LCS 280-517288/2-A	Lab Control Sample	Total/NA	Solid	8015D DRO	517288
LCS 280-517288/3-A	Lab Control Sample	Total/NA	Solid	8015D DRO	517288
LCSD 280-516803/4-A	Lab Control Sample Dup	Total/NA	Water	8015D DRO	516803

General Chemistry

Analysis Batch: 516883

Lab Sample ID	Client Sample ID	Prep Type	Matrix	Method	Prep Batch
280-142697-2	V-106V3-111120-230	Total/NA	Solid	Moisture	
280-142697-3	P-106V3-111120-230	Total/NA	Solid	Moisture	
280-142697-4	V-106V3-111120-240	Total/NA	Solid	Moisture	
280-142697-5	P-106V3-111120-240	Total/NA	Solid	Moisture	
280-142697-6	V-106V3-111120-250	Total/NA	Solid	Moisture	
280-142697-7	P-106V3-111120-250	Total/NA	Solid	Moisture	
280-142697-8	V-106V3-111120-260	Total/NA	Solid	Moisture	
280-142697-9	P-106V3-111120-260	Total/NA	Solid	Moisture	

Lab Chronicle

Client: EA Engineering, Science, and Technology
Project/Site: Kirtland AFB Vadose Zone Coring

Job ID: 280-142697-1

Client Sample ID: TB-106V3-111120-01
Lab Sample ID: 280-142697-1

Date Collected: 11/11/20 17:00
Matrix: Water
Date Received: 11/12/20 09:15

Prep Type	Batch Type	Batch Method	Run	Dil Factor	Initial Amount	Final Amount	Batch Number	Prepared or Analyzed	Analyst	Lab
Total/NA	Analysis	8260B		1	5 mL	5 mL	518118	11/25/20 10:07	AJP	TAL DEN
Total/NA	Analysis	8015D GRO		1	5 mL	5 mL	517559	11/20/20 19:23	AAR	TAL DEN

Client Sample ID: V-106V3-111120-230
Lab Sample ID: 280-142697-2

Date Collected: 11/11/20 10:25
Matrix: Solid
Date Received: 11/12/20 09:15

Prep Type	Batch Type	Batch Method	Run	Dil Factor	Initial Amount	Final Amount	Batch Number	Prepared or Analyzed	Analyst	Lab
Total/NA	Analysis	Moisture		1			516883	11/16/20 14:11	SPG	TAL DEN

Client Sample ID: V-106V3-111120-230
Lab Sample ID: 280-142697-2

Date Collected: 11/11/20 10:25
Matrix: Solid
Date Received: 11/12/20 09:15
Percent Solids: 95.6

Prep Type	Batch Type	Batch Method	Run	Dil Factor	Initial Amount	Final Amount	Batch Number	Prepared or Analyzed	Analyst	Lab
Total/NA	Prep	5035			5.108 g	5 mL	516490	11/12/20 17:09	AAR	TAL DEN
Total/NA	Analysis	8260B		1	5 g	5 mL	517667	11/20/20 18:30	GPM	TAL DEN

Client Sample ID: P-106V3-111120-230
Lab Sample ID: 280-142697-3

Date Collected: 11/11/20 10:25
Matrix: Solid
Date Received: 11/12/20 09:15

Prep Type	Batch Type	Batch Method	Run	Dil Factor	Initial Amount	Final Amount	Batch Number	Prepared or Analyzed	Analyst	Lab
Total/NA	Analysis	Moisture		1			516883	11/16/20 14:11	SPG	TAL DEN

Client Sample ID: P-106V3-111120-230
Lab Sample ID: 280-142697-3

Date Collected: 11/11/20 10:25
Matrix: Solid
Date Received: 11/12/20 09:15
Percent Solids: 94.1

Prep Type	Batch Type	Batch Method	Run	Dil Factor	Initial Amount	Final Amount	Batch Number	Prepared or Analyzed	Analyst	Lab
Total/NA	Prep	5035			4.874 g	5 mL	518073	11/12/20 17:40	AAR	TAL DEN
Total/NA	Analysis	8015D GRO		1	0.1 mL	5 mL	517733	11/22/20 15:26	AAR	TAL DEN
Total/NA	Prep	3546			16.5 g	1 mL	517288	11/19/20 11:33	DB	TAL DEN
Total/NA	Analysis	8015D DRO		1			518953	12/03/20 06:10	MAM	TAL DEN

Client Sample ID: V-106V3-111120-240
Lab Sample ID: 280-142697-4

Date Collected: 11/11/20 12:05
Matrix: Solid
Date Received: 11/12/20 09:15

Prep Type	Batch Type	Batch Method	Run	Dil Factor	Initial Amount	Final Amount	Batch Number	Prepared or Analyzed	Analyst	Lab
Total/NA	Analysis	Moisture		1			516883	11/16/20 14:11	SPG	TAL DEN

Lab Chronicle

Client: EA Engineering, Science, and Technology
Project/Site: Kirtland AFB Vadose Zone Coring

Job ID: 280-142697-1

Client Sample ID: V-106V3-111120-240
Lab Sample ID: 280-142697-4
Date Collected: 11/11/20 12:05
Matrix: Solid
Date Received: 11/12/20 09:15
Percent Solids: 96.4

Prep Type	Batch Type	Batch Method	Run	Dil Factor	Initial Amount	Final Amount	Batch Number	Prepared or Analyzed	Analyst	Lab
Total/NA	Prep	5035			2.706 g	5 mL	516490	11/12/20 17:09	AAR	TAL DEN
Total/NA	Analysis	8260B		1	5 g	5 mL	517667	11/20/20 18:52	GPM	TAL DEN

Client Sample ID: P-106V3-111120-240
Lab Sample ID: 280-142697-5
Date Collected: 11/11/20 12:05
Matrix: Solid
Date Received: 11/12/20 09:15

Prep Type	Batch Type	Batch Method	Run	Dil Factor	Initial Amount	Final Amount	Batch Number	Prepared or Analyzed	Analyst	Lab
Total/NA	Analysis	Moisture		1			516883	11/16/20 14:11	SPG	TAL DEN

Client Sample ID: P-106V3-111120-240
Lab Sample ID: 280-142697-5
Date Collected: 11/11/20 12:05
Matrix: Solid
Date Received: 11/12/20 09:15
Percent Solids: 96.6

Prep Type	Batch Type	Batch Method	Run	Dil Factor	Initial Amount	Final Amount	Batch Number	Prepared or Analyzed	Analyst	Lab
Total/NA	Prep	5035			4.781 g	5 mL	518073	11/12/20 17:40	AAR	TAL DEN
Total/NA	Analysis	8015D GRO		1	0.1 mL	5 mL	517733	11/22/20 15:50	AAR	TAL DEN
Total/NA	Prep	3546			15.4 g	1 mL	517288	11/19/20 11:33	DB	TAL DEN
Total/NA	Analysis	8015D DRO		1			518953	12/03/20 06:30	MAM	TAL DEN

Client Sample ID: V-106V3-111120-250
Lab Sample ID: 280-142697-6
Date Collected: 11/11/20 13:15
Matrix: Solid
Date Received: 11/12/20 09:15

Prep Type	Batch Type	Batch Method	Run	Dil Factor	Initial Amount	Final Amount	Batch Number	Prepared or Analyzed	Analyst	Lab
Total/NA	Analysis	Moisture		1			516883	11/16/20 14:11	SPG	TAL DEN

Client Sample ID: V-106V3-111120-250
Lab Sample ID: 280-142697-6
Date Collected: 11/11/20 13:15
Matrix: Solid
Date Received: 11/12/20 09:15
Percent Solids: 91.9

Prep Type	Batch Type	Batch Method	Run	Dil Factor	Initial Amount	Final Amount	Batch Number	Prepared or Analyzed	Analyst	Lab
Total/NA	Prep	5035			4.174 g	5 mL	516490	11/12/20 17:09	AAR	TAL DEN
Total/NA	Analysis	8260B		1	5 g	5 mL	517667	11/20/20 19:14	GPM	TAL DEN

Client Sample ID: P-106V3-111120-250
Lab Sample ID: 280-142697-7
Date Collected: 11/11/20 13:15
Matrix: Solid
Date Received: 11/12/20 09:15

Prep Type	Batch Type	Batch Method	Run	Dil Factor	Initial Amount	Final Amount	Batch Number	Prepared or Analyzed	Analyst	Lab
Total/NA	Analysis	Moisture		1			516883	11/16/20 14:11	SPG	TAL DEN

Client Sample ID: P-106V3-111120-250 — Lab Sample ID: 280-142697-7

Date Collected: 11/11/20 13:15 — **Matrix: Solid**
Date Received: 11/12/20 09:15 — **Percent Solids: 93.1**

Prep Type	Batch Type	Batch Method	Run	Dil Factor	Initial Amount	Final Amount	Batch Number	Prepared or Analyzed	Analyst	Lab
Total/NA	Prep	5035			4.284 g	5 mL	518073	11/12/20 17:40	AAR	TAL DEN
Total/NA	Analysis	8015D GRO		1	0.1 mL	5 mL	517733	11/22/20 16:14	AAR	TAL DEN
Total/NA	Prep	3546			16.0 g	1 mL	517288	11/19/20 11:33	DB	TAL DEN
Total/NA	Analysis	8015D DRO		1			518953	12/03/20 06:51	MAM	TAL DEN

Client Sample ID: V-106V3-111120-260 — Lab Sample ID: 280-142697-8

Date Collected: 11/11/20 16:13 — **Matrix: Solid**
Date Received: 11/12/20 09:15

Prep Type	Batch Type	Batch Method	Run	Dil Factor	Initial Amount	Final Amount	Batch Number	Prepared or Analyzed	Analyst	Lab
Total/NA	Analysis	Moisture		1			516883	11/16/20 14:11	SPG	TAL DEN

Client Sample ID: V-106V3-111120-260 — Lab Sample ID: 280-142697-8

Date Collected: 11/11/20 16:13 — **Matrix: Solid**
Date Received: 11/12/20 09:15 — **Percent Solids: 90.3**

Prep Type	Batch Type	Batch Method	Run	Dil Factor	Initial Amount	Final Amount	Batch Number	Prepared or Analyzed	Analyst	Lab
Total/NA	Prep	5035			5.390 g	5 mL	516490	11/12/20 17:09	AAR	TAL DEN
Total/NA	Analysis	8260B		1	5 g	5 mL	517667	11/20/20 19:36	GPM	TAL DEN
Total/NA	Prep	5035	DL		5.257 g	5 mL	516490	11/12/20 17:40	AAR	TAL DEN
Total/NA	Analysis	8260B	DL	50	5 g	5 mL	518143	11/25/20 13:21	GPM	TAL DEN

Client Sample ID: P-106V3-111120-260 — Lab Sample ID: 280-142697-9

Date Collected: 11/11/20 16:13 — **Matrix: Solid**
Date Received: 11/12/20 09:15

Prep Type	Batch Type	Batch Method	Run	Dil Factor	Initial Amount	Final Amount	Batch Number	Prepared or Analyzed	Analyst	Lab
Total/NA	Analysis	Moisture		1			516883	11/16/20 14:11	SPG	TAL DEN

Client Sample ID: P-106V3-111120-260 — Lab Sample ID: 280-142697-9

Date Collected: 11/11/20 16:13 — **Matrix: Solid**
Date Received: 11/12/20 09:15 — **Percent Solids: 90.2**

Prep Type	Batch Type	Batch Method	Run	Dil Factor	Initial Amount	Final Amount	Batch Number	Prepared or Analyzed	Analyst	Lab
Total/NA	Prep	5035			4.840 g	5 mL	518073	11/12/20 17:40	AAR	TAL DEN
Total/NA	Analysis	8015D GRO		1	0.1 mL	5 mL	517733	11/22/20 16:38	AAR	TAL DEN
Total/NA	Prep	3546			16.1 g	1 mL	517288	11/19/20 11:33	DB	TAL DEN
Total/NA	Analysis	8015D DRO		1			518953	12/03/20 07:11	MAM	TAL DEN

Client Sample ID: RB-106V3-101120-01 — Lab Sample ID: 280-142701-1

Date Collected: 11/10/20 16:45 — **Matrix: Water**
Date Received: 11/12/20 09:15

Prep Type	Batch Type	Batch Method	Run	Dil Factor	Initial Amount	Final Amount	Batch Number	Prepared or Analyzed	Analyst	Lab
Total/NA	Analysis	8260B		1	5 mL	5 mL	517781	11/23/20 17:49	JLS	TAL DEN
Total/NA	Analysis	8015D GRO		1	5 mL	5 mL	517559	11/20/20 23:52	AAR	TAL DEN

Lab Chronicle

Client: EA Engineering, Science, and Technology
Project/Site: Kirtland AFB Vadose Zone Coring

Job ID: 280-142697-1

Client Sample ID: RB-106V3-101120-01

Lab Sample ID: 280-142701-1

Date Collected: 11/10/20 16:45
Matrix: Water
Date Received: 11/12/20 09:15

Prep Type	Batch Type	Batch Method	Run	Dil Factor	Initial Amount	Final Amount	Batch Number	Prepared or Analyzed	Analyst	Lab
Total/NA	Prep	3510C			1034.3 mL	1 mL	516803	11/15/20 15:03	AC	TAL DEN
Total/NA	Analysis	8015D DRO		1			518953	12/02/20 23:21	MAM	TAL DEN

Client Sample ID: RB-106V3-111120-01

Lab Sample ID: 280-142701-2

Date Collected: 11/11/20 09:15
Matrix: Water
Date Received: 11/12/20 09:15

Prep Type	Batch Type	Batch Method	Run	Dil Factor	Initial Amount	Final Amount	Batch Number	Prepared or Analyzed	Analyst	Lab
Total/NA	Analysis	8260B		1	5 mL	5 mL	517781	11/23/20 18:10	JLS	TAL DEN
Total/NA	Analysis	8015D GRO		1	5 mL	5 mL	517559	11/21/20 00:15	AAR	TAL DEN
Total/NA	Prep	3510C			1029.9 mL	1 mL	516803	11/15/20 15:03	AC	TAL DEN
Total/NA	Analysis	8015D DRO		1			518953	12/02/20 23:41	MAM	TAL DEN

Laboratory References:

TAL DEN = Eurofins TestAmerica, Denver, 4955 Yarrow Street, Arvada, CO 80002, TEL (303)736-0100

Accreditation/Certification Summary

Client: EA Engineering, Science, and Technology
Project/Site: Kirtland AFB Vadose Zone Coring

Job ID: 280-142697-1

Laboratory: Eurofins TestAmerica, Denver

The accreditations/certifications listed below are applicable to this report.

Authority	Program	Identification Number	Expiration Date
A2LA	Dept. of Defense ELAP	2907.01	01-05-21

Eurofins TestAmerica Denver
4955 Yarrow Street
Arvada, CO 80002
Phone (303) 736-0100 Fax (303) 431-7171

Chain of Custody Record

eurofins | Environment Testing America

Client Information	Sampler: JOSH LIVINGSTON	Lab PM: Bieniulis, Dylan	Carrier Tracking No(s): 8156 5925 3127	COC No: COC2-S10-TA-20201111
Client Contact: Pamela Moss	Phone: (575) 430-8078	E-Mail: Dylan.Bieniulis@eurofinset.com		Page: 1 of 1
Company: EA Engineering, Science, and Technology				Job #: —
Address: 7995 E. Prentice Ave, Suite 206E	Due Date Requested: Per PO			
City: Greenwood Village	TAT Requested (days): Per PO			
State, Zip: CO, 80111				
Phone: 303-590-9143(Tel)	PO #: 16065			
Email: pmoss@eaest.com	WO #: 62735DM02.1017			
Project Name: Kirtland Vadose Zone Coring	Project #: 28016071			
Site: Kirtland BFF	SSOW#: —			

Analysis Requested

280-142697 Chain of Custody

Preservation Codes:
A - HCL, B - NaOH, C - Zn Acetate, D - Nitric Acid, E - NaHSO4, F - MeOH, G - Amchlor, H - Ascorbic Acid, I - Ice, J - DI Water, K - EDTA, L - EDA
M - Hexane, N - None, O - AsNaO2, P - Na2O4S, Q - Na2SO3, R - Na2S2O3, S - H2SO4, T - TSP Dodecahydrate, U - Acetone, V - MCAA, W - pH 4-5, Z - other (specify)
Other:

Sample Identification	Sample Date	Sample Time	Sample Type (C=comp, G=grab)	Matrix (W=water, S=solid, O=waste/oil, BT=Tissue, A=Air)	Field Filtered Sample (Yes or No)	Perform MS/MSD (Yes or No)	8260B- VOCs (Soil, Encores)	8015D - TPH-GRO (Soil, Encores)	8015D - TPH-DRO (Soil, jar)	Percent Moisture (soil, jar)			8260B - VOCs (water)	8015D - TPH-GRO (water)	8015D - TPH-DRO (water)					Total Number of containers	Special Instructions/Note:
			Preservation Code:				N	N	N	N			A	A	N						
TB-S10-111120-01	11/11/2020	1700	G	W	N	N	—	—	—	—	—	—	X	X	—	—	—	—	—	4	
V-S10-111120-230		1025	G	S	N	N	X	—		X	—	—	—	—	—	—	—	—	—	4	
P-S10-111120-230		1025					—	X	X	—	—	—	—	—	—	—	—	—	—	3	
V-S10-111120-240		1205					X	—		X	—	—	—	—	—	—	—	—	—	4	
P-S10-111120-240		1205					—	X	X	—	—	—	—	—	—	—	—	—	—	3	
V-S10-111120-250		1315					X	—		X	—	—	—	—	—	—	—	—	—	4	
P-S10-111120-250		1315					—	X	X	—	—	—	—	—	—	—	—	—	—	3	
V-S10-111120-260		1613					X	—		X	—	—	—	—	—	—	—	—	—	4	
P-S10-111120-260		1613					—	X	X	—	—	—	—	—	—	—	—	—	—	3	
JRL																					

Possible Hazard Identification
☐ Non-Hazard ☐ Flammable ☐ Skin Irritant ☐ Poison B ☐ Unknown ☐ Radiological

Sample Disposal (A fee may be assessed if samples are retained longer than 1 month)
☐ Return To Client ☒ Disposal By Lab ☐ Archive For _____ Months

Deliverable Requested: I, II, III, IV, Other (specify) Level 2, Level 4, EQUIS, ERPIMS

Special Instructions/QC Requirements: DOD QSM

Empty Kit Relinquished by:	Date:	Time:	Method of Shipment:

Relinquished by	Date/Time	Company	Received by	Date/Time	Company
JOSH LIVINGSTON	11/11/2020 1730	EA	Reed	11/12/20 0915	EA-Den

Custody Seals Intact: Δ Yes Δ No | Custody Seal No.: | Cooler Temperature(s) °C and Other Remarks: 2.4 IR# 11-0.3

Ver: 08/04/2016

(1). Plz note all Sample IDs should be 106V3 instead of 510.

Eurofins TestAmerica Denver
4955 Yarrow Street
Arvada, CO 80002
Phone (303) 736-0100 Fax (303) 431-7171

Chain of Custody Record

280-142697-1

eurofins

Revised COC received 5/3/21 via email - PTB 5/3/21

Pmoss 5/3/2021

Client Information	Sampler: JOSH LIVINGSTON	Lab PM: Bienlulis, Dylan	Carrier Tracking No(s): 8156 5925 3127	COC No: COC2-510-TA-20 20-111
Client Contact: Pamela Moss	Phone: (575) 430-8078	E-Mail: Dylan.Bienlulis@eurofinset.com		Page: 1 of 1
Company: EA Engineering, Science, and Technology				Job #:
Address: 7995 E. Prentice Ave, Suite 206E	Due Date Requested: Per PO			
City: Greenwood Village	TAT Requested (days): Per PO			
State, Zip: CO, 80111				
Phone: 303-590-9143(Tel)	PO #: 16065			
Email: pmoss@eaest.com	WO #: 62735DM02.1017			
Project Name: Kirtland Vadose Zone Coring	Project #: 28016071			
Site: Kirtland BFF	SSOW#: —			

Analysis Requested

280-142697 Chain of Custody

Preservation Codes:
A - HCL, B - NaOH, C - Zn Acetate, D - Nitric Acid, E - NaHSO4, F - MeOH, G - Amchlor, H - Ascorbic Acid, I - Ice, J - DI Water, K - EDTA, L - EDA, M - Hexane, N - None, O - AsNaO2, P - Na2O4S, Q - Na2SO3, R - Na2S2O3, S - H2SO4, T - TSP Dodecahydrate, U - Acetone, V - MCAA, W - pH 4-5, Z - other (specify)
Other:

Sample Identification	Sample Date	Sample Time	Sample Type (C=comp, G=grab)	Matrix (W=water, S=solid, O=waste/oil, BT=Tissue, A=Air)	Field Filtered Sample (Yes or No)	Perform MS/MSD (Yes or No)	8260B- VOCs (Soil, Encores)	8015D - TPH-GRO (Soil, Encores)	8015D - TPH-DRO (Soil, jar)	Percent Moisture (soil, jar)			8260B - VOCs (water)	8015D - TPH-GRO (water)	8015D - TPH-DRO (water)					Total Number of containers	Special Instructions/Note:
			Preservation Code:				N	N	N	N			A	A	N						
TB-510-111120-01	11/11/2020	1700	G	W	N	N							X	X						4	
V-510-111120-230		1025	G	S	N	N	X			X										4	
P-510-111120-230		1025						X	X											3	
V-510-111120-240		1205					X			X										4	
P-510-111120-240		1205						X	X											3	
V-510-111120-250		1315					X			X										4	
P-510-111120-250		1315						X	X											3	
V-510-111120-260		1613					X			X										4	
P-510-111120-260		1613						X	X											3	
JRL																					

Possible Hazard Identification
☐ Non-Hazard ☐ Flammable ☐ Skin Irritant ☐ Poison B ☐ Unknown ☐ Radiological

Sample Disposal (A fee may be assessed if samples are retained longer than 1 month)
☐ Return To Client ☒ Disposal By Lab ☐ Archive For _____ Months

Deliverable Requested: I, II, III, IV, Other (specify) Level 2, Level 4, EQUIS, ERPIMS

Special Instructions/QC Requirements: DOD QSM

Empty Kit Relinquished by:	Date:	Time:	Method of Shipment:

Relinquished by	Date/Time	Company	Received by	Date/Time	Company
JOSH LIVINGSTON	11/11/2020 1730	EA	Reed Pa	11/12/20 0915	ETA-Den
Relinquished by	Date/Time	Company	Received by	Date/Time	Company
Relinquished by	Date/Time	Company	Received by	Date/Time	Company

Custody Seals Intact: Δ Yes Δ No | Custody Seal No.: | Cooler Temperature(s) °C and Other Remarks: 2.4 IR# 11-03

Ver: 08/04/2016

① Plz note all sample IDs should be 106V3 instead of S10. Pross 5/3/2021

Eurofins TestAmerica Denver
4955 Yarrow Street
Arvada, CO 80002
Phone (303) 736-0100 Fax (303) 431-7171

eurofins

Chain of Custody Record 280-142697-1

Client Information	Sampler: JOSH LIVINGSTON	Lab PM: Bieniulis, Dylan	Carrier Tracking No(s): 8156 9253 138	COC No: COC1-S10-TA-202011 11
Client Contact: Pamela Moss	Phone: (575) 430-8078	E-Mail: Dylan.Bieniulis@eurofinset.com		Page: 1 of 1
Company: EA Engineering, Science, and Technology				Job #: —
Address: 7995 E. Prentice Ave, Suite 206E	Due Date Requested: Per PO			
City: Greenwood Village	TAT Requested (days): Per PO			
State, Zip: CO, 80111				
Phone: 303-590-9143(Tel)	PO #: 18065			
Email: pmoss@eaest.com	WO #: 62735DM02 1017			
Project Name: Kirtland Vadose Zone Coring	Project #: 28016071			
Site: Kirtland BFF	SSOW#: —			

Analysis Requested

Preservation Codes: A - HCL; B - NaOH; C - Zn Acetate; D - Nitric Acid; E - NaHSO4; F - MeOH; G - Amchlor; H - Ascorbic Acid; I - Ice; J - DI Water; K - EDTA; L - EDA; M - Hexane; N - None; O - AsNaO2; P - Na2O4S; Q - Na2SO3; R - Na2S2O3; S - H2SO4; T - TSP Dodecahydrate; U - Acetone; V - MCAA; W - pH 4-5; Z - other (specify); Other:

Sample Identification	Sample Date	Sample Time	Sample Type (C=comp, G=grab)	Matrix (W=water, S=solid, O=waste/oil, BT=Tissue, A=Air)	Field Filtered Sample (Yes or No)	Perform MS/MSD (Yes or No)	8260B - VOCs (Soil, Encores)	8015D - TPH-GRO (Soil, Encores)	8015D - TPH-DRO (Soil, jar)	Percent Moisture (soil, jar)	8260B - VOCs (water)	8015D - TPH-GRO (water)	8015D - TPH-DRO (water)	Total Number of containers	Special Instructions/Note:
			Preservation Code:				N	N	N	N	A	A	N		
RB-S10-101120-01	11/10/2020	1645	G	W	N	N					X	X	X	8	
RB-S10-111120-01	11/11/2020	0915	G	W	N	N					X	X	X	8	

JRL

280-142701 Chain of Custody

Possible Hazard Identification: ☐ Non-Hazard ☐ Flammable ☐ Skin Irritant ☐ Poison B ☐ Unknown ☐ Radiological

Sample Disposal (A fee may be assessed if samples are retained longer than 1 month): ☐ Return To Client ☒ Disposal By Lab ☐ Archive For _____ Months

Deliverable Requested: I, II, III, IV, Other (specify) Level 2, Level 4, EQUIS, ERPIMS

Special Instructions/QC Requirements: DOD QSM

Empty Kit Relinquished by:	Date:	Time:	Method of Shipment

Relinquished by	Date/Time	Company	Received by	Date/Time	Company
JOSH LIVINGSTON	11/11/2020 1730	EA		11-12-20 0715	EA-Pleasanton
Relinquished by	Date/Time	Company	Received by	Date/Time	Company
Relinquished by	Date/Time	Company	Received by:	Date/Time	Company

Custody Seals Intact: Δ Yes Δ No

Custody Seal No.:

Cooler Temperature(s) °C and Other Remarks: 1.4-0.3 JRL AVP 11-12-20

Ver 08/04/2016

Eurofins TestAmerica Denver
4955 Yarrow Street
Arvada, CO 80002
Phone (303) 736-0100 Fax (303) 431-7171

Chain of Custody Record

eurofins | Environment Testing America

Client Information	Sampler: JOSH LIVINGSTON	Lab PM: Bieniulis, Dylan	Carrier Tracking No(s): 815 6592 5313 8	COC No: COC1-S10-TA-20201111
Client Contact: Pamela Moss	Phone: (575) 430-8078	E-Mail: Dylan.Bieniulis@eurofinset.com		Page: 1 of 1
Company: EA Engineering, Science, and Technology				Job #: —
Address: 7995 E. Prentice Ave, Suite 206E	Due Date Requested: Per PO			
City: Greenwood Village	TAT Requested (days): Per PO			
State, Zip: CO, 80111				
Phone: 303-590-9143(Tel)	PO #: 16065			
Email: pmoss@eaest.com	WO #: 62735DM02.1017			
Project Name: Kirtland Vadose Zone Coring	Project #: 28016071			
Site: Kirtland BFF	SSOW#: —			

Analysis Requested

Preservation Codes:
A - HCL, B - NaOH, C - Zn Acetate, D - Nitric Acid, E - NaHSO4, F - MeOH, G - Amchlor, H - Ascorbic Acid, I - Ice, J - DI Water, K - EDTA, L - EDA
M - Hexane, N - None, O - AsNaO2, P - Na2O4S, Q - Na2SO3, R - Na2S2O3, S - H2SO4, T - TSP Dodecahydrate, U - Acetone, V - MCAA, W - pH 4-5, Z - other (specify)
Other:

Sample Identification	Sample Date	Sample Time	Sample Type (C=Comp, G=grab)	Matrix (W=water, S=solid, O=waste/oil, BT=Tissue, A=Air)	Field Filtered Sample (Yes or No)	Perform MS/MSD (Yes or No)	8260B- VOCs (Soil, Encores)	8015D - TPH-GRO (Soil, Encores)	8015D - TPH-DRO (Soil, jar)	Percent Moisture (soil, jar)			8260B - VOCs (water)	8015D - TPH-GRO (water)	8015D - TPH-DRO (water)					Total Number of containers	Special Instructions/Note:
			Preservation Code:				N	N	N	N			A	A	N						
RB-S10-101120-01	11/10/2020	1645	G	W	N	N							X	X	X					8	
RB-S10-111120-01	11/11/2020	0915	G	W	N	N							X	X	X					8	

JRL

280-142701 Chain of Custody

Possible Hazard Identification
☐ Non-Hazard ☐ Flammable ☐ Skin Irritant ☐ Poison B ☐ Unknown ☐ Radiological

Sample Disposal (A fee may be assessed if samples are retained longer than 1 month)
☐ Return To Client ☒ Disposal By Lab ☐ Archive For _____ Months

Deliverable Requested: I, II, III, IV, Other (specify) Level 2, Level 4, EQUIS, ERPIMS

Special Instructions/QC Requirements: DOD QSM

Empty Kit Relinquished by:	Date:	Time:	Method of Shipment:

Relinquished by	Date/Time	Company	Received by	Date/Time	Company
JOSH LIVINGSTON	11/11/2020 1730	EA		11-12-20 0915	ETA DEN

Custody Seals Intact: Δ Yes Δ No	Custody Seal No.:	Cooler Temperature(s) °C and Other Remarks: 1.4, -0.3, IR-11 RWP 11-12-20

Ver: 08/04/2016

280-142701 Waybill

FedEx

TRK# 0667 8156 5925 3138

THU – 12 NOV AA

PRIORITY OVERNIGHT

XH LAAA

80002

CO – US DEN

#3764529 11/11 56BJ5/BA89/B766

Login Sample Receipt Checklist

Client: EA Engineering, Science, and Technology

Job Number: 280-142697-1

Login Number: 142697
List Number: 1
Creator: Pottruff, Reed W

List Source: Eurofins TestAmerica, Denver

Question	Answer	Comment
Radioactivity wasn't checked or is </= background as measured by a survey meter.	N/A	
The cooler's custody seal, if present, is intact.	True	
Sample custody seals, if present, are intact.	True	
The cooler or samples do not appear to have been compromised or tampered with.	True	
Samples were received on ice.	True	
Cooler Temperature is acceptable.	True	
Cooler Temperature is recorded.	True	
COC is present.	True	
COC is filled out in ink and legible.	True	
COC is filled out with all pertinent information.	True	
Is the Field Sampler's name present on COC?	True	
There are no discrepancies between the containers received and the COC.	True	
Samples are received within Holding Time (excluding tests with immediate HTs)	True	
Sample containers have legible labels.	True	
Containers are not broken or leaking.	True	
Sample collection date/times are provided.	True	
Appropriate sample containers are used.	True	
Sample bottles are completely filled.	True	
Sample Preservation Verified.	N/A	
There is sufficient vol. for all requested analyses, incl. any requested MS/MSDs	True	
Containers requiring zero headspace have no headspace or bubble is <6mm (1/4").	True	
Multiphasic samples are not present.	True	
Samples do not require splitting or compositing.	True	
Residual Chlorine Checked.	N/A	

Login Sample Receipt Checklist

Client: EA Engineering, Science, and Technology

Job Number: 280-142697-1

Login Number: 142701
List Number: 1
Creator: Johnston, Michelle A

List Source: Eurofins TestAmerica, Denver

Question	Answer	Comment
Radioactivity wasn't checked or is </= background as measured by a survey meter.	N/A	
The cooler's custody seal, if present, is intact.	True	1492188, 1492186
Sample custody seals, if present, are intact.	True	
The cooler or samples do not appear to have been compromised or tampered with.	True	
Samples were received on ice.	True	
Cooler Temperature is acceptable.	True	
Cooler Temperature is recorded.	True	
COC is present.	True	
COC is filled out in ink and legible.	True	
COC is filled out with all pertinent information.	True	
Is the Field Sampler's name present on COC?	True	
There are no discrepancies between the containers received and the COC.	True	
Samples are received within Holding Time (excluding tests with immediate HTs)	True	
Sample containers have legible labels.	True	
Containers are not broken or leaking.	True	
Sample collection date/times are provided.	True	
Appropriate sample containers are used.	True	
Sample bottles are completely filled.	True	
Sample Preservation Verified.	True	
There is sufficient vol. for all requested analyses, incl. any requested MS/MSDs	True	
Containers requiring zero headspace have no headspace or bubble is <6mm (1/4").	True	
Multiphasic samples are not present.	True	
Samples do not require splitting or compositing.	True	
Residual Chlorine Checked.	True	

eurofins | Environment Testing America

ANALYTICAL REPORT

Eurofins TestAmerica, Denver
4955 Yarrow Street
Arvada, CO 80002
Tel: (303)736-0100

Laboratory Job ID: 280-142782-1
Client Project/Site: Kirtland AFB Vadose Zone Coring
Revision: 1

For:
EA Engineering, Science, and Technology
7995 E. Prentice Ave, Suite 206E
Greenwood Village, Colorado 80111

Attn: Pamela J Moss

Authorized for release by:
5/3/2021 4:30:59 PM

Dylan Bieniulis, Project Manager I
(303)736-0138
Dylan.Bieniulis@Eurofinset.com

LINKS

Review your project results through TotalAccess

Have a Question? Ask The Expert

Visit us at: www.eurofinsus.com/Env

The test results in this report meet all 2003 NELAC, 2009 TNI, and 2016 TNI requirements for accredited parameters, exceptions are noted in this report. This report may not be reproduced except in full, and with written approval from the laboratory. For questions please contact the Project Manager at the e-mail address or telephone number listed on this page.

This report has been electronically signed and authorized by the signatory. Electronic signature is intended to be the legally binding equivalent of a traditionally handwritten signature.

Results relate only to the items tested and the sample(s) as received by the laboratory.

Table of Contents

Cover Page 1
Table of Contents 2
Definitions 3
Case Narrative 4
Detection Summary 6
Method Summary 8
Sample Summary 9
Client Sample Results 10
Surrogate Summary 28
QC Sample Results 31
QC Association 47
Chronicle 50
Certification Summary 55
Chain of Custody 56
Receipt Checklists 62

Qualifiers

GC/MS VOA

Qualifier	Qualifier Description
B	Blank contamination: The analyte was detected above one-half the reporting limit in an associated blank.
D	The reported value is from a dilution.
J	Estimated: The analyte was positively identified; the quantitation is an estimation
M	Manual integrated compound.
Q	One or more quality control criteria failed.
U	Undetected at the Limit of Detection.

GC VOA

Qualifier	Qualifier Description
U	Undetected at the Limit of Detection.

GC Semi VOA

Qualifier	Qualifier Description
U	Undetected at the Limit of Detection.

Glossary

Abbreviation	These commonly used abbreviations may or may not be present in this report.
¤	Listed under the "D" column to designate that the result is reported on a dry weight basis
%R	Percent Recovery
CFL	Contains Free Liquid
CFU	Colony Forming Unit
CNF	Contains No Free Liquid
DER	Duplicate Error Ratio (normalized absolute difference)
Dil Fac	Dilution Factor
DL	Detection Limit (DoD/DOE)
DL, RA, RE, IN	Indicates a Dilution, Re-analysis, Re-extraction, or additional Initial metals/anion analysis of the sample
DLC	Decision Level Concentration (Radiochemistry)
EDL	Estimated Detection Limit (Dioxin)
LOD	Limit of Detection (DoD/DOE)
LOQ	Limit of Quantitation (DoD/DOE)
MCL	EPA recommended "Maximum Contaminant Level"
MDA	Minimum Detectable Activity (Radiochemistry)
MDC	Minimum Detectable Concentration (Radiochemistry)
MDL	Method Detection Limit
ML	Minimum Level (Dioxin)
MPN	Most Probable Number
MQL	Method Quantitation Limit
NC	Not Calculated
ND	Not Detected at the reporting limit (or MDL or EDL if shown)
NEG	Negative / Absent
POS	Positive / Present
PQL	Practical Quantitation Limit
PRES	Presumptive
QC	Quality Control
RER	Relative Error Ratio (Radiochemistry)
RL	Reporting Limit or Requested Limit (Radiochemistry)
RPD	Relative Percent Difference, a measure of the relative difference between two points
TEF	Toxicity Equivalent Factor (Dioxin)
TEQ	Toxicity Equivalent Quotient (Dioxin)
TNTC	Too Numerous To Count

Job ID: 280-142782-1

Laboratory: Eurofins TestAmerica, Denver

Narrative

CASE NARRATIVE

Client: EA Engineering, Science, and Technology

Project: Kirtland AFB Vadose Zone Coring

Report Number: 280-142782-1

With the exceptions noted as flags or footnotes, standard analytical protocols were followed in the analysis of the samples and no problems were encountered or anomalies observed. In addition all laboratory quality control samples were within established control limits, with any exceptions noted below. Each sample was analyzed to achieve the lowest possible reporting limit within the constraints of the method. In some cases, due to interference or analytes present at high concentrations, samples were diluted. For diluted samples, the reporting limits are adjusted relative to the dilution required.

Calculations are performed before rounding to avoid round-off errors in calculated results.

All holding times were met and proper preservation noted for the methods performed on these samples, unless otherwise detailed in the individual sections below.

REVISION - 1
Per client request and revised chain of custody received from the client on 5/3/2021, all sample IDs were revised as follows: "S10" was replaced with "106V3".

RECEIPT
The samples were received on 11/13/2020 10:05 AM; the samples arrived in good condition, and where required, properly preserved and on ice. The temperatures of the 4 coolers at receipt time were 0.9º C and 1.2º C.

Samples logged under login 280-142782-1 and 280-142785-1 were combined into a single laboratory sample delivery group (SDG) to be reported together as the samples were collected from the same client project site event and were received at the laboratory on the same date.

VOLATILE ORGANIC COMPOUNDS (GC/MS)
Samples V-106V3-121120-270 (280-142782-1), V-106V3-121120-290 (280-142785-1), V-106V3-121120-271 (280-142782-3), V-106V3-121120-300 (280-142785-3), V-106V3-121120-280.5 (280-142782-5) and V-106V3-121125-300 (280-142785-5) were analyzed for volatile organic compounds (GC/MS) in accordance with 8260B. The samples were prepared on 11/13/2020 and analyzed on 11/20/2020 and 11/25/2020.

1,2,3-Trichlorobenzene, 1,2,4-Trichlorobenzene and 1,4-Dichlorobenzene were detected in method blank MB 280-516709/27-A at levels that were above the detection limit but less than half the LOQ. The values should be considered estimates, and have been flagged "J".

1,4-Dichlorobenzene was detected in method blank MB 280-516709/5-A at a level that was above the detection limit but less than half the LOQ. The value should be considered an estimate, and has been flagged "J".

The continuing calibration verification (CCV) associated with batch 280-518287 recovered above the upper control limit for 1,2-Dichloroethane-d4 (Surr) 20.1%D. This surrogate passes percent recovery limits (71-136%) @ 120%, therefore the data has been qualified and reported.

The continuing calibration verification (CCV) associated with batch 280-517668 recovered above the upper control limit for Trichlorofluoromethane @ 26.9%D. The samples associated with this CCV were non-detects for the affected analytes; therefore, the data have been qualified and reported. Associated results are flagged "Q".

Job ID: 280-142782-1 (Continued)

Laboratory: Eurofins TestAmerica, Denver (Continued)

Samples V-106V3-121120-270 (280-142782-1)[50X], V-106V3-121120-271 (280-142782-3)[100X], V-106V3-121120-271 (280-142782-3)[50X] and V-106V3-121120-280.5 (280-142782-5)[50X] required dilution prior to analysis. The reporting limits have been adjusted accordingly.

No additional analytical or quality issues were noted, other than those described above or in the Definitions/Glossary page.

VOLATILE ORGANIC COMPOUNDS (GC/MS)
Samples TB-106V3-121120-01 (280-142782-7) and TB-106V3-121120-02 (280-142785-7) were analyzed for volatile organic compounds (GC/MS) in accordance with 8260B. The samples were analyzed on 11/25/2020.

The continuing calibration verification (CCV) associated with batch 280-518118 recovered above the upper control limit for Bromoform (22.8%D, limit 20%D). The samples associated with this CCV were non-detects for the affected analytes; therefore, the data have been reported. Associated results are flagged "Q".

No analytical or quality issues were noted, other than those described above or in the Definitions/Glossary page.

VOLATILE PETROLEUM HYDROCARBONS (GC)
Samples P-106V3-121120-270 (280-142782-2), P-106V3-121120-290 (280-142785-2), P-106V3-121120-271 (280-142782-4), P-106V3-121120-300 (280-142785-4), P-106V3-121120-280.5 (280-142782-6) and P-106V3-121125-300 (280-142785-6) were analyzed for Volatile Petroleum Hydrocarbons (GC) in accordance with 8015D GRO. The samples were prepared on 11/13/2020 and analyzed on 11/22/2020.

No analytical or quality issues were noted, other than those described above or in the Definitions/Glossary page.

GASOLINE RANGE ORGANICS (GRO)
Samples TB-106V3-121120-01 (280-142782-7) and TB-106V3-121120-02 (280-142785-7) were analyzed for Gasoline Range Organics (GRO) in accordance with 8015D GRO. The samples were analyzed on 11/23/2020.

No additional analytical or quality issues were noted, other than those described above or in the Definitions/Glossary page.

DIESEL RANGE ORGANICS (DRO)
Samples P-106V3-121120-270 (280-142782-2), P-106V3-121120-290 (280-142785-2), P-106V3-121120-271 (280-142782-4), P-106V3-121120-300 (280-142785-4), P-106V3-121120-280.5 (280-142782-6) and P-106V3-121125-300 (280-142785-6) were analyzed for Diesel Range Organics (DRO) in accordance with SW846 8015D. The samples were prepared on 11/19/2020 and 11/25/2020 and analyzed on 12/03/2020.

The following samples were requested by client to undergo silica gel clean up, via EPA Method 3630C: P-106V3-121120-270 (280-142782-2), P-106V3-121120-271 (280-142782-4), P-106V3-121120-280.5 (280-142782-6), P-106V3-121120-290 (280-142785-2), P-106V3-121120-300 (280-142785-4), and P-106V3-121125-300 (280-142785-6).

No analytical or quality issues were noted, other than those described above or in the Definitions/Glossary page.

PERCENT SOLIDS
Samples V-106V3-121120-270 (280-142782-1), V-106V3-121120-290 (280-142785-1), P-106V3-121120-270 (280-142782-2), P-106V3-121120-290 (280-142785-2), V-106V3-121120-271 (280-142782-3), V-106V3-121120-300 (280-142785-3), P-106V3-121120-271 (280-142782-4), P-106V3-121120-300 (280-142785-4), V-106V3-121120-280.5 (280-142782-5), V-106V3-121125-300 (280-142785-5), P-106V3-121120-280.5 (280-142782-6) and P-106V3-121125-300 (280-142785-6) were analyzed for percent solids in accordance with ASTM D2216-90. The samples were analyzed on 11/17/2020 and 11/20/2020.

No analytical or quality issues were noted, other than those described above or in the Definitions/Glossary page.

Detection Summary

Client: EA Engineering, Science, and Technology
Project/Site: Kirtland AFB Vadose Zone Coring

Job ID: 280-142782-1

Client Sample ID: V-106V3-121120-270 — Lab Sample ID: 280-142782-1

Analyte	Result	Qualifier	LOQ	LOD	DL	Unit	Dil Fac	D	Method	Prep Type
Benzene	1.6	J	5.2	0.42	0.16	ug/Kg	1	☼	8260B	Total/NA
2-Butanone (MEK)	350		21	13	4.0	ug/Kg	1	☼	8260B	Total/NA
Ethylbenzene	0.50	J	5.2	0.83	0.32	ug/Kg	1	☼	8260B	Total/NA
2-Hexanone	8.3	J	21	13	5.1	ug/Kg	1	☼	8260B	Total/NA
Toluene	6.6		5.2	0.83	0.24	ug/Kg	1	☼	8260B	Total/NA
o-Xylene	0.63	J	5.2	0.83	0.28	ug/Kg	1	☼	8260B	Total/NA
m-Xylene & p-Xylene	1.4	J	3.3	3.3	1.1	ug/Kg	1	☼	8260B	Total/NA
Acetone - DL	2700	J D B	3900	3900	1900	ug/Kg	50	☼	8260B	Total/NA

Client Sample ID: P-106V3-121120-270 — Lab Sample ID: 280-142782-2

No Detections.

Client Sample ID: V-106V3-121120-271 — Lab Sample ID: 280-142782-3

Analyte	Result	Qualifier	LOQ	LOD	DL	Unit	Dil Fac	D	Method	Prep Type
sec-Butylbenzene	1.2	J	5.1	1.6	0.79	ug/Kg	1	☼	8260B	Total/NA
Ethylene Dibromide	40		5.1	1.6	0.53	ug/Kg	1	☼	8260B	Total/NA
Ethylbenzene	53		5.1	0.82	0.31	ug/Kg	1	☼	8260B	Total/NA
2-Hexanone	310		20	13	5.0	ug/Kg	1	☼	8260B	Total/NA
Isopropylbenzene	4.1	J	5.1	5.1	2.5	ug/Kg	1	☼	8260B	Total/NA
4-Methyl-2-pentanone (MIBK)	300		20	13	4.5	ug/Kg	1	☼	8260B	Total/NA
Naphthalene	11		6.9	6.9	3.4	ug/Kg	1	☼	8260B	Total/NA
N-Propylbenzene	4.6	J	5.1	1.6	0.59	ug/Kg	1	☼	8260B	Total/NA
1,2,4-Trimethylbenzene	32		5.1	5.1	2.4	ug/Kg	1	☼	8260B	Total/NA
1,3,5-Trimethylbenzene	6.3		5.1	5.1	2.5	ug/Kg	1	☼	8260B	Total/NA
o-Xylene	67		5.1	0.82	0.27	ug/Kg	1	☼	8260B	Total/NA
m-Xylene & p-Xylene	140		3.3	3.3	1.1	ug/Kg	1	☼	8260B	Total/NA
Benzene - DL	330	D	260	21	7.9	ug/Kg	50	☼	8260B	Total/NA
2-Butanone (MEK) - DL	14000	D M	1100	670	200	ug/Kg	50	☼	8260B	Total/NA
Toluene - DL	890	D	260	42	12	ug/Kg	50	☼	8260B	Total/NA
Acetone - DL2	55000	D B	7600	7600	3700	ug/Kg	100	☼	8260B	Total/NA

Client Sample ID: P-106V3-121120-271 — Lab Sample ID: 280-142782-4

Analyte	Result	Qualifier	LOQ	LOD	DL	Unit	Dil Fac	D	Method	Prep Type
Gasoline Range Organics (GRO)-C6-C10	8.3		2.5	2.5	0.95	mg/Kg	1	☼	8015D GRO	Total/NA

Client Sample ID: V-106V3-121120-280.5 — Lab Sample ID: 280-142782-5

Analyte	Result	Qualifier	LOQ	LOD	DL	Unit	Dil Fac	D	Method	Prep Type
Benzene	34		5.3	0.42	0.16	ug/Kg	1	☼	8260B	Total/NA
Ethylene Dibromide	2.7	J	5.3	1.7	0.55	ug/Kg	1	☼	8260B	Total/NA
Ethylbenzene	12		5.3	0.84	0.32	ug/Kg	1	☼	8260B	Total/NA
N-Propylbenzene	1.4	J	5.3	1.7	0.61	ug/Kg	1	☼	8260B	Total/NA
Toluene	110		5.3	0.84	0.24	ug/Kg	1	☼	8260B	Total/NA
1,2,4-Trimethylbenzene	6.8		5.3	5.3	2.4	ug/Kg	1	☼	8260B	Total/NA
1,3,5-Trimethylbenzene	2.7	J	5.3	5.3	2.5	ug/Kg	1	☼	8260B	Total/NA
o-Xylene	18		5.3	0.84	0.28	ug/Kg	1	☼	8260B	Total/NA
m-Xylene & p-Xylene	34		3.4	3.4	1.1	ug/Kg	1	☼	8260B	Total/NA
Acetone - DL	2000	J D B	4000	4000	2000	ug/Kg	50	☼	8260B	Total/NA

This Detection Summary does not include radiochemical test results.

Detection Summary

Client: EA Engineering, Science, and Technology
Project/Site: Kirtland AFB Vadose Zone Coring

Job ID: 280-142782-1

Client Sample ID: P-106V3-121120-280.5 — Lab Sample ID: 280-142782-6

No Detections.

Client Sample ID: TB-106V3-121120-01 — Lab Sample ID: 280-142782-7

Analyte	Result	Qualifier	LOQ	LOD	DL	Unit	Dil Fac	D	Method	Prep Type
1,2-Dichloropropane	0.39	J	1.0	0.40	0.18	ug/L	1		8260B	Total/NA

Client Sample ID: V-106V3-121120-290 — Lab Sample ID: 280-142785-1

Analyte	Result	Qualifier	LOQ	LOD	DL	Unit	Dil Fac	D	Method	Prep Type
Toluene	0.73	J	6.1	0.97	0.28	ug/Kg	1	☼	8260B	Total/NA

Client Sample ID: P-106V3-121120-290 — Lab Sample ID: 280-142785-2

No Detections.

Client Sample ID: V-106V3-121120-300 — Lab Sample ID: 280-142785-3

Analyte	Result	Qualifier	LOQ	LOD	DL	Unit	Dil Fac	D	Method	Prep Type
2-Butanone (MEK)	4.6	J	20	13	3.8	ug/Kg	1	☼	8260B	Total/NA
Toluene	1.3	J	4.9	0.79	0.22	ug/Kg	1	☼	8260B	Total/NA

Client Sample ID: P-106V3-121120-300 — Lab Sample ID: 280-142785-4

No Detections.

Client Sample ID: V-106V3-121125-300 — Lab Sample ID: 280-142785-5

Analyte	Result	Qualifier	LOQ	LOD	DL	Unit	Dil Fac	D	Method	Prep Type
Benzene	0.42	J	5.1	0.41	0.15	ug/Kg	1	☼	8260B	Total/NA
Toluene	2.0	J	5.1	0.82	0.23	ug/Kg	1	☼	8260B	Total/NA

Client Sample ID: P-106V3-121125-300 — Lab Sample ID: 280-142785-6

No Detections.

Client Sample ID: TB-106V3-121120-02 — Lab Sample ID: 280-142785-7

No Detections.

This Detection Summary does not include radiochemical test results.

Method Summary

Client: EA Engineering, Science, and Technology
Project/Site: Kirtland AFB Vadose Zone Coring

Job ID: 280-142782-1

Method	Method Description	Protocol	Laboratory
8260B	Volatile Organic Compounds (GC/MS)	SW846	TAL DEN
8015D GRO	Gasoline Range Organics (GRO)	SW846	TAL DEN
8015D DRO	Diesel Range Organics (DRO) (GC)	SW846	TAL DEN
Moisture	Percent Moisture	EPA	TAL DEN
3546	Microwave Extraction	SW846	TAL DEN
5030B	Purge and Trap	SW846	TAL DEN
5035	Closed System Purge and Trap	SW846	TAL DEN

Protocol References:

EPA = US Environmental Protection Agency

SW846 = "Test Methods For Evaluating Solid Waste, Physical/Chemical Methods", Third Edition, November 1986 And Its Updates.

Laboratory References:

TAL DEN = Eurofins TestAmerica, Denver, 4955 Yarrow Street, Arvada, CO 80002, TEL (303)736-0100

Sample Summary

Client: EA Engineering, Science, and Technology
Project/Site: Kirtland AFB Vadose Zone Coring

Job ID: 280-142782-1

Lab Sample ID	Client Sample ID	Matrix	Collected	Received	Asset ID
280-142782-1	V-106V3-121120-270	Solid	11/12/20 08:55	11/13/20 10:05	
280-142782-2	P-106V3-121120-270	Solid	11/12/20 08:55	11/13/20 10:05	
280-142782-3	V-106V3-121120-271	Solid	11/12/20 09:10	11/13/20 10:05	
280-142782-4	P-106V3-121120-271	Solid	11/12/20 09:10	11/13/20 10:05	
280-142782-5	V-106V3-121120-280.5	Solid	11/12/20 10:55	11/13/20 10:05	
280-142782-6	P-106V3-121120-280.5	Solid	11/12/20 10:55	11/13/20 10:05	
280-142782-7	TB-106V3-121120-01	Water	11/12/20 14:00	11/13/20 10:05	
280-142785-1	V-106V3-121120-290	Solid	11/12/20 12:25	11/13/20 10:05	
280-142785-2	P-106V3-121120-290	Solid	11/12/20 12:25	11/13/20 10:05	
280-142785-3	V-106V3-121120-300	Solid	11/12/20 13:13	11/13/20 10:05	
280-142785-4	P-106V3-121120-300	Solid	11/12/20 13:13	11/13/20 10:05	
280-142785-5	V-106V3-121125-300	Solid	11/12/20 13:13	11/13/20 10:05	
280-142785-6	P-106V3-121125-300	Solid	11/12/20 13:13	11/13/20 10:05	
280-142785-7	TB-106V3-121120-02	Water	11/12/20 14:00	11/13/20 10:05	

Method: 8260B - Volatile Organic Compounds (GC/MS)

Client Sample ID: V-106V3-121120-270
Date Collected: 11/12/20 08:55
Date Received: 11/13/20 10:05

Lab Sample ID: 280-142782-1
Matrix: Solid
Percent Solids: 97.6

Analyte	Result	Qualifier	LOQ	LOD	DL	Unit	D	Analyzed	Dil Fac
Benzene	**1.6**	**J**	5.2	0.42	0.16	ug/Kg	☼	11/20/20 19:59	1
Bromobenzene	1.7	U	5.2	1.7	0.51	ug/Kg	☼	11/20/20 19:59	1
Bromochloromethane	5.2	U	5.2	5.2	2.6	ug/Kg	☼	11/20/20 19:59	1
Bromodichloromethane	5.2	U	5.2	5.2	2.2	ug/Kg	☼	11/20/20 19:59	1
Bromoform	5.3	U	5.3	5.3	2.6	ug/Kg	☼	11/20/20 19:59	1
Bromomethane	3.3	U	10	3.3	1.4	ug/Kg	☼	11/20/20 19:59	1
2-Butanone (MEK)	**350**		21	13	4.0	ug/Kg	☼	11/20/20 19:59	1
n-Butylbenzene	1.7	U	5.2	1.7	0.58	ug/Kg	☼	11/20/20 19:59	1
sec-Butylbenzene	1.7	U	5.2	1.7	0.80	ug/Kg	☼	11/20/20 19:59	1
tert-Butylbenzene	1.7	U	5.2	1.7	0.52	ug/Kg	☼	11/20/20 19:59	1
Carbon disulfide	5.2	U	5.2	5.2	1.7	ug/Kg	☼	11/20/20 19:59	1
Carbon tetrachloride	5.2	U	5.2	5.2	2.1	ug/Kg	☼	11/20/20 19:59	1
Chlorobenzene	5.2	U	5.2	5.2	2.1	ug/Kg	☼	11/20/20 19:59	1
Chloroethane	6.6	U	10	6.6	2.1	ug/Kg	☼	11/20/20 19:59	1
Chloroform	0.83	U	10	0.83	0.30	ug/Kg	☼	11/20/20 19:59	1
Chloromethane	1.7	U	10	1.7	0.80	ug/Kg	☼	11/20/20 19:59	1
4-Chlorotoluene	0.83	U	5.2	0.83	0.37	ug/Kg	☼	11/20/20 19:59	1
Dibromochloromethane	5.2	U	5.2	5.2	2.4	ug/Kg	☼	11/20/20 19:59	1
1,2-Dibromo-3-Chloropropane	10	U	10	10	3.8	ug/Kg	☼	11/20/20 19:59	1
Dichlorodifluoromethane	6.6	U	10	6.6	2.8	ug/Kg	☼	11/20/20 19:59	1
Dibromomethane	0.83	U	5.2	0.83	0.33	ug/Kg	☼	11/20/20 19:59	1
Ethylene Dibromide	1.7	U	5.2	1.7	0.54	ug/Kg	☼	11/20/20 19:59	1
1,2-Dichlorobenzene	5.2	U	5.2	5.2	1.9	ug/Kg	☼	11/20/20 19:59	1
1,3-Dichlorobenzene	1.7	U	5.2	1.7	0.50	ug/Kg	☼	11/20/20 19:59	1
1,4-Dichlorobenzene	0.83	U M	5.2	0.83	0.25	ug/Kg	☼	11/20/20 19:59	1
1,1-Dichloroethane	0.83	U	5.2	0.83	0.22	ug/Kg	☼	11/20/20 19:59	1
1,2-Dichloroethane	1.7	U	5.2	1.7	0.73	ug/Kg	☼	11/20/20 19:59	1
1,1-Dichloroethene	1.7	U	5.2	1.7	0.61	ug/Kg	☼	11/20/20 19:59	1
1,2-Dichloroethene, Total	1.7	U	5.2	1.7	0.41	ug/Kg	☼	11/20/20 19:59	1
cis-1,2-Dichloroethene	0.83	U	5.2	0.83	0.21	ug/Kg	☼	11/20/20 19:59	1
trans-1,2-Dichloroethene	0.83	U	5.2	0.83	0.41	ug/Kg	☼	11/20/20 19:59	1
1,2-Dichloropropane	1.7	U M	5.2	1.7	0.57	ug/Kg	☼	11/20/20 19:59	1
1,3-Dichloropropane	0.42	U	5.2	0.42	0.18	ug/Kg	☼	11/20/20 19:59	1
2,2-Dichloropropane	1.7	U	5.2	1.7	0.46	ug/Kg	☼	11/20/20 19:59	1
1,1-Dichloropropene	0.42	U	5.2	0.42	0.17	ug/Kg	☼	11/20/20 19:59	1
cis-1,3-Dichloropropene	0.42	U	5.2	0.42	0.10	ug/Kg	☼	11/20/20 19:59	1
trans-1,3-Dichloropropene	0.21	U	5.2	0.21	0.086	ug/Kg	☼	11/20/20 19:59	1
Ethylbenzene	**0.50**	**J**	5.2	0.83	0.32	ug/Kg	☼	11/20/20 19:59	1
2-Hexanone	**8.3**	**J**	21	13	5.1	ug/Kg	☼	11/20/20 19:59	1
Hexachlorobutadiene	5.2	U	5.2	5.2	2.3	ug/Kg	☼	11/20/20 19:59	1
Isopropylbenzene	5.2	U	5.2	5.2	2.5	ug/Kg	☼	11/20/20 19:59	1
4-Isopropyltoluene	3.3	U	5.2	3.3	1.2	ug/Kg	☼	11/20/20 19:59	1
Methylene Chloride	3.3	U	5.2	3.3	1.7	ug/Kg	☼	11/20/20 19:59	1
4-Methyl-2-pentanone (MIBK)	13	U	21	13	4.5	ug/Kg	☼	11/20/20 19:59	1
Methyl tert-butyl ether	6.6	U	21	6.6	2.2	ug/Kg	☼	11/20/20 19:59	1
Naphthalene	7.0	U	7.0	7.0	3.4	ug/Kg	☼	11/20/20 19:59	1
N-Propylbenzene	1.7	U	5.2	1.7	0.60	ug/Kg	☼	11/20/20 19:59	1
Styrene	0.83	U	5.2	0.83	0.29	ug/Kg	☼	11/20/20 19:59	1
1,1,1,2-Tetrachloroethane	5.2	U	5.2	5.2	2.3	ug/Kg	☼	11/20/20 19:59	1

Method: 8260B - Volatile Organic Compounds (GC/MS) (Continued)

Client Sample ID: V-106V3-121120-270 — **Lab Sample ID: 280-142782-1**
Date Collected: 11/12/20 08:55 — **Matrix: Solid**
Date Received: 11/13/20 10:05 — **Percent Solids: 97.6**

Analyte	Result	Qualifier	LOQ	LOD	DL	Unit	D	Analyzed	Dil Fac
1,1,2,2-Tetrachloroethane	0.83	U M	5.2	0.83	0.30	ug/Kg	☼	11/20/20 19:59	1
Tetrachloroethene	5.2	U	5.2	5.2	2.0	ug/Kg	☼	11/20/20 19:59	1
Toluene	**6.6**		5.2	0.83	0.24	ug/Kg	☼	11/20/20 19:59	1
1,2,3-Trichlorobenzene	3.3	U	5.2	3.3	0.84	ug/Kg	☼	11/20/20 19:59	1
1,1,1-Trichloroethane	5.2	U	5.2	5.2	2.1	ug/Kg	☼	11/20/20 19:59	1
1,1,2-Trichloroethane	3.3	U	5.2	3.3	0.91	ug/Kg	☼	11/20/20 19:59	1
Trichloroethene	5.2	U	5.2	5.2	2.0	ug/Kg	☼	11/20/20 19:59	1
Trichlorofluoromethane	10	U Q	10	10	3.3	ug/Kg	☼	11/20/20 19:59	1
1,2,4-Trichlorobenzene	1.7	U	5.2	1.7	0.76	ug/Kg	☼	11/20/20 19:59	1
1,2,3-Trichloropropane	0.83	U	5.2	0.83	0.23	ug/Kg	☼	11/20/20 19:59	1
1,2,4-Trimethylbenzene	5.2	U M	5.2	5.2	2.4	ug/Kg	☼	11/20/20 19:59	1
1,3,5-Trimethylbenzene	5.2	U	5.2	5.2	2.5	ug/Kg	☼	11/20/20 19:59	1
Vinyl chloride	3.3	U M	5.2	3.3	1.4	ug/Kg	☼	11/20/20 19:59	1
o-Xylene	**0.63**	**J**	5.2	0.83	0.28	ug/Kg	☼	11/20/20 19:59	1
m-Xylene & p-Xylene	**1.4**	**J**	3.3	3.3	1.1	ug/Kg	☼	11/20/20 19:59	1
2-Chlorotoluene	1.7	U	5.2	1.7	0.53	ug/Kg	☼	11/20/20 19:59	1

Surrogate	*%Recovery*	*Qualifier*	*Limits*	*Prepared*	*Analyzed*	*Dil Fac*
Toluene-d8 (Surr)	*99*		*85 - 116*	*11/13/20 19:15*	*11/20/20 19:59*	*1*
1,2-Dichloroethane-d4 (Surr)	*116*		*71 - 136*	*11/13/20 19:15*	*11/20/20 19:59*	*1*
4-Bromofluorobenzene (Surr)	*103*		*79 - 119*	*11/13/20 19:15*	*11/20/20 19:59*	*1*
Dibromofluoromethane (Surr)	*95*		*78 - 119*	*11/13/20 19:15*	*11/20/20 19:59*	*1*

Client Sample ID: V-106V3-121120-271 — **Lab Sample ID: 280-142782-3**
Date Collected: 11/12/20 09:10 — **Matrix: Solid**
Date Received: 11/13/20 10:05 — **Percent Solids: 87.1**

Analyte	Result	Qualifier	LOQ	LOD	DL	Unit	D	Analyzed	Dil Fac
Bromobenzene	1.6	U	5.1	1.6	0.50	ug/Kg	☼	11/20/20 20:21	1
Bromochloromethane	5.1	U	5.1	5.1	2.5	ug/Kg	☼	11/20/20 20:21	1
Bromodichloromethane	5.1	U M	5.1	5.1	2.2	ug/Kg	☼	11/20/20 20:21	1
Bromoform	5.2	U	5.2	5.2	2.6	ug/Kg	☼	11/20/20 20:21	1
Bromomethane	3.3	U	10	3.3	1.4	ug/Kg	☼	11/20/20 20:21	1
n-Butylbenzene	1.6	U M	5.1	1.6	0.57	ug/Kg	☼	11/20/20 20:21	1
sec-Butylbenzene	**1.2**	**J**	5.1	1.6	0.79	ug/Kg	☼	11/20/20 20:21	1
tert-Butylbenzene	1.6	U	5.1	1.6	0.51	ug/Kg	☼	11/20/20 20:21	1
Carbon disulfide	5.1	U	5.1	5.1	1.7	ug/Kg	☼	11/20/20 20:21	1
Carbon tetrachloride	5.1	U	5.1	5.1	2.1	ug/Kg	☼	11/20/20 20:21	1
Chlorobenzene	5.1	U	5.1	5.1	2.1	ug/Kg	☼	11/20/20 20:21	1
Chloroethane	6.6	U	10	6.6	2.0	ug/Kg	☼	11/20/20 20:21	1
Chloroform	0.82	U	10	0.82	0.30	ug/Kg	☼	11/20/20 20:21	1
Chloromethane	1.6	U M	10	1.6	0.79	ug/Kg	☼	11/20/20 20:21	1
4-Chlorotoluene	0.82	U	5.1	0.82	0.37	ug/Kg	☼	11/20/20 20:21	1
Dibromochloromethane	5.1	U	5.1	5.1	2.3	ug/Kg	☼	11/20/20 20:21	1
1,2-Dibromo-3-Chloropropane	10	U	10	10	3.8	ug/Kg	☼	11/20/20 20:21	1
Dichlorodifluoromethane	6.6	U	10	6.6	2.8	ug/Kg	☼	11/20/20 20:21	1
Dibromomethane	0.82	U	5.1	0.82	0.32	ug/Kg	☼	11/20/20 20:21	1
Ethylene Dibromide	**40**		5.1	1.6	0.53	ug/Kg	☼	11/20/20 20:21	1
1,2-Dichlorobenzene	5.1	U	5.1	5.1	1.9	ug/Kg	☼	11/20/20 20:21	1
1,3-Dichlorobenzene	1.6	U	5.1	1.6	0.49	ug/Kg	☼	11/20/20 20:21	1
1,4-Dichlorobenzene	0.82	U M	5.1	0.82	0.25	ug/Kg	☼	11/20/20 20:21	1

Method: 8260B - Volatile Organic Compounds (GC/MS) (Continued)

Client Sample ID: V-106V3-121120-271
Date Collected: 11/12/20 09:10
Date Received: 11/13/20 10:05

Lab Sample ID: 280-142782-3
Matrix: Solid
Percent Solids: 87.1

Analyte	Result	Qualifier	LOQ	LOD	DL	Unit	D	Analyzed	Dil Fac
1,1-Dichloroethane	0.82	U	5.1	0.82	0.22	ug/Kg	☼	11/20/20 20:21	1
1,2-Dichloroethane	1.6	U M	5.1	1.6	0.72	ug/Kg	☼	11/20/20 20:21	1
1,1-Dichloroethene	1.6	U	5.1	1.6	0.60	ug/Kg	☼	11/20/20 20:21	1
1,2-Dichloroethene, Total	1.6	U	5.1	1.6	0.40	ug/Kg	☼	11/20/20 20:21	1
cis-1,2-Dichloroethene	0.82	U	5.1	0.82	0.21	ug/Kg	☼	11/20/20 20:21	1
trans-1,2-Dichloroethene	0.82	U	5.1	0.82	0.40	ug/Kg	☼	11/20/20 20:21	1
1,2-Dichloropropane	1.6	U M	5.1	1.6	0.56	ug/Kg	☼	11/20/20 20:21	1
1,3-Dichloropropane	0.41	U	5.1	0.41	0.18	ug/Kg	☼	11/20/20 20:21	1
2,2-Dichloropropane	1.6	U	5.1	1.6	0.45	ug/Kg	☼	11/20/20 20:21	1
1,1-Dichloropropene	0.41	U	5.1	0.41	0.17	ug/Kg	☼	11/20/20 20:21	1
cis-1,3-Dichloropropene	0.41	U	5.1	0.41	0.10	ug/Kg	☼	11/20/20 20:21	1
trans-1,3-Dichloropropene	0.20	U	5.1	0.20	0.085	ug/Kg	☼	11/20/20 20:21	1
Ethylbenzene	**53**		5.1	0.82	0.31	ug/Kg	☼	11/20/20 20:21	1
2-Hexanone	**310**		20	13	5.0	ug/Kg	☼	11/20/20 20:21	1
Hexachlorobutadiene	5.1	U	5.1	5.1	2.2	ug/Kg	☼	11/20/20 20:21	1
Isopropylbenzene	**4.1**	**J**	5.1	5.1	2.5	ug/Kg	☼	11/20/20 20:21	1
4-Isopropyltoluene	3.3	U	5.1	3.3	1.2	ug/Kg	☼	11/20/20 20:21	1
Methylene Chloride	3.3	U	5.1	3.3	1.6	ug/Kg	☼	11/20/20 20:21	1
4-Methyl-2-pentanone (MIBK)	**300**		20	13	4.5	ug/Kg	☼	11/20/20 20:21	1
Methyl tert-butyl ether	6.6	U M	20	6.6	2.2	ug/Kg	☼	11/20/20 20:21	1
Naphthalene	**11**		6.9	6.9	3.4	ug/Kg	☼	11/20/20 20:21	1
N-Propylbenzene	**4.6**	**J**	5.1	1.6	0.59	ug/Kg	☼	11/20/20 20:21	1
Styrene	0.82	U M	5.1	0.82	0.29	ug/Kg	☼	11/20/20 20:21	1
1,1,1,2-Tetrachloroethane	5.1	U	5.1	5.1	2.3	ug/Kg	☼	11/20/20 20:21	1
1,1,2,2-Tetrachloroethane	0.82	U M	5.1	0.82	0.29	ug/Kg	☼	11/20/20 20:21	1
Tetrachloroethene	5.1	U	5.1	5.1	2.0	ug/Kg	☼	11/20/20 20:21	1
1,2,3-Trichlorobenzene	3.3	U	5.1	3.3	0.83	ug/Kg	☼	11/20/20 20:21	1
1,1,1-Trichloroethane	5.1	U	5.1	5.1	2.0	ug/Kg	☼	11/20/20 20:21	1
1,1,2-Trichloroethane	3.3	U M	5.1	3.3	0.90	ug/Kg	☼	11/20/20 20:21	1
Trichloroethene	5.1	U	5.1	5.1	2.0	ug/Kg	☼	11/20/20 20:21	1
Trichlorofluoromethane	10	U Q	10	10	3.3	ug/Kg	☼	11/20/20 20:21	1
1,2,4-Trichlorobenzene	1.6	U	5.1	1.6	0.75	ug/Kg	☼	11/20/20 20:21	1
1,2,3-Trichloropropane	0.82	U M	5.1	0.82	0.22	ug/Kg	☼	11/20/20 20:21	1
1,2,4-Trimethylbenzene	**32**		5.1	5.1	2.4	ug/Kg	☼	11/20/20 20:21	1
1,3,5-Trimethylbenzene	**6.3**		5.1	5.1	2.5	ug/Kg	☼	11/20/20 20:21	1
Vinyl chloride	3.3	U M	5.1	3.3	1.4	ug/Kg	☼	11/20/20 20:21	1
o-Xylene	**67**		5.1	0.82	0.27	ug/Kg	☼	11/20/20 20:21	1
m-Xylene & p-Xylene	**140**		3.3	3.3	1.1	ug/Kg	☼	11/20/20 20:21	1
2-Chlorotoluene	1.6	U	5.1	1.6	0.52	ug/Kg	☼	11/20/20 20:21	1

Surrogate	*%Recovery*	*Qualifier*	*Limits*	*Prepared*	*Analyzed*	*Dil Fac*
Toluene-d8 (Surr)	*98*		*85 - 116*	*11/13/20 19:15*	*11/20/20 20:21*	*1*
1,2-Dichloroethane-d4 (Surr)	*121*		*71 - 136*	*11/13/20 19:15*	*11/20/20 20:21*	*1*
4-Bromofluorobenzene (Surr)	*109*		*79 - 119*	*11/13/20 19:15*	*11/20/20 20:21*	*1*
Dibromofluoromethane (Surr)	*97*		*78 - 119*	*11/13/20 19:15*	*11/20/20 20:21*	*1*

Method: 8260B - Volatile Organic Compounds (GC/MS)

Client Sample ID: V-106V3-121120-280.5
Date Collected: 11/12/20 10:55
Date Received: 11/13/20 10:05

Lab Sample ID: 280-142782-5
Matrix: Solid
Percent Solids: 86.6

Analyte	Result	Qualifier	LOQ	LOD	DL	Unit	D	Analyzed	Dil Fac
Benzene	**34**		5.3	0.42	0.16	ug/Kg	☼	11/20/20 20:43	1
Bromobenzene	1.7	U	5.3	1.7	0.52	ug/Kg	☼	11/20/20 20:43	1
Bromochloromethane	5.3	U	5.3	5.3	2.6	ug/Kg	☼	11/20/20 20:43	1
Bromodichloromethane	5.3	U M	5.3	5.3	2.2	ug/Kg	☼	11/20/20 20:43	1
Bromoform	5.4	U	5.4	5.4	2.7	ug/Kg	☼	11/20/20 20:43	1
Bromomethane	3.4	U	11	3.4	1.4	ug/Kg	☼	11/20/20 20:43	1
2-Butanone (MEK)	13	U	21	13	4.1	ug/Kg	☼	11/20/20 20:43	1
n-Butylbenzene	1.7	U M	5.3	1.7	0.59	ug/Kg	☼	11/20/20 20:43	1
sec-Butylbenzene	1.7	U	5.3	1.7	0.81	ug/Kg	☼	11/20/20 20:43	1
tert-Butylbenzene	1.7	U	5.3	1.7	0.53	ug/Kg	☼	11/20/20 20:43	1
Carbon disulfide	5.3	U	5.3	5.3	1.7	ug/Kg	☼	11/20/20 20:43	1
Carbon tetrachloride	5.3	U	5.3	5.3	2.1	ug/Kg	☼	11/20/20 20:43	1
Chlorobenzene	5.3	U	5.3	5.3	2.2	ug/Kg	☼	11/20/20 20:43	1
Chloroethane	6.7	U	11	6.7	2.1	ug/Kg	☼	11/20/20 20:43	1
Chloroform	0.84	U	11	0.84	0.31	ug/Kg	☼	11/20/20 20:43	1
Chloromethane	1.7	U	11	1.7	0.81	ug/Kg	☼	11/20/20 20:43	1
4-Chlorotoluene	0.84	U	5.3	0.84	0.38	ug/Kg	☼	11/20/20 20:43	1
Dibromochloromethane	5.3	U	5.3	5.3	2.4	ug/Kg	☼	11/20/20 20:43	1
1,2-Dibromo-3-Chloropropane	11	U	11	11	3.8	ug/Kg	☼	11/20/20 20:43	1
Dichlorodifluoromethane	6.7	U	11	6.7	2.9	ug/Kg	☼	11/20/20 20:43	1
Dibromomethane	0.84	U	5.3	0.84	0.33	ug/Kg	☼	11/20/20 20:43	1
Ethylene Dibromide	**2.7**	**J**	5.3	1.7	0.55	ug/Kg	☼	11/20/20 20:43	1
1,2-Dichlorobenzene	5.3	U	5.3	5.3	2.0	ug/Kg	☼	11/20/20 20:43	1
1,3-Dichlorobenzene	1.7	U	5.3	1.7	0.50	ug/Kg	☼	11/20/20 20:43	1
1,4-Dichlorobenzene	0.84	U M	5.3	0.84	0.26	ug/Kg	☼	11/20/20 20:43	1
1,1-Dichloroethane	0.84	U	5.3	0.84	0.22	ug/Kg	☼	11/20/20 20:43	1
1,2-Dichloroethane	1.7	U M	5.3	1.7	0.74	ug/Kg	☼	11/20/20 20:43	1
1,1-Dichloroethene	1.7	U	5.3	1.7	0.62	ug/Kg	☼	11/20/20 20:43	1
1,2-Dichloroethene, Total	1.7	U	5.3	1.7	0.41	ug/Kg	☼	11/20/20 20:43	1
cis-1,2-Dichloroethene	0.84	U	5.3	0.84	0.21	ug/Kg	☼	11/20/20 20:43	1
trans-1,2-Dichloroethene	0.84	U	5.3	0.84	0.41	ug/Kg	☼	11/20/20 20:43	1
1,2-Dichloropropane	1.7	U M	5.3	1.7	0.58	ug/Kg	☼	11/20/20 20:43	1
1,3-Dichloropropane	0.42	U	5.3	0.42	0.18	ug/Kg	☼	11/20/20 20:43	1
2,2-Dichloropropane	1.7	U	5.3	1.7	0.46	ug/Kg	☼	11/20/20 20:43	1
1,1-Dichloropropene	0.42	U	5.3	0.42	0.17	ug/Kg	☼	11/20/20 20:43	1
cis-1,3-Dichloropropene	0.42	U	5.3	0.42	0.11	ug/Kg	☼	11/20/20 20:43	1
trans-1,3-Dichloropropene	0.21	U	5.3	0.21	0.087	ug/Kg	☼	11/20/20 20:43	1
Ethylbenzene	**12**		5.3	0.84	0.32	ug/Kg	☼	11/20/20 20:43	1
2-Hexanone	13	U M	21	13	5.1	ug/Kg	☼	11/20/20 20:43	1
Hexachlorobutadiene	5.3	U	5.3	5.3	2.3	ug/Kg	☼	11/20/20 20:43	1
Isopropylbenzene	5.3	U	5.3	5.3	2.5	ug/Kg	☼	11/20/20 20:43	1
4-Isopropyltoluene	3.4	U	5.3	3.4	1.2	ug/Kg	☼	11/20/20 20:43	1
Methylene Chloride	3.4	U	5.3	3.4	1.7	ug/Kg	☼	11/20/20 20:43	1
4-Methyl-2-pentanone (MIBK)	13	U M	21	13	4.6	ug/Kg	☼	11/20/20 20:43	1
Methyl tert-butyl ether	6.7	U M	21	6.7	2.2	ug/Kg	☼	11/20/20 20:43	1
Naphthalene	7.0	U	7.0	7.0	3.5	ug/Kg	☼	11/20/20 20:43	1
N-Propylbenzene	**1.4**	**J**	5.3	1.7	0.61	ug/Kg	☼	11/20/20 20:43	1
Styrene	0.84	U M	5.3	0.84	0.29	ug/Kg	☼	11/20/20 20:43	1
1,1,1,2-Tetrachloroethane	5.3	U	5.3	5.3	2.3	ug/Kg	☼	11/20/20 20:43	1

Method: 8260B - Volatile Organic Compounds (GC/MS) (Continued)

Client Sample ID: V-106V3-121120-280.5
Date Collected: 11/12/20 10:55
Date Received: 11/13/20 10:05

Lab Sample ID: 280-142782-5
Matrix: Solid
Percent Solids: 86.6

Analyte	Result	Qualifier	LOQ	LOD	DL	Unit	D	Analyzed	Dil Fac
1,1,2,2-Tetrachloroethane	0.84	U M	5.3	0.84	0.30	ug/Kg	☼	11/20/20 20:43	1
Tetrachloroethene	5.3	U	5.3	5.3	2.0	ug/Kg	☼	11/20/20 20:43	1
Toluene	**110**		5.3	0.84	0.24	ug/Kg	☼	11/20/20 20:43	1
1,2,3-Trichlorobenzene	3.4	U	5.3	3.4	0.85	ug/Kg	☼	11/20/20 20:43	1
1,1,1-Trichloroethane	5.3	U	5.3	5.3	2.1	ug/Kg	☼	11/20/20 20:43	1
1,1,2-Trichloroethane	3.4	U M	5.3	3.4	0.93	ug/Kg	☼	11/20/20 20:43	1
Trichloroethene	5.3	U	5.3	5.3	2.0	ug/Kg	☼	11/20/20 20:43	1
Trichlorofluoromethane	11	U Q	11	11	3.4	ug/Kg	☼	11/20/20 20:43	1
1,2,4-Trichlorobenzene	1.7	U	5.3	1.7	0.77	ug/Kg	☼	11/20/20 20:43	1
1,2,3-Trichloropropane	0.84	U	5.3	0.84	0.23	ug/Kg	☼	11/20/20 20:43	1
1,2,4-Trimethylbenzene	**6.8**		5.3	5.3	2.4	ug/Kg	☼	11/20/20 20:43	1
1,3,5-Trimethylbenzene	**2.7**	**J**	5.3	5.3	2.5	ug/Kg	☼	11/20/20 20:43	1
Vinyl chloride	3.4	U M	5.3	3.4	1.4	ug/Kg	☼	11/20/20 20:43	1
o-Xylene	**18**		5.3	0.84	0.28	ug/Kg	☼	11/20/20 20:43	1
m-Xylene & p-Xylene	**34**		3.4	3.4	1.1	ug/Kg	☼	11/20/20 20:43	1
2-Chlorotoluene	1.7	U	5.3	1.7	0.54	ug/Kg	☼	11/20/20 20:43	1

Surrogate	*%Recovery*	*Qualifier*	*Limits*	*Prepared*	*Analyzed*	*Dil Fac*
Toluene-d8 (Surr)	*100*		*85 - 116*	*11/13/20 19:15*	*11/20/20 20:43*	*1*
1,2-Dichloroethane-d4 (Surr)	*120*		*71 - 136*	*11/13/20 19:15*	*11/20/20 20:43*	*1*
4-Bromofluorobenzene (Surr)	*103*		*79 - 119*	*11/13/20 19:15*	*11/20/20 20:43*	*1*
Dibromofluoromethane (Surr)	*97*		*78 - 119*	*11/13/20 19:15*	*11/20/20 20:43*	*1*

Client Sample ID: TB-106V3-121120-01
Date Collected: 11/12/20 14:00
Date Received: 11/13/20 10:05

Lab Sample ID: 280-142782-7
Matrix: Water

Analyte	Result	Qualifier	LOQ	LOD	DL	Unit	D	Analyzed	Dil Fac
Acetone	6.4	U	10	6.4	1.9	ug/L		11/25/20 10:53	1
Benzene	0.40	U	1.0	0.40	0.16	ug/L		11/25/20 10:53	1
Bromobenzene	0.40	U	1.0	0.40	0.17	ug/L		11/25/20 10:53	1
Bromochloromethane	0.20	U	1.0	0.20	0.10	ug/L		11/25/20 10:53	1
Bromodichloromethane	0.40	U	1.0	0.40	0.17	ug/L		11/25/20 10:53	1
Bromoform	1.0	U Q	1.0	1.0	0.46	ug/L		11/25/20 10:53	1
Bromomethane	0.80	U	2.0	0.80	0.21	ug/L		11/25/20 10:53	1
2-Butanone (MEK)	4.0	U	6.0	4.0	2.0	ug/L		11/25/20 10:53	1
n-Butylbenzene	0.80	U	1.0	0.80	0.14	ug/L		11/25/20 10:53	1
sec-Butylbenzene	0.40	U	1.0	0.40	0.17	ug/L		11/25/20 10:53	1
tert-Butylbenzene	0.40	U	1.0	0.40	0.16	ug/L		11/25/20 10:53	1
Carbon disulfide	0.80	U M	2.0	0.80	0.17	ug/L		11/25/20 10:53	1
Carbon tetrachloride	0.40	U	2.0	0.40	0.19	ug/L		11/25/20 10:53	1
Chlorobenzene	0.40	U	1.0	0.40	0.17	ug/L		11/25/20 10:53	1
Chloroethane	1.6	U	2.0	1.6	0.41	ug/L		11/25/20 10:53	1
Chloroform	0.40	U	1.0	0.40	0.16	ug/L		11/25/20 10:53	1
Chloromethane	0.80	U	2.0	0.80	0.30	ug/L		11/25/20 10:53	1
4-Chlorotoluene	0.80	U	1.0	0.80	0.21	ug/L		11/25/20 10:53	1
Dibromochloromethane	0.40	U	1.0	0.40	0.17	ug/L		11/25/20 10:53	1
1,2-Dibromo-3-Chloropropane	1.6	U	5.0	1.6	0.47	ug/L		11/25/20 10:53	1
Dichlorodifluoromethane	0.80	U Q	2.0	0.80	0.31	ug/L		11/25/20 10:53	1
Dibromomethane	0.40	U	1.0	0.40	0.17	ug/L		11/25/20 10:53	1
Ethylene Dibromide	0.40	U	1.0	0.40	0.18	ug/L		11/25/20 10:53	1

Method: 8260B - Volatile Organic Compounds (GC/MS) (Continued)

Client Sample ID: TB-106V3-121120-01
Date Collected: 11/12/20 14:00
Date Received: 11/13/20 10:05

Lab Sample ID: 280-142782-7
Matrix: Water

Analyte	Result	Qualifier	LOQ	LOD	DL	Unit	D	Analyzed	Dil Fac
1,2-Dichlorobenzene	0.40	U	1.0	0.40	0.15	ug/L		11/25/20 10:53	1
1,3-Dichlorobenzene	0.40	U	1.0	0.40	0.13	ug/L		11/25/20 10:53	1
1,4-Dichlorobenzene	0.40	U	1.0	0.40	0.16	ug/L		11/25/20 10:53	1
1,1-Dichloroethane	0.80	U	1.0	0.80	0.22	ug/L		11/25/20 10:53	1
1,2-Dichloroethane	0.40	U	1.0	0.40	0.13	ug/L		11/25/20 10:53	1
1,1-Dichloroethene	0.80	U	1.0	0.80	0.23	ug/L		11/25/20 10:53	1
1,2-Dichloroethene, Total	0.40	U	1.0	0.40	0.15	ug/L		11/25/20 10:53	1
cis-1,2-Dichloroethene	0.40	U	1.0	0.40	0.15	ug/L		11/25/20 10:53	1
trans-1,2-Dichloroethene	0.40	U	1.0	0.40	0.15	ug/L		11/25/20 10:53	1
1,2-Dichloropropane	**0.39**	**J**	1.0	0.40	0.18	ug/L		11/25/20 10:53	1
1,3-Dichloropropane	0.20	U	1.0	0.20	0.090	ug/L		11/25/20 10:53	1
2,2-Dichloropropane	0.80	U	1.0	0.80	0.38	ug/L		11/25/20 10:53	1
1,1-Dichloropropene	0.40	U	1.0	0.40	0.19	ug/L		11/25/20 10:53	1
cis-1,3-Dichloropropene	0.40	U	1.0	0.40	0.16	ug/L		11/25/20 10:53	1
trans-1,3-Dichloropropene	0.40	U	1.0	0.40	0.19	ug/L		11/25/20 10:53	1
Ethylbenzene	0.40	U	1.0	0.40	0.16	ug/L		11/25/20 10:53	1
2-Hexanone	4.0	U	5.0	4.0	1.7	ug/L		11/25/20 10:53	1
Hexachlorobutadiene	0.80	U	1.0	0.80	0.36	ug/L		11/25/20 10:53	1
Isopropylbenzene	0.40	U	1.0	0.40	0.19	ug/L		11/25/20 10:53	1
4-Isopropyltoluene	0.40	U	1.0	0.40	0.20	ug/L		11/25/20 10:53	1
Methylene Chloride	2.0	U	5.0	2.0	0.94	ug/L		11/25/20 10:53	1
4-Methyl-2-pentanone (MIBK)	3.2	U	5.0	3.2	0.98	ug/L		11/25/20 10:53	1
Methyl tert-butyl ether	0.80	U	5.0	0.80	0.25	ug/L		11/25/20 10:53	1
Naphthalene	0.80	U	1.0	0.80	0.22	ug/L		11/25/20 10:53	1
N-Propylbenzene	0.40	U	1.0	0.40	0.16	ug/L		11/25/20 10:53	1
Styrene	0.80	U	1.0	0.80	0.36	ug/L		11/25/20 10:53	1
1,1,1,2-Tetrachloroethane	0.80	U	1.0	0.80	0.21	ug/L		11/25/20 10:53	1
1,1,2,2-Tetrachloroethane	0.80	U	1.0	0.80	0.21	ug/L		11/25/20 10:53	1
Tetrachloroethene	0.40	U	1.0	0.40	0.20	ug/L		11/25/20 10:53	1
Toluene	0.40	U	1.0	0.40	0.17	ug/L		11/25/20 10:53	1
1,2,3-Trichlorobenzene	0.80	U	1.0	0.80	0.21	ug/L		11/25/20 10:53	1
1,1,1-Trichloroethane	0.40	U	1.0	0.40	0.16	ug/L		11/25/20 10:53	1
1,1,2-Trichloroethane	0.80	U	1.0	0.80	0.27	ug/L		11/25/20 10:53	1
Trichloroethene	0.40	U	1.0	0.40	0.16	ug/L		11/25/20 10:53	1
Trichlorofluoromethane	0.80	U	2.0	0.80	0.29	ug/L		11/25/20 10:53	1
1,2,4-Trichlorobenzene	0.80	U	1.0	0.80	0.21	ug/L		11/25/20 10:53	1
1,2,3-Trichloropropane	0.80	U	3.0	0.80	0.33	ug/L		11/25/20 10:53	1
1,2,4-Trimethylbenzene	0.40	U	1.0	0.40	0.15	ug/L		11/25/20 10:53	1
1,3,5-Trimethylbenzene	0.40	U	1.0	0.40	0.16	ug/L		11/25/20 10:53	1
Vinyl chloride	0.20	U	1.5	0.20	0.10	ug/L		11/25/20 10:53	1
o-Xylene	0.40	U	1.0	0.40	0.19	ug/L		11/25/20 10:53	1
m-Xylene & p-Xylene	0.80	U	2.0	0.80	0.15	ug/L		11/25/20 10:53	1
2-Chlorotoluene	0.40	U	1.0	0.40	0.17	ug/L		11/25/20 10:53	1

Surrogate	*%Recovery*	*Qualifier*	*Limits*	*Prepared*	*Analyzed*	*Dil Fac*
Toluene-d8 (Surr)	*102*		*89 - 112*		*11/25/20 10:53*	*1*
1,2-Dichloroethane-d4 (Surr)	*99*		*81 - 118*		*11/25/20 10:53*	*1*
4-Bromofluorobenzene (Surr)	*96*		*85 - 114*		*11/25/20 10:53*	*1*
Dibromofluoromethane (Surr)	*96*		*80 - 119*		*11/25/20 10:53*	*1*

Method: 8260B - Volatile Organic Compounds (GC/MS)

Client Sample ID: V-106V3-121120-290
Date Collected: 11/12/20 12:25
Date Received: 11/13/20 10:05

Lab Sample ID: 280-142785-1
Matrix: Solid
Percent Solids: 98.6

Analyte	Result	Qualifier	LOQ	LOD	DL	Unit	D	Analyzed	Dil Fac
Benzene	0.48	U	6.1	0.48	0.18	ug/Kg	☼	11/20/20 21:05	1
Bromobenzene	1.9	U	6.1	1.9	0.59	ug/Kg	☼	11/20/20 21:05	1
Bromochloromethane	6.1	U	6.1	6.1	3.0	ug/Kg	☼	11/20/20 21:05	1
Bromodichloromethane	6.1	U	6.1	6.1	2.6	ug/Kg	☼	11/20/20 21:05	1
Bromoform	6.2	U	6.2	6.2	3.1	ug/Kg	☼	11/20/20 21:05	1
Bromomethane	3.9	U	12	3.9	1.6	ug/Kg	☼	11/20/20 21:05	1
2-Butanone (MEK)	16	U	24	16	4.7	ug/Kg	☼	11/20/20 21:05	1
n-Butylbenzene	1.9	U	6.1	1.9	0.68	ug/Kg	☼	11/20/20 21:05	1
sec-Butylbenzene	1.9	U	6.1	1.9	0.93	ug/Kg	☼	11/20/20 21:05	1
tert-Butylbenzene	1.9	U	6.1	1.9	0.61	ug/Kg	☼	11/20/20 21:05	1
Carbon disulfide	6.1	U	6.1	6.1	2.0	ug/Kg	☼	11/20/20 21:05	1
Carbon tetrachloride	6.1	U	6.1	6.1	2.4	ug/Kg	☼	11/20/20 21:05	1
Chlorobenzene	6.1	U	6.1	6.1	2.5	ug/Kg	☼	11/20/20 21:05	1
Chloroethane	7.8	U	12	7.8	2.4	ug/Kg	☼	11/20/20 21:05	1
Chloroform	0.97	U	12	0.97	0.35	ug/Kg	☼	11/20/20 21:05	1
Chloromethane	1.9	U	12	1.9	0.93	ug/Kg	☼	11/20/20 21:05	1
4-Chlorotoluene	0.97	U	6.1	0.97	0.44	ug/Kg	☼	11/20/20 21:05	1
Dibromochloromethane	6.1	U	6.1	6.1	2.8	ug/Kg	☼	11/20/20 21:05	1
1,2-Dibromo-3-Chloropropane	12	U	12	12	4.4	ug/Kg	☼	11/20/20 21:05	1
Dichlorodifluoromethane	7.8	U	12	7.8	3.3	ug/Kg	☼	11/20/20 21:05	1
Dibromomethane	0.97	U	6.1	0.97	0.38	ug/Kg	☼	11/20/20 21:05	1
Ethylene Dibromide	1.9	U	6.1	1.9	0.63	ug/Kg	☼	11/20/20 21:05	1
1,2-Dichlorobenzene	6.1	U M	6.1	6.1	2.3	ug/Kg	☼	11/20/20 21:05	1
1,3-Dichlorobenzene	1.9	U	6.1	1.9	0.58	ug/Kg	☼	11/20/20 21:05	1
1,4-Dichlorobenzene	0.97	U M	6.1	0.97	0.30	ug/Kg	☼	11/20/20 21:05	1
1,1-Dichloroethane	0.97	U	6.1	0.97	0.25	ug/Kg	☼	11/20/20 21:05	1
1,2-Dichloroethane	1.9	U	6.1	1.9	0.85	ug/Kg	☼	11/20/20 21:05	1
1,1-Dichloroethene	1.9	U	6.1	1.9	0.71	ug/Kg	☼	11/20/20 21:05	1
1,2-Dichloroethene, Total	1.9	U	6.1	1.9	0.47	ug/Kg	☼	11/20/20 21:05	1
cis-1,2-Dichloroethene	0.97	U	6.1	0.97	0.24	ug/Kg	☼	11/20/20 21:05	1
trans-1,2-Dichloroethene	0.97	U	6.1	0.97	0.47	ug/Kg	☼	11/20/20 21:05	1
1,2-Dichloropropane	1.9	U	6.1	1.9	0.67	ug/Kg	☼	11/20/20 21:05	1
1,3-Dichloropropane	0.48	U	6.1	0.48	0.21	ug/Kg	☼	11/20/20 21:05	1
2,2-Dichloropropane	1.9	U	6.1	1.9	0.53	ug/Kg	☼	11/20/20 21:05	1
1,1-Dichloropropene	0.48	U	6.1	0.48	0.20	ug/Kg	☼	11/20/20 21:05	1
cis-1,3-Dichloropropene	0.48	U	6.1	0.48	0.12	ug/Kg	☼	11/20/20 21:05	1
trans-1,3-Dichloropropene	0.24	U	6.1	0.24	0.10	ug/Kg	☼	11/20/20 21:05	1
Ethylbenzene	0.97	U	6.1	0.97	0.37	ug/Kg	☼	11/20/20 21:05	1
2-Hexanone	16	U	24	16	5.9	ug/Kg	☼	11/20/20 21:05	1
Hexachlorobutadiene	6.1	U	6.1	6.1	2.6	ug/Kg	☼	11/20/20 21:05	1
Isopropylbenzene	6.1	U	6.1	6.1	2.9	ug/Kg	☼	11/20/20 21:05	1
4-Isopropyltoluene	3.9	U	6.1	3.9	1.4	ug/Kg	☼	11/20/20 21:05	1
Methylene Chloride	3.9	U	6.1	3.9	1.9	ug/Kg	☼	11/20/20 21:05	1
4-Methyl-2-pentanone (MIBK)	16	U M	24	16	5.3	ug/Kg	☼	11/20/20 21:05	1
Methyl tert-butyl ether	7.8	U	24	7.8	2.6	ug/Kg	☼	11/20/20 21:05	1
Naphthalene	8.1	U	8.1	8.1	4.0	ug/Kg	☼	11/20/20 21:05	1
N-Propylbenzene	1.9	U	6.1	1.9	0.70	ug/Kg	☼	11/20/20 21:05	1
Styrene	0.97	U	6.1	0.97	0.34	ug/Kg	☼	11/20/20 21:05	1
1,1,1,2-Tetrachloroethane	6.1	U	6.1	6.1	2.7	ug/Kg	☼	11/20/20 21:05	1

Method: 8260B - Volatile Organic Compounds (GC/MS) (Continued)

Client Sample ID: V-106V3-121120-290 — **Lab Sample ID: 280-142785-1**
Date Collected: 11/12/20 12:25 — **Matrix: Solid**
Date Received: 11/13/20 10:05 — **Percent Solids: 98.6**

Analyte	Result	Qualifier	LOQ	LOD	DL	Unit	D	Analyzed	Dil Fac
1,1,2,2-Tetrachloroethane	0.97	U	6.1	0.97	0.35	ug/Kg	☼	11/20/20 21:05	1
Tetrachloroethene	6.1	U	6.1	6.1	2.3	ug/Kg	☼	11/20/20 21:05	1
Toluene	**0.73**	**J**	6.1	0.97	0.28	ug/Kg	☼	11/20/20 21:05	1
1,2,3-Trichlorobenzene	3.9	U	6.1	3.9	0.98	ug/Kg	☼	11/20/20 21:05	1
1,1,1-Trichloroethane	6.1	U	6.1	6.1	2.4	ug/Kg	☼	11/20/20 21:05	1
1,1,2-Trichloroethane	3.9	U	6.1	3.9	1.1	ug/Kg	☼	11/20/20 21:05	1
Trichloroethene	6.1	U	6.1	6.1	2.3	ug/Kg	☼	11/20/20 21:05	1
Trichlorofluoromethane	12	U Q	12	12	3.9	ug/Kg	☼	11/20/20 21:05	1
1,2,4-Trichlorobenzene	1.9	U	6.1	1.9	0.88	ug/Kg	☼	11/20/20 21:05	1
1,2,3-Trichloropropane	0.97	U	6.1	0.97	0.26	ug/Kg	☼	11/20/20 21:05	1
1,2,4-Trimethylbenzene	6.1	U	6.1	6.1	2.8	ug/Kg	☼	11/20/20 21:05	1
1,3,5-Trimethylbenzene	6.1	U	6.1	6.1	2.9	ug/Kg	☼	11/20/20 21:05	1
Vinyl chloride	3.9	U M	6.1	3.9	1.6	ug/Kg	☼	11/20/20 21:05	1
o-Xylene	0.97	U	6.1	0.97	0.32	ug/Kg	☼	11/20/20 21:05	1
m-Xylene & p-Xylene	3.9	U M	3.9	3.9	1.3	ug/Kg	☼	11/20/20 21:05	1
2-Chlorotoluene	1.9	U	6.1	1.9	0.62	ug/Kg	☼	11/20/20 21:05	1

Surrogate	*%Recovery*	*Qualifier*	*Limits*	*Prepared*	*Analyzed*	*Dil Fac*
Toluene-d8 (Surr)	*97*		*85 - 116*	*11/13/20 19:15*	*11/20/20 21:05*	*1*
1,2-Dichloroethane-d4 (Surr)	*117*		*71 - 136*	*11/13/20 19:15*	*11/20/20 21:05*	*1*
4-Bromofluorobenzene (Surr)	*101*		*79 - 119*	*11/13/20 19:15*	*11/20/20 21:05*	*1*
Dibromofluoromethane (Surr)	*99*		*78 - 119*	*11/13/20 19:15*	*11/20/20 21:05*	*1*

Client Sample ID: V-106V3-121120-300 — **Lab Sample ID: 280-142785-3**
Date Collected: 11/12/20 13:13 — **Matrix: Solid**
Date Received: 11/13/20 10:05 — **Percent Solids: 97.8**

Analyte	Result	Qualifier	LOQ	LOD	DL	Unit	D	Analyzed	Dil Fac
Benzene	0.40	U M	4.9	0.40	0.15	ug/Kg	☼	11/20/20 21:27	1
Bromobenzene	1.6	U	4.9	1.6	0.48	ug/Kg	☼	11/20/20 21:27	1
Bromochloromethane	4.9	U	4.9	4.9	2.4	ug/Kg	☼	11/20/20 21:27	1
Bromodichloromethane	4.9	U	4.9	4.9	2.1	ug/Kg	☼	11/20/20 21:27	1
Bromoform	5.0	U	5.0	5.0	2.5	ug/Kg	☼	11/20/20 21:27	1
Bromomethane	3.2	U	9.9	3.2	1.3	ug/Kg	☼	11/20/20 21:27	1
2-Butanone (MEK)	**4.6**	**J**	20	13	3.8	ug/Kg	☼	11/20/20 21:27	1
n-Butylbenzene	1.6	U	4.9	1.6	0.55	ug/Kg	☼	11/20/20 21:27	1
sec-Butylbenzene	1.6	U	4.9	1.6	0.76	ug/Kg	☼	11/20/20 21:27	1
tert-Butylbenzene	1.6	U	4.9	1.6	0.49	ug/Kg	☼	11/20/20 21:27	1
Carbon disulfide	4.9	U	4.9	4.9	1.6	ug/Kg	☼	11/20/20 21:27	1
Carbon tetrachloride	4.9	U	4.9	4.9	2.0	ug/Kg	☼	11/20/20 21:27	1
Chlorobenzene	4.9	U	4.9	4.9	2.0	ug/Kg	☼	11/20/20 21:27	1
Chloroethane	6.3	U	9.9	6.3	2.0	ug/Kg	☼	11/20/20 21:27	1
Chloroform	0.79	U	9.9	0.79	0.29	ug/Kg	☼	11/20/20 21:27	1
Chloromethane	1.6	U	9.9	1.6	0.76	ug/Kg	☼	11/20/20 21:27	1
4-Chlorotoluene	0.79	U	4.9	0.79	0.36	ug/Kg	☼	11/20/20 21:27	1
Dibromochloromethane	4.9	U	4.9	4.9	2.2	ug/Kg	☼	11/20/20 21:27	1
1,2-Dibromo-3-Chloropropane	9.9	U	9.9	9.9	3.6	ug/Kg	☼	11/20/20 21:27	1
Dichlorodifluoromethane	6.3	U	9.9	6.3	2.7	ug/Kg	☼	11/20/20 21:27	1
Dibromomethane	0.79	U	4.9	0.79	0.31	ug/Kg	☼	11/20/20 21:27	1
Ethylene Dibromide	1.6	U	4.9	1.6	0.51	ug/Kg	☼	11/20/20 21:27	1
1,2-Dichlorobenzene	4.9	U	4.9	4.9	1.8	ug/Kg	☼	11/20/20 21:27	1

Method: 8260B - Volatile Organic Compounds (GC/MS) (Continued)

Client Sample ID: V-106V3-121120-300
Date Collected: 11/12/20 13:13
Date Received: 11/13/20 10:05

Lab Sample ID: 280-142785-3
Matrix: Solid
Percent Solids: 97.8

Analyte	Result	Qualifier	LOQ	LOD	DL	Unit	D	Analyzed	Dil Fac
1,3-Dichlorobenzene	1.6	U	4.9	1.6	0.47	ug/Kg	☼	11/20/20 21:27	1
1,4-Dichlorobenzene	0.79	U	4.9	0.79	0.24	ug/Kg	☼	11/20/20 21:27	1
1,1-Dichloroethane	0.79	U	4.9	0.79	0.21	ug/Kg	☼	11/20/20 21:27	1
1,2-Dichloroethane	1.6	U	4.9	1.6	0.69	ug/Kg	☼	11/20/20 21:27	1
1,1-Dichloroethene	1.6	U	4.9	1.6	0.58	ug/Kg	☼	11/20/20 21:27	1
1,2-Dichloroethene, Total	1.6	U	4.9	1.6	0.39	ug/Kg	☼	11/20/20 21:27	1
cis-1,2-Dichloroethene	0.79	U	4.9	0.79	0.20	ug/Kg	☼	11/20/20 21:27	1
trans-1,2-Dichloroethene	0.79	U	4.9	0.79	0.39	ug/Kg	☼	11/20/20 21:27	1
1,2-Dichloropropane	1.6	U M	4.9	1.6	0.54	ug/Kg	☼	11/20/20 21:27	1
1,3-Dichloropropane	0.40	U	4.9	0.40	0.17	ug/Kg	☼	11/20/20 21:27	1
2,2-Dichloropropane	1.6	U	4.9	1.6	0.44	ug/Kg	☼	11/20/20 21:27	1
1,1-Dichloropropene	0.40	U	4.9	0.40	0.16	ug/Kg	☼	11/20/20 21:27	1
cis-1,3-Dichloropropene	0.40	U	4.9	0.40	0.099	ug/Kg	☼	11/20/20 21:27	1
trans-1,3-Dichloropropene	0.20	U	4.9	0.20	0.082	ug/Kg	☼	11/20/20 21:27	1
Ethylbenzene	0.79	U	4.9	0.79	0.30	ug/Kg	☼	11/20/20 21:27	1
2-Hexanone	13	U	20	13	4.8	ug/Kg	☼	11/20/20 21:27	1
Hexachlorobutadiene	4.9	U	4.9	4.9	2.1	ug/Kg	☼	11/20/20 21:27	1
Isopropylbenzene	4.9	U	4.9	4.9	2.4	ug/Kg	☼	11/20/20 21:27	1
4-Isopropyltoluene	3.2	U	4.9	3.2	1.1	ug/Kg	☼	11/20/20 21:27	1
Methylene Chloride	3.2	U	4.9	3.2	1.6	ug/Kg	☼	11/20/20 21:27	1
4-Methyl-2-pentanone (MIBK)	13	U M	20	13	4.3	ug/Kg	☼	11/20/20 21:27	1
Methyl tert-butyl ether	6.3	U	20	6.3	2.1	ug/Kg	☼	11/20/20 21:27	1
Naphthalene	6.6	U	6.6	6.6	3.3	ug/Kg	☼	11/20/20 21:27	1
N-Propylbenzene	1.6	U	4.9	1.6	0.57	ug/Kg	☼	11/20/20 21:27	1
Styrene	0.79	U	4.9	0.79	0.28	ug/Kg	☼	11/20/20 21:27	1
1,1,1,2-Tetrachloroethane	4.9	U	4.9	4.9	2.2	ug/Kg	☼	11/20/20 21:27	1
1,1,2,2-Tetrachloroethane	0.79	U	4.9	0.79	0.28	ug/Kg	☼	11/20/20 21:27	1
Tetrachloroethene	4.9	U	4.9	4.9	1.9	ug/Kg	☼	11/20/20 21:27	1
Toluene	**1.3**	**J**	4.9	0.79	0.22	ug/Kg	☼	11/20/20 21:27	1
1,2,3-Trichlorobenzene	3.2	U	4.9	3.2	0.80	ug/Kg	☼	11/20/20 21:27	1
1,1,1-Trichloroethane	4.9	U	4.9	4.9	2.0	ug/Kg	☼	11/20/20 21:27	1
1,1,2-Trichloroethane	3.2	U	4.9	3.2	0.87	ug/Kg	☼	11/20/20 21:27	1
Trichloroethene	4.9	U	4.9	4.9	1.9	ug/Kg	☼	11/20/20 21:27	1
Trichlorofluoromethane	9.9	U Q	9.9	9.9	3.2	ug/Kg	☼	11/20/20 21:27	1
1,2,4-Trichlorobenzene	1.6	U	4.9	1.6	0.72	ug/Kg	☼	11/20/20 21:27	1
1,2,3-Trichloropropane	0.79	U	4.9	0.79	0.22	ug/Kg	☼	11/20/20 21:27	1
1,2,4-Trimethylbenzene	4.9	U	4.9	4.9	2.3	ug/Kg	☼	11/20/20 21:27	1
1,3,5-Trimethylbenzene	4.9	U	4.9	4.9	2.4	ug/Kg	☼	11/20/20 21:27	1
Vinyl chloride	3.2	U M	4.9	3.2	1.3	ug/Kg	☼	11/20/20 21:27	1
o-Xylene	0.79	U	4.9	0.79	0.26	ug/Kg	☼	11/20/20 21:27	1
m-Xylene & p-Xylene	3.2	U	3.2	3.2	1.0	ug/Kg	☼	11/20/20 21:27	1
2-Chlorotoluene	1.6	U	4.9	1.6	0.50	ug/Kg	☼	11/20/20 21:27	1

Surrogate	*%Recovery*	*Qualifier*	*Limits*	*Prepared*	*Analyzed*	*Dil Fac*
Toluene-d8 (Surr)	*99*		*85 - 116*	*11/13/20 19:15*	*11/20/20 21:27*	*1*
1,2-Dichloroethane-d4 (Surr)	*114*		*71 - 136*	*11/13/20 19:15*	*11/20/20 21:27*	*1*
4-Bromofluorobenzene (Surr)	*103*		*79 - 119*	*11/13/20 19:15*	*11/20/20 21:27*	*1*
Dibromofluoromethane (Surr)	*94*		*78 - 119*	*11/13/20 19:15*	*11/20/20 21:27*	*1*

Method: 8260B - Volatile Organic Compounds (GC/MS)

Client Sample ID: V-106V3-121125-300
Date Collected: 11/12/20 13:13
Date Received: 11/13/20 10:05

Lab Sample ID: 280-142785-5
Matrix: Solid
Percent Solids: 97.8

Analyte	Result	Qualifier	LOQ	LOD	DL	Unit	D	Analyzed	Dil Fac
Benzene	**0.42**	**J**	5.1	0.41	0.15	ug/Kg	☼	11/20/20 21:50	1
Bromobenzene	1.6	U	5.1	1.6	0.50	ug/Kg	☼	11/20/20 21:50	1
Bromochloromethane	5.1	U	5.1	5.1	2.5	ug/Kg	☼	11/20/20 21:50	1
Bromodichloromethane	5.1	U	5.1	5.1	2.2	ug/Kg	☼	11/20/20 21:50	1
Bromoform	5.2	U	5.2	5.2	2.6	ug/Kg	☼	11/20/20 21:50	1
Bromomethane	3.3	U	10	3.3	1.4	ug/Kg	☼	11/20/20 21:50	1
2-Butanone (MEK)	13	U	20	13	4.0	ug/Kg	☼	11/20/20 21:50	1
n-Butylbenzene	1.6	U	5.1	1.6	0.57	ug/Kg	☼	11/20/20 21:50	1
sec-Butylbenzene	1.6	U	5.1	1.6	0.79	ug/Kg	☼	11/20/20 21:50	1
tert-Butylbenzene	1.6	U	5.1	1.6	0.51	ug/Kg	☼	11/20/20 21:50	1
Carbon disulfide	5.1	U	5.1	5.1	1.7	ug/Kg	☼	11/20/20 21:50	1
Carbon tetrachloride	5.1	U	5.1	5.1	2.1	ug/Kg	☼	11/20/20 21:50	1
Chlorobenzene	5.1	U	5.1	5.1	2.1	ug/Kg	☼	11/20/20 21:50	1
Chloroethane	6.6	U	10	6.6	2.0	ug/Kg	☼	11/20/20 21:50	1
Chloroform	0.82	U	10	0.82	0.30	ug/Kg	☼	11/20/20 21:50	1
Chloromethane	1.6	U	10	1.6	0.79	ug/Kg	☼	11/20/20 21:50	1
4-Chlorotoluene	0.82	U	5.1	0.82	0.37	ug/Kg	☼	11/20/20 21:50	1
Dibromochloromethane	5.1	U	5.1	5.1	2.3	ug/Kg	☼	11/20/20 21:50	1
1,2-Dibromo-3-Chloropropane	10	U	10	10	3.7	ug/Kg	☼	11/20/20 21:50	1
Dichlorodifluoromethane	6.6	U	10	6.6	2.8	ug/Kg	☼	11/20/20 21:50	1
Dibromomethane	0.82	U	5.1	0.82	0.32	ug/Kg	☼	11/20/20 21:50	1
Ethylene Dibromide	1.6	U	5.1	1.6	0.53	ug/Kg	☼	11/20/20 21:50	1
1,2-Dichlorobenzene	5.1	U	5.1	5.1	1.9	ug/Kg	☼	11/20/20 21:50	1
1,3-Dichlorobenzene	1.6	U	5.1	1.6	0.49	ug/Kg	☼	11/20/20 21:50	1
1,4-Dichlorobenzene	0.82	U M	5.1	0.82	0.25	ug/Kg	☼	11/20/20 21:50	1
1,1-Dichloroethane	0.82	U	5.1	0.82	0.22	ug/Kg	☼	11/20/20 21:50	1
1,2-Dichloroethane	1.6	U	5.1	1.6	0.72	ug/Kg	☼	11/20/20 21:50	1
1,1-Dichloroethene	1.6	U	5.1	1.6	0.60	ug/Kg	☼	11/20/20 21:50	1
1,2-Dichloroethene, Total	1.6	U	5.1	1.6	0.40	ug/Kg	☼	11/20/20 21:50	1
cis-1,2-Dichloroethene	0.82	U	5.1	0.82	0.21	ug/Kg	☼	11/20/20 21:50	1
trans-1,2-Dichloroethene	0.82	U	5.1	0.82	0.40	ug/Kg	☼	11/20/20 21:50	1
1,2-Dichloropropane	1.6	U	5.1	1.6	0.56	ug/Kg	☼	11/20/20 21:50	1
1,3-Dichloropropane	0.41	U	5.1	0.41	0.18	ug/Kg	☼	11/20/20 21:50	1
2,2-Dichloropropane	1.6	U	5.1	1.6	0.45	ug/Kg	☼	11/20/20 21:50	1
1,1-Dichloropropene	0.41	U	5.1	0.41	0.17	ug/Kg	☼	11/20/20 21:50	1
cis-1,3-Dichloropropene	0.41	U	5.1	0.41	0.10	ug/Kg	☼	11/20/20 21:50	1
trans-1,3-Dichloropropene	0.20	U	5.1	0.20	0.085	ug/Kg	☼	11/20/20 21:50	1
Ethylbenzene	0.82	U	5.1	0.82	0.31	ug/Kg	☼	11/20/20 21:50	1
2-Hexanone	13	U	20	13	5.0	ug/Kg	☼	11/20/20 21:50	1
Hexachlorobutadiene	5.1	U	5.1	5.1	2.2	ug/Kg	☼	11/20/20 21:50	1
Isopropylbenzene	5.1	U	5.1	5.1	2.5	ug/Kg	☼	11/20/20 21:50	1
4-Isopropyltoluene	3.3	U	5.1	3.3	1.2	ug/Kg	☼	11/20/20 21:50	1
Methylene Chloride	3.3	U	5.1	3.3	1.6	ug/Kg	☼	11/20/20 21:50	1
4-Methyl-2-pentanone (MIBK)	13	U M	20	13	4.5	ug/Kg	☼	11/20/20 21:50	1
Methyl tert-butyl ether	6.6	U	20	6.6	2.2	ug/Kg	☼	11/20/20 21:50	1
Naphthalene	6.9	U	6.9	6.9	3.4	ug/Kg	☼	11/20/20 21:50	1
N-Propylbenzene	1.6	U	5.1	1.6	0.59	ug/Kg	☼	11/20/20 21:50	1
Styrene	0.82	U	5.1	0.82	0.29	ug/Kg	☼	11/20/20 21:50	1
1,1,1,2-Tetrachloroethane	5.1	U	5.1	5.1	2.3	ug/Kg	☼	11/20/20 21:50	1

Method: 8260B - Volatile Organic Compounds (GC/MS) (Continued)

Client Sample ID: V-106V3-121125-300 — **Lab Sample ID: 280-142785-5**
Date Collected: 11/12/20 13:13 — **Matrix: Solid**
Date Received: 11/13/20 10:05 — **Percent Solids: 97.8**

Analyte	Result	Qualifier	LOQ	LOD	DL	Unit	D	Analyzed	Dil Fac
1,1,2,2-Tetrachloroethane	0.82	U	5.1	0.82	0.29	ug/Kg	☼	11/20/20 21:50	1
Tetrachloroethene	5.1	U	5.1	5.1	2.0	ug/Kg	☼	11/20/20 21:50	1
Toluene	**2.0**	**J**	5.1	0.82	0.23	ug/Kg	☼	11/20/20 21:50	1
1,2,3-Trichlorobenzene	3.3	U	5.1	3.3	0.83	ug/Kg	☼	11/20/20 21:50	1
1,1,1-Trichloroethane	5.1	U	5.1	5.1	2.0	ug/Kg	☼	11/20/20 21:50	1
1,1,2-Trichloroethane	3.3	U	5.1	3.3	0.90	ug/Kg	☼	11/20/20 21:50	1
Trichloroethene	5.1	U	5.1	5.1	2.0	ug/Kg	☼	11/20/20 21:50	1
Trichlorofluoromethane	10	U Q	10	10	3.3	ug/Kg	☼	11/20/20 21:50	1
1,2,4-Trichlorobenzene	1.6	U	5.1	1.6	0.75	ug/Kg	☼	11/20/20 21:50	1
1,2,3-Trichloropropane	0.82	U	5.1	0.82	0.22	ug/Kg	☼	11/20/20 21:50	1
1,2,4-Trimethylbenzene	5.1	U	5.1	5.1	2.4	ug/Kg	☼	11/20/20 21:50	1
1,3,5-Trimethylbenzene	5.1	U	5.1	5.1	2.5	ug/Kg	☼	11/20/20 21:50	1
Vinyl chloride	3.3	U M	5.1	3.3	1.4	ug/Kg	☼	11/20/20 21:50	1
o-Xylene	0.82	U	5.1	0.82	0.27	ug/Kg	☼	11/20/20 21:50	1
m-Xylene & p-Xylene	3.3	U	3.3	3.3	1.1	ug/Kg	☼	11/20/20 21:50	1
2-Chlorotoluene	1.6	U	5.1	1.6	0.52	ug/Kg	☼	11/20/20 21:50	1

Surrogate	*%Recovery*	*Qualifier*	*Limits*	*Prepared*	*Analyzed*	*Dil Fac*
Toluene-d8 (Surr)	*98*		*85 - 116*	*11/13/20 19:15*	*11/20/20 21:50*	*1*
1,2-Dichloroethane-d4 (Surr)	*118*		*71 - 136*	*11/13/20 19:15*	*11/20/20 21:50*	*1*
4-Bromofluorobenzene (Surr)	*103*		*79 - 119*	*11/13/20 19:15*	*11/20/20 21:50*	*1*
Dibromofluoromethane (Surr)	*98*		*78 - 119*	*11/13/20 19:15*	*11/20/20 21:50*	*1*

Client Sample ID: TB-106V3-121120-02 — **Lab Sample ID: 280-142785-7**
Date Collected: 11/12/20 14:00 — **Matrix: Water**
Date Received: 11/13/20 10:05

Analyte	Result	Qualifier	LOQ	LOD	DL	Unit	D	Analyzed	Dil Fac
Acetone	6.4	U	10	6.4	1.9	ug/L		11/25/20 11:16	1
Benzene	0.40	U	1.0	0.40	0.16	ug/L		11/25/20 11:16	1
Bromobenzene	0.40	U	1.0	0.40	0.17	ug/L		11/25/20 11:16	1
Bromochloromethane	0.20	U	1.0	0.20	0.10	ug/L		11/25/20 11:16	1
Bromodichloromethane	0.40	U	1.0	0.40	0.17	ug/L		11/25/20 11:16	1
Bromoform	1.0	U Q	1.0	1.0	0.46	ug/L		11/25/20 11:16	1
Bromomethane	0.80	U M	2.0	0.80	0.21	ug/L		11/25/20 11:16	1
2-Butanone (MEK)	4.0	U	6.0	4.0	2.0	ug/L		11/25/20 11:16	1
n-Butylbenzene	0.80	U	1.0	0.80	0.14	ug/L		11/25/20 11:16	1
sec-Butylbenzene	0.40	U	1.0	0.40	0.17	ug/L		11/25/20 11:16	1
tert-Butylbenzene	0.40	U	1.0	0.40	0.16	ug/L		11/25/20 11:16	1
Carbon disulfide	0.80	U M	2.0	0.80	0.17	ug/L		11/25/20 11:16	1
Carbon tetrachloride	0.40	U	2.0	0.40	0.19	ug/L		11/25/20 11:16	1
Chlorobenzene	0.40	U	1.0	0.40	0.17	ug/L		11/25/20 11:16	1
Chloroethane	1.6	U	2.0	1.6	0.41	ug/L		11/25/20 11:16	1
Chloroform	0.40	U	1.0	0.40	0.16	ug/L		11/25/20 11:16	1
Chloromethane	0.80	U	2.0	0.80	0.30	ug/L		11/25/20 11:16	1
4-Chlorotoluene	0.80	U	1.0	0.80	0.21	ug/L		11/25/20 11:16	1
Dibromochloromethane	0.40	U	1.0	0.40	0.17	ug/L		11/25/20 11:16	1
1,2-Dibromo-3-Chloropropane	1.6	U	5.0	1.6	0.47	ug/L		11/25/20 11:16	1
Dichlorodifluoromethane	0.80	U Q	2.0	0.80	0.31	ug/L		11/25/20 11:16	1
Dibromomethane	0.40	U	1.0	0.40	0.17	ug/L		11/25/20 11:16	1
Ethylene Dibromide	0.40	U	1.0	0.40	0.18	ug/L		11/25/20 11:16	1

Method: 8260B - Volatile Organic Compounds (GC/MS) (Continued)

Client Sample ID: TB-106V3-121120-02
Date Collected: 11/12/20 14:00
Date Received: 11/13/20 10:05

Lab Sample ID: 280-142785-7
Matrix: Water

Analyte	Result	Qualifier	LOQ	LOD	DL	Unit	D	Analyzed	Dil Fac
1,2-Dichlorobenzene	0.40	U	1.0	0.40	0.15	ug/L		11/25/20 11:16	1
1,3-Dichlorobenzene	0.40	U	1.0	0.40	0.13	ug/L		11/25/20 11:16	1
1,4-Dichlorobenzene	0.40	U	1.0	0.40	0.16	ug/L		11/25/20 11:16	1
1,1-Dichloroethane	0.80	U	1.0	0.80	0.22	ug/L		11/25/20 11:16	1
1,2-Dichloroethane	0.40	U	1.0	0.40	0.13	ug/L		11/25/20 11:16	1
1,1-Dichloroethene	0.80	U	1.0	0.80	0.23	ug/L		11/25/20 11:16	1
1,2-Dichloroethene, Total	0.40	U	1.0	0.40	0.15	ug/L		11/25/20 11:16	1
cis-1,2-Dichloroethene	0.40	U	1.0	0.40	0.15	ug/L		11/25/20 11:16	1
trans-1,2-Dichloroethene	0.40	U	1.0	0.40	0.15	ug/L		11/25/20 11:16	1
1,2-Dichloropropane	0.40	U M	1.0	0.40	0.18	ug/L		11/25/20 11:16	1
1,3-Dichloropropane	0.20	U	1.0	0.20	0.090	ug/L		11/25/20 11:16	1
2,2-Dichloropropane	0.80	U	1.0	0.80	0.38	ug/L		11/25/20 11:16	1
1,1-Dichloropropene	0.40	U	1.0	0.40	0.19	ug/L		11/25/20 11:16	1
cis-1,3-Dichloropropene	0.40	U	1.0	0.40	0.16	ug/L		11/25/20 11:16	1
trans-1,3-Dichloropropene	0.40	U	1.0	0.40	0.19	ug/L		11/25/20 11:16	1
Ethylbenzene	0.40	U	1.0	0.40	0.16	ug/L		11/25/20 11:16	1
2-Hexanone	4.0	U	5.0	4.0	1.7	ug/L		11/25/20 11:16	1
Hexachlorobutadiene	0.80	U	1.0	0.80	0.36	ug/L		11/25/20 11:16	1
Isopropylbenzene	0.40	U	1.0	0.40	0.19	ug/L		11/25/20 11:16	1
4-Isopropyltoluene	0.40	U	1.0	0.40	0.20	ug/L		11/25/20 11:16	1
Methylene Chloride	2.0	U	5.0	2.0	0.94	ug/L		11/25/20 11:16	1
4-Methyl-2-pentanone (MIBK)	3.2	U	5.0	3.2	0.98	ug/L		11/25/20 11:16	1
Methyl tert-butyl ether	0.80	U	5.0	0.80	0.25	ug/L		11/25/20 11:16	1
Naphthalene	0.80	U	1.0	0.80	0.22	ug/L		11/25/20 11:16	1
N-Propylbenzene	0.40	U	1.0	0.40	0.16	ug/L		11/25/20 11:16	1
Styrene	0.80	U	1.0	0.80	0.36	ug/L		11/25/20 11:16	1
1,1,1,2-Tetrachloroethane	0.80	U	1.0	0.80	0.21	ug/L		11/25/20 11:16	1
1,1,2,2-Tetrachloroethane	0.80	U	1.0	0.80	0.21	ug/L		11/25/20 11:16	1
Tetrachloroethene	0.40	U	1.0	0.40	0.20	ug/L		11/25/20 11:16	1
Toluene	0.40	U	1.0	0.40	0.17	ug/L		11/25/20 11:16	1
1,2,3-Trichlorobenzene	0.80	U	1.0	0.80	0.21	ug/L		11/25/20 11:16	1
1,1,1-Trichloroethane	0.40	U	1.0	0.40	0.16	ug/L		11/25/20 11:16	1
1,1,2-Trichloroethane	0.80	U	1.0	0.80	0.27	ug/L		11/25/20 11:16	1
Trichloroethene	0.40	U	1.0	0.40	0.16	ug/L		11/25/20 11:16	1
Trichlorofluoromethane	0.80	U	2.0	0.80	0.29	ug/L		11/25/20 11:16	1
1,2,4-Trichlorobenzene	0.80	U	1.0	0.80	0.21	ug/L		11/25/20 11:16	1
1,2,3-Trichloropropane	0.80	U	3.0	0.80	0.33	ug/L		11/25/20 11:16	1
1,2,4-Trimethylbenzene	0.40	U	1.0	0.40	0.15	ug/L		11/25/20 11:16	1
1,3,5-Trimethylbenzene	0.40	U	1.0	0.40	0.16	ug/L		11/25/20 11:16	1
Vinyl chloride	0.20	U	1.5	0.20	0.10	ug/L		11/25/20 11:16	1
o-Xylene	0.40	U	1.0	0.40	0.19	ug/L		11/25/20 11:16	1
m-Xylene & p-Xylene	0.80	U	2.0	0.80	0.15	ug/L		11/25/20 11:16	1
2-Chlorotoluene	0.40	U	1.0	0.40	0.17	ug/L		11/25/20 11:16	1

Surrogate	*%Recovery*	*Qualifier*	*Limits*	*Prepared*	*Analyzed*	*Dil Fac*
Toluene-d8 (Surr)	*101*		*89 - 112*		*11/25/20 11:16*	*1*
1,2-Dichloroethane-d4 (Surr)	*98*		*81 - 118*		*11/25/20 11:16*	*1*
4-Bromofluorobenzene (Surr)	*95*		*85 - 114*		*11/25/20 11:16*	*1*
Dibromofluoromethane (Surr)	*95*		*80 - 119*		*11/25/20 11:16*	*1*

Method: 8260B - Volatile Organic Compounds (GC/MS) - DL

Client Sample ID: V-106V3-121120-270 — **Lab Sample ID: 280-142782-1**
Date Collected: 11/12/20 08:55 — **Matrix: Solid**
Date Received: 11/13/20 10:05 — **Percent Solids: 97.6**

Analyte	Result	Qualifier	LOQ	LOD	DL	Unit	D	Analyzed	Dil Fac
Acetone	2700	J D B	3900	3900	1900	ug/Kg	☼	11/25/20 13:43	50

Surrogate	%Recovery	Qualifier	Limits	Prepared	Analyzed	Dil Fac
Toluene-d8 (Surr)	97		85 - 116	11/13/20 19:15	11/25/20 13:43	50
1,2-Dichloroethane-d4 (Surr)	117	Q	71 - 136	11/13/20 19:15	11/25/20 13:43	50
4-Bromofluorobenzene (Surr)	106		79 - 119	11/13/20 19:15	11/25/20 13:43	50
Dibromofluoromethane (Surr)	94		78 - 119	11/13/20 19:15	11/25/20 13:43	50

Client Sample ID: V-106V3-121120-271 — **Lab Sample ID: 280-142782-3**
Date Collected: 11/12/20 09:10 — **Matrix: Solid**
Date Received: 11/13/20 10:05 — **Percent Solids: 87.1**

Analyte	Result	Qualifier	LOQ	LOD	DL	Unit	D	Analyzed	Dil Fac
Benzene	330	D	260	21	7.9	ug/Kg	☼	11/25/20 14:05	50
2-Butanone (MEK)	14000	D M	1100	670	200	ug/Kg	☼	11/25/20 14:05	50
Toluene	890	D	260	42	12	ug/Kg	☼	11/25/20 14:05	50

Surrogate	%Recovery	Qualifier	Limits	Prepared	Analyzed	Dil Fac
Toluene-d8 (Surr)	98		85 - 116	11/13/20 19:15	11/25/20 14:05	50
1,2-Dichloroethane-d4 (Surr)	115	Q	71 - 136	11/13/20 19:15	11/25/20 14:05	50
4-Bromofluorobenzene (Surr)	105		79 - 119	11/13/20 19:15	11/25/20 14:05	50
Dibromofluoromethane (Surr)	93		78 - 119	11/13/20 19:15	11/25/20 14:05	50

Client Sample ID: V-106V3-121120-280.5 — **Lab Sample ID: 280-142782-5**
Date Collected: 11/12/20 10:55 — **Matrix: Solid**
Date Received: 11/13/20 10:05 — **Percent Solids: 86.6**

Analyte	Result	Qualifier	LOQ	LOD	DL	Unit	D	Analyzed	Dil Fac
Acetone	2000	J D B	4000	4000	2000	ug/Kg	☼	11/25/20 14:27	50

Surrogate	%Recovery	Qualifier	Limits	Prepared	Analyzed	Dil Fac
Toluene-d8 (Surr)	99		85 - 116	11/13/20 19:15	11/25/20 14:27	50
1,2-Dichloroethane-d4 (Surr)	114	Q	71 - 136	11/13/20 19:15	11/25/20 14:27	50
4-Bromofluorobenzene (Surr)	103		79 - 119	11/13/20 19:15	11/25/20 14:27	50
Dibromofluoromethane (Surr)	92		78 - 119	11/13/20 19:15	11/25/20 14:27	50

Method: 8260B - Volatile Organic Compounds (GC/MS) - DL2

Client Sample ID: V-106V3-121120-271 — **Lab Sample ID: 280-142782-3**
Date Collected: 11/12/20 09:10 — **Matrix: Solid**
Date Received: 11/13/20 10:05 — **Percent Solids: 87.1**

Analyte	Result	Qualifier	LOQ	LOD	DL	Unit	D	Analyzed	Dil Fac
Acetone	55000	D B	7600	7600	3700	ug/Kg	☼	11/25/20 21:30	100

Surrogate	%Recovery	Qualifier	Limits	Prepared	Analyzed	Dil Fac
Toluene-d8 (Surr)	96		85 - 116	11/13/20 19:15	11/25/20 21:30	100
1,2-Dichloroethane-d4 (Surr)	121	Q	71 - 136	11/13/20 19:15	11/25/20 21:30	100
4-Bromofluorobenzene (Surr)	104		79 - 119	11/13/20 19:15	11/25/20 21:30	100
Dibromofluoromethane (Surr)	97		78 - 119	11/13/20 19:15	11/25/20 21:30	100

Method: 8260B - Volatile Organic Compounds (GC/MS) - RA

Client Sample ID: V-106V3-121120-290 — **Lab Sample ID: 280-142785-1**
Date Collected: 11/12/20 12:25 — **Matrix: Solid**
Date Received: 11/13/20 10:05 — **Percent Solids: 98.6**

Analyte	Result	Qualifier	LOQ	LOD	DL	Unit	D	Analyzed	Dil Fac
Acetone	86	U	86	86	43	ug/Kg	☼	11/25/20 12:14	1

Surrogate	*%Recovery*	*Qualifier*	*Limits*	*Prepared*	*Analyzed*	*Dil Fac*
Toluene-d8 (Surr)	*95*		*85 - 116*	*11/13/20 19:15*	*11/25/20 12:14*	*1*
1,2-Dichloroethane-d4 (Surr)	*117*	*Q*	*71 - 136*	*11/13/20 19:15*	*11/25/20 12:14*	*1*
4-Bromofluorobenzene (Surr)	*104*		*79 - 119*	*11/13/20 19:15*	*11/25/20 12:14*	*1*
Dibromofluoromethane (Surr)	*96*		*78 - 119*	*11/13/20 19:15*	*11/25/20 12:14*	*1*

Client Sample ID: V-106V3-121120-300 — **Lab Sample ID: 280-142785-3**
Date Collected: 11/12/20 13:13 — **Matrix: Solid**
Date Received: 11/13/20 10:05 — **Percent Solids: 97.8**

Analyte	Result	Qualifier	LOQ	LOD	DL	Unit	D	Analyzed	Dil Fac
Acetone	72	U	72	72	35	ug/Kg	☼	11/25/20 12:36	1

Surrogate	*%Recovery*	*Qualifier*	*Limits*	*Prepared*	*Analyzed*	*Dil Fac*
Toluene-d8 (Surr)	*97*		*85 - 116*	*11/13/20 19:15*	*11/25/20 12:36*	*1*
1,2-Dichloroethane-d4 (Surr)	*121*	*Q*	*71 - 136*	*11/13/20 19:15*	*11/25/20 12:36*	*1*
4-Bromofluorobenzene (Surr)	*105*		*79 - 119*	*11/13/20 19:15*	*11/25/20 12:36*	*1*
Dibromofluoromethane (Surr)	*98*		*78 - 119*	*11/13/20 19:15*	*11/25/20 12:36*	*1*

Client Sample ID: V-106V3-121125-300 — **Lab Sample ID: 280-142785-5**
Date Collected: 11/12/20 13:13 — **Matrix: Solid**
Date Received: 11/13/20 10:05 — **Percent Solids: 97.8**

Analyte	Result	Qualifier	LOQ	LOD	DL	Unit	D	Analyzed	Dil Fac
Acetone	69	U	69	69	34	ug/Kg	☼	11/25/20 12:58	1

Surrogate	*%Recovery*	*Qualifier*	*Limits*	*Prepared*	*Analyzed*	*Dil Fac*
Toluene-d8 (Surr)	*94*		*85 - 116*	*11/13/20 19:15*	*11/25/20 12:58*	*1*
1,2-Dichloroethane-d4 (Surr)	*118*	*Q*	*71 - 136*	*11/13/20 19:15*	*11/25/20 12:58*	*1*
4-Bromofluorobenzene (Surr)	*105*		*79 - 119*	*11/13/20 19:15*	*11/25/20 12:58*	*1*
Dibromofluoromethane (Surr)	*95*		*78 - 119*	*11/13/20 19:15*	*11/25/20 12:58*	*1*

Method: 8015D GRO - Gasoline Range Organics (GRO)

Client Sample ID: P-106V3-121120-270 — **Lab Sample ID: 280-142782-2**
Date Collected: 11/12/20 08:55 — **Matrix: Solid**
Date Received: 11/13/20 10:05 — **Percent Solids: 97.7**

Analyte	Result	Qualifier	LOQ	LOD	DL	Unit	D	Analyzed	Dil Fac
Gasoline Range Organics (GRO)-C6-C10	2.1	U	2.1	2.1	0.81	mg/Kg	☼	11/22/20 17:02	1

Surrogate	*%Recovery*	*Qualifier*	*Limits*	*Prepared*	*Analyzed*	*Dil Fac*
a,a,a-Trifluorotoluene (Surr)	*99*		*77 - 123*	*11/13/20 19:15*	*11/22/20 17:02*	*1*

Client Sample ID: P-106V3-121120-271 — **Lab Sample ID: 280-142782-4**
Date Collected: 11/12/20 09:10 — **Matrix: Solid**
Date Received: 11/13/20 10:05 — **Percent Solids: 85.5**

Analyte	Result	Qualifier	LOQ	LOD	DL	Unit	D	Analyzed	Dil Fac
Gasoline Range Organics (GRO)-C6-C10	**8.3**		2.5	2.5	0.95	mg/Kg	☼	11/22/20 17:26	1

Surrogate	*%Recovery*	*Qualifier*	*Limits*	*Prepared*	*Analyzed*	*Dil Fac*
a,a,a-Trifluorotoluene (Surr)	*99*		*77 - 123*	*11/13/20 19:15*	*11/22/20 17:26*	*1*

Method: 8015D GRO - Gasoline Range Organics (GRO)

Client Sample ID: P-106V3-121120-280.5 — **Lab Sample ID: 280-142782-6**
Date Collected: 11/12/20 10:55 — **Matrix: Solid**
Date Received: 11/13/20 10:05 — **Percent Solids: 88.4**

Analyte	Result	Qualifier	LOQ	LOD	DL	Unit	D	Analyzed	Dil Fac
Gasoline Range Organics (GRO)-C6-C10	2.3	U	2.3	2.3	0.87	mg/Kg	☼	11/22/20 17:49	1

Surrogate	*%Recovery*	*Qualifier*	*Limits*	*Prepared*	*Analyzed*	*Dil Fac*
a,a,a-Trifluorotoluene (Surr)	*100*		*77 - 123*	*11/13/20 19:15*	*11/22/20 17:49*	*1*

Client Sample ID: TB-106V3-121120-01 — **Lab Sample ID: 280-142782-7**
Date Collected: 11/12/20 14:00 — **Matrix: Water**
Date Received: 11/13/20 10:05

Analyte	Result	Qualifier	LOQ	LOD	DL	Unit	D	Analyzed	Dil Fac
Gasoline Range Organics (GRO)-C6-C10	25	U	25	25	10	ug/L		11/23/20 21:09	1

Surrogate	*%Recovery*	*Qualifier*	*Limits*	*Prepared*	*Analyzed*	*Dil Fac*
a,a,a-Trifluorotoluene	*93*		*82 - 110*		*11/23/20 21:09*	*1*

Client Sample ID: P-106V3-121120-290 — **Lab Sample ID: 280-142785-2**
Date Collected: 11/12/20 12:25 — **Matrix: Solid**
Date Received: 11/13/20 10:05 — **Percent Solids: 99.1**

Analyte	Result	Qualifier	LOQ	LOD	DL	Unit	D	Analyzed	Dil Fac
Gasoline Range Organics (GRO)-C6-C10	2.3	U	2.3	2.3	0.88	mg/Kg	☼	11/22/20 18:13	1

Surrogate	*%Recovery*	*Qualifier*	*Limits*	*Prepared*	*Analyzed*	*Dil Fac*
a,a,a-Trifluorotoluene (Surr)	*100*		*77 - 123*	*11/13/20 19:15*	*11/22/20 18:13*	*1*

Client Sample ID: P-106V3-121120-300 — **Lab Sample ID: 280-142785-4**
Date Collected: 11/12/20 13:13 — **Matrix: Solid**
Date Received: 11/13/20 10:05 — **Percent Solids: 97.7**

Analyte	Result	Qualifier	LOQ	LOD	DL	Unit	D	Analyzed	Dil Fac
Gasoline Range Organics (GRO)-C6-C10	2.0	U	2.0	2.0	0.77	mg/Kg	☼	11/22/20 18:37	1

Surrogate	*%Recovery*	*Qualifier*	*Limits*	*Prepared*	*Analyzed*	*Dil Fac*
a,a,a-Trifluorotoluene (Surr)	*100*		*77 - 123*	*11/13/20 19:15*	*11/22/20 18:37*	*1*

Client Sample ID: P-106V3-121125-300 — **Lab Sample ID: 280-142785-6**
Date Collected: 11/12/20 13:13 — **Matrix: Solid**
Date Received: 11/13/20 10:05 — **Percent Solids: 97.9**

Analyte	Result	Qualifier	LOQ	LOD	DL	Unit	D	Analyzed	Dil Fac
Gasoline Range Organics (GRO)-C6-C10	2.1	U	2.1	2.1	0.80	mg/Kg	☼	11/22/20 19:01	1

Surrogate	*%Recovery*	*Qualifier*	*Limits*	*Prepared*	*Analyzed*	*Dil Fac*
a,a,a-Trifluorotoluene (Surr)	*97*		*77 - 123*	*11/13/20 19:15*	*11/22/20 19:01*	*1*

Client Sample ID: TB-106V3-121120-02 — **Lab Sample ID: 280-142785-7**
Date Collected: 11/12/20 14:00 — **Matrix: Water**
Date Received: 11/13/20 10:05

Analyte	Result	Qualifier	LOQ	LOD	DL	Unit	D	Analyzed	Dil Fac
Gasoline Range Organics (GRO)-C6-C10	25	U	25	25	10	ug/L		11/23/20 21:31	1

Surrogate	*%Recovery*	*Qualifier*	*Limits*	*Prepared*	*Analyzed*	*Dil Fac*
a,a,a-Trifluorotoluene	*95*		*82 - 110*		*11/23/20 21:31*	*1*

Method: 8015D DRO - Diesel Range Organics (DRO) (GC)

Client Sample ID: P-106V3-121120-270 — **Lab Sample ID: 280-142782-2**
Date Collected: 11/12/20 08:55 — **Matrix: Solid**
Date Received: 11/13/20 10:05 — **Percent Solids: 97.7**

Analyte	Result	Qualifier	LOQ	LOD	DL	Unit	D	Analyzed	Dil Fac
Diesel Range Organics [C10-C28]	7.4	U	7.4	7.4	3.4	mg/Kg	☼	12/03/20 07:32	1
Motor Oil (C20-C38)	22	U	22	22	7.3	mg/Kg	☼	12/03/20 07:32	1

Surrogate	*%Recovery*	*Qualifier*	*Limits*	*Prepared*	*Analyzed*	*Dil Fac*
o-Terphenyl (Surr)	*64*		*45 - 130*	*11/19/20 11:33*	*12/03/20 07:32*	*1*
n-Octacosane	*76*		*25 - 162*	*11/19/20 11:33*	*12/03/20 07:32*	*1*

Client Sample ID: P-106V3-121120-271 — **Lab Sample ID: 280-142782-4**
Date Collected: 11/12/20 09:10 — **Matrix: Solid**
Date Received: 11/13/20 10:05 — **Percent Solids: 85.5**

Analyte	Result	Qualifier	LOQ	LOD	DL	Unit	D	Analyzed	Dil Fac
Diesel Range Organics [C10-C28]	8.9	U	8.9	8.9	4.0	mg/Kg	☼	12/03/20 07:52	1
Motor Oil (C20-C38)	26	U	27	26	8.7	mg/Kg	☼	12/03/20 07:52	1

Surrogate	*%Recovery*	*Qualifier*	*Limits*	*Prepared*	*Analyzed*	*Dil Fac*
o-Terphenyl (Surr)	*61*		*45 - 130*	*11/19/20 11:33*	*12/03/20 07:52*	*1*
n-Octacosane	*71*		*25 - 162*	*11/19/20 11:33*	*12/03/20 07:52*	*1*

Client Sample ID: P-106V3-121120-280.5 — **Lab Sample ID: 280-142782-6**
Date Collected: 11/12/20 10:55 — **Matrix: Solid**
Date Received: 11/13/20 10:05 — **Percent Solids: 88.4**

Analyte	Result	Qualifier	LOQ	LOD	DL	Unit	D	Analyzed	Dil Fac
Diesel Range Organics [C10-C28]	8.5	U	8.5	8.5	3.9	mg/Kg	☼	12/03/20 08:13	1
Motor Oil (C20-C38)	25	U	26	25	8.3	mg/Kg	☼	12/03/20 08:13	1

Surrogate	*%Recovery*	*Qualifier*	*Limits*	*Prepared*	*Analyzed*	*Dil Fac*
o-Terphenyl (Surr)	*64*		*45 - 130*	*11/19/20 11:33*	*12/03/20 08:13*	*1*
n-Octacosane	*78*		*25 - 162*	*11/19/20 11:33*	*12/03/20 08:13*	*1*

Client Sample ID: P-106V3-121120-290 — **Lab Sample ID: 280-142785-2**
Date Collected: 11/12/20 12:25 — **Matrix: Solid**
Date Received: 11/13/20 10:05 — **Percent Solids: 99.1**

Analyte	Result	Qualifier	LOQ	LOD	DL	Unit	D	Analyzed	Dil Fac
Diesel Range Organics [C10-C28]	7.6	U	7.6	7.6	3.4	mg/Kg	☼	12/03/20 02:04	1
Motor Oil (C20-C38)	22	U	23	22	7.4	mg/Kg	☼	12/03/20 02:04	1

Surrogate	*%Recovery*	*Qualifier*	*Limits*	*Prepared*	*Analyzed*	*Dil Fac*
o-Terphenyl (Surr)	*65*		*45 - 130*	*11/25/20 10:59*	*12/03/20 02:04*	*1*
n-Octacosane	*76*		*25 - 162*	*11/25/20 10:59*	*12/03/20 02:04*	*1*

Client Sample ID: P-106V3-121120-300 — **Lab Sample ID: 280-142785-4**
Date Collected: 11/12/20 13:13 — **Matrix: Solid**
Date Received: 11/13/20 10:05 — **Percent Solids: 97.7**

Analyte	Result	Qualifier	LOQ	LOD	DL	Unit	D	Analyzed	Dil Fac
Diesel Range Organics [C10-C28]	7.3	U	7.3	7.3	3.3	mg/Kg	☼	12/03/20 03:06	1
Motor Oil (C20-C38)	21	U	22	21	7.1	mg/Kg	☼	12/03/20 03:06	1

Surrogate	*%Recovery*	*Qualifier*	*Limits*	*Prepared*	*Analyzed*	*Dil Fac*
o-Terphenyl (Surr)	*63*		*45 - 130*	*11/25/20 10:59*	*12/03/20 03:06*	*1*
n-Octacosane	*75*		*25 - 162*	*11/25/20 10:59*	*12/03/20 03:06*	*1*

Method: 8015D DRO - Diesel Range Organics (DRO) (GC)

Client Sample ID: P-106V3-121125-300 — **Lab Sample ID: 280-142785-6**
Date Collected: 11/12/20 13:13 — **Matrix: Solid**
Date Received: 11/13/20 10:05 — **Percent Solids: 97.9**

Analyte	Result	Qualifier	LOQ	LOD	DL	Unit	D	Analyzed	Dil Fac
Diesel Range Organics [C10-C28]	7.6	U	7.6	7.6	3.5	mg/Kg	☼	12/03/20 04:07	1
Motor Oil (C20-C38)	22	U	23	22	7.4	mg/Kg	☼	12/03/20 04:07	1

Surrogate	*%Recovery*	*Qualifier*	*Limits*	*Prepared*	*Analyzed*	*Dil Fac*
o-Terphenyl (Surr)	*64*		*45 - 130*	*11/25/20 10:59*	*12/03/20 04:07*	*1*
n-Octacosane	*72*		*25 - 162*	*11/25/20 10:59*	*12/03/20 04:07*	*1*

General Chemistry

Client Sample ID: V-106V3-121120-270 — **Lab Sample ID: 280-142782-1**
Date Collected: 11/12/20 08:55 — **Matrix: Solid**
Date Received: 11/13/20 10:05 — **Percent Solids: 97.6**

Analyte	Result	Qualifier	LOQ	LOD	DL	Unit	D	Analyzed	Dil Fac
Percent Moisture	**2.4**		0.1	0.05	0.1	%		11/20/20 14:45	1

Client Sample ID: P-106V3-121120-270 — **Lab Sample ID: 280-142782-2**
Date Collected: 11/12/20 08:55 — **Matrix: Solid**
Date Received: 11/13/20 10:05 — **Percent Solids: 97.7**

Analyte	Result	Qualifier	LOQ	LOD	DL	Unit	D	Analyzed	Dil Fac
Percent Moisture	**2.3**		0.1	0.05	0.1	%		11/20/20 14:45	1

Client Sample ID: V-106V3-121120-271 — **Lab Sample ID: 280-142782-3**
Date Collected: 11/12/20 09:10 — **Matrix: Solid**
Date Received: 11/13/20 10:05 — **Percent Solids: 87.1**

Analyte	Result	Qualifier	LOQ	LOD	DL	Unit	D	Analyzed	Dil Fac
Percent Moisture	**12.9**		0.1	0.05	0.1	%		11/17/20 16:29	1

Client Sample ID: P-106V3-121120-271 — **Lab Sample ID: 280-142782-4**
Date Collected: 11/12/20 09:10 — **Matrix: Solid**
Date Received: 11/13/20 10:05 — **Percent Solids: 85.5**

Analyte	Result	Qualifier	LOQ	LOD	DL	Unit	D	Analyzed	Dil Fac
Percent Moisture	**14.5**		0.1	0.05	0.1	%		11/17/20 16:29	1

Client Sample ID: V-106V3-121120-280.5 — **Lab Sample ID: 280-142782-5**
Date Collected: 11/12/20 10:55 — **Matrix: Solid**
Date Received: 11/13/20 10:05 — **Percent Solids: 86.6**

Analyte	Result	Qualifier	LOQ	LOD	DL	Unit	D	Analyzed	Dil Fac
Percent Moisture	**13.4**		0.1	0.05	0.1	%		11/20/20 14:45	1

Client Sample ID: P-106V3-121120-280.5 — **Lab Sample ID: 280-142782-6**
Date Collected: 11/12/20 10:55 — **Matrix: Solid**
Date Received: 11/13/20 10:05 — **Percent Solids: 88.4**

Analyte	Result	Qualifier	LOQ	LOD	DL	Unit	D	Analyzed	Dil Fac
Percent Moisture	**11.6**		0.1	0.05	0.1	%		11/17/20 16:29	1

Client Sample ID: V-106V3-121120-290 — **Lab Sample ID: 280-142785-1**
Date Collected: 11/12/20 12:25 — **Matrix: Solid**
Date Received: 11/13/20 10:05 — **Percent Solids: 98.6**

Analyte	Result	Qualifier	LOQ	LOD	DL	Unit	D	Analyzed	Dil Fac
Percent Moisture	**1.4**		0.1	0.05	0.1	%		11/17/20 16:29	1

General Chemistry

Client Sample ID: P-106V3-121120-290 — **Lab Sample ID: 280-142785-2**
Date Collected: 11/12/20 12:25 — **Matrix: Solid**
Date Received: 11/13/20 10:05 — **Percent Solids: 99.1**

Analyte	Result	Qualifier	LOQ	LOD	DL	Unit	D	Analyzed	Dil Fac
Percent Moisture	0.9		0.1	0.05	0.1	%		11/17/20 16:29	1

Client Sample ID: V-106V3-121120-300 — **Lab Sample ID: 280-142785-3**
Date Collected: 11/12/20 13:13 — **Matrix: Solid**
Date Received: 11/13/20 10:05 — **Percent Solids: 97.8**

Analyte	Result	Qualifier	LOQ	LOD	DL	Unit	D	Analyzed	Dil Fac
Percent Moisture	2.2		0.1	0.05	0.1	%		11/17/20 16:29	1

Client Sample ID: P-106V3-121120-300 — **Lab Sample ID: 280-142785-4**
Date Collected: 11/12/20 13:13 — **Matrix: Solid**
Date Received: 11/13/20 10:05 — **Percent Solids: 97.7**

Analyte	Result	Qualifier	LOQ	LOD	DL	Unit	D	Analyzed	Dil Fac
Percent Moisture	2.3		0.1	0.05	0.1	%		11/17/20 16:29	1

Client Sample ID: V-106V3-121125-300 — **Lab Sample ID: 280-142785-5**
Date Collected: 11/12/20 13:13 — **Matrix: Solid**
Date Received: 11/13/20 10:05 — **Percent Solids: 97.8**

Analyte	Result	Qualifier	LOQ	LOD	DL	Unit	D	Analyzed	Dil Fac
Percent Moisture	2.2		0.1	0.05	0.1	%		11/17/20 16:29	1

Client Sample ID: P-106V3-121125-300 — **Lab Sample ID: 280-142785-6**
Date Collected: 11/12/20 13:13 — **Matrix: Solid**
Date Received: 11/13/20 10:05 — **Percent Solids: 97.9**

Analyte	Result	Qualifier	LOQ	LOD	DL	Unit	D	Analyzed	Dil Fac
Percent Moisture	2.1		0.1	0.05	0.1	%		11/17/20 16:29	1

Surrogate Summary

Client: EA Engineering, Science, and Technology
Project/Site: Kirtland AFB Vadose Zone Coring

Job ID: 280-142782-1

Method: 8260B - Volatile Organic Compounds (GC/MS)

Matrix: Solid **Prep Type: Total/NA**

		Percent Surrogate Recovery (Acceptance Limits)			
		TOL	DCA	BFB	DBFM
Lab Sample ID	Client Sample ID	(85-116)	(71-136)	(79-119)	(78-119)
280-142782-1	V-106V3-121120-270	99	116	103	95
280-142782-1 - DL	V-106V3-121120-270	97	117 Q	106	94
280-142782-3	V-106V3-121120-271	98	121	109	97
280-142782-3 - DL	V-106V3-121120-271	98	115 Q	105	93
280-142782-3 - DL2	V-106V3-121120-271	96	121 Q	104	97
280-142782-5	V-106V3-121120-280.5	100	120	103	97
280-142782-5 - DL	V-106V3-121120-280.5	99	114 Q	103	92
280-142785-1	V-106V3-121120-290	97	117	101	99
280-142785-1 - RA	V-106V3-121120-290	95	117 Q	104	96
280-142785-3	V-106V3-121120-300	99	114	103	94
280-142785-3 - RA	V-106V3-121120-300	97	121 Q	105	98
280-142785-5	V-106V3-121125-300	98	118	103	98
280-142785-5 - RA	V-106V3-121125-300	94	118 Q	105	95
LCS 280-516709/1-A	Lab Control Sample	99	112	104	96
LCSD 280-516709/3-A	Lab Control Sample Dup	99	115	104	97
MB 280-516709/27-A	Method Blank	95	118	106	96
MB 280-516709/5-A	Method Blank	96	118	103	97

Surrogate Legend

TOL = Toluene-d8 (Surr)
DCA = 1,2-Dichloroethane-d4 (Surr)
BFB = 4-Bromofluorobenzene (Surr)
DBFM = Dibromofluoromethane (Surr)

Method: 8260B - Volatile Organic Compounds (GC/MS)

Matrix: Water **Prep Type: Total/NA**

		Percent Surrogate Recovery (Acceptance Limits)			
		TOL	DCA	BFB	DBFM
Lab Sample ID	Client Sample ID	(89-112)	(81-118)	(85-114)	(80-119)
280-142782-7	TB-106V3-121120-01	102	99	96	96
280-142785-7	TB-106V3-121120-02	101	98	95	95
LCS 280-518118/4	Lab Control Sample	100	95	95	101
LCSD 280-518118/5	Lab Control Sample Dup	99	103	94	104
MB 280-518118/8	Method Blank	100	98	98	95

Surrogate Legend

TOL = Toluene-d8 (Surr)
DCA = 1,2-Dichloroethane-d4 (Surr)
BFB = 4-Bromofluorobenzene (Surr)
DBFM = Dibromofluoromethane (Surr)

Method: 8015D GRO - Gasoline Range Organics (GRO)

Matrix: Solid **Prep Type: Total/NA**

		Percent Surrogate Recovery (Acceptance Limits)
		TFT1
Lab Sample ID	Client Sample ID	(77-123)
280-142782-2	P-106V3-121120-270	99
280-142782-4	P-106V3-121120-271	99
280-142782-6	P-106V3-121120-280.5	100

Surrogate Summary

Client: EA Engineering, Science, and Technology
Project/Site: Kirtland AFB Vadose Zone Coring

Job ID: 280-142782-1

Method: 8015D GRO - Gasoline Range Organics (GRO) (Continued)

Matrix: Solid **Prep Type: Total/NA**

Lab Sample ID	Client Sample ID	TFT1 (77-123)
280-142785-2	P-106V3-121120-290	100
280-142785-4	P-106V3-121120-300	100
280-142785-6	P-106V3-121125-300	97
LCS 280-518074/1-A	Lab Control Sample	103
LCSD 280-518074/2-A	Lab Control Sample Dup	101
MB 280-518074/3-A	Method Blank	97

Percent Surrogate Recovery (Acceptance Limits)

Surrogate Legend

TFT = a,a,a-Trifluorotoluene (Surr)

Method: 8015D GRO - Gasoline Range Organics (GRO)

Matrix: Water **Prep Type: Total/NA**

Lab Sample ID	Client Sample ID	TFT1 (82-110)
280-142782-7	TB-106V3-121120-01	93
280-142785-7	TB-106V3-121120-02	95
LCS 280-517885/3	Lab Control Sample	97
LCSD 280-517885/4	Lab Control Sample Dup	90
MB 280-517885/5	Method Blank	93

Percent Surrogate Recovery (Acceptance Limits)

Surrogate Legend

TFT = a,a,a-Trifluorotoluene

Method: 8015D DRO - Diesel Range Organics (DRO) (GC)

Matrix: Solid **Prep Type: Total/NA**

Lab Sample ID	Client Sample ID	OTPH1 (45-130)	OTCN1 (25-162)
280-142782-2	P-106V3-121120-270	64	76
280-142782-4	P-106V3-121120-271	61	71
280-142782-6	P-106V3-121120-280.5	64	78
280-142782-6 MS	P-106V3-121120-280.5	62	66
280-142782-6 MS	P-106V3-121120-280.5	58	81
280-142782-6 MSD	P-106V3-121120-280.5	65	68
280-142782-6 MSD	P-106V3-121120-280.5	68	94
280-142785-2	P-106V3-121120-290	65	76
280-142785-2 MS	P-106V3-121120-290	63	67
280-142785-2 MSD	P-106V3-121120-290	67	74
280-142785-4	P-106V3-121120-300	63	75
280-142785-4 MS	P-106V3-121120-300	63	86
280-142785-4 MSD	P-106V3-121120-300	60	78
280-142785-6	P-106V3-121125-300	64	72
LCS 280-517288/2-A	Lab Control Sample	64	68
LCS 280-517288/3-A	Lab Control Sample	77	94
LCS 280-518122/2-A	Lab Control Sample	70	74
LCS 280-518122/3-A	Lab Control Sample	78	91
MB 280-517288/1-A	Method Blank	71	85
MB 280-518122/1-A	Method Blank	61	77

Percent Surrogate Recovery (Acceptance Limits)

Surrogate Summary

Client: EA Engineering, Science, and Technology
Project/Site: Kirtland AFB Vadose Zone Coring

Job ID: 280-142782-1

Surrogate Legend

OTPH = o-Terphenyl (Surr)
OTCN = n-Octacosane

Method: 8260B - Volatile Organic Compounds (GC/MS)

Lab Sample ID: MB 280-516709/27-A
Matrix: Solid
Analysis Batch: 518287

Client Sample ID: Method Blank
Prep Type: Total/NA
Prep Batch: 516709

Analyte	MB Result	MB Qualifier	LOQ	LOD	DL	Unit	D	Analyzed	Dil Fac
Acetone	3600	U	3600	3600	1800	ug/Kg		11/25/20 11:29	50
Benzene	20	U	250	20	7.6	ug/Kg		11/25/20 11:29	50
Bromobenzene	80	U	250	80	25	ug/Kg		11/25/20 11:29	50
Bromochloromethane	250	U	250	250	120	ug/Kg		11/25/20 11:29	50
Bromodichloromethane	250	U	250	250	110	ug/Kg		11/25/20 11:29	50
Bromoform	260	U	260	260	130	ug/Kg		11/25/20 11:29	50
Bromomethane	160	U	500	160	68	ug/Kg		11/25/20 11:29	50
2-Butanone (MEK)	640	U	1000	640	190	ug/Kg		11/25/20 11:29	50
n-Butylbenzene	80	U	250	80	28	ug/Kg		11/25/20 11:29	50
sec-Butylbenzene	80	U	250	80	39	ug/Kg		11/25/20 11:29	50
tert-Butylbenzene	80	U	250	80	25	ug/Kg		11/25/20 11:29	50
Carbon disulfide	250	U	250	250	83	ug/Kg		11/25/20 11:29	50
Carbon tetrachloride	250	U	250	250	100	ug/Kg		11/25/20 11:29	50
Chlorobenzene	250	U M	250	250	100	ug/Kg		11/25/20 11:29	50
Chloroethane	320	U	500	320	100	ug/Kg		11/25/20 11:29	50
Chloroform	40	U	500	40	15	ug/Kg		11/25/20 11:29	50
Chloromethane	80	U	500	80	39	ug/Kg		11/25/20 11:29	50
4-Chlorotoluene	40	U M	250	40	18	ug/Kg		11/25/20 11:29	50
Dibromochloromethane	250	U	250	250	110	ug/Kg		11/25/20 11:29	50
1,2-Dibromo-3-Chloropropane	500	U	500	500	180	ug/Kg		11/25/20 11:29	50
Dichlorodifluoromethane	320	U	500	320	140	ug/Kg		11/25/20 11:29	50
Dibromomethane	40	U	250	40	16	ug/Kg		11/25/20 11:29	50
Ethylene Dibromide	80	U	250	80	26	ug/Kg		11/25/20 11:29	50
1,2-Dichlorobenzene	250	U	250	250	94	ug/Kg		11/25/20 11:29	50
1,3-Dichlorobenzene	80	U M	250	80	24	ug/Kg		11/25/20 11:29	50
1,4-Dichlorobenzene	15.7	J D	250	40	12	ug/Kg		11/25/20 11:29	50
1,1-Dichloroethane	40	U	250	40	11	ug/Kg		11/25/20 11:29	50
1,2-Dichloroethane	80	U	250	80	35	ug/Kg		11/25/20 11:29	50
1,1-Dichloroethene	80	U	250	80	30	ug/Kg		11/25/20 11:29	50
1,2-Dichloroethene, Total	80	U	250	80	20	ug/Kg		11/25/20 11:29	50
cis-1,2-Dichloroethene	40	U	250	40	10	ug/Kg		11/25/20 11:29	50
trans-1,2-Dichloroethene	40	U	250	40	20	ug/Kg		11/25/20 11:29	50
1,2-Dichloropropane	80	U M	250	80	28	ug/Kg		11/25/20 11:29	50
1,3-Dichloropropane	20	U	250	20	8.7	ug/Kg		11/25/20 11:29	50
2,2-Dichloropropane	80	U	250	80	22	ug/Kg		11/25/20 11:29	50
1,1-Dichloropropene	20	U	250	20	8.2	ug/Kg		11/25/20 11:29	50
cis-1,3-Dichloropropene	20	U	250	20	5.0	ug/Kg		11/25/20 11:29	50
trans-1,3-Dichloropropene	10	U	250	10	4.2	ug/Kg		11/25/20 11:29	50
Ethylbenzene	40	U	250	40	15	ug/Kg		11/25/20 11:29	50
2-Hexanone	640	U	1000	640	240	ug/Kg		11/25/20 11:29	50
Hexachlorobutadiene	250	U	250	250	110	ug/Kg		11/25/20 11:29	50
Isopropylbenzene	250	U	250	250	120	ug/Kg		11/25/20 11:29	50
4-Isopropyltoluene	160	U	250	160	57	ug/Kg		11/25/20 11:29	50
Methylene Chloride	160	U M	250	160	80	ug/Kg		11/25/20 11:29	50
4-Methyl-2-pentanone (MIBK)	640	U M	1000	640	220	ug/Kg		11/25/20 11:29	50
Methyl tert-butyl ether	320	U	1000	320	110	ug/Kg		11/25/20 11:29	50
Naphthalene	340	U	340	340	170	ug/Kg		11/25/20 11:29	50
N-Propylbenzene	80	U	250	80	29	ug/Kg		11/25/20 11:29	50

Method: 8260B - Volatile Organic Compounds (GC/MS) (Continued)

Lab Sample ID: MB 280-516709/27-A
Matrix: Solid
Analysis Batch: 518287

Client Sample ID: Method Blank
Prep Type: Total/NA
Prep Batch: 516709

Analyte	MB Result	MB Qualifier	LOQ	LOD	DL	Unit	D	Analyzed	Dil Fac
Styrene	40	U	250	40	14	ug/Kg		11/25/20 11:29	50
1,1,1,2-Tetrachloroethane	250	U	250	250	110	ug/Kg		11/25/20 11:29	50
1,1,2,2-Tetrachloroethane	40	U	250	40	14	ug/Kg		11/25/20 11:29	50
Tetrachloroethene	250	U	250	250	96	ug/Kg		11/25/20 11:29	50
Toluene	40	U	250	40	11	ug/Kg		11/25/20 11:29	50
1,2,3-Trichlorobenzene	55.6	J D	250	160	41	ug/Kg		11/25/20 11:29	50
1,1,1-Trichloroethane	250	U	250	250	99	ug/Kg		11/25/20 11:29	50
1,1,2-Trichloroethane	160	U	250	160	44	ug/Kg		11/25/20 11:29	50
Trichloroethene	250	U	250	250	96	ug/Kg		11/25/20 11:29	50
Trichlorofluoromethane	500	U	500	500	160	ug/Kg		11/25/20 11:29	50
1,2,4-Trichlorobenzene	40.5	J D	250	80	37	ug/Kg		11/25/20 11:29	50
1,2,3-Trichloropropane	40	U	250	40	11	ug/Kg		11/25/20 11:29	50
1,2,4-Trimethylbenzene	250	U	250	250	120	ug/Kg		11/25/20 11:29	50
1,3,5-Trimethylbenzene	250	U	250	250	120	ug/Kg		11/25/20 11:29	50
Vinyl chloride	160	U M	250	160	67	ug/Kg		11/25/20 11:29	50
o-Xylene	40	U	250	40	13	ug/Kg		11/25/20 11:29	50
m-Xylene & p-Xylene	160	U	160	160	52	ug/Kg		11/25/20 11:29	50
2-Chlorotoluene	80	U	250	80	26	ug/Kg		11/25/20 11:29	50

Surrogate	*MB %Recovery*	*MB Qualifier*	*Limits*	*Prepared*	*Analyzed*	*Dil Fac*
Toluene-d8 (Surr)	*95*		*85 - 116*	*11/13/20 19:15*	*11/25/20 11:29*	*50*
1,2-Dichloroethane-d4 (Surr)	*118*		*71 - 136*	*11/13/20 19:15*	*11/25/20 11:29*	*50*
4-Bromofluorobenzene (Surr)	*106*		*79 - 119*	*11/13/20 19:15*	*11/25/20 11:29*	*50*
Dibromofluoromethane (Surr)	*96*		*78 - 119*	*11/13/20 19:15*	*11/25/20 11:29*	*50*

Lab Sample ID: MB 280-516709/5-A
Matrix: Solid
Analysis Batch: 517668

Client Sample ID: Method Blank
Prep Type: Total/NA
Prep Batch: 516709

Analyte	MB Result	MB Qualifier	LOQ	LOD	DL	Unit	D	Analyzed	Dil Fac
Benzene	0.40	U	5.0	0.40	0.15	ug/Kg		11/20/20 12:57	1
Bromobenzene	1.6	U	5.0	1.6	0.49	ug/Kg		11/20/20 12:57	1
Bromochloromethane	5.0	U	5.0	5.0	2.5	ug/Kg		11/20/20 12:57	1
Bromodichloromethane	5.0	U	5.0	5.0	2.1	ug/Kg		11/20/20 12:57	1
Bromoform	5.1	U	5.1	5.1	2.6	ug/Kg		11/20/20 12:57	1
Bromomethane	3.2	U	10	3.2	1.4	ug/Kg		11/20/20 12:57	1
2-Butanone (MEK)	13	U	20	13	3.9	ug/Kg		11/20/20 12:57	1
n-Butylbenzene	1.6	U	5.0	1.6	0.56	ug/Kg		11/20/20 12:57	1
sec-Butylbenzene	1.6	U	5.0	1.6	0.77	ug/Kg		11/20/20 12:57	1
tert-Butylbenzene	1.6	U	5.0	1.6	0.50	ug/Kg		11/20/20 12:57	1
Carbon disulfide	5.0	U	5.0	5.0	1.7	ug/Kg		11/20/20 12:57	1
Carbon tetrachloride	5.0	U	5.0	5.0	2.0	ug/Kg		11/20/20 12:57	1
Chlorobenzene	5.0	U M	5.0	5.0	2.1	ug/Kg		11/20/20 12:57	1
Chloroethane	6.4	U	10	6.4	2.0	ug/Kg		11/20/20 12:57	1
Chloroform	0.80	U	10	0.80	0.29	ug/Kg		11/20/20 12:57	1
Chloromethane	1.6	U	10	1.6	0.77	ug/Kg		11/20/20 12:57	1
4-Chlorotoluene	0.80	U	5.0	0.80	0.36	ug/Kg		11/20/20 12:57	1
Dibromochloromethane	5.0	U	5.0	5.0	2.3	ug/Kg		11/20/20 12:57	1

Method: 8260B - Volatile Organic Compounds (GC/MS) (Continued)

Lab Sample ID: MB 280-516709/5-A
Matrix: Solid
Analysis Batch: 517668

Client Sample ID: Method Blank
Prep Type: Total/NA
Prep Batch: 516709

Analyte	MB Result	MB Qualifier	LOQ	LOD	DL	Unit	D	Analyzed	Dil Fac
1,2-Dibromo-3-Chloropropane	10	U	10	10	3.7	ug/Kg		11/20/20 12:57	1
Dichlorodifluoromethane	6.4	U	10	6.4	2.7	ug/Kg		11/20/20 12:57	1
Dibromomethane	0.80	U	5.0	0.80	0.32	ug/Kg		11/20/20 12:57	1
Ethylene Dibromide	1.6	U	5.0	1.6	0.52	ug/Kg		11/20/20 12:57	1
1,2-Dichlorobenzene	5.0	U	5.0	5.0	1.9	ug/Kg		11/20/20 12:57	1
1,3-Dichlorobenzene	1.6	U	5.0	1.6	0.48	ug/Kg		11/20/20 12:57	1
1,4-Dichlorobenzene	0.444	J	5.0	0.80	0.25	ug/Kg		11/20/20 12:57	1
1,1-Dichloroethane	0.80	U	5.0	0.80	0.21	ug/Kg		11/20/20 12:57	1
1,2-Dichloroethane	1.6	U	5.0	1.6	0.70	ug/Kg		11/20/20 12:57	1
1,1-Dichloroethene	1.6	U	5.0	1.6	0.59	ug/Kg		11/20/20 12:57	1
1,2-Dichloroethene, Total	1.6	U	5.0	1.6	0.39	ug/Kg		11/20/20 12:57	1
cis-1,2-Dichloroethene	0.80	U	5.0	0.80	0.20	ug/Kg		11/20/20 12:57	1
trans-1,2-Dichloroethene	0.80	U	5.0	0.80	0.39	ug/Kg		11/20/20 12:57	1
1,2-Dichloropropane	1.6	U M	5.0	1.6	0.55	ug/Kg		11/20/20 12:57	1
1,3-Dichloropropane	0.40	U	5.0	0.40	0.17	ug/Kg		11/20/20 12:57	1
2,2-Dichloropropane	1.6	U	5.0	1.6	0.44	ug/Kg		11/20/20 12:57	1
1,1-Dichloropropene	0.40	U	5.0	0.40	0.16	ug/Kg		11/20/20 12:57	1
cis-1,3-Dichloropropene	0.40	U	5.0	0.40	0.10	ug/Kg		11/20/20 12:57	1
trans-1,3-Dichloropropene	0.20	U	5.0	0.20	0.083	ug/Kg		11/20/20 12:57	1
Ethylbenzene	0.80	U	5.0	0.80	0.31	ug/Kg		11/20/20 12:57	1
2-Hexanone	13	U M	20	13	4.9	ug/Kg		11/20/20 12:57	1
Hexachlorobutadiene	5.0	U	5.0	5.0	2.2	ug/Kg		11/20/20 12:57	1
Isopropylbenzene	5.0	U	5.0	5.0	2.4	ug/Kg		11/20/20 12:57	1
4-Isopropyltoluene	3.2	U	5.0	3.2	1.1	ug/Kg		11/20/20 12:57	1
Methylene Chloride	3.2	U	5.0	3.2	1.6	ug/Kg		11/20/20 12:57	1
4-Methyl-2-pentanone (MIBK)	13	U	20	13	4.4	ug/Kg		11/20/20 12:57	1
Methyl tert-butyl ether	6.4	U	20	6.4	2.1	ug/Kg		11/20/20 12:57	1
Naphthalene	6.7	U	6.7	6.7	3.3	ug/Kg		11/20/20 12:57	1
N-Propylbenzene	1.6	U	5.0	1.6	0.58	ug/Kg		11/20/20 12:57	1
Styrene	0.80	U	5.0	0.80	0.28	ug/Kg		11/20/20 12:57	1
1,1,1,2-Tetrachloroethane	5.0	U	5.0	5.0	2.2	ug/Kg		11/20/20 12:57	1
1,1,2,2-Tetrachloroethane	0.80	U	5.0	0.80	0.29	ug/Kg		11/20/20 12:57	1
Tetrachloroethene	5.0	U	5.0	5.0	1.9	ug/Kg		11/20/20 12:57	1
Toluene	0.80	U	5.0	0.80	0.23	ug/Kg		11/20/20 12:57	1
1,2,3-Trichlorobenzene	3.2	U	5.0	3.2	0.81	ug/Kg		11/20/20 12:57	1
1,1,1-Trichloroethane	5.0	U	5.0	5.0	2.0	ug/Kg		11/20/20 12:57	1
1,1,2-Trichloroethane	3.2	U	5.0	3.2	0.88	ug/Kg		11/20/20 12:57	1
Trichloroethene	5.0	U	5.0	5.0	1.9	ug/Kg		11/20/20 12:57	1
Trichlorofluoromethane	10	U	10	10	3.2	ug/Kg		11/20/20 12:57	1
1,2,4-Trichlorobenzene	1.6	U	5.0	1.6	0.73	ug/Kg		11/20/20 12:57	1
1,2,3-Trichloropropane	0.80	U	5.0	0.80	0.22	ug/Kg		11/20/20 12:57	1
1,2,4-Trimethylbenzene	5.0	U	5.0	5.0	2.3	ug/Kg		11/20/20 12:57	1
1,3,5-Trimethylbenzene	5.0	U	5.0	5.0	2.4	ug/Kg		11/20/20 12:57	1
Vinyl chloride	3.2	U M	5.0	3.2	1.3	ug/Kg		11/20/20 12:57	1
o-Xylene	0.80	U	5.0	0.80	0.27	ug/Kg		11/20/20 12:57	1
m-Xylene & p-Xylene	3.2	U	3.2	3.2	1.0	ug/Kg		11/20/20 12:57	1
2-Chlorotoluene	1.6	U	5.0	1.6	0.51	ug/Kg		11/20/20 12:57	1

Method: 8260B - Volatile Organic Compounds (GC/MS) (Continued)

Lab Sample ID: MB 280-516709/5-A
Matrix: Solid
Analysis Batch: 517668

Client Sample ID: Method Blank
Prep Type: Total/NA
Prep Batch: 516709

Surrogate	MB %Recovery	MB Qualifier	Limits	Prepared	Analyzed	Dil Fac
Toluene-d8 (Surr)	96		85 - 116	11/13/20 17:49	11/20/20 12:57	1
1,2-Dichloroethane-d4 (Surr)	118		71 - 136	11/13/20 17:49	11/20/20 12:57	1
4-Bromofluorobenzene (Surr)	103		79 - 119	11/13/20 17:49	11/20/20 12:57	1
Dibromofluoromethane (Surr)	97		78 - 119	11/13/20 17:49	11/20/20 12:57	1

Lab Sample ID: LCS 280-516709/1-A
Matrix: Solid
Analysis Batch: 517668

Client Sample ID: Lab Control Sample
Prep Type: Total/NA
Prep Batch: 516709

Analyte	Spike Added	LCS Result	LCS Qualifier	Unit	D	%Rec	%Rec. Limits
Acetone	200	251		ug/Kg		126	36 - 164
Benzene	50.0	49.1		ug/Kg		98	77 - 121
Bromobenzene	50.0	48.8		ug/Kg		98	78 - 121
Bromochloromethane	50.0	42.1		ug/Kg		84	78 - 125
Bromodichloromethane	50.0	54.3		ug/Kg		109	75 - 127
Bromoform	50.0	50.8		ug/Kg		102	67 - 132
Bromomethane	50.0	44.8		ug/Kg		90	53 - 143
2-Butanone (MEK)	200	206		ug/Kg		103	51 - 148
n-Butylbenzene	50.0	51.2		ug/Kg		102	70 - 128
sec-Butylbenzene	50.0	45.9		ug/Kg		92	73 - 126
tert-Butylbenzene	50.0	48.2		ug/Kg		96	73 - 125
Carbon disulfide	50.0	43.6		ug/Kg		87	63 - 132
Carbon tetrachloride	50.0	50.0		ug/Kg		100	70 - 135
Chlorobenzene	50.0	46.6		ug/Kg		93	79 - 120
Chloroethane	50.0	48.1		ug/Kg		96	59 - 139
Chloroform	50.0	50.0		ug/Kg		100	78 - 123
Chloromethane	50.0	47.2		ug/Kg		94	50 - 136
4-Chlorotoluene	50.0	44.7		ug/Kg		89	72 - 124
Dibromochloromethane	50.0	47.7		ug/Kg		95	74 - 126
1,2-Dibromo-3-Chloropropane	50.0	48.2		ug/Kg		96	61 - 132
Dichlorodifluoromethane	50.0	45.5		ug/Kg		91	29 - 149
Dibromomethane	50.0	48.1		ug/Kg		96	78 - 125
Ethylene Dibromide	50.0	48.6		ug/Kg		97	78 - 122
1,2-Dichlorobenzene	50.0	48.4		ug/Kg		97	78 - 121
1,3-Dichlorobenzene	50.0	46.1		ug/Kg		92	77 - 121
1,4-Dichlorobenzene	50.0	45.9		ug/Kg		92	75 - 120
1,1-Dichloroethane	50.0	50.3		ug/Kg		101	76 - 125
1,2-Dichloroethane	50.0	54.2		ug/Kg		108	73 - 128
1,1-Dichloroethene	50.0	41.9		ug/Kg		84	70 - 131
cis-1,2-Dichloroethene	50.0	44.8		ug/Kg		90	77 - 123
trans-1,2-Dichloroethene	50.0	45.9		ug/Kg		92	74 - 125
1,2-Dichloropropane	50.0	49.9		ug/Kg		100	76 - 123
1,3-Dichloropropane	50.0	51.1		ug/Kg		102	77 - 121
2,2-Dichloropropane	50.0	55.2		ug/Kg		110	67 - 133
1,1-Dichloropropene	50.0	50.2		ug/Kg		100	76 - 125
cis-1,3-Dichloropropene	50.0	54.2		ug/Kg		108	74 - 126
trans-1,3-Dichloropropene	50.0	53.2		ug/Kg		106	71 - 130
Ethylbenzene	50.0	47.6		ug/Kg		95	76 - 122

Method: 8260B - Volatile Organic Compounds (GC/MS) (Continued)

Lab Sample ID: LCS 280-516709/1-A
Matrix: Solid
Analysis Batch: 517668

Client Sample ID: Lab Control Sample
Prep Type: Total/NA
Prep Batch: 516709

Analyte	Spike Added	LCS Result	LCS Qualifier	Unit	D	%Rec	%Rec. Limits
2-Hexanone	200	223		ug/Kg		111	53 - 145
Hexachlorobutadiene	50.0	54.9		ug/Kg		110	61 - 135
Isopropylbenzene	50.0	50.3		ug/Kg		101	68 - 134
4-Isopropyltoluene	50.0	48.1		ug/Kg		96	73 - 127
Methylene Chloride	50.0	46.9		ug/Kg		94	70 - 128
4-Methyl-2-pentanone (MIBK)	200	231		ug/Kg		115	65 - 135
Methyl tert-butyl ether	50.0	51.6		ug/Kg		103	73 - 125
Naphthalene	50.0	50.8		ug/Kg		102	62 - 129
N-Propylbenzene	50.0	47.5		ug/Kg		95	73 - 125
Styrene	50.0	51.2		ug/Kg		102	76 - 124
1,1,1,2-Tetrachloroethane	50.0	47.1		ug/Kg		94	78 - 125
1,1,2,2-Tetrachloroethane	50.0	48.1		ug/Kg		96	70 - 124
Tetrachloroethene	50.0	47.6		ug/Kg		95	73 - 128
Toluene	50.0	46.7		ug/Kg		93	77 - 121
1,2,3-Trichlorobenzene	50.0	49.3		ug/Kg		99	66 - 130
1,1,1-Trichloroethane	50.0	51.1		ug/Kg		102	73 - 130
1,1,2-Trichloroethane	50.0	47.5		ug/Kg		95	78 - 121
Trichloroethene	50.0	50.2		ug/Kg		100	77 - 123
Trichlorofluoromethane	50.0	63.5		ug/Kg		127	62 - 140
1,2,4-Trichlorobenzene	50.0	50.8		ug/Kg		102	67 - 129
1,2,3-Trichloropropane	50.0	50.6		ug/Kg		101	73 - 125
1,2,4-Trimethylbenzene	50.0	51.1		ug/Kg		102	75 - 123
1,3,5-Trimethylbenzene	50.0	50.9		ug/Kg		102	73 - 124
Vinyl chloride	50.0	50.4		ug/Kg		101	56 - 135
o-Xylene	50.0	47.2		ug/Kg		94	77 - 123
m-Xylene & p-Xylene	50.0	48.7		ug/Kg		97	77 - 124
2-Chlorotoluene	50.0	45.8		ug/Kg		92	75 - 122

Surrogate	*LCS %Recovery*	*LCS Qualifier*	*Limits*
Toluene-d8 (Surr)	*99*		*85 - 116*
1,2-Dichloroethane-d4 (Surr)	*112*		*71 - 136*
4-Bromofluorobenzene (Surr)	*104*		*79 - 119*
Dibromofluoromethane (Surr)	*96*		*78 - 119*

Lab Sample ID: LCSD 280-516709/3-A
Matrix: Solid
Analysis Batch: 517668

Client Sample ID: Lab Control Sample Dup
Prep Type: Total/NA
Prep Batch: 516709

Analyte	Spike Added	LCSD Result	LCSD Qualifier	Unit	D	%Rec	%Rec. Limits	RPD	RPD Limit
Acetone	200	273		ug/Kg		137	36 - 164	8	20
Benzene	50.0	50.0		ug/Kg		100	77 - 121	2	20
Bromobenzene	50.0	48.3		ug/Kg		97	78 - 121	1	20
Bromochloromethane	50.0	44.8		ug/Kg		90	78 - 125	6	20
Bromodichloromethane	50.0	55.2		ug/Kg		110	75 - 127	2	20
Bromoform	50.0	53.2		ug/Kg		106	67 - 132	5	20
Bromomethane	50.0	47.3		ug/Kg		95	53 - 143	5	20
2-Butanone (MEK)	200	219		ug/Kg		110	51 - 148	6	20
n-Butylbenzene	50.0	49.5		ug/Kg		99	70 - 128	4	20

Method: 8260B - Volatile Organic Compounds (GC/MS) (Continued)

Lab Sample ID: LCSD 280-516709/3-A
Matrix: Solid
Analysis Batch: 517668

Client Sample ID: Lab Control Sample Dup
Prep Type: Total/NA
Prep Batch: 516709

Analyte	Spike Added	LCSD Result	LCSD Qualifier	Unit	D	%Rec	%Rec. Limits	RPD	RPD Limit
sec-Butylbenzene	50.0	45.6		ug/Kg		91	73 - 126	1	20
tert-Butylbenzene	50.0	48.1		ug/Kg		96	73 - 125	0	20
Carbon disulfide	50.0	43.0		ug/Kg		86	63 - 132	1	20
Carbon tetrachloride	50.0	51.2		ug/Kg		102	70 - 135	2	20
Chlorobenzene	50.0	46.5		ug/Kg		93	79 - 120	0	20
Chloroethane	50.0	50.0		ug/Kg		100	59 - 139	4	20
Chloroform	50.0	50.8		ug/Kg		102	78 - 123	2	20
Chloromethane	50.0	48.6		ug/Kg		97	50 - 136	3	20
4-Chlorotoluene	50.0	45.0		ug/Kg		90	72 - 124	1	20
Dibromochloromethane	50.0	49.8		ug/Kg		100	74 - 126	4	20
1,2-Dibromo-3-Chloropropane	50.0	52.5		ug/Kg		105	61 - 132	9	20
Dichlorodifluoromethane	50.0	47.5		ug/Kg		95	29 - 149	4	20
Dibromomethane	50.0	50.5		ug/Kg		101	78 - 125	5	20
Ethylene Dibromide	50.0	49.7		ug/Kg		99	78 - 122	2	20
1,2-Dichlorobenzene	50.0	47.6		ug/Kg		95	78 - 121	2	20
1,3-Dichlorobenzene	50.0	46.5		ug/Kg		93	77 - 121	1	20
1,4-Dichlorobenzene	50.0	44.9		ug/Kg		90	75 - 120	2	20
1,1-Dichloroethane	50.0	51.4		ug/Kg		103	76 - 125	2	20
1,2-Dichloroethane	50.0	55.8		ug/Kg		112	73 - 128	3	20
1,1-Dichloroethene	50.0	42.9		ug/Kg		86	70 - 131	2	20
cis-1,2-Dichloroethene	50.0	46.2		ug/Kg		92	77 - 123	3	20
trans-1,2-Dichloroethene	50.0	45.7		ug/Kg		91	74 - 125	0	20
1,2-Dichloropropane	50.0	51.2		ug/Kg		102	76 - 123	3	20
1,3-Dichloropropane	50.0	52.7		ug/Kg		105	77 - 121	3	20
2,2-Dichloropropane	50.0	54.2		ug/Kg		108	67 - 133	2	20
1,1-Dichloropropene	50.0	50.3		ug/Kg		101	76 - 125	0	20
cis-1,3-Dichloropropene	50.0	53.8		ug/Kg		108	74 - 126	1	20
trans-1,3-Dichloropropene	50.0	54.2		ug/Kg		108	71 - 130	2	20
Ethylbenzene	50.0	48.5		ug/Kg		97	76 - 122	2	20
2-Hexanone	200	239		ug/Kg		119	53 - 145	7	20
Hexachlorobutadiene	50.0	52.9		ug/Kg		106	61 - 135	4	20
Isopropylbenzene	50.0	49.6		ug/Kg		99	68 - 134	1	20
4-Isopropyltoluene	50.0	47.1		ug/Kg		94	73 - 127	2	20
Methylene Chloride	50.0	46.7		ug/Kg		93	70 - 128	1	20
4-Methyl-2-pentanone (MIBK)	200	247		ug/Kg		123	65 - 135	7	20
Methyl tert-butyl ether	50.0	53.5		ug/Kg		107	73 - 125	4	20
Naphthalene	50.0	52.5		ug/Kg		105	62 - 129	3	20
N-Propylbenzene	50.0	47.2		ug/Kg		94	73 - 125	1	20
Styrene	50.0	51.7		ug/Kg		103	76 - 124	1	20
1,1,1,2-Tetrachloroethane	50.0	47.9		ug/Kg		96	78 - 125	2	20
1,1,2,2-Tetrachloroethane	50.0	49.1		ug/Kg		98	70 - 124	2	20
Tetrachloroethene	50.0	48.6		ug/Kg		97	73 - 128	2	20
Toluene	50.0	47.6		ug/Kg		95	77 - 121	2	20
1,2,3-Trichlorobenzene	50.0	51.8		ug/Kg		104	66 - 130	5	20
1,1,1-Trichloroethane	50.0	51.5		ug/Kg		103	73 - 130	1	20
1,1,2-Trichloroethane	50.0	48.2		ug/Kg		96	78 - 121	2	20
Trichloroethene	50.0	50.4		ug/Kg		101	77 - 123	0	20
Trichlorofluoromethane	50.0	58.2		ug/Kg		116	62 - 140	9	20
1,2,4-Trichlorobenzene	50.0	52.0		ug/Kg		104	67 - 129	2	20

Method: 8260B - Volatile Organic Compounds (GC/MS) (Continued)

Lab Sample ID: LCSD 280-516709/3-A
Matrix: Solid
Analysis Batch: 517668

Client Sample ID: Lab Control Sample Dup
Prep Type: Total/NA
Prep Batch: 516709

Analyte			Spike Added	LCSD Result	LCSD Qualifier	Unit	D	%Rec	%Rec. Limits	RPD	RPD Limit
1,2,3-Trichloropropane			50.0	53.2		ug/Kg		106	73 - 125	5	20
1,2,4-Trimethylbenzene			50.0	50.1		ug/Kg		100	75 - 123	2	20
1,3,5-Trimethylbenzene			50.0	49.4		ug/Kg		99	73 - 124	3	20
Vinyl chloride			50.0	51.9		ug/Kg		104	56 - 135	3	20
o-Xylene			50.0	48.4		ug/Kg		97	77 - 123	2	20
m-Xylene & p-Xylene			50.0	47.7		ug/Kg		95	77 - 124	2	20
2-Chlorotoluene			50.0	45.5		ug/Kg		91	75 - 122	1	20

Surrogate	*LCSD %Recovery*	*LCSD Qualifier*	*Limits*
Toluene-d8 (Surr)	*99*		*85 - 116*
1,2-Dichloroethane-d4 (Surr)	*115*		*71 - 136*
4-Bromofluorobenzene (Surr)	*104*		*79 - 119*
Dibromofluoromethane (Surr)	*97*		*78 - 119*

Lab Sample ID: MB 280-518118/8
Matrix: Water
Analysis Batch: 518118

Client Sample ID: Method Blank
Prep Type: Total/NA

Analyte	MB Result	MB Qualifier	LOQ	LOD	DL	Unit	D	Analyzed	Dil Fac
Acetone	6.4	U	10	6.4	1.9	ug/L		11/25/20 08:59	1
Benzene	0.40	U	1.0	0.40	0.16	ug/L		11/25/20 08:59	1
Bromobenzene	0.40	U	1.0	0.40	0.17	ug/L		11/25/20 08:59	1
Bromochloromethane	0.20	U	1.0	0.20	0.10	ug/L		11/25/20 08:59	1
Bromodichloromethane	0.40	U	1.0	0.40	0.17	ug/L		11/25/20 08:59	1
Bromoform	1.0	U	1.0	1.0	0.46	ug/L		11/25/20 08:59	1
Bromomethane	0.80	U	2.0	0.80	0.21	ug/L		11/25/20 08:59	1
2-Butanone (MEK)	4.0	U	6.0	4.0	2.0	ug/L		11/25/20 08:59	1
n-Butylbenzene	0.80	U	1.0	0.80	0.14	ug/L		11/25/20 08:59	1
sec-Butylbenzene	0.40	U	1.0	0.40	0.17	ug/L		11/25/20 08:59	1
tert-Butylbenzene	0.40	U	1.0	0.40	0.16	ug/L		11/25/20 08:59	1
Carbon disulfide	0.80	U M	2.0	0.80	0.17	ug/L		11/25/20 08:59	1
Carbon tetrachloride	0.40	U	2.0	0.40	0.19	ug/L		11/25/20 08:59	1
Chlorobenzene	0.40	U	1.0	0.40	0.17	ug/L		11/25/20 08:59	1
Chloroethane	1.6	U	2.0	1.6	0.41	ug/L		11/25/20 08:59	1
Chloroform	0.40	U	1.0	0.40	0.16	ug/L		11/25/20 08:59	1
Chloromethane	0.80	U	2.0	0.80	0.30	ug/L		11/25/20 08:59	1
4-Chlorotoluene	0.80	U	1.0	0.80	0.21	ug/L		11/25/20 08:59	1
Dibromochloromethane	0.40	U	1.0	0.40	0.17	ug/L		11/25/20 08:59	1
1,2-Dibromo-3-Chloropropane	1.6	U	5.0	1.6	0.47	ug/L		11/25/20 08:59	1
Dichlorodifluoromethane	0.80	U	2.0	0.80	0.31	ug/L		11/25/20 08:59	1
Dibromomethane	0.40	U	1.0	0.40	0.17	ug/L		11/25/20 08:59	1
Ethylene Dibromide	0.40	U	1.0	0.40	0.18	ug/L		11/25/20 08:59	1
1,2-Dichlorobenzene	0.40	U	1.0	0.40	0.15	ug/L		11/25/20 08:59	1
1,3-Dichlorobenzene	0.40	U	1.0	0.40	0.13	ug/L		11/25/20 08:59	1
1,4-Dichlorobenzene	0.40	U	1.0	0.40	0.16	ug/L		11/25/20 08:59	1
1,1-Dichloroethane	0.80	U	1.0	0.80	0.22	ug/L		11/25/20 08:59	1
1,2-Dichloroethane	0.40	U	1.0	0.40	0.13	ug/L		11/25/20 08:59	1
1,1-Dichloroethene	0.80	U	1.0	0.80	0.23	ug/L		11/25/20 08:59	1

Method: 8260B - Volatile Organic Compounds (GC/MS) (Continued)

Lab Sample ID: MB 280-518118/8
Matrix: Water
Analysis Batch: 518118

Client Sample ID: Method Blank
Prep Type: Total/NA

Analyte	MB Result	MB Qualifier	LOQ	LOD	DL	Unit	D	Analyzed	Dil Fac
1,2-Dichloroethene, Total	0.40	U	1.0	0.40	0.15	ug/L		11/25/20 08:59	1
cis-1,2-Dichloroethene	0.40	U	1.0	0.40	0.15	ug/L		11/25/20 08:59	1
trans-1,2-Dichloroethene	0.40	U	1.0	0.40	0.15	ug/L		11/25/20 08:59	1
1,2-Dichloropropane	0.40	U M	1.0	0.40	0.18	ug/L		11/25/20 08:59	1
1,3-Dichloropropane	0.20	U	1.0	0.20	0.090	ug/L		11/25/20 08:59	1
2,2-Dichloropropane	0.80	U	1.0	0.80	0.38	ug/L		11/25/20 08:59	1
1,1-Dichloropropene	0.40	U	1.0	0.40	0.19	ug/L		11/25/20 08:59	1
cis-1,3-Dichloropropene	0.40	U	1.0	0.40	0.16	ug/L		11/25/20 08:59	1
trans-1,3-Dichloropropene	0.40	U	1.0	0.40	0.19	ug/L		11/25/20 08:59	1
Ethylbenzene	0.40	U	1.0	0.40	0.16	ug/L		11/25/20 08:59	1
2-Hexanone	4.0	U	5.0	4.0	1.7	ug/L		11/25/20 08:59	1
Hexachlorobutadiene	0.80	U	1.0	0.80	0.36	ug/L		11/25/20 08:59	1
Isopropylbenzene	0.40	U	1.0	0.40	0.19	ug/L		11/25/20 08:59	1
4-Isopropyltoluene	0.40	U	1.0	0.40	0.20	ug/L		11/25/20 08:59	1
Methylene Chloride	2.0	U	5.0	2.0	0.94	ug/L		11/25/20 08:59	1
4-Methyl-2-pentanone (MIBK)	3.2	U	5.0	3.2	0.98	ug/L		11/25/20 08:59	1
Methyl tert-butyl ether	0.80	U	5.0	0.80	0.25	ug/L		11/25/20 08:59	1
Naphthalene	0.80	U	1.0	0.80	0.22	ug/L		11/25/20 08:59	1
N-Propylbenzene	0.40	U	1.0	0.40	0.16	ug/L		11/25/20 08:59	1
Styrene	0.80	U	1.0	0.80	0.36	ug/L		11/25/20 08:59	1
1,1,1,2-Tetrachloroethane	0.80	U	1.0	0.80	0.21	ug/L		11/25/20 08:59	1
1,1,2,2-Tetrachloroethane	0.80	U	1.0	0.80	0.21	ug/L		11/25/20 08:59	1
Tetrachloroethene	0.40	U	1.0	0.40	0.20	ug/L		11/25/20 08:59	1
Toluene	0.40	U	1.0	0.40	0.17	ug/L		11/25/20 08:59	1
1,2,3-Trichlorobenzene	0.80	U	1.0	0.80	0.21	ug/L		11/25/20 08:59	1
1,1,1-Trichloroethane	0.40	U	1.0	0.40	0.16	ug/L		11/25/20 08:59	1
1,1,2-Trichloroethane	0.80	U	1.0	0.80	0.27	ug/L		11/25/20 08:59	1
Trichloroethene	0.40	U	1.0	0.40	0.16	ug/L		11/25/20 08:59	1
Trichlorofluoromethane	0.80	U	2.0	0.80	0.29	ug/L		11/25/20 08:59	1
1,2,4-Trichlorobenzene	0.80	U	1.0	0.80	0.21	ug/L		11/25/20 08:59	1
1,2,3-Trichloropropane	0.80	U	3.0	0.80	0.33	ug/L		11/25/20 08:59	1
1,2,4-Trimethylbenzene	0.40	U	1.0	0.40	0.15	ug/L		11/25/20 08:59	1
1,3,5-Trimethylbenzene	0.40	U	1.0	0.40	0.16	ug/L		11/25/20 08:59	1
Vinyl chloride	0.20	U	1.5	0.20	0.10	ug/L		11/25/20 08:59	1
o-Xylene	0.40	U	1.0	0.40	0.19	ug/L		11/25/20 08:59	1
m-Xylene & p-Xylene	0.80	U	2.0	0.80	0.15	ug/L		11/25/20 08:59	1
2-Chlorotoluene	0.40	U	1.0	0.40	0.17	ug/L		11/25/20 08:59	1

Surrogate	*MB %Recovery*	*MB Qualifier*	*Limits*	*Prepared*	*Analyzed*	*Dil Fac*
Toluene-d8 (Surr)	*100*		*89 - 112*		*11/25/20 08:59*	*1*
1,2-Dichloroethane-d4 (Surr)	*98*		*81 - 118*		*11/25/20 08:59*	*1*
4-Bromofluorobenzene (Surr)	*98*		*85 - 114*		*11/25/20 08:59*	*1*
Dibromofluoromethane (Surr)	*95*		*80 - 119*		*11/25/20 08:59*	*1*

Method: 8260B - Volatile Organic Compounds (GC/MS) (Continued)

Lab Sample ID: LCS 280-518118/4
Matrix: Water
Analysis Batch: 518118

Client Sample ID: Lab Control Sample
Prep Type: Total/NA

Analyte	Spike Added	LCS Result	LCS Qualifier	Unit	D	%Rec	%Rec. Limits
Acetone	200	208		ug/L		104	39 - 160
Benzene	50.0	55.8		ug/L		112	79 - 120
Bromobenzene	50.0	54.1		ug/L		108	80 - 120
Bromochloromethane	50.0	50.9		ug/L		102	78 - 123
Bromodichloromethane	50.0	48.2		ug/L		96	79 - 125
Bromoform	50.0	61.6		ug/L		123	66 - 130
Bromomethane	50.0	61.2		ug/L		122	53 - 141
2-Butanone (MEK)	200	214		ug/L		107	56 - 143
n-Butylbenzene	50.0	56.3		ug/L		113	75 - 128
sec-Butylbenzene	50.0	54.2		ug/L		108	77 - 126
tert-Butylbenzene	50.0	53.0		ug/L		106	78 - 124
Carbon disulfide	50.0	52.9		ug/L		106	64 - 133
Carbon tetrachloride	50.0	53.5		ug/L		107	72 - 136
Chlorobenzene	50.0	56.5		ug/L		113	82 - 118
Chloroethane	50.0	54.1		ug/L		108	60 - 138
Chloroform	50.0	57.3		ug/L		115	79 - 124
Chloromethane	50.0	51.0		ug/L		102	50 - 139
4-Chlorotoluene	50.0	56.5		ug/L		113	78 - 122
Dibromochloromethane	50.0	54.9		ug/L		110	74 - 126
1,2-Dibromo-3-Chloropropane	50.0	50.0		ug/L		100	62 - 128
Dichlorodifluoromethane	50.0	48.0		ug/L		96	32 - 152
Dibromomethane	50.0	54.0		ug/L		108	79 - 123
Ethylene Dibromide	50.0	54.2		ug/L		108	77 - 121
1,2-Dichlorobenzene	50.0	55.7		ug/L		111	80 - 119
1,3-Dichlorobenzene	50.0	55.7		ug/L		111	80 - 119
1,4-Dichlorobenzene	50.0	55.7		ug/L		111	79 - 118
1,1-Dichloroethane	50.0	56.8		ug/L		114	77 - 125
1,2-Dichloroethane	50.0	52.6		ug/L		105	73 - 128
1,1-Dichloroethene	50.0	52.6		ug/L		105	71 - 131
cis-1,2-Dichloroethene	50.0	54.8		ug/L		110	78 - 123
trans-1,2-Dichloroethene	50.0	52.7		ug/L		105	75 - 124
1,2-Dichloropropane	50.0	49.4		ug/L		99	78 - 122
1,3-Dichloropropane	50.0	51.3		ug/L		103	80 - 119
2,2-Dichloropropane	50.0	52.9		ug/L		106	60 - 139
1,1-Dichloropropene	50.0	52.5		ug/L		105	79 - 125
cis-1,3-Dichloropropene	50.0	57.6		ug/L		115	75 - 124
trans-1,3-Dichloropropene	50.0	46.1		ug/L		92	73 - 127
Ethylbenzene	50.0	58.6		ug/L		117	79 - 121
2-Hexanone	200	221		ug/L		110	57 - 139
Hexachlorobutadiene	50.0	60.3		ug/L		121	66 - 134
Isopropylbenzene	50.0	51.6		ug/L		103	72 - 131
4-Isopropyltoluene	50.0	55.1		ug/L		110	77 - 127
Methylene Chloride	50.0	52.9		ug/L		106	74 - 124
4-Methyl-2-pentanone (MIBK)	200	212		ug/L		106	67 - 130
Methyl tert-butyl ether	50.0	52.6		ug/L		105	71 - 124
Naphthalene	50.0	52.4		ug/L		105	61 - 128
N-Propylbenzene	50.0	52.3		ug/L		105	76 - 126
Styrene	50.0	59.0		ug/L		118	78 - 123

Method: 8260B - Volatile Organic Compounds (GC/MS) (Continued)

Lab Sample ID: LCS 280-518118/4
Matrix: Water
Analysis Batch: 518118

Client Sample ID: Lab Control Sample
Prep Type: Total/NA

Analyte	Spike Added	LCS Result	LCS Qualifier	Unit	D	%Rec	%Rec. Limits
1,1,1,2-Tetrachloroethane	50.0	54.5		ug/L		109	78 - 124
1,1,2,2-Tetrachloroethane	50.0	53.3		ug/L		107	71 - 121
Tetrachloroethene	50.0	54.3		ug/L		109	74 - 129
Toluene	50.0	57.7		ug/L		115	80 - 121
1,2,3-Trichlorobenzene	50.0	56.9		ug/L		114	69 - 129
1,1,1-Trichloroethane	50.0	52.6		ug/L		105	74 - 131
1,1,2-Trichloroethane	50.0	52.8		ug/L		106	80 - 119
Trichloroethene	50.0	52.2		ug/L		104	79 - 123
Trichlorofluoromethane	50.0	48.6		ug/L		97	65 - 141
1,2,4-Trichlorobenzene	50.0	58.4		ug/L		117	69 - 130
1,2,3-Trichloropropane	50.0	55.6		ug/L		111	73 - 122
1,2,4-Trimethylbenzene	50.0	56.9		ug/L		114	76 - 124
1,3,5-Trimethylbenzene	50.0	58.2		ug/L		116	75 - 124
Vinyl chloride	50.0	47.5		ug/L		95	58 - 137
o-Xylene	50.0	58.1		ug/L		116	78 - 122
m-Xylene & p-Xylene	50.0	59.4		ug/L		119	80 - 121
2-Chlorotoluene	50.0	56.8		ug/L		114	79 - 122

Surrogate	*LCS %Recovery*	*LCS Qualifier*	*Limits*
Toluene-d8 (Surr)	*100*		*89 - 112*
1,2-Dichloroethane-d4 (Surr)	*95*		*81 - 118*
4-Bromofluorobenzene (Surr)	*95*		*85 - 114*
Dibromofluoromethane (Surr)	*101*		*80 - 119*

Lab Sample ID: LCSD 280-518118/5
Matrix: Water
Analysis Batch: 518118

Client Sample ID: Lab Control Sample Dup
Prep Type: Total/NA

Analyte	Spike Added	LCSD Result	LCSD Qualifier	Unit	D	%Rec	%Rec. Limits	RPD	RPD Limit
Acetone	200	212		ug/L		106	39 - 160	2	20
Benzene	50.0	55.1		ug/L		110	79 - 120	1	20
Bromobenzene	50.0	53.4		ug/L		107	80 - 120	1	20
Bromochloromethane	50.0	51.3		ug/L		103	78 - 123	1	20
Bromodichloromethane	50.0	48.8		ug/L		98	79 - 125	1	20
Bromoform	50.0	60.4		ug/L		121	66 - 130	2	20
Bromomethane	50.0	54.9		ug/L		110	53 - 141	11	20
2-Butanone (MEK)	200	221		ug/L		110	56 - 143	3	20
n-Butylbenzene	50.0	50.5		ug/L		101	75 - 128	11	20
sec-Butylbenzene	50.0	50.8		ug/L		102	77 - 126	6	20
tert-Butylbenzene	50.0	50.1		ug/L		100	78 - 124	6	20
Carbon disulfide	50.0	51.4		ug/L		103	64 - 133	3	20
Carbon tetrachloride	50.0	52.2		ug/L		104	72 - 136	2	20
Chlorobenzene	50.0	54.7		ug/L		109	82 - 118	3	20
Chloroethane	50.0	46.3		ug/L		93	60 - 138	16	20
Chloroform	50.0	57.0		ug/L		114	79 - 124	0	20
Chloromethane	50.0	43.9		ug/L		88	50 - 139	15	20
4-Chlorotoluene	50.0	53.2		ug/L		106	78 - 122	6	20
Dibromochloromethane	50.0	53.4		ug/L		107	74 - 126	3	20

Method: 8260B - Volatile Organic Compounds (GC/MS) (Continued)

Lab Sample ID: LCSD 280-518118/5
Matrix: Water
Analysis Batch: 518118

Client Sample ID: Lab Control Sample Dup
Prep Type: Total/NA

Analyte	Spike Added	LCSD Result	LCSD Qualifier	Unit	D	%Rec	%Rec. Limits	RPD	RPD Limit
1,2-Dibromo-3-Chloropropane	50.0	48.6		ug/L		97	62 - 128	3	20
Dichlorodifluoromethane	50.0	39.5		ug/L		79	32 - 152	19	20
Dibromomethane	50.0	55.1		ug/L		110	79 - 123	2	20
Ethylene Dibromide	50.0	54.6		ug/L		109	77 - 121	1	20
1,2-Dichlorobenzene	50.0	53.9		ug/L		108	80 - 119	3	20
1,3-Dichlorobenzene	50.0	53.1		ug/L		106	80 - 119	5	20
1,4-Dichlorobenzene	50.0	54.0		ug/L		108	79 - 118	3	20
1,1-Dichloroethane	50.0	56.4		ug/L		113	77 - 125	1	20
1,2-Dichloroethane	50.0	53.8		ug/L		108	73 - 128	2	20
1,1-Dichloroethene	50.0	51.4		ug/L		103	71 - 131	2	20
cis-1,2-Dichloroethene	50.0	55.8		ug/L		112	78 - 123	2	20
trans-1,2-Dichloroethene	50.0	51.3		ug/L		103	75 - 124	3	20
1,2-Dichloropropane	50.0	49.5		ug/L		99	78 - 122	0	20
1,3-Dichloropropane	50.0	52.0		ug/L		104	80 - 119	1	20
2,2-Dichloropropane	50.0	51.2		ug/L		102	60 - 139	3	20
1,1-Dichloropropene	50.0	50.6		ug/L		101	79 - 125	4	20
cis-1,3-Dichloropropene	50.0	55.9		ug/L		112	75 - 124	3	20
trans-1,3-Dichloropropene	50.0	46.9		ug/L		94	73 - 127	2	20
Ethylbenzene	50.0	56.2		ug/L		112	79 - 121	4	20
2-Hexanone	200	224		ug/L		112	57 - 139	1	20
Hexachlorobutadiene	50.0	53.3		ug/L		107	66 - 134	12	20
Isopropylbenzene	50.0	48.3		ug/L		97	72 - 131	7	20
4-Isopropyltoluene	50.0	51.6		ug/L		103	77 - 127	7	20
Methylene Chloride	50.0	52.7		ug/L		105	74 - 124	0	20
4-Methyl-2-pentanone (MIBK)	200	223		ug/L		111	67 - 130	5	20
Methyl tert-butyl ether	50.0	54.1		ug/L		108	71 - 124	3	20
Naphthalene	50.0	50.7		ug/L		101	61 - 128	3	20
N-Propylbenzene	50.0	49.6		ug/L		99	76 - 126	5	20
Styrene	50.0	57.8		ug/L		116	78 - 123	2	20
1,1,1,2-Tetrachloroethane	50.0	53.3		ug/L		107	78 - 124	2	20
1,1,2,2-Tetrachloroethane	50.0	52.3		ug/L		105	71 - 121	2	20
Tetrachloroethene	50.0	52.2		ug/L		104	74 - 129	4	20
Toluene	50.0	56.9		ug/L		114	80 - 121	1	20
1,2,3-Trichlorobenzene	50.0	54.6		ug/L		109	69 - 129	4	20
1,1,1-Trichloroethane	50.0	50.9		ug/L		102	74 - 131	3	20
1,1,2-Trichloroethane	50.0	54.7		ug/L		109	80 - 119	4	20
Trichloroethene	50.0	50.2		ug/L		100	79 - 123	4	20
Trichlorofluoromethane	50.0	40.7		ug/L		81	65 - 141	18	20
1,2,4-Trichlorobenzene	50.0	54.1		ug/L		108	69 - 130	8	20
1,2,3-Trichloropropane	50.0	54.6		ug/L		109	73 - 122	2	20
1,2,4-Trimethylbenzene	50.0	53.6		ug/L		107	76 - 124	6	20
1,3,5-Trimethylbenzene	50.0	55.1		ug/L		110	75 - 124	6	20
Vinyl chloride	50.0	40.4		ug/L		81	58 - 137	16	20
o-Xylene	50.0	56.6		ug/L		113	78 - 122	3	20
m-Xylene & p-Xylene	50.0	57.1		ug/L		114	80 - 121	4	20
2-Chlorotoluene	50.0	54.1		ug/L		108	79 - 122	5	20

Method: 8260B - Volatile Organic Compounds (GC/MS) (Continued)

Lab Sample ID: LCSD 280-518118/5
Matrix: Water
Analysis Batch: 518118

Client Sample ID: Lab Control Sample Dup
Prep Type: Total/NA

Surrogate	*LCSD %Recovery*	*LCSD Qualifier*	*Limits*
Toluene-d8 (Surr)	*99*		*89 - 112*
1,2-Dichloroethane-d4 (Surr)	*103*		*81 - 118*
4-Bromofluorobenzene (Surr)	*94*		*85 - 114*
Dibromofluoromethane (Surr)	*104*		*80 - 119*

Method: 8015D GRO - Gasoline Range Organics (GRO)

Lab Sample ID: MB 280-517885/5
Matrix: Water
Analysis Batch: 517885

Client Sample ID: Method Blank
Prep Type: Total/NA

Analyte	MB Result	MB Qualifier	LOQ	LOD	DL	Unit	D	Analyzed	Dil Fac
Gasoline Range Organics (GRO)-C6-C10	25	U	25	25	10	ug/L		11/23/20 19:31	1

Surrogate	*MB %Recovery*	*MB Qualifier*	*Limits*	*Prepared*	*Analyzed*	*Dil Fac*
a,a,a-Trifluorotoluene	*93*		*82 - 110*		*11/23/20 19:31*	*1*

Lab Sample ID: LCS 280-517885/3
Matrix: Water
Analysis Batch: 517885

Client Sample ID: Lab Control Sample
Prep Type: Total/NA

Analyte	Spike Added	LCS Result	LCS Qualifier	Unit	D	%Rec	%Rec. Limits
Gasoline Range Organics (GRO)-C6-C10	76.9	81.8		ug/L		106	78 - 122

Surrogate	*LCS %Recovery*	*LCS Qualifier*	*Limits*
a,a,a-Trifluorotoluene	*97*		*82 - 110*

Lab Sample ID: LCSD 280-517885/4
Matrix: Water
Analysis Batch: 517885

Client Sample ID: Lab Control Sample Dup
Prep Type: Total/NA

Analyte	Spike Added	LCSD Result	LCSD Qualifier	Unit	D	%Rec	%Rec. Limits	RPD	RPD Limit
Gasoline Range Organics (GRO)-C6-C10	76.9	74.0		ug/L		96	78 - 122	10	30

Surrogate	*LCSD %Recovery*	*LCSD Qualifier*	*Limits*
a,a,a-Trifluorotoluene	*90*		*82 - 110*

Lab Sample ID: MB 280-518074/3-A
Matrix: Solid
Analysis Batch: 517733

Client Sample ID: Method Blank
Prep Type: Total/NA
Prep Batch: 518074

Analyte	MB Result	MB Qualifier	LOQ	LOD	DL	Unit	D	Analyzed	Dil Fac
Gasoline Range Organics (GRO)-C6-C10	2.0	U	2.0	2.0	0.76	mg/Kg		11/22/20 14:39	1

Surrogate	*MB %Recovery*	*MB Qualifier*	*Limits*	*Prepared*	*Analyzed*	*Dil Fac*
a,a,a-Trifluorotoluene (Surr)	*97*		*77 - 123*	*11/13/20 19:15*	*11/22/20 14:39*	*1*

Method: 8015D GRO - Gasoline Range Organics (GRO)

Lab Sample ID: LCS 280-518074/1-A — **Client Sample ID: Lab Control Sample**
Matrix: Solid — **Prep Type: Total/NA**
Analysis Batch: 517733 — **Prep Batch: 518074**

Analyte	Spike Added	LCS Result	LCS Qualifier	Unit	D	%Rec	%Rec. Limits
Gasoline Range Organics (GRO)-C6-C10	8.54	8.09		mg/Kg		95	79 - 122

Surrogate	LCS %Recovery	LCS Qualifier	Limits
a,a,a-Trifluorotoluene (Surr)	103		77 - 123

Lab Sample ID: LCSD 280-518074/2-A — **Client Sample ID: Lab Control Sample Dup**
Matrix: Solid — **Prep Type: Total/NA**
Analysis Batch: 517733 — **Prep Batch: 518074**

Analyte	Spike Added	LCSD Result	LCSD Qualifier	Unit	D	%Rec	%Rec. Limits	RPD	RPD Limit
Gasoline Range Organics (GRO)-C6-C10	8.54	8.05		mg/Kg		94	79 - 122	0	30

Surrogate	LCSD %Recovery	LCSD Qualifier	Limits
a,a,a-Trifluorotoluene (Surr)	101		77 - 123

Method: 8015D DRO - Diesel Range Organics (DRO) (GC)

Lab Sample ID: MB 280-517288/1-A — **Client Sample ID: Method Blank**
Matrix: Solid — **Prep Type: Total/NA**
Analysis Batch: 518953 — **Prep Batch: 517288**

Analyte	MB Result	MB Qualifier	LOQ	LOD	DL	Unit	D	Analyzed	Dil Fac
Diesel Range Organics [C10-C28]	8.0	U	8.0	8.0	3.6	mg/Kg		12/03/20 04:27	1
Motor Oil (C20-C38)	23	U	24	23	7.8	mg/Kg		12/03/20 04:27	1

Surrogate	MB %Recovery	MB Qualifier	Limits	Prepared	Analyzed	Dil Fac
o-Terphenyl (Surr)	71		45 - 130	11/19/20 11:33	12/03/20 04:27	1
n-Octacosane	85		25 - 162	11/19/20 11:33	12/03/20 04:27	1

Lab Sample ID: LCS 280-517288/2-A — **Client Sample ID: Lab Control Sample**
Matrix: Solid — **Prep Type: Total/NA**
Analysis Batch: 518953 — **Prep Batch: 517288**

Analyte	Spike Added	LCS Result	LCS Qualifier	Unit	D	%Rec	%Rec. Limits
Diesel Range Organics [C10-C28]	132	74.6		mg/Kg		56	38 - 132

Surrogate	LCS %Recovery	LCS Qualifier	Limits
o-Terphenyl (Surr)	64		45 - 130
n-Octacosane	68		25 - 162

Method: 8015D DRO - Diesel Range Organics (DRO) (GC) (Continued)

Lab Sample ID: LCS 280-517288/3-A — **Client Sample ID: Lab Control Sample**
Matrix: Solid — **Prep Type: Total/NA**
Analysis Batch: 518953 — **Prep Batch: 517288**

Analyte			Spike Added	LCS Result	LCS Qualifier	Unit	D	%Rec	%Rec. Limits		
Motor Oil (C20-C38)			334	250		mg/Kg		75	39 - 106		

Surrogate	*LCS %Recovery*	*LCS Qualifier*	*Limits*
o-Terphenyl (Surr)	*77*		*45 - 130*
n-Octacosane	*94*		*25 - 162*

Lab Sample ID: 280-142782-6 MS — **Client Sample ID: P-106V3-121120-280.5**
Matrix: Solid — **Prep Type: Total/NA**
Analysis Batch: 518953 — **Prep Batch: 517288**

Analyte	Sample Result	Sample Qualifier	Spike Added	MS Result	MS Qualifier	Unit	D	%Rec	%Rec. Limits		
Diesel Range Organics [C10-C28]	8.5	U	138	84.4		mg/Kg	☼	61	38 - 132		

Surrogate	*MS %Recovery*	*MS Qualifier*	*Limits*
o-Terphenyl (Surr)	*62*		*45 - 130*
n-Octacosane	*66*		*25 - 162*

Lab Sample ID: 280-142782-6 MS — **Client Sample ID: P-106V3-121120-280.5**
Matrix: Solid — **Prep Type: Total/NA**
Analysis Batch: 518953 — **Prep Batch: 517288**

Analyte	Sample Result	Sample Qualifier	Spike Added	MS Result	MS Qualifier	Unit	D	%Rec	%Rec. Limits		
Motor Oil (C20-C38)	25	U	352	227		mg/Kg	☼	64	45 - 130		

Surrogate	*MS %Recovery*	*MS Qualifier*	*Limits*
o-Terphenyl (Surr)	*58*		*45 - 130*
n-Octacosane	*81*		*25 - 162*

Lab Sample ID: 280-142782-6 MSD — **Client Sample ID: P-106V3-121120-280.5**
Matrix: Solid — **Prep Type: Total/NA**
Analysis Batch: 518953 — **Prep Batch: 517288**

Analyte	Sample Result	Sample Qualifier	Spike Added	MSD Result	MSD Qualifier	Unit	D	%Rec	%Rec. Limits	RPD	RPD Limit
Diesel Range Organics [C10-C28]	8.5	U	147	80.8		mg/Kg	☼	55	38 - 132	4	30

Surrogate	*MSD %Recovery*	*MSD Qualifier*	*Limits*
o-Terphenyl (Surr)	*65*		*45 - 130*
n-Octacosane	*68*		*25 - 162*

Lab Sample ID: 280-142782-6 MSD — **Client Sample ID: P-106V3-121120-280.5**
Matrix: Solid — **Prep Type: Total/NA**
Analysis Batch: 518953 — **Prep Batch: 517288**

Analyte	Sample Result	Sample Qualifier	Spike Added	MSD Result	MSD Qualifier	Unit	D	%Rec	%Rec. Limits	RPD	RPD Limit
Motor Oil (C20-C38)	25	U	357	263		mg/Kg	☼	74	45 - 130	15	30

Method: 8015D DRO - Diesel Range Organics (DRO) (GC) (Continued)

Lab Sample ID: 280-142782-6 MSD
Matrix: Solid
Analysis Batch: 518953

Client Sample ID: P-106V3-121120-280.5
Prep Type: Total/NA
Prep Batch: 517288

Surrogate	*MSD %Recovery*	*MSD Qualifier*	*Limits*
o-Terphenyl (Surr)	*68*		*45 - 130*
n-Octacosane	*94*		*25 - 162*

Lab Sample ID: MB 280-518122/1-A
Matrix: Solid
Analysis Batch: 518953

Client Sample ID: Method Blank
Prep Type: Total/NA
Prep Batch: 518122

Analyte	MB Result	MB Qualifier	LOQ	LOD	DL	Unit	D	Analyzed	Dil Fac
Diesel Range Organics [C10-C28]	8.0	U	8.0	8.0	3.6	mg/Kg		12/03/20 00:02	1
Motor Oil (C20-C38)	23	U	24	23	7.8	mg/Kg		12/03/20 00:02	1

Surrogate	*MB %Recovery*	*MB Qualifier*	*Limits*	*Prepared*	*Analyzed*	*Dil Fac*
o-Terphenyl (Surr)	*61*		*45 - 130*	*11/25/20 10:59*	*12/03/20 00:02*	*1*
n-Octacosane	*77*		*25 - 162*	*11/25/20 10:59*	*12/03/20 00:02*	*1*

Lab Sample ID: LCS 280-518122/2-A
Matrix: Solid
Analysis Batch: 518953

Client Sample ID: Lab Control Sample
Prep Type: Total/NA
Prep Batch: 518122

Analyte	Spike Added	LCS Result	LCS Qualifier	Unit	D	%Rec	%Rec. Limits
Diesel Range Organics [C10-C28]	132	85.9		mg/Kg		65	38 - 132

Surrogate	*LCS %Recovery*	*LCS Qualifier*	*Limits*
o-Terphenyl (Surr)	*70*		*45 - 130*
n-Octacosane	*74*		*25 - 162*

Lab Sample ID: LCS 280-518122/3-A
Matrix: Solid
Analysis Batch: 518953

Client Sample ID: Lab Control Sample
Prep Type: Total/NA
Prep Batch: 518122

Analyte	Spike Added	LCS Result	LCS Qualifier	Unit	D	%Rec	%Rec. Limits
Motor Oil (C20-C38)	334	267		mg/Kg		80	39 - 106

Surrogate	*LCS %Recovery*	*LCS Qualifier*	*Limits*
o-Terphenyl (Surr)	*78*		*45 - 130*
n-Octacosane	*91*		*25 - 162*

Lab Sample ID: 280-142785-2 MS
Matrix: Solid
Analysis Batch: 518953

Client Sample ID: P-106V3-121120-290
Prep Type: Total/NA
Prep Batch: 518122

Analyte	Sample Result	Sample Qualifier	Spike Added	MS Result	MS Qualifier	Unit	D	%Rec	%Rec. Limits
Diesel Range Organics [C10-C28]	7.6	U	121	76.3		mg/Kg	☼	63	38 - 132

Surrogate	*MS %Recovery*	*MS Qualifier*	*Limits*
o-Terphenyl (Surr)	*63*		*45 - 130*

Method: 8015D DRO - Diesel Range Organics (DRO) (GC) (Continued)

Lab Sample ID: 280-142785-2 MS — **Client Sample ID: P-106V3-121120-290**
Matrix: Solid — **Prep Type: Total/NA**
Analysis Batch: 518953 — **Prep Batch: 518122**

Surrogate	*MS %Recovery*	*MS Qualifier*	*Limits*
n-Octacosane	*67*		*25 - 162*

Lab Sample ID: 280-142785-2 MSD — **Client Sample ID: P-106V3-121120-290**
Matrix: Solid — **Prep Type: Total/NA**
Analysis Batch: 518953 — **Prep Batch: 518122**

Analyte	Sample Result	Sample Qualifier	Spike Added	MSD Result	MSD Qualifier	Unit	D	%Rec	%Rec. Limits	RPD	RPD Limit
Diesel Range Organics [C10-C28]	7.6	U	125	89.6		mg/Kg	☼	72	38 - 132	16	30

Surrogate	*MSD %Recovery*	*MSD Qualifier*	*Limits*
o-Terphenyl (Surr)	*67*		*45 - 130*
n-Octacosane	*74*		*25 - 162*

Lab Sample ID: 280-142785-4 MS — **Client Sample ID: P-106V3-121120-300**
Matrix: Solid — **Prep Type: Total/NA**
Analysis Batch: 518953 — **Prep Batch: 518122**

Analyte	Sample Result	Sample Qualifier	Spike Added	MS Result	MS Qualifier	Unit	D	%Rec	%Rec. Limits		
Motor Oil (C20-C38)	21	U	309	220		mg/Kg	☼	71	45 - 130		

Surrogate	*MS %Recovery*	*MS Qualifier*	*Limits*
o-Terphenyl (Surr)	*63*		*45 - 130*
n-Octacosane	*86*		*25 - 162*

Lab Sample ID: 280-142785-4 MSD — **Client Sample ID: P-106V3-121120-300**
Matrix: Solid — **Prep Type: Total/NA**
Analysis Batch: 518953 — **Prep Batch: 518122**

Analyte	Sample Result	Sample Qualifier	Spike Added	MSD Result	MSD Qualifier	Unit	D	%Rec	%Rec. Limits	RPD	RPD Limit
Motor Oil (C20-C38)	21	U	323	218		mg/Kg	☼	68	45 - 130	1	30

Surrogate	*MSD %Recovery*	*MSD Qualifier*	*Limits*
o-Terphenyl (Surr)	*60*		*45 - 130*
n-Octacosane	*78*		*25 - 162*

Method: Moisture - Percent Moisture

Lab Sample ID: 280-142782-6 DU — **Client Sample ID: P-106V3-121120-280.5**
Matrix: Solid — **Prep Type: Total/NA**
Analysis Batch: 517058

Analyte	Sample Result	Sample Qualifier		DU Result	DU Qualifier	Unit	D			RPD	RPD Limit
Percent Moisture	11.6			9.5		%				20	20

QC Association Summary

Client: EA Engineering, Science, and Technology
Project/Site: Kirtland AFB Vadose Zone Coring

Job ID: 280-142782-1

GC/MS VOA

Prep Batch: 516709

Lab Sample ID	Client Sample ID	Prep Type	Matrix	Method	Prep Batch
280-142782-1 - DL	V-106V3-121120-270	Total/NA	Solid	5035	
280-142782-1	V-106V3-121120-270	Total/NA	Solid	5035	
280-142782-3 - DL2	V-106V3-121120-271	Total/NA	Solid	5035	
280-142782-3 - DL	V-106V3-121120-271	Total/NA	Solid	5035	
280-142782-3	V-106V3-121120-271	Total/NA	Solid	5035	
280-142782-5 - DL	V-106V3-121120-280.5	Total/NA	Solid	5035	
280-142782-5	V-106V3-121120-280.5	Total/NA	Solid	5035	
280-142785-1	V-106V3-121120-290	Total/NA	Solid	5035	
280-142785-1 - RA	V-106V3-121120-290	Total/NA	Solid	5035	
280-142785-3 - RA	V-106V3-121120-300	Total/NA	Solid	5035	
280-142785-3	V-106V3-121120-300	Total/NA	Solid	5035	
280-142785-5	V-106V3-121125-300	Total/NA	Solid	5035	
280-142785-5 - RA	V-106V3-121125-300	Total/NA	Solid	5035	
MB 280-516709/27-A	Method Blank	Total/NA	Solid	5035	
MB 280-516709/5-A	Method Blank	Total/NA	Solid	5035	
LCS 280-516709/1-A	Lab Control Sample	Total/NA	Solid	5035	
LCSD 280-516709/3-A	Lab Control Sample Dup	Total/NA	Solid	5035	

Analysis Batch: 517668

Lab Sample ID	Client Sample ID	Prep Type	Matrix	Method	Prep Batch
280-142782-1	V-106V3-121120-270	Total/NA	Solid	8260B	516709
280-142782-3	V-106V3-121120-271	Total/NA	Solid	8260B	516709
280-142782-5	V-106V3-121120-280.5	Total/NA	Solid	8260B	516709
280-142785-1	V-106V3-121120-290	Total/NA	Solid	8260B	516709
280-142785-3	V-106V3-121120-300	Total/NA	Solid	8260B	516709
280-142785-5	V-106V3-121125-300	Total/NA	Solid	8260B	516709
MB 280-516709/5-A	Method Blank	Total/NA	Solid	8260B	516709
LCS 280-516709/1-A	Lab Control Sample	Total/NA	Solid	8260B	516709
LCSD 280-516709/3-A	Lab Control Sample Dup	Total/NA	Solid	8260B	516709

Analysis Batch: 518118

Lab Sample ID	Client Sample ID	Prep Type	Matrix	Method	Prep Batch
280-142782-7	TB-106V3-121120-01	Total/NA	Water	8260B	
280-142785-7	TB-106V3-121120-02	Total/NA	Water	8260B	
MB 280-518118/8	Method Blank	Total/NA	Water	8260B	
LCS 280-518118/4	Lab Control Sample	Total/NA	Water	8260B	
LCSD 280-518118/5	Lab Control Sample Dup	Total/NA	Water	8260B	

Analysis Batch: 518287

Lab Sample ID	Client Sample ID	Prep Type	Matrix	Method	Prep Batch
280-142782-1 - DL	V-106V3-121120-270	Total/NA	Solid	8260B	516709
280-142782-3 - DL	V-106V3-121120-271	Total/NA	Solid	8260B	516709
280-142782-3 - DL2	V-106V3-121120-271	Total/NA	Solid	8260B	516709
280-142782-5 - DL	V-106V3-121120-280.5	Total/NA	Solid	8260B	516709
280-142785-1 - RA	V-106V3-121120-290	Total/NA	Solid	8260B	516709
280-142785-3 - RA	V-106V3-121120-300	Total/NA	Solid	8260B	516709
280-142785-5 - RA	V-106V3-121125-300	Total/NA	Solid	8260B	516709
MB 280-516709/27-A	Method Blank	Total/NA	Solid	8260B	516709

QC Association Summary

Client: EA Engineering, Science, and Technology
Project/Site: Kirtland AFB Vadose Zone Coring

Job ID: 280-142782-1

GC VOA

Analysis Batch: 517733

Lab Sample ID	Client Sample ID	Prep Type	Matrix	Method	Prep Batch
280-142782-2	P-106V3-121120-270	Total/NA	Solid	8015D GRO	518074
280-142782-4	P-106V3-121120-271	Total/NA	Solid	8015D GRO	518074
280-142782-6	P-106V3-121120-280.5	Total/NA	Solid	8015D GRO	518074
280-142785-2	P-106V3-121120-290	Total/NA	Solid	8015D GRO	518074
280-142785-4	P-106V3-121120-300	Total/NA	Solid	8015D GRO	518074
280-142785-6	P-106V3-121125-300	Total/NA	Solid	8015D GRO	518074
MB 280-518074/3-A	Method Blank	Total/NA	Solid	8015D GRO	518074
LCS 280-518074/1-A	Lab Control Sample	Total/NA	Solid	8015D GRO	518074
LCSD 280-518074/2-A	Lab Control Sample Dup	Total/NA	Solid	8015D GRO	518074

Analysis Batch: 517885

Lab Sample ID	Client Sample ID	Prep Type	Matrix	Method	Prep Batch
280-142782-7	TB-106V3-121120-01	Total/NA	Water	8015D GRO	
280-142785-7	TB-106V3-121120-02	Total/NA	Water	8015D GRO	
MB 280-517885/5	Method Blank	Total/NA	Water	8015D GRO	
LCS 280-517885/3	Lab Control Sample	Total/NA	Water	8015D GRO	
LCSD 280-517885/4	Lab Control Sample Dup	Total/NA	Water	8015D GRO	

Prep Batch: 518074

Lab Sample ID	Client Sample ID	Prep Type	Matrix	Method	Prep Batch
280-142782-2	P-106V3-121120-270	Total/NA	Solid	5035	
280-142782-4	P-106V3-121120-271	Total/NA	Solid	5035	
280-142782-6	P-106V3-121120-280.5	Total/NA	Solid	5035	
280-142785-2	P-106V3-121120-290	Total/NA	Solid	5035	
280-142785-4	P-106V3-121120-300	Total/NA	Solid	5035	
280-142785-6	P-106V3-121125-300	Total/NA	Solid	5035	
MB 280-518074/3-A	Method Blank	Total/NA	Solid	5035	
LCS 280-518074/1-A	Lab Control Sample	Total/NA	Solid	5035	
LCSD 280-518074/2-A	Lab Control Sample Dup	Total/NA	Solid	5035	

GC Semi VOA

Prep Batch: 517288

Lab Sample ID	Client Sample ID	Prep Type	Matrix	Method	Prep Batch
280-142782-2	P-106V3-121120-270	Total/NA	Solid	3546	
280-142782-4	P-106V3-121120-271	Total/NA	Solid	3546	
280-142782-6	P-106V3-121120-280.5	Total/NA	Solid	3546	
MB 280-517288/1-A	Method Blank	Total/NA	Solid	3546	
LCS 280-517288/2-A	Lab Control Sample	Total/NA	Solid	3546	
LCS 280-517288/3-A	Lab Control Sample	Total/NA	Solid	3546	
280-142782-6 MS	P-106V3-121120-280.5	Total/NA	Solid	3546	
280-142782-6 MS	P-106V3-121120-280.5	Total/NA	Solid	3546	
280-142782-6 MSD	P-106V3-121120-280.5	Total/NA	Solid	3546	
280-142782-6 MSD	P-106V3-121120-280.5	Total/NA	Solid	3546	

Prep Batch: 518122

Lab Sample ID	Client Sample ID	Prep Type	Matrix	Method	Prep Batch
280-142785-2	P-106V3-121120-290	Total/NA	Solid	3546	
280-142785-4	P-106V3-121120-300	Total/NA	Solid	3546	
280-142785-6	P-106V3-121125-300	Total/NA	Solid	3546	
MB 280-518122/1-A	Method Blank	Total/NA	Solid	3546	

GC Semi VOA (Continued)

Prep Batch: 518122 (Continued)

Lab Sample ID	Client Sample ID	Prep Type	Matrix	Method	Prep Batch
LCS 280-518122/2-A	Lab Control Sample	Total/NA	Solid	3546	
LCS 280-518122/3-A	Lab Control Sample	Total/NA	Solid	3546	
280-142785-2 MS	P-106V3-121120-290	Total/NA	Solid	3546	
280-142785-2 MSD	P-106V3-121120-290	Total/NA	Solid	3546	
280-142785-4 MS	P-106V3-121120-300	Total/NA	Solid	3546	
280-142785-4 MSD	P-106V3-121120-300	Total/NA	Solid	3546	

Analysis Batch: 518953

Lab Sample ID	Client Sample ID	Prep Type	Matrix	Method	Prep Batch
280-142782-2	P-106V3-121120-270	Total/NA	Solid	8015D DRO	517288
280-142782-4	P-106V3-121120-271	Total/NA	Solid	8015D DRO	517288
280-142782-6	P-106V3-121120-280.5	Total/NA	Solid	8015D DRO	517288
280-142785-2	P-106V3-121120-290	Total/NA	Solid	8015D DRO	518122
280-142785-4	P-106V3-121120-300	Total/NA	Solid	8015D DRO	518122
280-142785-6	P-106V3-121125-300	Total/NA	Solid	8015D DRO	518122
MB 280-517288/1-A	Method Blank	Total/NA	Solid	8015D DRO	517288
MB 280-518122/1-A	Method Blank	Total/NA	Solid	8015D DRO	518122
LCS 280-517288/2-A	Lab Control Sample	Total/NA	Solid	8015D DRO	517288
LCS 280-517288/3-A	Lab Control Sample	Total/NA	Solid	8015D DRO	517288
LCS 280-518122/2-A	Lab Control Sample	Total/NA	Solid	8015D DRO	518122
LCS 280-518122/3-A	Lab Control Sample	Total/NA	Solid	8015D DRO	518122
280-142782-6 MS	P-106V3-121120-280.5	Total/NA	Solid	8015D DRO	517288
280-142782-6 MS	P-106V3-121120-280.5	Total/NA	Solid	8015D DRO	517288
280-142782-6 MSD	P-106V3-121120-280.5	Total/NA	Solid	8015D DRO	517288
280-142782-6 MSD	P-106V3-121120-280.5	Total/NA	Solid	8015D DRO	517288
280-142785-2 MS	P-106V3-121120-290	Total/NA	Solid	8015D DRO	518122
280-142785-2 MSD	P-106V3-121120-290	Total/NA	Solid	8015D DRO	518122
280-142785-4 MS	P-106V3-121120-300	Total/NA	Solid	8015D DRO	518122
280-142785-4 MSD	P-106V3-121120-300	Total/NA	Solid	8015D DRO	518122

General Chemistry

Analysis Batch: 517058

Lab Sample ID	Client Sample ID	Prep Type	Matrix	Method	Prep Batch
280-142782-3	V-106V3-121120-271	Total/NA	Solid	Moisture	
280-142782-4	P-106V3-121120-271	Total/NA	Solid	Moisture	
280-142782-6	P-106V3-121120-280.5	Total/NA	Solid	Moisture	
280-142785-1	V-106V3-121120-290	Total/NA	Solid	Moisture	
280-142785-2	P-106V3-121120-290	Total/NA	Solid	Moisture	
280-142785-3	V-106V3-121120-300	Total/NA	Solid	Moisture	
280-142785-4	P-106V3-121120-300	Total/NA	Solid	Moisture	
280-142785-5	V-106V3-121125-300	Total/NA	Solid	Moisture	
280-142785-6	P-106V3-121125-300	Total/NA	Solid	Moisture	
280-142782-6 DU	P-106V3-121120-280.5	Total/NA	Solid	Moisture	

Analysis Batch: 517547

Lab Sample ID	Client Sample ID	Prep Type	Matrix	Method	Prep Batch
280-142782-1	V-106V3-121120-270	Total/NA	Solid	Moisture	
280-142782-2	P-106V3-121120-270	Total/NA	Solid	Moisture	
280-142782-5	V-106V3-121120-280.5	Total/NA	Solid	Moisture	

Lab Chronicle

Client: EA Engineering, Science, and Technology
Project/Site: Kirtland AFB Vadose Zone Coring

Job ID: 280-142782-1

Client Sample ID: V-106V3-121120-270
Lab Sample ID: 280-142782-1
Date Collected: 11/12/20 08:55
Matrix: Solid
Date Received: 11/13/20 10:05

Prep Type	Batch Type	Batch Method	Run	Dil Factor	Initial Amount	Final Amount	Batch Number	Prepared or Analyzed	Analyst	Lab
Total/NA	Analysis	Moisture		1			517547	11/20/20 14:45	SPG	TAL DEN

Client Sample ID: V-106V3-121120-270
Lab Sample ID: 280-142782-1
Date Collected: 11/12/20 08:55
Matrix: Solid
Date Received: 11/13/20 10:05
Percent Solids: 97.6

Prep Type	Batch Type	Batch Method	Run	Dil Factor	Initial Amount	Final Amount	Batch Number	Prepared or Analyzed	Analyst	Lab
Total/NA	Prep	5035			4.934 g	5 mL	516709	11/13/20 19:15	AAR	TAL DEN
Total/NA	Analysis	8260B		1	5 g	5 mL	517668	11/20/20 19:59	GPM	TAL DEN
Total/NA	Prep	5035	DL		4.763 g	5 mL	516709	11/13/20 19:15	AAR	TAL DEN
Total/NA	Analysis	8260B	DL	50	5 g	5 mL	518287	11/25/20 13:43	GPM	TAL DEN

Client Sample ID: P-106V3-121120-270
Lab Sample ID: 280-142782-2
Date Collected: 11/12/20 08:55
Matrix: Solid
Date Received: 11/13/20 10:05

Prep Type	Batch Type	Batch Method	Run	Dil Factor	Initial Amount	Final Amount	Batch Number	Prepared or Analyzed	Analyst	Lab
Total/NA	Analysis	Moisture		1			517547	11/20/20 14:45	SPG	TAL DEN

Client Sample ID: P-106V3-121120-270
Lab Sample ID: 280-142782-2
Date Collected: 11/12/20 08:55
Matrix: Solid
Date Received: 11/13/20 10:05
Percent Solids: 97.7

Prep Type	Batch Type	Batch Method	Run	Dil Factor	Initial Amount	Final Amount	Batch Number	Prepared or Analyzed	Analyst	Lab
Total/NA	Prep	5035			4.903 g	5 mL	518074	11/13/20 19:15	AAR	TAL DEN
Total/NA	Analysis	8015D GRO		1	0.1 mL	5 mL	517733	11/22/20 17:02	AAR	TAL DEN
Total/NA	Prep	3546			16.5 g	1 mL	517288	11/19/20 11:33	DB	TAL DEN
Total/NA	Analysis	8015D DRO		1			518953	12/03/20 07:32	MAM	TAL DEN

Client Sample ID: V-106V3-121120-271
Lab Sample ID: 280-142782-3
Date Collected: 11/12/20 09:10
Matrix: Solid
Date Received: 11/13/20 10:05

Prep Type	Batch Type	Batch Method	Run	Dil Factor	Initial Amount	Final Amount	Batch Number	Prepared or Analyzed	Analyst	Lab
Total/NA	Analysis	Moisture		1			517058	11/17/20 16:29	BWH	TAL DEN

Client Sample ID: V-106V3-121120-271
Lab Sample ID: 280-142782-3
Date Collected: 11/12/20 09:10
Matrix: Solid
Date Received: 11/13/20 10:05
Percent Solids: 87.1

Prep Type	Batch Type	Batch Method	Run	Dil Factor	Initial Amount	Final Amount	Batch Number	Prepared or Analyzed	Analyst	Lab
Total/NA	Prep	5035			5.599 g	5 mL	516709	11/13/20 19:15	AAR	TAL DEN
Total/NA	Analysis	8260B		1	5 g	5 mL	517668	11/20/20 20:21	GPM	TAL DEN
Total/NA	Prep	5035	DL		5.463 g	5 mL	516709	11/13/20 19:15	AAR	TAL DEN
Total/NA	Analysis	8260B	DL	50	5 g	5 mL	518287	11/25/20 14:05	GPM	TAL DEN

Lab Chronicle

Client: EA Engineering, Science, and Technology
Project/Site: Kirtland AFB Vadose Zone Coring

Job ID: 280-142782-1

Client Sample ID: V-106V3-121120-271 — Lab Sample ID: 280-142782-3

Date Collected: 11/12/20 09:10 — **Matrix: Solid**
Date Received: 11/13/20 10:05 — **Percent Solids: 87.1**

Prep Type	Batch Type	Batch Method	Run	Dil Factor	Initial Amount	Final Amount	Batch Number	Prepared or Analyzed	Analyst	Lab
Total/NA	Prep	5035	DL2		5.463 g	5 mL	516709	11/13/20 19:15	AAR	TAL DEN
Total/NA	Analysis	8260B	DL2	100	5 g	5 mL	518287	11/25/20 21:30	GPM	TAL DEN

Client Sample ID: P-106V3-121120-271 — Lab Sample ID: 280-142782-4

Date Collected: 11/12/20 09:10 — **Matrix: Solid**
Date Received: 11/13/20 10:05

Prep Type	Batch Type	Batch Method	Run	Dil Factor	Initial Amount	Final Amount	Batch Number	Prepared or Analyzed	Analyst	Lab
Total/NA	Analysis	Moisture		1			517058	11/17/20 16:29	BWH	TAL DEN

Client Sample ID: P-106V3-121120-271 — Lab Sample ID: 280-142782-4

Date Collected: 11/12/20 09:10 — **Matrix: Solid**
Date Received: 11/13/20 10:05 — **Percent Solids: 85.5**

Prep Type	Batch Type	Batch Method	Run	Dil Factor	Initial Amount	Final Amount	Batch Number	Prepared or Analyzed	Analyst	Lab
Total/NA	Prep	5035			5.375 g	5 mL	518074	11/13/20 19:15	AAR	TAL DEN
Total/NA	Analysis	8015D GRO		1	0.1 mL	5 mL	517733	11/22/20 17:26	AAR	TAL DEN
Total/NA	Prep	3546			15.8 g	1 mL	517288	11/19/20 11:33	DB	TAL DEN
Total/NA	Analysis	8015D DRO		1			518953	12/03/20 07:52	MAM	TAL DEN

Client Sample ID: V-106V3-121120-280.5 — Lab Sample ID: 280-142782-5

Date Collected: 11/12/20 10:55 — **Matrix: Solid**
Date Received: 11/13/20 10:05

Prep Type	Batch Type	Batch Method	Run	Dil Factor	Initial Amount	Final Amount	Batch Number	Prepared or Analyzed	Analyst	Lab
Total/NA	Analysis	Moisture		1			517547	11/20/20 14:45	SPG	TAL DEN

Client Sample ID: V-106V3-121120-280.5 — Lab Sample ID: 280-142782-5

Date Collected: 11/12/20 10:55 — **Matrix: Solid**
Date Received: 11/13/20 10:05 — **Percent Solids: 86.6**

Prep Type	Batch Type	Batch Method	Run	Dil Factor	Initial Amount	Final Amount	Batch Number	Prepared or Analyzed	Analyst	Lab
Total/NA	Prep	5035			5.487 g	5 mL	516709	11/13/20 19:15	AAR	TAL DEN
Total/NA	Analysis	8260B		1	5 g	5 mL	517668	11/20/20 20:43	GPM	TAL DEN
Total/NA	Prep	5035	DL		5.233 g	5 mL	516709	11/13/20 19:15	AAR	TAL DEN
Total/NA	Analysis	8260B	DL	50	5 g	5 mL	518287	11/25/20 14:27	GPM	TAL DEN

Client Sample ID: P-106V3-121120-280.5 — Lab Sample ID: 280-142782-6

Date Collected: 11/12/20 10:55 — **Matrix: Solid**
Date Received: 11/13/20 10:05

Prep Type	Batch Type	Batch Method	Run	Dil Factor	Initial Amount	Final Amount	Batch Number	Prepared or Analyzed	Analyst	Lab
Total/NA	Analysis	Moisture		1			517058	11/17/20 16:29	BWH	TAL DEN

Client Sample ID: P-106V3-121120-280.5
Lab Sample ID: 280-142782-6
Date Collected: 11/12/20 10:55
Matrix: Solid
Date Received: 11/13/20 10:05
Percent Solids: 88.4

Prep Type	Batch Type	Batch Method	Run	Dil Factor	Initial Amount	Final Amount	Batch Number	Prepared or Analyzed	Analyst	Lab
Total/NA	Prep	5035			5.601 g	5 mL	518074	11/13/20 19:15	AAR	TAL DEN
Total/NA	Analysis	8015D GRO		1	0.1 mL	5 mL	517733	11/22/20 17:49	AAR	TAL DEN
Total/NA	Prep	3546			15.9 g	1 mL	517288	11/19/20 11:33	DB	TAL DEN
Total/NA	Analysis	8015D DRO		1			518953	12/03/20 08:13	MAM	TAL DEN

Client Sample ID: TB-106V3-121120-01
Lab Sample ID: 280-142782-7
Date Collected: 11/12/20 14:00
Matrix: Water
Date Received: 11/13/20 10:05

Prep Type	Batch Type	Batch Method	Run	Dil Factor	Initial Amount	Final Amount	Batch Number	Prepared or Analyzed	Analyst	Lab
Total/NA	Analysis	8260B		1	5 mL	5 mL	518118	11/25/20 10:53	AJP	TAL DEN
Total/NA	Analysis	8015D GRO		1	5 mL	5 mL	517885	11/23/20 21:09	AAR	TAL DEN

Client Sample ID: V-106V3-121120-290
Lab Sample ID: 280-142785-1
Date Collected: 11/12/20 12:25
Matrix: Solid
Date Received: 11/13/20 10:05

Prep Type	Batch Type	Batch Method	Run	Dil Factor	Initial Amount	Final Amount	Batch Number	Prepared or Analyzed	Analyst	Lab
Total/NA	Analysis	Moisture		1			517058	11/17/20 16:29	BWH	TAL DEN

Client Sample ID: V-106V3-121120-290
Lab Sample ID: 280-142785-1
Date Collected: 11/12/20 12:25
Matrix: Solid
Date Received: 11/13/20 10:05
Percent Solids: 98.6

Prep Type	Batch Type	Batch Method	Run	Dil Factor	Initial Amount	Final Amount	Batch Number	Prepared or Analyzed	Analyst	Lab
Total/NA	Prep	5035			4.187 g	5 mL	516709	11/13/20 19:15	AAR	TAL DEN
Total/NA	Analysis	8260B		1	5 g	5 mL	517668	11/20/20 21:05	GPM	TAL DEN
Total/NA	Prep	5035	RA		4.231 g	5 mL	516709	11/13/20 19:15	AAR	TAL DEN
Total/NA	Analysis	8260B	RA	1	5 g	5 mL	518287	11/25/20 12:14	GPM	TAL DEN

Client Sample ID: P-106V3-121120-290
Lab Sample ID: 280-142785-2
Date Collected: 11/12/20 12:25
Matrix: Solid
Date Received: 11/13/20 10:05

Prep Type	Batch Type	Batch Method	Run	Dil Factor	Initial Amount	Final Amount	Batch Number	Prepared or Analyzed	Analyst	Lab
Total/NA	Analysis	Moisture		1			517058	11/17/20 16:29	BWH	TAL DEN

Client Sample ID: P-106V3-121120-290
Lab Sample ID: 280-142785-2
Date Collected: 11/12/20 12:25
Matrix: Solid
Date Received: 11/13/20 10:05
Percent Solids: 99.1

Prep Type	Batch Type	Batch Method	Run	Dil Factor	Initial Amount	Final Amount	Batch Number	Prepared or Analyzed	Analyst	Lab
Total/NA	Prep	5035			4.390 g	5 mL	518074	11/13/20 19:15	AAR	TAL DEN
Total/NA	Analysis	8015D GRO		1	0.1 mL	5 mL	517733	11/22/20 18:13	AAR	TAL DEN
Total/NA	Prep	3546			16.0 g	1 mL	518122	11/25/20 10:59	DB	TAL DEN
Total/NA	Analysis	8015D DRO		1			518953	12/03/20 02:04	MAM	TAL DEN

Client Sample ID: V-106V3-121120-300 — Lab Sample ID: 280-142785-3

Date Collected: 11/12/20 13:13 — **Matrix: Solid**
Date Received: 11/13/20 10:05

Prep Type	Batch Type	Batch Method	Run	Dil Factor	Initial Amount	Final Amount	Batch Number	Prepared or Analyzed	Analyst	Lab
Total/NA	Analysis	Moisture		1			517058	11/17/20 16:29	BWH	TAL DEN

Client Sample ID: V-106V3-121120-300 — Lab Sample ID: 280-142785-3

Date Collected: 11/12/20 13:13 — **Matrix: Solid**
Date Received: 11/13/20 10:05 — **Percent Solids: 97.8**

Prep Type	Batch Type	Batch Method	Run	Dil Factor	Initial Amount	Final Amount	Batch Number	Prepared or Analyzed	Analyst	Lab
Total/NA	Prep	5035			5.167 g	5 mL	516709	11/13/20 19:15	AAR	TAL DEN
Total/NA	Analysis	8260B		1	5 g	5 mL	517668	11/20/20 21:27	GPM	TAL DEN
Total/NA	Prep	5035	RA		5.132 g	5 mL	516709	11/13/20 19:15	AAR	TAL DEN
Total/NA	Analysis	8260B	RA	1	5 g	5 mL	518287	11/25/20 12:36	GPM	TAL DEN

Client Sample ID: P-106V3-121120-300 — Lab Sample ID: 280-142785-4

Date Collected: 11/12/20 13:13 — **Matrix: Solid**
Date Received: 11/13/20 10:05

Prep Type	Batch Type	Batch Method	Run	Dil Factor	Initial Amount	Final Amount	Batch Number	Prepared or Analyzed	Analyst	Lab
Total/NA	Analysis	Moisture		1			517058	11/17/20 16:29	BWH	TAL DEN

Client Sample ID: P-106V3-121120-300 — Lab Sample ID: 280-142785-4

Date Collected: 11/12/20 13:13 — **Matrix: Solid**
Date Received: 11/13/20 10:05 — **Percent Solids: 97.7**

Prep Type	Batch Type	Batch Method	Run	Dil Factor	Initial Amount	Final Amount	Batch Number	Prepared or Analyzed	Analyst	Lab
Total/NA	Prep	5035			5.162 g	5 mL	518074	11/13/20 19:15	AAR	TAL DEN
Total/NA	Analysis	8015D GRO		1	0.1 mL	5 mL	517733	11/22/20 18:37	AAR	TAL DEN
Total/NA	Prep	3546			16.8 g	1 mL	518122	11/25/20 10:59	DB	TAL DEN
Total/NA	Analysis	8015D DRO		1			518953	12/03/20 03:06	MAM	TAL DEN

Client Sample ID: V-106V3-121125-300 — Lab Sample ID: 280-142785-5

Date Collected: 11/12/20 13:13 — **Matrix: Solid**
Date Received: 11/13/20 10:05

Prep Type	Batch Type	Batch Method	Run	Dil Factor	Initial Amount	Final Amount	Batch Number	Prepared or Analyzed	Analyst	Lab
Total/NA	Analysis	Moisture		1			517058	11/17/20 16:29	BWH	TAL DEN

Client Sample ID: V-106V3-121125-300 — Lab Sample ID: 280-142785-5

Date Collected: 11/12/20 13:13 — **Matrix: Solid**
Date Received: 11/13/20 10:05 — **Percent Solids: 97.8**

Prep Type	Batch Type	Batch Method	Run	Dil Factor	Initial Amount	Final Amount	Batch Number	Prepared or Analyzed	Analyst	Lab
Total/NA	Prep	5035			4.991 g	5 mL	516709	11/13/20 19:15	AAR	TAL DEN
Total/NA	Analysis	8260B		1	5 g	5 mL	517668	11/20/20 21:50	GPM	TAL DEN
Total/NA	Prep	5035	RA		5.336 g	5 mL	516709	11/13/20 19:15	AAR	TAL DEN
Total/NA	Analysis	8260B	RA	1	5 g	5 mL	518287	11/25/20 12:58	GPM	TAL DEN

Lab Chronicle

Client: EA Engineering, Science, and Technology
Project/Site: Kirtland AFB Vadose Zone Coring

Job ID: 280-142782-1

Client Sample ID: P-106V3-121125-300

Lab Sample ID: 280-142785-6
Date Collected: 11/12/20 13:13
Matrix: Solid
Date Received: 11/13/20 10:05

Prep Type	Batch Type	Batch Method	Run	Dil Factor	Initial Amount	Final Amount	Batch Number	Prepared or Analyzed	Analyst	Lab
Total/NA	Analysis	Moisture		1			517058	11/17/20 16:29	BWH	TAL DEN

Client Sample ID: P-106V3-121125-300

Lab Sample ID: 280-142785-6
Date Collected: 11/12/20 13:13
Matrix: Solid
Date Received: 11/13/20 10:05
Percent Solids: 97.9

Prep Type	Batch Type	Batch Method	Run	Dil Factor	Initial Amount	Final Amount	Batch Number	Prepared or Analyzed	Analyst	Lab
Total/NA	Prep	5035			4.915 g	5 mL	518074	11/13/20 19:15	AAR	TAL DEN
Total/NA	Analysis	8015D GRO		1	0.1 mL	5 mL	517733	11/22/20 19:01	AAR	TAL DEN
Total/NA	Prep	3546			16.1 g	1 mL	518122	11/25/20 10:59	DB	TAL DEN
Total/NA	Analysis	8015D DRO		1			518953	12/03/20 04:07	MAM	TAL DEN

Client Sample ID: TB-106V3-121120-02

Lab Sample ID: 280-142785-7
Date Collected: 11/12/20 14:00
Matrix: Water
Date Received: 11/13/20 10:05

Prep Type	Batch Type	Batch Method	Run	Dil Factor	Initial Amount	Final Amount	Batch Number	Prepared or Analyzed	Analyst	Lab
Total/NA	Analysis	8260B		1	5 mL	5 mL	518118	11/25/20 11:16	AJP	TAL DEN
Total/NA	Analysis	8015D GRO		1	5 mL	5 mL	517885	11/23/20 21:31	AAR	TAL DEN

Laboratory References:

TAL DEN = Eurofins TestAmerica, Denver, 4955 Yarrow Street, Arvada, CO 80002, TEL (303)736-0100

Accreditation/Certification Summary

Client: EA Engineering, Science, and Technology
Project/Site: Kirtland AFB Vadose Zone Coring

Job ID: 280-142782-1

Laboratory: Eurofins TestAmerica, Denver

The accreditations/certifications listed below are applicable to this report.

Authority	Program	Identification Number	Expiration Date
A2LA	Dept. of Defense ELAP	2907.01	01-05-21

Eurofins TestAmerica Denver
4955 Yarrow Street
Arvada, CO 80002
Phone (303) 736-0100 Fax (303) 431-7171

Chain of Custody Record

eurofins Environment Testing America

Client Information	Sampler: JOSH LIVINGSTON	Lab PM: Bieniulis, Dylan	Carrier Tracking No(s): 815659255149	COC No: COC1-S10-TA-20201112
Client Contact: Pamela Moss	Phone: (575) 430-8078	E-Mail: Dylan.Bieniulis@eurofinset.com		Page: 1 of 1
Company: EA Engineering, Science, and Technology				Job #: —
Address: 7995 E. Prentice Ave, Suite 206E	Due Date Requested: Per PO			
City: Greenwood Village	TAT Requested (days): Per PO			
State, Zip: CO, 80111				
Phone: 303-590-9143(Tel)	PO #: 16065			
Email: pmoss@eaest.com	WO #: 62735DM02.1017			
Project Name: Kirtland Vadose Zone Coring	Project #: 28016071			
Site: Kirtland BFF	SSOW#: —			

Analysis Requested

Preservation Codes:
A - HCL, B - NaOH, C - Zn Acetate, D - Nitric Acid, E - NaHSO4, F - MeOH, G - Amchlor, H - Ascorbic Acid, I - Ice, J - DI Water, K - EDTA, L - EDA, M - Hexane, N - None, O - AsNaO2, P - Na2O4S, Q - Na2SO3, R - Na2S2O3, S - H2SO4, T - TSP Dodecahydrate, U - Acetone, V - MCAA, W - pH 4-5, Z - other (specify)
Other:

Sample Identification	Sample Date	Sample Time	Sample Type (C=comp, G=grab)	Matrix (W=water, S=solid, O=waste/oil, BT=Tissue, A=Air)	Field Filtered Sample (Yes or No)	Perform MS/MSD (Yes or No)	8260B- VOCs (Soil, Encores)	8015D - TPH-GRO (Soil, Encores)	8015D - TPH-DRO (Soil, Jar)	Percent Moisture (soil, jar)			8260B - VOCs (water)	8015D - TPH-GRO (water)	8015D - TPH-DRO (water)					Total Number of containers	Special Instructions/Note:
			Preservation Code:				N	N	N	N			A	A	N						
V-S10-121120-270	11/12/2020	0855	G	S	N	N	X	—	X	—										4	
P-S10-121120-270	↓	0855	G	S	N	N	—	X	X	—										3	
V-S10-121120-271		0910	G	S	N	N	X	—	X	—										4	
P-S10-121120-271		0910	G	S	N	N	—	X	X	—										3	
V-S10-121120-280.5		1055	G	S	N	N	X	—	X	—										4	
P-S10-121120-280.5		1055	G	S	N	N	—	X	X	—										3	
TB-S10-121120-01	↓	1400	G	W	N	N	—	—	—	—			X	X	—					4	

JRL

280-142782 Chain of Custody

Possible Hazard Identification
☐ Non-Hazard ☐ Flammable ☐ Skin Irritant ☐ Poison B ☐ Unknown ☐ Radiological

Sample Disposal (A fee may be assessed if samples
☐ Return To Client ☐ x Disposal By Lab

Deliverable Requested: I, II, III, IV, Other (specify) Level 2, Level 4, EQUIS, ERPIMS

Special Instructions/QC Requirements: DOD QSM

Empty Kit Relinquished by:	Date:	Time:	Method of Shipment:

Relinquished by	Date/Time	Company	Received by	Date/Time	Company
JOSH LIVINGSTON	11/12/2020 1500	EA	Reed	11/13/20 1005	ETA-DEN

Custody Seals Intact: Δ Yes Δ No
Custody Seal No.:
Cooler Temperature(s) °C and Other Remarks: 1.2, 1.5 IR#11-03

Ver: 08/04/2016

① Plz note all Sample IDs should be 106V3 not 510. PMOSS 5/3/2021

Eurofins TestAmerica Denver
4955 Yarrow Street
Arvada, CO 80002
Phone (303) 736-0100 Fax (303) 431-7171

eurofins

Chain of Custody Record

280-142782-1

Revised COC received via email - DTB 5/3/21

Client Information	Sampler: JOSH LIVINGSTON	Lab PM: Bienlulis, Dylan	Carrier Tracking No(s): 8156925 3149	COC No.: CO1-510-TA-2020-112
Client Contact: Pamela Moss	Phone: (578) 430-8078	E-Mail: Dylan.Bienlulis@eurofinset.com		Page: 1 of 1
Company: EA Engineering, Science, and Technology				Job #: —
Address: 7995 E Prentice Ave. Suite 206E	Due Date Requested: Per PO			
City: Greenwood Village	TAT Requested (days): Per PO			
State, Zip: CO, 80111				
Phone: 303-590-9143(Tel)	PO #: 16065			
Email: pmoss@eaest.com	WO #: 62735DM02.1017			
Project Name: Kirtland Vadose Zone Coring	Project #: 28016071			
Site: Kirtland BFF	SSOW#: —			

Analysis Requested

Sample Identification	Sample Date	Sample Time	Sample Type (C=comp, G=grab)	Matrix (W=water, S=solid, O=waste/oil, BT=Tissue, A=Air)	Field Filtered Sample (Yes or No)	Perform MS/MSD (Yes or No)	8260B - VOCs (Soil, Encores)	8015D - TPH-GRO (Soil, Encores)	8015D - TPH-DRO (Soil, Jar)	Percent Moisture (soil, jar)			8260B - VOCs (water)	8015D - TPH-GRO (water)	8015D - TPH-DRO (water)					Total Number of containers	Special Instructions/Note:
			Preservation Code:		X	X	N	N	N	N			A	A	N					X	
V-S10-121120-270	11/12/2020	0855	G	S	N	N	X	—	X	—										4	
P-S10-121120-270		0855	G	S	N	N	—	X	X	—										3	
V-S10-121120-271		0910	G	S	N	N	X	—	X	—										4	
P-S10-121120-271		0910	G	S	N	N	—	X	X	—										3	
V-S10-121120-280.5		1055	G	S	N	N	X	—	X	—										4	
P-S10-121120-280.5		1055	G	S	N	N	—	X	X	—										3	
TB-S10-121120-01		1400	G	W	N	N	—	—	—	—			X	X	—					4	

JRL

Preservation Codes:

A - HCL	M - Hexane
B - NaOH	N - None
C - Zn Acetate	O - AsNaO2
D - Nitric Acid	P - Na2O4S
E - NaHSO4	Q - Na2SO3
F - MeOH	R - Na2S2O3
G - Amchlor	S - H2SO4
H - Ascorbic Acid	T - TSP Dodecahydrate
I - Ice	U - Acetone
J - DI Water	V - MCAA
K - EDTA	W - pH 4-5
L - EDA	Z - other (specify)

Other:

280-142782 Chain of Custody

Possible Hazard Identification
☐ Non-Hazard ☐ Flammable ☐ Skin Irritant ☐ Poison B ☐ Unknown ☐ Radiological

Sample Disposal (A fee may be assessed if samples
☐ Return To Client ☒ Disposal By Lab

Deliverable Requested: I, II, III, IV, Other (specify) Level 2, Level 4, EQUIS, ERPIMS

Special Instructions/QC Requirements: DOD QSM

Empty Kit Relinquished by:	Date:	Time:	Method of Shipment:

Relinquished by	Date/Time	Company	Received by	Date/Time	Company
JOSH LIVINGSTON	11/12/2020 1500	EA	Reed Nze	11/13/20 1005	EA-Rem
Relinquished by:	Date/Time	Company	Received by	Date/Time:	Company
Relinquished by:	Date/Time	Company	Received by	Date/Time:	Company

Custody Seals Intact: Δ Yes Δ No
Custody Seal No.:
Cooler Temperature(s) °C and Other Remarks: 1.2, 1.5 ERB 11-03

Ver: 08/04/2016

Eurofins TestAmerica Denver ① Plz note all sample IDs should be 106V3 and not S10. Bness 5/3/2021

4955 Yarrow Street
Arvada, CO 80002
Phone (303) 736-0100 Fax (303) 431-7171

eurofins

Chain of Custody Record 280-142782-1

Client Information	Sampler: JOSH LIVINGSTON	Lab PM: Bieniulis, Dylan	Carrier Tracking No(s): 6156 5925 3182	COC No: COC2-S10-TA-20201112
Client Contact: Pamela Moss	Phone: (575) 430-8078	E-Mail: Dylan.Bieniulis@eurofinset.com		Page: 1 of 1
Company: EA Engineering, Science, and Technology				Job #: —
Address: 7995 E. Prentice Ave, Suite 205E	Due Date Requested: Per PO			Preservation Codes:
City: Greenwood Village	TAT Requested (days): Per PO			A - HCL, B - NaOH, C - Zn Acetate, D - Nitric Acid, E - NaHSO4, F - MeOH, G - Amchlor, H - Ascorbic Acid, I - Ice, J - DI Water, K - EDTA, L - EDA, M - Hexane, N - None, O - AsNaO2, P - Na2O4S, Q - Na2SO3, R - Na2S2O3, S - H2SO4, T - TSP Dodecahydrate, U - Acetone, V - MCAA, W - pH 4-5, Z - other (specify)
State, Zip: CO, 80111				
Phone: 303-590-9143(Tel)	PO #: 16065			Other:
Email: pmoss@eaest.com	WO #: 62735DM02.1017			
Project Name: Kirtland Vadose Zone Coring	Project #: 26016071			
Site: Kirtland BFF	SSOW#: —			

280-142785 Chain of Custody

Sample Identification	Sample Date	Sample Time	Sample Type (C=comp, G=grab)	Matrix (W=water, S=solid, O=waste/oil, BT=Tissue, A=Air)	Field Filtered Sample (Yes or No)	Perform MS/MSD (Yes or No)	8260B - VOCs (Soil, Encores)	8015D - TPH-GRO (Soil, Encores)	8015D - TPH-DRO (Soil, jar)	Percent Moisture (soil, jar)			8260B - VOCs (water)	8015D - TPH-GRO (water)	8015D - TPH-DRO (water)					Total Number of containers	Special Instructions/Note:
			Preservation Code:				N	N	N	N			A	A	N						
V-S10-121120-290	11/12/2020	1225	G	S	N	N	X	—	X	—			—	—	—					4	
P-S10-121120-290		1225	G	S			—	X	X	—			—	—	—					3	
V-S10-121120-300		1313	G	S			X	—	X	—			—	—	—					4	
P-S10-121120-300		1313	G	S			—	X	X	—			—	—	—					3	
V-S10-121125-300		1313	G	S			X	—	X	—			—	—	—					4	FIELD DUP
P-S10-121125-300		1313	G	S			—	X	X	—			—	—	—					3	FIELD DUP
TB-S10-121120-02		1400	G	W			—	—	—	—			X	X	—					4	
IRL																					

Possible Hazard Identification: ☐ Non-Hazard ☐ Flammable ☐ Skin Irritant ☐ Poison B ☐ Unknown ☐ Radiological

Sample Disposal (A fee may be assessed if samples are retained longer than 1 month): ☐ Return To Client ☒ Disposal By Lab ☐ Archive For _____ Months

Deliverable Requested: I, II, III, IV, Other (specify) — Level 2, Level 4, EQUIS, ERPIMS

Special Instructions/QC Requirements: DOD QSM

Empty Kit Relinquished by:	Date:	Time:	Method of Shipment:

Relinquished by	Date/Time	Company	Received by	Date/Time	Company
JOSH LIVINGSTON	11/12/2020 1500	EA		11/13/20 1005	ETA-Den

Custody Seals Intact: Δ Yes Δ No	Custody Seal No.:	Cooler Temperature(s) °C and Other Remarks: 1.2, 1.5 IR#11-03

Ver: 08/04/2016

Eurofins TestAmerica Denver
4955 Yarrow Street
Arvada, CO 80002
Phone (303) 736-0100 Fax (303) 431-7171

Chain of Custody Record

eurofins | Environment Testing America

Client Information	Sampler: JOSH LIVINGSTON	Lab PM: Bieniulis, Dylan	Carrier Tracking No(s): 8156 5925 3182	COC No: COC2-S10-TA-20201112
Client Contact: Pamela Moss	Phone: (575) 430-8078	E-Mail: Dylan.Bieniulis@eurofinset.com		Page: 1 of 1
Company: EA Engineering, Science, and Technology				Job #: —
Address: 7995 E. Prentice Ave, Suite 206E	Due Date Requested: Per PO			Preservation Codes:
City: Greenwood Village	TAT Requested (days): Per PO			
State, Zip: CO, 80111				
Phone: 303-590-9143(Tel)	PO #: 16065			
Email: pmoss@eaest.com	WO #: 62735DM02.1017			
Project Name: Kirtland Vadose Zone Coring	Project #: 28016071			
Site: Kirtland BFF	SSOW#: —			

280-142785 Chain of Custody

Preservation Codes: A - HCL, B - NaOH, C - Zn Acetate, D - Nitric Acid, E - NaHSO4, F - MeOH, G - Amchlor, H - Ascorbic Acid, I - Ice, J - DI Water, K - EDTA, L - EDA, M - Hexane, N - None, O - AsNaO2, P - Na2O4S, Q - Na2SO3, R - Na2S2O3, S - H2SO4, T - TSP Dodecahydrate, U - Acetone, V - MCAA, W - pH 4-5, Z - other (specify)

Other:

Sample Identification	Sample Date	Sample Time	Sample Type (C=comp, G=grab)	Matrix (W=water, S=solid, O=waste/oil, BT=Tissue, A=Air)	Field Filtered Sample (Yes or No)	Perform MS/MSD (Yes or No)	8260B - VOCs (Soil, Encores)	8015D - TPH-GRO (Soil, Encores)	8015D - TPH-DRO (Soil, jar)	Percent Moisture (soil, jar)			8260B - VOCs (water)	8015D - TPH-GRO (water)	8015D - TPH-DRO (water)					Total Number of containers	Special Instructions/Note:
			Preservation Code:		X	X	N	N	N	N			A	A	N					X	
V-S10-121120-290	11/12/2020	1225	G	S	N	N	X	—		X										4	
P-S10-121120-290		1225	G	S				X	X											3	
V-S10-121120-300		1313	G	S			X	—		X										4	
P-S10-121120-300		1313	G	S				X	X											3	
V-S10-121125-300		1313	G	S			X	—		X										4	FIELD DUP
P-S10-121125-300		1313	G	S				X	X											3	FIELD DUP
TB-S10-121120-02		1400	G	W									X	X						4	

JRL

Possible Hazard Identification
☐ Non-Hazard ☐ Flammable ☐ Skin Irritant ☐ Poison B ☐ Unknown ☐ Radiological

Sample Disposal (A fee may be assessed if samples are retained longer than 1 month)
☐ Return To Client ☒ Disposal By Lab ☐ Archive For _____ Months

Deliverable Requested: I, II, III, IV, Other (specify) Level 2, Level 4, EQUIS, ERPIMS

Special Instructions/QC Requirements: DOD QSM

Empty Kit Relinquished by:	Date:	Time:	Method of Shipment:

Relinquished by	Date/Time	Company	Received by	Date/Time	Company
JOSH LIVINGSTON	11/12/2020 1500	EA		11/13/20 1005	ETA-Den

Custody Seals Intact: Δ Yes Δ No	Custody Seal No.:	Cooler Temperature(s) °C and Other Remarks: 1.2, 1.5 IR# 11-03

Ver: 08/04/2016

280-142782 Waybill

8156592531 82

8156592531 82

FedEx Express

Expanded Billable Stamp

Use only for shipments within the U.S. Saturday delivery available.

1 From *See optional release signature below.*

ORDER: 00851499

DECLARED VALUE $100
PACKAGE WEIGHT
(__) __-_____

2 To *Shipment will not be accepted if address below is altered.*

SAMPLE RECEIVING
TESTAMERICA DENVER
4955 YARROW ST
ARVADA, CO 80002
(303) 736-0100

FedEx Priority Overnight®

Next business morning by 10:30 a.m. Not available to all locations. Please consult the current FedEx Service Guide for specific commitments.

NONREDEEMABLE

Please see back for declared value information and important terms and conditions.

SATURDAY DELIVERY

Shipments tendered on Friday are delivered on Saturday to most locations.

FedEx.
TRK# 0667 8156 5925 3182

FRI - 13 NOV AA
PRIORITY OVERNIGHT

XH LAAA

80002
CO-US
DEN

Keep this liner for your records.

Peel here and attach label to package.

FedEx Express

Expanded Billable Stamp

Use only for shipments within the U.S. Saturday delivery available.

1 From *See optional release signature below.*

ORDER: 00851499

DECLARED VALUE $100

PACKAGE WEIGHT

(___) ___.___

2 To *Shipment will not be accepted if address below is altered.*

SAMPLE RECEIVING
TESTAMERICA DENVER
4955 YARROW ST
ARVADA, CO 80002
(303) 736-0100

FedEx Priority Overnight®

Next business morning by 10:30 a.m. Not available to all locations. Please consult the current FedEx Service Guide for specific commitments.

NONREDEEMABLE

Please see back for declared value information and important terms and conditions.

SATURDAY DELIVERY

Shipments tendered on Friday are delivered on Saturday to most locations.

FedEx.
TRK# 0667 8156 5925 3182

FRI - 13 NOV AA
PRIORITY OVERNIGHT

XH LAAA

80002
CO-US
DEN

Keep this liner for your records.

Peel here and attach label to package.

8156592531 82

8156592531 82

280-142785 Waybill

Login Sample Receipt Checklist

Client: EA Engineering, Science, and Technology

Job Number: 280-142782-1

Login Number: 142782
List Number: 1
Creator: Pottruff, Reed W

List Source: Eurofins TestAmerica, Denver

Question	Answer	Comment
Radioactivity wasn't checked or is </= background as measured by a survey meter.	N/A	
The cooler's custody seal, if present, is intact.	True	
Sample custody seals, if present, are intact.	True	
The cooler or samples do not appear to have been compromised or tampered with.	True	
Samples were received on ice.	True	
Cooler Temperature is acceptable.	True	
Cooler Temperature is recorded.	True	
COC is present.	True	
COC is filled out in ink and legible.	True	
COC is filled out with all pertinent information.	True	
Is the Field Sampler's name present on COC?	True	
There are no discrepancies between the containers received and the COC.	True	
Samples are received within Holding Time (excluding tests with immediate HTs)	True	
Sample containers have legible labels.	True	
Containers are not broken or leaking.	True	
Sample collection date/times are provided.	True	
Appropriate sample containers are used.	True	
Sample bottles are completely filled.	True	
Sample Preservation Verified.	N/A	
There is sufficient vol. for all requested analyses, incl. any requested MS/MSDs	True	
Containers requiring zero headspace have no headspace or bubble is <6mm (1/4").	True	
Multiphasic samples are not present.	True	
Samples do not require splitting or compositing.	True	
Residual Chlorine Checked.	N/A	

Login Sample Receipt Checklist

Client: EA Engineering, Science, and Technology

Job Number: 280-142782-1

Login Number: 142785
List Number: 1
Creator: Pottruff, Reed W

List Source: Eurofins TestAmerica, Denver

Question	Answer	Comment
Radioactivity wasn't checked or is </= background as measured by a survey meter.	N/A	
The cooler's custody seal, if present, is intact.	True	
Sample custody seals, if present, are intact.	True	
The cooler or samples do not appear to have been compromised or tampered with.	True	
Samples were received on ice.	True	
Cooler Temperature is acceptable.	True	
Cooler Temperature is recorded.	True	
COC is present.	True	
COC is filled out in ink and legible.	True	
COC is filled out with all pertinent information.	True	
Is the Field Sampler's name present on COC?	True	
There are no discrepancies between the containers received and the COC.	True	
Samples are received within Holding Time (excluding tests with immediate HTs)	True	
Sample containers have legible labels.	True	
Containers are not broken or leaking.	True	
Sample collection date/times are provided.	True	
Appropriate sample containers are used.	True	
Sample bottles are completely filled.	True	
Sample Preservation Verified.	N/A	
There is sufficient vol. for all requested analyses, incl. any requested MS/MSDs	True	
Containers requiring zero headspace have no headspace or bubble is <6mm (1/4").	True	
Multiphasic samples are not present.	True	
Samples do not require splitting or compositing.	True	
Residual Chlorine Checked.	N/A	

well_location	sample_name	sample_date	sample_type_code	start_depth	end_depth	depth_unit	matrix_code	task_code	lab_sample_id	analytic_method	analysis_date	fraction	test_type	prep_method	lab_report[a]	dilution_factor	cas_rn	chemical_name	report_result_text	report_result_unit	detect_flag	interpreted_qualifiers	lab_qualifiers[b]	method_detection_limit/MDL/DL[c]	reporting_detection_limit/RDL/LOD[d]	quantitation_limit/LOQ/PQL[e]	detection_limit_unit
KAFB-106V3	P-106V3-111120-230	11/11/2020	N	230	230	ft	SO	Vadose-Coring	280-142697-3	M8015D	12/3/2020	N	INITIAL	SW3546	280-142697-1	1	MOIL	Motor Oil (C20-C38)	< 23	mg/kg	N	U	U	7.6	23	23	mg/kg
KAFB-106V3	P-106V3-111120-230	11/11/2020	N	230	230	ft	SO	Vadose-Coring	280-142697-3	M8015D	12/3/2020	N	INITIAL	SW3546	280-142697-1	1	TPH-DRO	TPH-DRO (C10-C28)	3.6	mg/kg	Y	J	J	3.5	7.7	7.7	mg/kg
KAFB-106V3	P-106V3-111120-230	11/11/2020	N	230	230	ft	SO	Vadose-Coring	280-142697-3	M8015V	11/22/2020	N	INITIAL	SW5035A	280-142697-1	1	TPH-GRO	TPH-GRO (C6-C10)	< 2.3	mg/kg	N	U	U	0.88	2.3	2.3	mg/kg
KAFB-106V3	P-106V3-111120-240	11/11/2020	N	240	240	ft	SO	Vadose-Coring	280-142697-5	M8015D	12/3/2020	N	INITIAL	SW3546	280-142697-1	1	MOIL	Motor Oil (C20-C38)	< 24	mg/kg	N	U	U	7.9	24	24	mg/kg
KAFB-106V3	P-106V3-111120-240	11/11/2020	N	240	240	ft	SO	Vadose-Coring	280-142697-5	M8015D	12/3/2020	N	INITIAL	SW3546	280-142697-1	1	TPH-DRO	TPH-DRO (C10-C28)	< 8.1	mg/kg	N	U	U	3.7	8.1	8.1	mg/kg
KAFB-106V3	P-106V3-111120-240	11/11/2020	N	240	240	ft	SO	Vadose-Coring	280-142697-5	M8015V	11/22/2020	N	INITIAL	SW5035A	280-142697-1	1	TPH-GRO	TPH-GRO (C6-C10)	< 2.2	mg/kg	N	U	U	0.85	2.2	2.2	mg/kg
KAFB-106V3	P-106V3-111120-250	11/11/2020	N	250	250	ft	SO	Vadose-Coring	280-142697-7	M8015D	12/3/2020	N	INITIAL	SW3546	280-142697-1	1	MOIL	Motor Oil (C20-C38)	< 24	mg/kg	N	U	U	7.9	24	24	mg/kg
KAFB-106V3	P-106V3-111120-250	11/11/2020	N	250	250	ft	SO	Vadose-Coring	280-142697-7	M8015D	12/3/2020	N	INITIAL	SW3546	280-142697-1	1	TPH-DRO	TPH-DRO (C10-C28)	4.5	mg/kg	Y	J	J	3.7	8.1	8.1	mg/kg
KAFB-106V3	P-106V3-111120-250	11/11/2020	N	250	250	ft	SO	Vadose-Coring	280-142697-7	M8015V	11/22/2020	N	INITIAL	SW5035A	280-142697-1	1	TPH-GRO	TPH-GRO (C6-C10)	< 2.7	mg/kg	N	U	U	1	2.7	2.7	mg/kg
KAFB-106V3	P-106V3-111120-260	11/11/2020	N	260	260	ft	SO	Vadose-Coring	280-142697-9	M8015D	12/3/2020	N	INITIAL	SW3546	280-142697-1	1	MOIL	Motor Oil (C20-C38)	< 24	mg/kg	N	U	U	8.1	24	25	mg/kg
KAFB-106V3	P-106V3-111120-260	11/11/2020	N	260	260	ft	SO	Vadose-Coring	280-142697-9	M8015D	12/3/2020	N	INITIAL	SW3546	280-142697-1	1	TPH-DRO	TPH-DRO (C10-C28)	< 8.3	mg/kg	N	U	U	3.8	8.3	8.3	mg/kg
KAFB-106V3	P-106V3-111120-260	11/11/2020	N	260	260	ft	SO	Vadose-Coring	280-142697-9	M8015V	11/22/2020	N	INITIAL	SW5035A	280-142697-1	1	TPH-GRO	TPH-GRO (C6-C10)	1.6	mg/kg	Y	J	J	0.95	2.5	2.5	mg/kg
KAFB-106V3	V-106V3-111120-230	11/11/2020	N	230	230	ft	SO	Vadose-Coring	280-142697-2	SW8260B	11/20/2020	N	INITIAL	SW5035A	280-142697-1	1	100-41-4	Ethylbenzene	< 0.82	ug/kg	N	U	U	0.31	0.82	5.1	ug/kg
KAFB-106V3	V-106V3-111120-230	11/11/2020	N	230	230	ft	SO	Vadose-Coring	280-142697-2	SW8260B	11/20/2020	N	INITIAL	SW5035A	280-142697-1	1	100-42-5	Styrene	< 0.82	ug/kg	N	U	U	0.29	0.82	5.1	ug/kg
KAFB-106V3	V-106V3-111120-230	11/11/2020	N	230	230	ft	SO	Vadose-Coring	280-142697-2	SW8260B	11/20/2020	N	INITIAL	SW5035A	280-142697-1	1	10061-01-5	cis-1,3-Dichloropropene	< 0.41	ug/kg	N	U	U	0.1	0.41	5.1	ug/kg
KAFB-106V3	V-106V3-111120-230	11/11/2020	N	230	230	ft	SO	Vadose-Coring	280-142697-2	SW8260B	11/20/2020	N	INITIAL	SW5035A	280-142697-1	1	10061-02-6	trans-1,3-Dichloropropene	< 0.2	ug/kg	N	U	U	0.085	0.2	5.1	ug/kg
KAFB-106V3	V-106V3-111120-230	11/11/2020	N	230	230	ft	SO	Vadose-Coring	280-142697-2	SW8260B	11/20/2020	N	INITIAL	SW5035A	280-142697-1	1	103-65-1	n-Propylbenzene	< 1.6	ug/kg	N	U	U	0.59	1.6	5.1	ug/kg
KAFB-106V3	V-106V3-111120-230	11/11/2020	N	230	230	ft	SO	Vadose-Coring	280-142697-2	SW8260B	11/20/2020	N	INITIAL	SW5035A	280-142697-1	1	104-51-8	n-Butylbenzene	< 1.6	ug/kg	N	U	U	0.57	1.6	5.1	ug/kg
KAFB-106V3	V-106V3-111120-230	11/11/2020	N	230	230	ft	SO	Vadose-Coring	280-142697-2	SW8260B	11/20/2020	N	INITIAL	SW5035A	280-142697-1	1	106-43-4	4-Chlorotoluene	< 0.82	ug/kg	N	U	U	0.37	0.82	5.1	ug/kg
KAFB-106V3	V-106V3-111120-230	11/11/2020	N	230	230	ft	SO	Vadose-Coring	280-142697-2	SW8260B	11/20/2020	N	INITIAL	SW5035A	280-142697-1	1	106-46-7	1,4-Dichlorobenzene	< 0.82	ug/kg	N	U	UM	0.25	0.82	5.1	ug/kg
KAFB-106V3	V-106V3-111120-230	11/11/2020	N	230	230	ft	SO	Vadose-Coring	280-142697-2	SW8260B	11/20/2020	N	INITIAL	SW5035A	280-142697-1	1	106-93-4	1,2-Dibromoethane	< 1.6	ug/kg	N	U	U	0.53	1.6	5.1	ug/kg
KAFB-106V3	V-106V3-111120-230	11/11/2020	N	230	230	ft	SO	Vadose-Coring	280-142697-2	SW8260B	11/20/2020	N	INITIAL	SW5035A	280-142697-1	1	107-06-2	1,2-Dichloroethane	< 1.6	ug/kg	N	U	U	0.72	1.6	5.1	ug/kg
KAFB-106V3	V-106V3-111120-230	11/11/2020	N	230	230	ft	SO	Vadose-Coring	280-142697-2	SW8260B	11/20/2020	N	INITIAL	SW5035A	280-142697-1	1	108-10-1	4-Methyl-2-pentanone	< 13	ug/kg	N	U	U	4.5	13	20	ug/kg
KAFB-106V3	V-106V3-111120-230	11/11/2020	N	230	230	ft	SO	Vadose-Coring	280-142697-2	SW8260B	11/20/2020	N	INITIAL	SW5035A	280-142697-1	1	108-67-8	1,3,5-Trimethylbenzene	< 5.1	ug/kg	N	U	U	2.5	5.1	5.1	ug/kg
KAFB-106V3	V-106V3-111120-230	11/11/2020	N	230	230	ft	SO	Vadose-Coring	280-142697-2	SW8260B	11/20/2020	N	INITIAL	SW5035A	280-142697-1	1	108-86-1	Bromobenzene	< 1.6	ug/kg	N	U	U	0.5	1.6	5.1	ug/kg
KAFB-106V3	V-106V3-111120-230	11/11/2020	N	230	230	ft	SO	Vadose-Coring	280-142697-2	SW8260B	11/20/2020	N	INITIAL	SW5035A	280-142697-1	1	108-88-3	Toluene	0.33	ug/kg	Y	J	J	0.23	0.82	5.1	ug/kg
KAFB-106V3	V-106V3-111120-230	11/11/2020	N	230	230	ft	SO	Vadose-Coring	280-142697-2	SW8260B	11/20/2020	N	INITIAL	SW5035A	280-142697-1	1	108-90-7	Chlorobenzene	< 5.1	ug/kg	N	U	U	2.1	5.1	5.1	ug/kg
KAFB-106V3	V-106V3-111120-230	11/11/2020	N	230	230	ft	SO	Vadose-Coring	280-142697-2	SW8260B	11/20/2020	N	INITIAL	SW5035A	280-142697-1	1	120-82-1	1,2,4-Trichlorobenzene	< 1.6	ug/kg	N	U	U	0.75	1.6	5.1	ug/kg
KAFB-106V3	V-106V3-111120-230	11/11/2020	N	230	230	ft	SO	Vadose-Coring	280-142697-2	SW8260B	11/20/2020	N	INITIAL	SW5035A	280-142697-1	1	124-48-1	Dibromochloromethane	< 5.1	ug/kg	N	U	U	2.3	5.1	5.1	ug/kg
KAFB-106V3	V-106V3-111120-230	11/11/2020	N	230	230	ft	SO	Vadose-Coring	280-142697-2	SW8260B	11/20/2020	N	INITIAL	SW5035A	280-142697-1	1	127-18-4	Tetrachloroethene	< 5.1	ug/kg	N	U	U	2	5.1	5.1	ug/kg
KAFB-106V3	V-106V3-111120-230	11/11/2020	N	230	230	ft	SO	Vadose-Coring	280-142697-2	SW8260B	11/20/2020	N	INITIAL	SW5035A	280-142697-1	1	135-98-8	sec-Butylbenzene	< 1.6	ug/kg	N	U	U	0.79	1.6	5.1	ug/kg
KAFB-106V3	V-106V3-111120-230	11/11/2020	N	230	230	ft	SO	Vadose-Coring	280-142697-2	SW8260B	11/20/2020	N	INITIAL	SW5035A	280-142697-1	1	142-28-9	1,3-Dichloropropane	< 0.41	ug/kg	N	U	U	0.18	0.41	5.1	ug/kg
KAFB-106V3	V-106V3-111120-230	11/11/2020	N	230	230	ft	SO	Vadose-Coring	280-142697-2	SW8260B	11/20/2020	N	INITIAL	SW5035A	280-142697-1	1	156-59-2	cis-1,2-Dichloroethene	< 0.82	ug/kg	N	U	U	0.21	0.82	5.1	ug/kg
KAFB-106V3	V-106V3-111120-230	11/11/2020	N	230	230	ft	SO	Vadose-Coring	280-142697-2	SW8260B	11/20/2020	N	INITIAL	SW5035A	280-142697-1	1	156-60-5	trans-1,2-Dichloroethene	< 0.82	ug/kg	N	U	U	0.4	0.82	5.1	ug/kg
KAFB-106V3	V-106V3-111120-230	11/11/2020	N	230	230	ft	SO	Vadose-Coring	280-142697-2	SW8260B	11/20/2020	N	INITIAL	SW5035A	280-142697-1	1	1634-04-4	Methyl tert-butyl ether	< 6.6	ug/kg	N	U	U	2.2	6.6	20	ug/kg
KAFB-106V3	V-106V3-111120-230	11/11/2020	N	230	230	ft	SO	Vadose-Coring	280-142697-2	SW8260B	11/20/2020	N	INITIAL	SW5035A	280-142697-1	1	179601-23-1	m- & p-Xylenes	< 3.3	ug/kg	N	U	U	1.1	3.3	3.3	ug/kg
KAFB-106V3	V-106V3-111120-230	11/11/2020	N	230	230	ft	SO	Vadose-Coring	280-142697-2	SW8260B	11/20/2020	N	INITIAL	SW5035A	280-142697-1	1	540-59-0	1,2-Dichloroethene	< 1.6	ug/kg	N	U	U	0.4	1.6	5.1	ug/kg
KAFB-106V3	V-106V3-111120-230	11/11/2020	N	230	230	ft	SO	Vadose-Coring	280-142697-2	SW8260B	11/20/2020	N	INITIAL	SW5035A	280-142697-1	1	541-73-1	1,3-Dichlorobenzene	< 1.6	ug/kg	N	U	U	0.49	1.6	5.1	ug/kg
KAFB-106V3	V-106V3-111120-230	11/11/2020	N	230	230	ft	SO	Vadose-Coring	280-142697-2	SW8260B	11/20/2020	N	INITIAL	SW5035A	280-142697-1	1	56-23-5	Carbon tetrachloride	< 5.1	ug/kg	N	U	U	2.1	5.1	5.1	ug/kg
KAFB-106V3	V-106V3-111120-230	11/11/2020	N	230	230	ft	SO	Vadose-Coring	280-142697-2	SW8260B	11/20/2020	N	INITIAL	SW5035A	280-142697-1	1	563-58-6	1,1-Dichloropropene	< 0.41	ug/kg	N	U	U	0.17	0.41	5.1	ug/kg
KAFB-106V3	V-106V3-111120-230	11/11/2020	N	230	230	ft	SO	Vadose-Coring	280-142697-2	SW8260B	11/20/2020	N	INITIAL	SW5035A	280-142697-1	1	591-78-6	2-Hexanone	< 13	ug/kg	N	U	U	5	13	20	ug/kg
KAFB-106V3	V-106V3-111120-230	11/11/2020	N	230	230	ft	SO	Vadose-Coring	280-142697-2	SW8260B	11/20/2020	N	INITIAL	SW5035A	280-142697-1	1	594-20-7	2,2-Dichloropropane	< 1.6	ug/kg	N	U	U	0.45	1.6	5.1	ug/kg
KAFB-106V3	V-106V3-111120-230	11/11/2020	N	230	230	ft	SO	Vadose-Coring	280-142697-2	SW8260B	11/20/2020	N	INITIAL	SW5035A	280-142697-1	1	630-20-6	1,1,1,2-Tetrachloroethane	< 5.1	ug/kg	N	U	U	2.3	5.1	5.1	ug/kg
KAFB-106V3	V-106V3-111120-230	11/11/2020	N	230	230	ft	SO	Vadose-Coring	280-142697-2	SW8260B	11/20/2020	N	INITIAL	SW5035A	280-142697-1	1	67-64-1	Acetone	< 74	ug/kg	N	U	UQ	36	74	74	ug/kg
KAFB-106V3	V-106V3-111120-230	11/11/2020	N	230	230	ft	SO	Vadose-Coring	280-142697-2	SW8260B	11/20/2020	N	INITIAL	SW5035A	280-142697-1	1	67-66-3	Chloroform	< 0.82	ug/kg	N	U	U	0.3	0.82	10	ug/kg
KAFB-106V3	V-106V3-111120-230	11/11/2020	N	230	230	ft	SO	Vadose-Coring	280-142697-2	SW8260B	11/20/2020	N	INITIAL	SW5035A	280-142697-1	1	71-43-2	Benzene	< 0.41	ug/kg	N	U	UM	0.15	0.41	5.1	ug/kg
KAFB-106V3	V-106V3-111120-230	11/11/2020	N	230	230	ft	SO	Vadose-Coring	280-142697-2	SW8260B	11/20/2020	N	INITIAL	SW5035A	280-142697-1	1	71-55-6	1,1,1-Trichloroethane	< 5.1	ug/kg	N	U	U	2	5.1	5.1	ug/kg
KAFB-106V3	V-106V3-111120-230	11/11/2020	N	230	230	ft	SO	Vadose-Coring	280-142697-2	SW8260B	11/20/2020	N	INITIAL	SW5035A	280-142697-1	1	74-83-9	Bromomethane	< 3.3	ug/kg	N	U	U	1.4	3.3	10	ug/kg
KAFB-106V3	V-106V3-111120-230	11/11/2020	N	230	230	ft	SO	Vadose-Coring	280-142697-2	SW8260B	11/20/2020	N	INITIAL	SW5035A	280-142697-1	1	74-87-3	Chloromethane	< 1.6	ug/kg	N	U	U	0.79	1.6	10	ug/kg
KAFB-106V3	V-106V3-111120-230	11/11/2020	N	230	230	ft	SO	Vadose-Coring	280-142697-2	SW8260B	11/20/2020	N	INITIAL	SW5035A	280-142697-1	1	74-95-3	Dibromomethane	< 0.82	ug/kg	N	U	U	0.32	0.82	5.1	ug/kg
KAFB-106V3	V-106V3-111120-230	11/11/2020	N	230	230	ft	SO	Vadose-Coring	280-142697-2	SW8260B	11/20/2020	N	INITIAL	SW5035A	280-142697-1	1	74-97-5	Bromochloromethane	< 5.1	ug/kg	N	U	U	2.5	5.1	5.1	ug/kg
KAFB-106V3	V-106V3-111120-230	11/11/2020	N	230	230	ft	SO	Vadose-Coring	280-142697-2	SW8260B	11/20/2020	N	INITIAL	SW5035A	280-142697-1	1	75-00-3	Chloroethane	< 6.6	ug/kg	N	U	U	2	6.6	10	ug/kg
KAFB-106V3	V-106V3-111120-230	11/11/2020	N	230	230	ft	SO	Vadose-Coring	280-142697-2	SW8260B	11/20/2020	N	INITIAL	SW5035A	280-142697-1	1	75-01-4	Vinyl chloride	< 3.3	ug/kg	N	U	UM	1.4	3.3	5.1	ug/kg
KAFB-106V3	V-106V3-111120-230	11/11/2020	N	230	230	ft	SO	Vadose-Coring	280-142697-2	SW8260B	11/20/2020	N	INITIAL	SW5035A	280-142697-1	1	75-09-2	Methylene chloride	< 3.3	ug/kg	N	U	U	1.6	3.3	5.1	ug/kg
KAFB-106V3	V-106V3-111120-230	11/11/2020	N	230	230	ft	SO	Vadose-Coring	280-142697-2	SW8260B	11/20/2020	N	INITIAL	SW5035A	280-142697-1	1	75-15-0	Carbon disulfide	< 5.1	ug/kg	N	U	U	1.7	5.1	5.1	ug/kg
KAFB-106V3	V-106V3-111120-230	11/11/2020	N	230	230	ft	SO	Vadose-Coring	280-142697-2	SW8260B	11/20/2020	N	INITIAL	SW5035A	280-142697-1	1	75-25-2	Bromoform	< 5.2	ug/kg	N	U	U	2.6	5.2	5.2	ug/kg
KAFB-106V3	V-106V3-111120-230	11/11/2020	N	230	230	ft	SO	Vadose-Coring	280-142697-2	SW8260B	11/20/2020	N	INITIAL	SW5035A	280-142697-1	1	75-27-4	Bromodichloromethane	< 5.1	ug/kg	N	U	U	2.2	5.1	5.1	ug/kg
KAFB-106V3	V-106V3-111120-230	11/11/2020	N	230	230	ft	SO	Vadose-Coring	280-142697-2	SW8260B	11/20/2020	N	INITIAL	SW5035A	280-142697-1	1	75-34-3	1,1-Dichloroethane	< 0.82	ug/kg	N	U	U	0.21	0.82	5.1	ug/kg
KAFB-106V3	V-106V3-111120-230	11/11/2020	N	230	230	ft	SO	Vadose-Coring	280-142697-2	SW8260B	11/20/2020	N	INITIAL	SW5035A	280-142697-1	1	75-35-4	1,1-Dichloroethene	< 1.6	ug/kg	N	U	U	0.6	1.6	5.1	ug/kg
KAFB-106V3	V-106V3-111120-230	11/11/2020	N	230	230	ft	SO	Vadose-Coring	280-142697-2	SW8260B	11/20/2020	N	INITIAL	SW5035A	280-142697-1	1	75-69-4	Trichlorofluoromethane	< 10	ug/kg	N	U	UQ	3.3	10	10	ug/kg
KAFB-106V3	V-106V3-111120-230	11/11/2020	N	230	230	ft	SO	Vadose-Coring	280-142697-2	SW8260B	11/20/2020	N	INITIAL	SW5035A	280-142697-1	1	75-71-8	Dichlorodifluoromethane	< 6.6	ug/kg	N	U	U	2.8	6.6	10	ug/kg
KAFB-106V3	V-106V3-111120-230	11/11/2020	N	230	230	ft	SO	Vadose-Coring	280-142697-2	SW8260B	11/20/2020	N	INITIAL	SW5035A	280-142697-1	1	78-87-5	1,2-Dichloropropane	< 1.6	ug/kg	N	U	UM	0.56	1.6	5.1	ug/kg
KAFB-106V3	V-106V3-111120-230	11/11/2020	N	230	230	ft	SO	Vadose-Coring	280-142697-2	SW8260B	11/20/2020	N	INITIAL	SW5035A	280-142697-1	1	78-93-3	2-Butanone	< 13	ug/kg	N	U	U	4	13	20	ug/kg
KAFB-106V3	V-106V3-111120-230	11/11/2020	N	230	230	ft	SO	Vadose-Coring	280-142697-2	SW8260B	11/20/2020	N	INITIAL	SW5035A	280-142697-1	1	79-00-5	1,1,2-Trichloroethane	< 3.3	ug/kg	N	U	U	0.9	3.3	5.1	ug/kg
KAFB-106V3	V-106V3-111120-230	11/11/2020	N	230	230	ft	SO	Vadose-Coring	280-142697-2	SW8260B	11/20/2020	N	INITIAL	SW5035A	280-142697-1	1	79-01-6	Trichloroethene	< 5.1	ug/kg	N	U	U	2	5.1	5.1	ug/kg
KAFB-106V3	V-106V3-111120-230	11/11/2020	N	230	230	ft	SO	Vadose-Coring	280-142697-2	SW8260B	11/20/2020	N	INITIAL	SW5035A	280-142697-1	1	79-34-5	1,1,2,2-Tetrachloroethane	< 0.82	ug/kg	N	U	U	0.29	0.82	5.1	ug/kg
KAFB-106V3	V-106V3-111120-230	11/11/2020	N	230	230	ft	SO	Vadose-Coring	280-142697-2	SW8260B	11/20/2020	N	INITIAL	SW5035A	280-142697-1	1	87-61-6	1,2,3-Trichlorobenzene	< 3.3	ug/kg	N	U	U	0.83	3.3	5.1	ug/kg
KAFB-106V3	V-106V3-111120-230	11/11/2020	N	230	230	ft	SO	Vadose-Coring	280-142697-2	SW8260B	11/20/2020	N	INITIAL	SW5035A	280-142697-1	1	87-68-3	Hexachloro-1,3-butadiene	< 5.1	ug/kg	N	U	U	2.2	5.1	5.1	ug/kg
KAFB-106V3	V-106V3-111120-230	11/11/2020	N	230	230	ft	SO	Vadose-Coring	280-142697-2	SW8260B	11/20/2020	N	INITIAL	SW5035A	280-142697-1	1	91-20-3	Naphthalene	< 6.9	ug/kg	N	U	U	3.4	6.9	6.9	ug/kg
KAFB-106V3	V-106V3-111120-230	11/11/2020	N	230	230	ft	SO	Vadose-Coring	280-142697-2	SW8260B	11/20/2020	N	INITIAL	SW5035A	280-142697-1	1	95-47-6	o-Xylene	< 0.82	ug/kg	N	U	U	0.27	0.82	5.1	ug/kg
KAFB-106V3	V-106V3-111120-230	11/11/2020	N	230	230	ft	SO	Vadose-Coring	280-142697-2	SW8260B	11/20/2020	N	INITIAL	SW5035A	280-142697-1	1	95-49-8	2-Chlorotoluene	< 1.6	ug/kg	N	U	U	0.52	1.6	5.1	ug/kg
KAFB-106V3	V-106V3-111120-230	11/11/2020	N	230	230	ft	SO	Vadose-Coring	280-142697-2	SW8260B	11/20/2020	N	INITIAL	SW5035A	280-142697-1	1	95-50-1	1,2-Dichlorobenzene	< 5.1	ug/kg	N	U	U	1.9	5.1	5.1	ug/kg
KAFB-106V3	V-106V3-111120-230	11/11/2020	N	230	230	ft	SO	Vadose-Coring	280-142697-2	SW8260B	11/20/2020	N	INITIAL	SW5035A	280-142697-1	1	95-63-6	1,2,4-Trimethylbenzene	< 5.1	ug/kg	N	U	U	2.4	5.1	5.1	ug/kg
KAFB-106V3	V-106V3-111120-230	11/11/2020	N	230	230	ft	SO	Vadose-Coring	280-142697-2	SW8260B	11/20/2020	N	INITIAL	SW5035A	280-142697-1	1	96-12-8	1,2-Dibromo-3-chloropropane	< 10	ug/kg	N	U	U	3.7	10	10	ug/kg
KAFB-106V3	V-106V3-111120-230	11/11/2020	N	230	230	ft	SO	Vadose-Coring	280-142697-2	SW8260B	11/20/2020	N	INITIAL	SW5035A	280-142697-1	1	96-18-4	1,2,3-Trichloropropane	< 0.82	ug/kg	N	U	U	0.22	0.82	5.1	ug/kg
KAFB-106V3	V-106V3-111120-230	11/11/2020	N	230	230	ft	SO	Vadose-Coring	280-142697-2	SW8260B	11/20/2020	N	INITIAL	SW5035A	280-142697-1	1	98-06-6	tert-Butylbenzene	< 1.6	ug/kg	N	U	U	0.51	1.6	5.1	ug/kg
KAFB-106V3	V-106V3-111120-230	11/11/2020	N	230	230	ft	SO	Vadose-Coring	280-142697-2	SW8260B	11/20/2020	N	INITIAL	SW5035A	280-142697-1	1	98-82-8	Isopropylbenzene	< 5.1	ug/kg	N	U	U	2.5	5.1	5.1	ug/kg
KAFB-106V3	V-106V3-111120-230	11/11/2020	N	230	230	ft	SO	Vadose-Coring	280-142697-2	SW8260B	11/20/2020	N	INITIAL	SW5035A	280-142697-1	1	99-87-6	4-Isopropyltoluene	< 3.3	ug/kg	N	U	U	1.2	3.3	5.1	ug/kg
KAFB-106V3	V-106V3-111120-240	11/11/2020	N	240	240	ft	SO	Vadose-Coring	280-142697-4	SW8260B	11/20/2020	N	INITIAL	SW5035A	280-142697-1	1	100-41-4	Ethylbenzene	< 1.5	ug/kg	N	U	U	0.58	1.5	9.6	ug/kg
KAFB-106V3	V-106V3-111120-240	11/11/2020	N	240	240	ft	SO	Vadose-Coring	280-142697-4	SW8260B	11/20/2020	N	INITIAL	SW5035A	280-142697-1	1	100-42-5	Styrene	< 1.5	ug/kg	N	U	U	0.54	1.5	9.6	ug/kg
KAFB-106V3	V-106V3-111120-240	11/11/2020	N	240	240	ft	SO	Vadose-Coring	280-142697-4	SW8260B	11/20/2020	N	INITIAL	SW5035A	280-142697-1	1	10061-01-5	cis-1,3-Dichloropropene	< 0.77	ug/kg	N	U	U	0.19	0.77	9.6	ug/kg
KAFB-106V3	V-106V3-111120-240	11/11/2020	N	240	240	ft	SO	Vadose-Coring	280-142697-4	SW8260B	11/20/2020	N	INITIAL	SW5035A	280-142697-1	1	10061-02-6	trans-1,3-Dichloropropene	< 0.38	ug/kg	N	U	U	0.16	0.38	9.6	ug/kg
KAFB-106V3	V-106V3-111120-240	11/11/2020	N	240	240	ft	SO	Vadose-Coring	280-142697-4	SW8260B	11/20/2020	N	INITIAL	SW5035A	280-142697-1	1	103-65-1	n-Propylbenzene	< 3.1	ug/kg	N	U	U	1.1	3.1	9.6	ug/kg
KAFB-106V3	V-106V3-111120-240	11/11/2020	N	240	240	ft	SO	Vadose-Coring	280-142697-4	SW8260B	11/20/2020	N	INITIAL	SW5035A	280-142697-1	1	104-51-8	n-Butylbenzene	< 3.1	ug/kg	N	U	U	1.1	3.1	9.6	ug/kg
KAFB-106V3	V-106V3-111120-240	11/11/2020	N	240	240	ft	SO	Vadose-Coring	280-142697-4	SW8260B	11/20/2020	N	INITIAL	SW5035A	280-142697-1	1	106-43-4	4-Chlorotoluene	< 1.5	ug/kg	N	U	U	0.69	1.5	9.6	ug/kg
KAFB-106V3	V-106V3-111120-240	11/11/2020	N	240	240	ft	SO	Vadose-Coring	280-142697-4	SW8260B	11/20/2020	N	INITIAL	SW5035A	280-142697-1	1	106-46-7	1,4-Dichlorobenzene	< 1.5	ug/kg	N	U	UM	0.47	1.5	9.6	ug/kg
KAFB-106V3	V-106V3-111120-240	11/11/2020	N	240	240	ft	SO	Vadose-Coring	280-142697-4	SW8260B	11/20/2020	N	INITIAL	SW5035A	280-142697-1	1	106-93-4	1,2-Dibromoethane	< 3.1	ug/kg	N	U	U	1	3.1	9.6	ug/kg
KAFB-106V3	V-106V3-111120-240	11/11/2020	N	240	240	ft	SO	Vadose-Coring	280-142697-4	SW8260B	11/20/2020	N	INITIAL	SW5035A	280-142697-1	1	107-06-2	1,2-Dichloroethane	< 3.1	ug/kg	N	U	U	1.3	3.1	9.6	ug/kg
KAFB-106V3	V-106V3-111120-240	11/11/2020	N	240	240	ft	SO	Vadose-Coring	280-142697-4	SW8260B	11/20/2020	N	INITIAL	SW5035A	280-142697-1	1	108-10-1	4-Methyl-2-pentanone	< 25	ug/kg	N	U	U	8.4	25	38	ug/kg
KAFB-106V3	V-106V3-111120-240	11/11/2020	N	240	240	ft	SO	Vadose-Coring	280-142697-4	SW8260B	11/20/2020	N	INITIAL	SW5035A	280-142697-1	1	108-67-8	1,3,5-Trimethylbenzene	< 9.6	ug/kg	N	U	U	4.6	9.6	9.6	ug/kg
KAFB-106V3	V-106V3-111120-240	11/11/2020	N	240	240	ft	SO	Vadose-Coring	280-142697-4	SW8260B	11/20/2020	N	INITIAL	SW5035A	280-142697-1	1	108-86-1	Bromobenzene	< 3.1	ug/kg	N	U	U	0.94	3.1	9.6	ug/kg
KAFB-106V3	V-106V3-111120-240	11/11/2020	N	240	240	ft	SO	Vadose-Coring	280-142697-4	SW8260B	11/20/2020	N	INITIAL	SW5035A	280-142697-1	1	108-88-3	Toluene	2.1	ug/kg	Y	J	J	0.44	1.5	9.6	ug/kg
KAFB-106V3	V-106V3-111120-240	11/11/2020	N	240	240	ft	SO	Vadose-Coring	280-142697-4	SW8260B	11/20/2020	N	INITIAL	SW5035A	280-142697-1	1	108-90-7	Chlorobenzene	< 9.6	ug/kg	N	U	U	3.9	9.6	9.6	ug/kg
KAFB-106V3	V-106V3-111120-240	11/11/2020	N	240	240	ft	SO	Vadose-Coring	280-142697-4	SW8260B	11/20/2020	N	INITIAL	SW5035A	280-142697-1	1	120-82-1	1,2,4-Trichlorobenzene	< 3.1	ug/kg	N	U	U	1.4	3.1	9.6	ug/kg
KAFB-106V3	V-106V3-111120-240	11/11/2020	N	240	240	ft	SO	Vadose-Coring	280-142697-4	SW8260B	11/20/2020	N	INITIAL	SW5035A	280-142697-1	1	124-48-1	Dibromochloromethane	< 9.6	ug/kg	N	U	U	4.4	9.6	9.6	ug/kg
KAFB-106V3	V-106V3-111120-240	11/11/2020	N	240	240	ft	SO	Vadose-Coring	280-142697-4	SW8260B	11/20/2020	N	INITIAL	SW5035A	280-142697-1	1	127-18-4	Tetrachloroethene	< 9.6	ug/kg	N	U	U	3.7	9.6	9.6	ug/kg
KAFB-106V3	V-106V3-111120-240	11/11/2020	N	240	240	ft	SO	Vadose-Coring	280-142697-4	SW8260B	11/20/2020	N	INITIAL	SW5035A	280-142697-1	1	135-98-8	sec-Butylbenzene	< 3.1	ug/kg	N	U	U	1.5	3.1	9.6	ug/kg
KAFB-106V3	V-106V3-111120-240	11/11/2020	N	240	240	ft	SO	Vadose-Coring	280-142697-4	SW8260B	11/20/2020	N	INITIAL	SW5035A	280-142697-1	1	142-28-9	1,3-Dichloropropane	< 0.77	ug/kg	N	U	U	0.33	0.77	9.6	ug/kg
KAFB-106V3	V-106V3-111120-240	11/11/2020	N	240	240	ft	SO	Vadose-Coring	280-142697-4	SW8260B	11/20/2020	N	INITIAL	SW5035A	280-142697-1	1	156-59-2	cis-1,2-Dichloroethene	< 1.5	ug/kg	N	U	U	0.39	1.5	9.6	ug/kg
KAFB-106V3	V-106V3-111120-240	11/11/2020	N	240	240	ft	SO	Vadose-Coring	280-142697-4	SW8260B	11/20/2020	N	INITIAL	SW5035A	280-142697-1	1	156-60-5	trans-1,2-Dichloroethene	< 1.5	ug/kg	N	U	U	0.75	1.5	9.6	ug/kg
KAFB-106V3	V-106V3-111120-240	11/11/2020	N	240	240	ft	SO	Vadose-Coring	280-142697-4	SW8260B	11/20/2020	N	INITIAL	SW5035A	280-142697-1	1	1634-04-4	Methyl tert-butyl ether	< 12	ug/kg	N	U	U	4	12	38	ug/kg
KAFB-106V3	V-106V3-111120-240	11/11/2020	N	240	240	ft	SO	Vadose-Coring	280-142697-4	SW8260B	11/20/2020	N	INITIAL	SW5035A	280-142697-1	1	179601-23-1	m- & p-Xylenes	< 6.1	ug/kg	N	U	U	2	6.1	6.1	ug/kg
KAFB-106V3	V-106V3-111120-240	11/11/2020	N	240	240	ft	SO	Vadose-Coring	280-142697-4	SW8260B	11/20/2020	N	INITIAL	SW5035A	280-142697-1	1	540-59-0	1,2-Dichloroethene	< 3.1	ug/kg	N	U	U	0.75	3.1	9.6	ug/kg
KAFB-106V3	V-106V3-111120-240	11/11/2020	N	240	240	ft	SO	Vadose-Coring	280-142697-4	SW8260B	11/20/2020	N	INITIAL	SW5035A	280-142697-1	1	541-73-1	1,3-Dichlorobenzene	< 3.1	ug/kg	N	U	U	0.92	3.1	9.6	ug/kg
KAFB-106V3	V-106V3-111120-240	11/11/2020	N	240	240	ft	SO	Vadose-Coring	280-142697-4	SW8260B	11/20/2020	N	INITIAL	SW5035A	280-142697-1	1	56-23-5	Carbon tetrachloride	< 9.6	ug/kg	N	U	U	3.9	9.6	9.6	ug/kg
KAFB-106V3	V-106V3-111120-240	11/11/2020	N	240	240	ft	SO	Vadose-Coring	280-142697-4	SW8260B	11/20/2020	N	INITIAL	SW5035A	280-142697-1	1	563-58-6	1,1-Dichloropropene	< 0.77	ug/kg	N	U	U	0.31	0.77	9.6	ug/kg
KAFB-106V3	V-106V3-111120-240	11/11/2020	N	240	240	ft	SO	Vadose-Coring	280-142697-4	SW8260B	11/20/2020	N	INITIAL	SW5035A	280-142697-1	1	591-78-6	2-Hexanone	< 25	ug/kg	N	U	U	9.4	25	38	ug/kg
KAFB-106V3	V-106V3-111120-240	11/11/2020	N	240	240	ft	SO	Vadose-Coring	280-142697-4	SW8260B	11/20/2020	N	INITIAL	SW5035A	280-142697-1	1	594-20-7	2,2-Dichloropropane	< 3.1	ug/kg	N	U	U	0.84	3.1	9.6	ug/kg
KAFB-106V3	V-106V3-111120-240	11/11/2020	N	240	240	ft	SO	Vadose-Coring	280-142697-4	SW8260B	11/20/2020	N	INITIAL	SW5035A	280-142697-1	1	630-20-6	1,1,1,2-Tetrachloroethane	< 9.6	ug/kg	N	U	U	4.3	9.6	9.6	ug/kg
KAFB-106V3	V-106V3-111120-240	11/11/2020	N	240	240	ft	SO	Vadose-Coring	280-142697-4	SW8260B	11/20/2020	N	INITIAL	SW5035A	280-142697-1	1	67-64-1	Acetone	< 140	ug/kg	N	U	UQ	68	140	140	ug/kg
KAFB-106V3	V-106V3-111120-240	11/11/2020	N	240	240	ft	SO	Vadose-Coring	280-142697-4	SW8260B	11/20/2020	N	INITIAL	SW5035A	280-142697-1	1	67-66-3	Chloroform	< 1.5	ug/kg	N	U	U	0.56	1.5	19	ug/kg
KAFB-106V3	V-106V3-111120-240	11/11/2020	N	240	240	ft	SO	Vadose-Coring	280-142697-4	SW8260B	11/20/2020	N	INITIAL	SW5035A	280-142697-1	1	71-43-2	Benzene	0.82	ug/kg	Y	J	J	0.29	0.77	9.6	ug/kg
KAFB-106V3	V-106V3-111120-240	11/11/2020	N	240	240	ft	SO	Vadose-Coring	280-142697-4	SW8260B	11/20/2020	N	INITIAL	SW5035A	280-142697-1	1	71-55-6	1,1,1-Trichloroethane	< 9.6	ug/kg	N	U	U	3.8	9.6	9.6	ug/kg
KAFB-106V3	V-106V3-111120-240	11/11/2020	N	240	240	ft	SO	Vadose-Coring	280-142697-4	SW8260B	11/20/2020	N	INITIAL	SW5035A	280-142697-1	1	74-83-9	Bromomethane	< 6.1	ug/kg	N	U	U	2.6	6.1	19	ug/kg
KAFB-106V3	V-106V3-111120-240	11/11/2020	N	240	240	ft	SO	Vadose-Coring	280-142697-4	SW8260B	11/20/2020	N	INITIAL	SW5035A	280-142697-1	1	74-87-3	Chloromethane	< 3.1	ug/kg	N	U	UM	1.5	3.1	19	ug/kg
KAFB-106V3	V-106V3-111120-240	11/11/2020	N	240	240	ft	SO	Vadose-Coring	280-142697-4	SW8260B	11/20/2020	N	INITIAL	SW5035A	280-142697-1	1	74-95-3	Dibromomethane	< 1.5	ug/kg	N	U	U	0.61	1.5	9.6	ug/kg
KAFB-106V3	V-106V3-111120-240	11/11/2020	N	240	240	ft	SO	Vadose-Coring	280-142697-4	SW8260B	11/20/2020	N	INITIAL	SW5035A	280-142697-1	1	74-97-5	Bromochloromethane	< 9.6	ug/kg	N	U	U	4.7	9.6	9.6	ug/kg
KAFB-106V3	V-106V3-111120-240	11/11/2020	N	240	240	ft	SO	Vadose-Coring	280-142697-4	SW8260B	11/20/2020	N	INITIAL	SW5035A	280-142697-1	1	75-00-3	Chloroethane	< 12	ug/kg	N	U	U	3.8	12	19	ug/kg
KAFB-106V3	V-106V3-111120-240	11/11/2020	N	240	240	ft	SO	Vadose-Coring	280-142697-4	SW8260B	11/20/2020	N	INITIAL	SW5035A	280-142697-1	1	75-01-4	Vinyl chloride	< 6.1	ug/kg	N	U	UM	2.6	6.1	9.6	ug/kg
KAFB-106V3	V-106V3-111120-240	11/11/2020	N	240	240	ft	SO	Vadose-Coring	280-142697-4	SW8260B	11/20/2020	N	INITIAL	SW5035A	280-142697-1	1	75-09-2	Methylene chloride	< 6.1	ug/kg	N	U	UM	3.1	6.1	9.6	ug/kg
KAFB-106V3	V-106V3-111120-240	11/11/2020	N	240	240	ft	SO	Vadose-Coring	280-142697-4	SW8260B	11/20/2020	N	INITIAL	SW5035A	280-142697-1	1	75-15-0	Carbon disulfide	< 9.6	ug/kg	N	U	UM	3.2	9.6	9.6	ug/kg
KAFB-106V3	V-106V3-111120-240	11/11/2020	N	240	240	ft	SO	Vadose-Coring	280-142697-4	SW8260B	11/20/2020	N	INITIAL	SW5035A	280-142697-1	1	75-25-2	Bromoform	< 9.8	ug/kg	N	U	U	4.9	9.8	9.8	ug/kg
KAFB-106V3	V-106V3-111120-240	11/11/2020	N	240	240	ft	SO	Vadose-Coring	280-142697-4	SW8260B	11/20/2020	N	INITIAL	SW5035A	280-142697-1	1	75-27-4	Bromodichloromethane	< 9.6	ug/kg	N	U	U	4.1	9.6	9.6	ug/kg
KAFB-106V3	V-106V3-111120-240	11/11/2020	N	240	240	ft	SO	Vadose-Coring	280-142697-4	SW8260B	11/20/2020	N	INITIAL	SW5035A	280-142697-1	1	75-34-3	1,1-Dichloroethane	< 1.5	ug/kg	N	U	U	0.4	1.5	9.6	ug/kg
KAFB-106V3	V-106V3-111120-240	11/11/2020	N	240	240	ft	SO	Vadose-Coring	280-142697-4	SW8260B	11/20/2020	N	INITIAL	SW5035A	280-142697-1	1	75-35-4	1,1-Dichloroethene	< 3.1	ug/kg	N	U	U	1.1	3.1	9.6	ug/kg

KAFB-106V3	V-106V3-111120-240	11/11/2020	N	240	240 ft	SO	Vadose-Coring	280-142697-4	SW8260B	11/20/2020	N	INITIAL	SW5035A	280-142697-1	1	75-69-4	Trichlorofluoromethane	< 19	ug/kg	N	U	UQ	6.1	19	19	ug/kg
KAFB-106V3	V-106V3-111120-240	11/11/2020	N	240	240 ft	SO	Vadose-Coring	280-142697-4	SW8260B	11/20/2020	N	INITIAL	SW5035A	280-142697-1	1	75-71-8	Dichlorodifluoromethane	< 12	ug/kg	N	U	U	5.3	12	19	ug/kg
KAFB-106V3	V-106V3-111120-240	11/11/2020	N	240	240 ft	SO	Vadose-Coring	280-142697-4	SW8260B	11/20/2020	N	INITIAL	SW5035A	280-142697-1	1	78-87-5	1,2-Dichloropropane	< 3.1	ug/kg	N	U	UM	1.1	3.1	9.6	ug/kg
KAFB-106V3	V-106V3-111120-240	11/11/2020	N	240	240 ft	SO	Vadose-Coring	280-142697-4	SW8260B	11/20/2020	N	INITIAL	SW5035A	280-142697-1	1	78-93-3	2-Butanone	< 25	ug/kg	N	U	U	7.5	25	38	ug/kg
KAFB-106V3	V-106V3-111120-240	11/11/2020	N	240	240 ft	SO	Vadose-Coring	280-142697-4	SW8260B	11/20/2020	N	INITIAL	SW5035A	280-142697-1	1	79-00-5	1,1,2-Trichloroethane	< 6.1	ug/kg	N	U	U	1.7	6.1	9.6	ug/kg
KAFB-106V3	V-106V3-111120-240	11/11/2020	N	240	240 ft	SO	Vadose-Coring	280-142697-4	SW8260B	11/20/2020	N	INITIAL	SW5035A	280-142697-1	1	79-01-6	Trichloroethene	< 9.6	ug/kg	N	U	U	3.7	9.6	9.6	ug/kg
KAFB-106V3	V-106V3-111120-240	11/11/2020	N	240	240 ft	SO	Vadose-Coring	280-142697-4	SW8260B	11/20/2020	N	INITIAL	SW5035A	280-142697-1	1	79-34-5	1,1,2,2-Tetrachloroethane	< 1.5	ug/kg	N	U	U	0.55	1.5	9.6	ug/kg
KAFB-106V3	V-106V3-111120-240	11/11/2020	N	240	240 ft	SO	Vadose-Coring	280-142697-4	SW8260B	11/20/2020	N	INITIAL	SW5035A	280-142697-1	1	87-61-6	1,2,3-Trichlorobenzene	< 6.1	ug/kg	N	U	U	1.6	6.1	9.6	ug/kg
KAFB-106V3	V-106V3-111120-240	11/11/2020	N	240	240 ft	SO	Vadose-Coring	280-142697-4	SW8260B	11/20/2020	N	INITIAL	SW5035A	280-142697-1	1	87-68-3	Hexachloro-1,3-butadiene	< 9.6	ug/kg	N	U	U	4.2	9.6	9.6	ug/kg
KAFB-106V3	V-106V3-111120-240	11/11/2020	N	240	240 ft	SO	Vadose-Coring	280-142697-4	SW8260B	11/20/2020	N	INITIAL	SW5035A	280-142697-1	1	91-20-3	Naphthalene	< 13	ug/kg	N	U	U	6.3	13	13	ug/kg
KAFB-106V3	V-106V3-111120-240	11/11/2020	N	240	240 ft	SO	Vadose-Coring	280-142697-4	SW8260B	11/20/2020	N	INITIAL	SW5035A	280-142697-1	1	95-47-6	o-Xylene	< 1.5	ug/kg	N	U	U	0.51	1.5	9.6	ug/kg
KAFB-106V3	V-106V3-111120-240	11/11/2020	N	240	240 ft	SO	Vadose-Coring	280-142697-4	SW8260B	11/20/2020	N	INITIAL	SW5035A	280-142697-1	1	95-49-8	2-Chlorotoluene	< 3.1	ug/kg	N	U	U	0.98	3.1	9.6	ug/kg
KAFB-106V3	V-106V3-111120-240	11/11/2020	N	240	240 ft	SO	Vadose-Coring	280-142697-4	SW8260B	11/20/2020	N	INITIAL	SW5035A	280-142697-1	1	95-50-1	1,2-Dichlorobenzene	< 9.6	ug/kg	N	U	U	3.6	9.6	9.6	ug/kg
KAFB-106V3	V-106V3-111120-240	11/11/2020	N	240	240 ft	SO	Vadose-Coring	280-142697-4	SW8260B	11/20/2020	N	INITIAL	SW5035A	280-142697-1	1	95-63-6	1,2,4-Trimethylbenzene	< 9.6	ug/kg	N	U	U	4.4	9.6	9.6	ug/kg
KAFB-106V3	V-106V3-111120-240	11/11/2020	N	240	240 ft	SO	Vadose-Coring	280-142697-4	SW8260B	11/20/2020	N	INITIAL	SW5035A	280-142697-1	1	96-12-8	1,2-Dibromo-3-chloropropane	< 19	ug/kg	N	U	U	7	19	19	ug/kg
KAFB-106V3	V-106V3-111120-240	11/11/2020	N	240	240 ft	SO	Vadose-Coring	280-142697-4	SW8260B	11/20/2020	N	INITIAL	SW5035A	280-142697-1	1	96-18-4	1,2,3-Trichloropropane	< 1.5	ug/kg	N	U	U	0.42	1.5	9.6	ug/kg
KAFB-106V3	V-106V3-111120-240	11/11/2020	N	240	240 ft	SO	Vadose-Coring	280-142697-4	SW8260B	11/20/2020	N	INITIAL	SW5035A	280-142697-1	1	98-06-6	tert-Butylbenzene	< 3.1	ug/kg	N	U	U	0.96	3.1	9.6	ug/kg
KAFB-106V3	V-106V3-111120-240	11/11/2020	N	240	240 ft	SO	Vadose-Coring	280-142697-4	SW8260B	11/20/2020	N	INITIAL	SW5035A	280-142697-1	1	98-82-8	Isopropylbenzene	< 9.6	ug/kg	N	U	U	4.6	9.6	9.6	ug/kg
KAFB-106V3	V-106V3-111120-240	11/11/2020	N	240	240 ft	SO	Vadose-Coring	280-142697-4	SW8260B	11/20/2020	N	INITIAL	SW5035A	280-142697-1	1	99-87-6	4-Isopropyltoluene	< 6.1	ug/kg	N	U	U	2.2	6.1	9.6	ug/kg
KAFB-106V3	V-106V3-111120-250	11/11/2020	N	250	250 ft	SO	Vadose-Coring	280-142697-6	SW8260B	11/20/2020	N	INITIAL	SW5035A	280-142697-1	1	100-41-4	Ethylbenzene	< 1	ug/kg	N	U	U	0.4	1	6.5	ug/kg
KAFB-106V3	V-106V3-111120-250	11/11/2020	N	250	250 ft	SO	Vadose-Coring	280-142697-6	SW8260B	11/20/2020	N	INITIAL	SW5035A	280-142697-1	1	100-42-5	Styrene	< 1	ug/kg	N	U	U	0.36	1	6.5	ug/kg
KAFB-106V3	V-106V3-111120-250	11/11/2020	N	250	250 ft	SO	Vadose-Coring	280-142697-6	SW8260B	11/20/2020	N	INITIAL	SW5035A	280-142697-1	1	10061-01-5	cis-1,3-Dichloropropene	< 0.52	ug/kg	N	U	U	0.13	0.52	6.5	ug/kg
KAFB-106V3	V-106V3-111120-250	11/11/2020	N	250	250 ft	SO	Vadose-Coring	280-142697-6	SW8260B	11/20/2020	N	INITIAL	SW5035A	280-142697-1	1	10061-02-6	trans-1,3-Dichloropropene	< 0.26	ug/kg	N	U	U	0.11	0.26	6.5	ug/kg
KAFB-106V3	V-106V3-111120-250	11/11/2020	N	250	250 ft	SO	Vadose-Coring	280-142697-6	SW8260B	11/20/2020	N	INITIAL	SW5035A	280-142697-1	1	103-65-1	n-Propylbenzene	< 2.1	ug/kg	N	U	U	0.76	2.1	6.5	ug/kg
KAFB-106V3	V-106V3-111120-250	11/11/2020	N	250	250 ft	SO	Vadose-Coring	280-142697-6	SW8260B	11/20/2020	N	INITIAL	SW5035A	280-142697-1	1	104-51-8	n-Butylbenzene	< 2.1	ug/kg	N	U	U	0.73	2.1	6.5	ug/kg
KAFB-106V3	V-106V3-111120-250	11/11/2020	N	250	250 ft	SO	Vadose-Coring	280-142697-6	SW8260B	11/20/2020	N	INITIAL	SW5035A	280-142697-1	1	106-43-4	4-Chlorotoluene	< 1	ug/kg	N	U	U	0.47	1	6.5	ug/kg
KAFB-106V3	V-106V3-111120-250	11/11/2020	N	250	250 ft	SO	Vadose-Coring	280-142697-6	SW8260B	11/20/2020	N	INITIAL	SW5035A	280-142697-1	1	106-46-7	1,4-Dichlorobenzene	< 1	ug/kg	N	U	U	0.32	1	6.5	ug/kg
KAFB-106V3	V-106V3-111120-250	11/11/2020	N	250	250 ft	SO	Vadose-Coring	280-142697-6	SW8260B	11/20/2020	N	INITIAL	SW5035A	280-142697-1	1	106-93-4	1,2-Dibromoethane	< 2.1	ug/kg	N	U	U	0.68	2.1	6.5	ug/kg
KAFB-106V3	V-106V3-111120-250	11/11/2020	N	250	250 ft	SO	Vadose-Coring	280-142697-6	SW8260B	11/20/2020	N	INITIAL	SW5035A	280-142697-1	1	107-06-2	1,2-Dichloroethane	< 2.1	ug/kg	N	U	U	0.91	2.1	6.5	ug/kg
KAFB-106V3	V-106V3-111120-250	11/11/2020	N	250	250 ft	SO	Vadose-Coring	280-142697-6	SW8260B	11/20/2020	N	INITIAL	SW5035A	280-142697-1	1	108-10-1	4-Methyl-2-pentanone	< 17	ug/kg	N	U	U	5.7	17	26	ug/kg
KAFB-106V3	V-106V3-111120-250	11/11/2020	N	250	250 ft	SO	Vadose-Coring	280-142697-6	SW8260B	11/20/2020	N	INITIAL	SW5035A	280-142697-1	1	108-67-8	1,3,5-Trimethylbenzene	< 6.5	ug/kg	N	U	U	3.2	6.5	6.5	ug/kg
KAFB-106V3	V-106V3-111120-250	11/11/2020	N	250	250 ft	SO	Vadose-Coring	280-142697-6	SW8260B	11/20/2020	N	INITIAL	SW5035A	280-142697-1	1	108-86-1	Bromobenzene	< 2.1	ug/kg	N	U	U	0.64	2.1	6.5	ug/kg
KAFB-106V3	V-106V3-111120-250	11/11/2020	N	250	250 ft	SO	Vadose-Coring	280-142697-6	SW8260B	11/20/2020	N	INITIAL	SW5035A	280-142697-1	1	108-88-3	Toluene	0.48	ug/kg	Y	J	J	0.3	1	6.5	ug/kg
KAFB-106V3	V-106V3-111120-250	11/11/2020	N	250	250 ft	SO	Vadose-Coring	280-142697-6	SW8260B	11/20/2020	N	INITIAL	SW5035A	280-142697-1	1	108-90-7	Chlorobenzene	< 6.5	ug/kg	N	U	U	2.7	6.5	6.5	ug/kg
KAFB-106V3	V-106V3-111120-250	11/11/2020	N	250	250 ft	SO	Vadose-Coring	280-142697-6	SW8260B	11/20/2020	N	INITIAL	SW5035A	280-142697-1	1	120-82-1	1,2,4-Trichlorobenzene	< 2.1	ug/kg	N	U	U	0.95	2.1	6.5	ug/kg
KAFB-106V3	V-106V3-111120-250	11/11/2020	N	250	250 ft	SO	Vadose-Coring	280-142697-6	SW8260B	11/20/2020	N	INITIAL	SW5035A	280-142697-1	1	124-48-1	Dibromochloromethane	< 6.5	ug/kg	N	U	U	3	6.5	6.5	ug/kg
KAFB-106V3	V-106V3-111120-250	11/11/2020	N	250	250 ft	SO	Vadose-Coring	280-142697-6	SW8260B	11/20/2020	N	INITIAL	SW5035A	280-142697-1	1	127-18-4	Tetrachloroethene	< 6.5	ug/kg	N	U	U	2.5	6.5	6.5	ug/kg
KAFB-106V3	V-106V3-111120-250	11/11/2020	N	250	250 ft	SO	Vadose-Coring	280-142697-6	SW8260B	11/20/2020	N	INITIAL	SW5035A	280-142697-1	1	135-98-8	sec-Butylbenzene	< 2.1	ug/kg	N	U	U	1	2.1	6.5	ug/kg
KAFB-106V3	V-106V3-111120-250	11/11/2020	N	250	250 ft	SO	Vadose-Coring	280-142697-6	SW8260B	11/20/2020	N	INITIAL	SW5035A	280-142697-1	1	142-28-9	1,3-Dichloropropane	< 0.52	ug/kg	N	U	U	0.23	0.52	6.5	ug/kg
KAFB-106V3	V-106V3-111120-250	11/11/2020	N	250	250 ft	SO	Vadose-Coring	280-142697-6	SW8260B	11/20/2020	N	INITIAL	SW5035A	280-142697-1	1	156-59-2	cis-1,2-Dichloroethene	< 1	ug/kg	N	U	U	0.26	1	6.5	ug/kg
KAFB-106V3	V-106V3-111120-250	11/11/2020	N	250	250 ft	SO	Vadose-Coring	280-142697-6	SW8260B	11/20/2020	N	INITIAL	SW5035A	280-142697-1	1	156-60-5	trans-1,2-Dichloroethene	< 1	ug/kg	N	U	U	0.51	1	6.5	ug/kg
KAFB-106V3	V-106V3-111120-250	11/11/2020	N	250	250 ft	SO	Vadose-Coring	280-142697-6	SW8260B	11/20/2020	N	INITIAL	SW5035A	280-142697-1	1	1634-04-4	Methyl tert-butyl ether	< 8.3	ug/kg	N	U	U	2.7	8.3	26	ug/kg
KAFB-106V3	V-106V3-111120-250	11/11/2020	N	250	250 ft	SO	Vadose-Coring	280-142697-6	SW8260B	11/20/2020	N	INITIAL	SW5035A	280-142697-1	1	179601-23-1	m- & p-Xylenes	< 4.2	ug/kg	N	U	U	1.4	4.2	4.2	ug/kg
KAFB-106V3	V-106V3-111120-250	11/11/2020	N	250	250 ft	SO	Vadose-Coring	280-142697-6	SW8260B	11/20/2020	N	INITIAL	SW5035A	280-142697-1	1	540-59-0	1,2-Dichloroethene	< 2.1	ug/kg	N	U	U	0.51	2.1	6.5	ug/kg
KAFB-106V3	V-106V3-111120-250	11/11/2020	N	250	250 ft	SO	Vadose-Coring	280-142697-6	SW8260B	11/20/2020	N	INITIAL	SW5035A	280-142697-1	1	541-73-1	1,3-Dichlorobenzene	< 2.1	ug/kg	N	U	U	0.63	2.1	6.5	ug/kg
KAFB-106V3	V-106V3-111120-250	11/11/2020	N	250	250 ft	SO	Vadose-Coring	280-142697-6	SW8260B	11/20/2020	N	INITIAL	SW5035A	280-142697-1	1	56-23-5	Carbon tetrachloride	< 6.5	ug/kg	N	U	U	2.6	6.5	6.5	ug/kg
KAFB-106V3	V-106V3-111120-250	11/11/2020	N	250	250 ft	SO	Vadose-Coring	280-142697-6	SW8260B	11/20/2020	N	INITIAL	SW5035A	280-142697-1	1	563-58-6	1,1-Dichloropropene	< 0.52	ug/kg	N	U	U	0.21	0.52	6.5	ug/kg
KAFB-106V3	V-106V3-111120-250	11/11/2020	N	250	250 ft	SO	Vadose-Coring	280-142697-6	SW8260B	11/20/2020	N	INITIAL	SW5035A	280-142697-1	1	591-78-6	2-Hexanone	< 17	ug/kg	N	U	U	6.4	17	26	ug/kg
KAFB-106V3	V-106V3-111120-250	11/11/2020	N	250	250 ft	SO	Vadose-Coring	280-142697-6	SW8260B	11/20/2020	N	INITIAL	SW5035A	280-142697-1	1	594-20-7	2,2-Dichloropropane	< 2.1	ug/kg	N	U	U	0.57	2.1	6.5	ug/kg
KAFB-106V3	V-106V3-111120-250	11/11/2020	N	250	250 ft	SO	Vadose-Coring	280-142697-6	SW8260B	11/20/2020	N	INITIAL	SW5035A	280-142697-1	1	630-20-6	1,1,1,2-Tetrachloroethane	< 6.5	ug/kg	N	U	U	2.9	6.5	6.5	ug/kg
KAFB-106V3	V-106V3-111120-250	11/11/2020	N	250	250 ft	SO	Vadose-Coring	280-142697-6	SW8260B	11/20/2020	N	INITIAL	SW5035A	280-142697-1	1	67-64-1	Acetone	< 94	ug/kg	N	U	JBQ	46	94	94	ug/kg
KAFB-106V3	V-106V3-111120-250	11/11/2020	N	250	250 ft	SO	Vadose-Coring	280-142697-6	SW8260B	11/20/2020	N	INITIAL	SW5035A	280-142697-1	1	67-66-3	Chloroform	< 1	ug/kg	N	U	U	0.38	1	13	ug/kg
KAFB-106V3	V-106V3-111120-250	11/11/2020	N	250	250 ft	SO	Vadose-Coring	280-142697-6	SW8260B	11/20/2020	N	INITIAL	SW5035A	280-142697-1	1	71-43-2	Benzene	< 0.52	ug/kg	N	U	UM	0.2	0.52	6.5	ug/kg
KAFB-106V3	V-106V3-111120-250	11/11/2020	N	250	250 ft	SO	Vadose-Coring	280-142697-6	SW8260B	11/20/2020	N	INITIAL	SW5035A	280-142697-1	1	71-55-6	1,1,1-Trichloroethane	< 6.5	ug/kg	N	U	U	2.6	6.5	6.5	ug/kg
KAFB-106V3	V-106V3-111120-250	11/11/2020	N	250	250 ft	SO	Vadose-Coring	280-142697-6	SW8260B	11/20/2020	N	INITIAL	SW5035A	280-142697-1	1	74-83-9	Bromomethane	< 4.2	ug/kg	N	U	U	1.8	4.2	13	ug/kg
KAFB-106V3	V-106V3-111120-250	11/11/2020	N	250	250 ft	SO	Vadose-Coring	280-142697-6	SW8260B	11/20/2020	N	INITIAL	SW5035A	280-142697-1	1	74-87-3	Chloromethane	< 2.1	ug/kg	N	U	U	1	2.1	13	ug/kg
KAFB-106V3	V-106V3-111120-250	11/11/2020	N	250	250 ft	SO	Vadose-Coring	280-142697-6	SW8260B	11/20/2020	N	INITIAL	SW5035A	280-142697-1	1	74-95-3	Dibromomethane	< 1	ug/kg	N	U	U	0.41	1	6.5	ug/kg
KAFB-106V3	V-106V3-111120-250	11/11/2020	N	250	250 ft	SO	Vadose-Coring	280-142697-6	SW8260B	11/20/2020	N	INITIAL	SW5035A	280-142697-1	1	74-97-5	Bromochloromethane	< 6.5	ug/kg	N	U	U	3.2	6.5	6.5	ug/kg
KAFB-106V3	V-106V3-111120-250	11/11/2020	N	250	250 ft	SO	Vadose-Coring	280-142697-6	SW8260B	11/20/2020	N	INITIAL	SW5035A	280-142697-1	1	75-00-3	Chloroethane	< 8.3	ug/kg	N	U	U	2.6	8.3	13	ug/kg
KAFB-106V3	V-106V3-111120-250	11/11/2020	N	250	250 ft	SO	Vadose-Coring	280-142697-6	SW8260B	11/20/2020	N	INITIAL	SW5035A	280-142697-1	1	75-01-4	Vinyl chloride	< 4.2	ug/kg	N	U	UM	1.7	4.2	6.5	ug/kg
KAFB-106V3	V-106V3-111120-250	11/11/2020	N	250	250 ft	SO	Vadose-Coring	280-142697-6	SW8260B	11/20/2020	N	INITIAL	SW5035A	280-142697-1	1	75-09-2	Methylene chloride	< 4.2	ug/kg	N	U	U	2.1	4.2	6.5	ug/kg
KAFB-106V3	V-106V3-111120-250	11/11/2020	N	250	250 ft	SO	Vadose-Coring	280-142697-6	SW8260B	11/20/2020	N	INITIAL	SW5035A	280-142697-1	1	75-15-0	Carbon disulfide	< 6.5	ug/kg	N	U	U	2.2	6.5	6.5	ug/kg
KAFB-106V3	V-106V3-111120-250	11/11/2020	N	250	250 ft	SO	Vadose-Coring	280-142697-6	SW8260B	11/20/2020	N	INITIAL	SW5035A	280-142697-1	1	75-25-2	Bromoform	< 6.6	ug/kg	N	U	U	3.3	6.6	6.6	ug/kg
KAFB-106V3	V-106V3-111120-250	11/11/2020	N	250	250 ft	SO	Vadose-Coring	280-142697-6	SW8260B	11/20/2020	N	INITIAL	SW5035A	280-142697-1	1	75-27-4	Bromodichloromethane	< 6.5	ug/kg	N	U	U	2.8	6.5	6.5	ug/kg
KAFB-106V3	V-106V3-111120-250	11/11/2020	N	250	250 ft	SO	Vadose-Coring	280-142697-6	SW8260B	11/20/2020	N	INITIAL	SW5035A	280-142697-1	1	75-34-3	1,1-Dichloroethane	< 1	ug/kg	N	U	U	0.27	1	6.5	ug/kg
KAFB-106V3	V-106V3-111120-250	11/11/2020	N	250	250 ft	SO	Vadose-Coring	280-142697-6	SW8260B	11/20/2020	N	INITIAL	SW5035A	280-142697-1	1	75-35-4	1,1-Dichloroethene	< 2.1	ug/kg	N	U	U	0.77	2.1	6.5	ug/kg
KAFB-106V3	V-106V3-111120-250	11/11/2020	N	250	250 ft	SO	Vadose-Coring	280-142697-6	SW8260B	11/20/2020	N	INITIAL	SW5035A	280-142697-1	1	75-69-4	Trichlorofluoromethane	< 13	ug/kg	N	U	UQ	4.2	13	13	ug/kg
KAFB-106V3	V-106V3-111120-250	11/11/2020	N	250	250 ft	SO	Vadose-Coring	280-142697-6	SW8260B	11/20/2020	N	INITIAL	SW5035A	280-142697-1	1	75-71-8	Dichlorodifluoromethane	< 8.3	ug/kg	N	U	U	3.6	8.3	13	ug/kg
KAFB-106V3	V-106V3-111120-250	11/11/2020	N	250	250 ft	SO	Vadose-Coring	280-142697-6	SW8260B	11/20/2020	N	INITIAL	SW5035A	280-142697-1	1	78-87-5	1,2-Dichloropropane	< 2.1	ug/kg	N	U	U	0.72	2.1	6.5	ug/kg
KAFB-106V3	V-106V3-111120-250	11/11/2020	N	250	250 ft	SO	Vadose-Coring	280-142697-6	SW8260B	11/20/2020	N	INITIAL	SW5035A	280-142697-1	1	78-93-3	2-Butanone	< 17	ug/kg	N	U	U	5.1	17	26	ug/kg
KAFB-106V3	V-106V3-111120-250	11/11/2020	N	250	250 ft	SO	Vadose-Coring	280-142697-6	SW8260B	11/20/2020	N	INITIAL	SW5035A	280-142697-1	1	79-00-5	1,1,2-Trichloroethane	< 4.2	ug/kg	N	U	U	1.1	4.2	6.5	ug/kg
KAFB-106V3	V-106V3-111120-250	11/11/2020	N	250	250 ft	SO	Vadose-Coring	280-142697-6	SW8260B	11/20/2020	N	INITIAL	SW5035A	280-142697-1	1	79-01-6	Trichloroethene	< 6.5	ug/kg	N	U	U	2.5	6.5	6.5	ug/kg
KAFB-106V3	V-106V3-111120-250	11/11/2020	N	250	250 ft	SO	Vadose-Coring	280-142697-6	SW8260B	11/20/2020	N	INITIAL	SW5035A	280-142697-1	1	79-34-5	1,1,2,2-Tetrachloroethane	< 1	ug/kg	N	U	U	0.37	1	6.5	ug/kg
KAFB-106V3	V-106V3-111120-250	11/11/2020	N	250	250 ft	SO	Vadose-Coring	280-142697-6	SW8260B	11/20/2020	N	INITIAL	SW5035A	280-142697-1	1	87-61-6	1,2,3-Trichlorobenzene	< 4.2	ug/kg	N	U	U	1.1	4.2	6.5	ug/kg
KAFB-106V3	V-106V3-111120-250	11/11/2020	N	250	250 ft	SO	Vadose-Coring	280-142697-6	SW8260B	11/20/2020	N	INITIAL	SW5035A	280-142697-1	1	87-68-3	Hexachloro-1,3-butadiene	< 6.5	ug/kg	N	U	U	2.8	6.5	6.5	ug/kg
KAFB-106V3	V-106V3-111120-250	11/11/2020	N	250	250 ft	SO	Vadose-Coring	280-142697-6	SW8260B	11/20/2020	N	INITIAL	SW5035A	280-142697-1	1	91-20-3	Naphthalene	< 8.7	ug/kg	N	U	U	4.3	8.7	8.7	ug/kg
KAFB-106V3	V-106V3-111120-250	11/11/2020	N	250	250 ft	SO	Vadose-Coring	280-142697-6	SW8260B	11/20/2020	N	INITIAL	SW5035A	280-142697-1	1	95-47-6	o-Xylene	< 1	ug/kg	N	U	U	0.35	1	6.5	ug/kg
KAFB-106V3	V-106V3-111120-250	11/11/2020	N	250	250 ft	SO	Vadose-Coring	280-142697-6	SW8260B	11/20/2020	N	INITIAL	SW5035A	280-142697-1	1	95-49-8	2-Chlorotoluene	< 2.1	ug/kg	N	U	U	0.66	2.1	6.5	ug/kg
KAFB-106V3	V-106V3-111120-250	11/11/2020	N	250	250 ft	SO	Vadose-Coring	280-142697-6	SW8260B	11/20/2020	N	INITIAL	SW5035A	280-142697-1	1	95-50-1	1,2-Dichlorobenzene	< 6.5	ug/kg	N	U	U	2.4	6.5	6.5	ug/kg
KAFB-106V3	V-106V3-111120-250	11/11/2020	N	250	250 ft	SO	Vadose-Coring	280-142697-6	SW8260B	11/20/2020	N	INITIAL	SW5035A	280-142697-1	1	95-63-6	1,2,4-Trimethylbenzene	< 6.5	ug/kg	N	U	U	3	6.5	6.5	ug/kg
KAFB-106V3	V-106V3-111120-250	11/11/2020	N	250	250 ft	SO	Vadose-Coring	280-142697-6	SW8260B	11/20/2020	N	INITIAL	SW5035A	280-142697-1	1	96-12-8	1,2-Dibromo-3-chloropropane	< 13	ug/kg	N	U	U	4.8	13	13	ug/kg
KAFB-106V3	V-106V3-111120-250	11/11/2020	N	250	250 ft	SO	Vadose-Coring	280-142697-6	SW8260B	11/20/2020	N	INITIAL	SW5035A	280-142697-1	1	96-18-4	1,2,3-Trichloropropane	< 1	ug/kg	N	U	U	0.28	1	6.5	ug/kg
KAFB-106V3	V-106V3-111120-250	11/11/2020	N	250	250 ft	SO	Vadose-Coring	280-142697-6	SW8260B	11/20/2020	N	INITIAL	SW5035A	280-142697-1	1	98-06-6	tert-Butylbenzene	< 2.1	ug/kg	N	U	U	0.65	2.1	6.5	ug/kg
KAFB-106V3	V-106V3-111120-250	11/11/2020	N	250	250 ft	SO	Vadose-Coring	280-142697-6	SW8260B	11/20/2020	N	INITIAL	SW5035A	280-142697-1	1	98-82-8	Isopropylbenzene	< 6.5	ug/kg	N	U	U	3.1	6.5	6.5	ug/kg
KAFB-106V3	V-106V3-111120-250	11/11/2020	N	250	250 ft	SO	Vadose-Coring	280-142697-6	SW8260B	11/20/2020	N	INITIAL	SW5035A	280-142697-1	1	99-87-6	4-Isopropyltoluene	< 4.2	ug/kg	N	U	U	1.5	4.2	6.5	ug/kg
KAFB-106V3	V-106V3-111120-260	11/11/2020	N	260	260 ft	SO	Vadose-Coring	280-142697-8	SW8260B	11/20/2020	N	INITIAL	SW5035A	280-142697-1	1	100-41-4	Ethylbenzene	0.34	ug/kg	Y	J	J	0.31	0.82	5.1	ug/kg
KAFB-106V3	V-106V3-111120-260	11/11/2020	N	260	260 ft	SO	Vadose-Coring	280-142697-8	SW8260B	11/20/2020	N	INITIAL	SW5035A	280-142697-1	1	100-42-5	Styrene	< 0.82	ug/kg	N	U	UM	0.29	0.82	5.1	ug/kg
KAFB-106V3	V-106V3-111120-260	11/11/2020	N	260	260 ft	SO	Vadose-Coring	280-142697-8	SW8260B	11/20/2020	N	INITIAL	SW5035A	280-142697-1	1	10061-01-5	cis-1,3-Dichloropropene	< 0.41	ug/kg	N	U	U	0.1	0.41	5.1	ug/kg
KAFB-106V3	V-106V3-111120-260	11/11/2020	N	260	260 ft	SO	Vadose-Coring	280-142697-8	SW8260B	11/20/2020	N	INITIAL	SW5035A	280-142697-1	1	10061-02-6	trans-1,3-Dichloropropene	< 0.21	ug/kg	N	U	U	0.085	0.21	5.1	ug/kg
KAFB-106V3	V-106V3-111120-260	11/11/2020	N	260	260 ft	SO	Vadose-Coring	280-142697-8	SW8260B	11/20/2020	N	INITIAL	SW5035A	280-142697-1	1	103-65-1	n-Propylbenzene	< 1.6	ug/kg	N	U	U	0.6	1.6	5.1	ug/kg
KAFB-106V3	V-106V3-111120-260	11/11/2020	N	260	260 ft	SO	Vadose-Coring	280-142697-8	SW8260B	11/20/2020	N	INITIAL	SW5035A	280-142697-1	1	104-51-8	n-Butylbenzene	< 1.6	ug/kg	N	U	U	0.57	1.6	5.1	ug/kg
KAFB-106V3	V-106V3-111120-260	11/11/2020	N	260	260 ft	SO	Vadose-Coring	280-142697-8	SW8260B	11/20/2020	N	INITIAL	SW5035A	280-142697-1	1	106-43-4	4-Chlorotoluene	< 0.82	ug/kg	N	U	U	0.37	0.82	5.1	ug/kg
KAFB-106V3	V-106V3-111120-260	11/11/2020	N	260	260 ft	SO	Vadose-Coring	280-142697-8	SW8260B	11/20/2020	N	INITIAL	SW5035A	280-142697-1	1	106-46-7	1,4-Dichlorobenzene	< 0.82	ug/kg	N	U	UM	0.25	0.82	5.1	ug/kg
KAFB-106V3	V-106V3-111120-260	11/11/2020	N	260	260 ft	SO	Vadose-Coring	280-142697-8	SW8260B	11/20/2020	N	INITIAL	SW5035A	280-142697-1	1	106-93-4	1,2-Dibromoethane	5.1	ug/kg	Y			0.53	1.6	5.1	ug/kg
KAFB-106V3	V-106V3-111120-260	11/11/2020	N	260	260 ft	SO	Vadose-Coring	280-142697-8	SW8260B	11/20/2020	N	INITIAL	SW5035A	280-142697-1	1	107-06-2	1,2-Dichloroethane	< 1.6	ug/kg	N	U	U	0.72	1.6	5.1	ug/kg
KAFB-106V3	V-106V3-111120-260	11/11/2020	N	260	260 ft	SO	Vadose-Coring	280-142697-8	SW8260B	11/20/2020	N	INITIAL	SW5035A	280-142697-1	1	108-10-1	4-Methyl-2-pentanone	94	ug/kg	Y			4.5	13	21	ug/kg
KAFB-106V3	V-106V3-111120-260	11/11/2020	N	260	260 ft	SO	Vadose-Coring	280-142697-8	SW8260B	11/20/2020	N	INITIAL	SW5035A	280-142697-1	1	108-67-8	1,3,5-Trimethylbenzene	< 5.1	ug/kg	N	U	U	2.5	5.1	5.1	ug/kg
KAFB-106V3	V-106V3-111120-260	11/11/2020	N	260	260 ft	SO	Vadose-Coring	280-142697-8	SW8260B	11/20/2020	N	INITIAL	SW5035A	280-142697-1	1	108-86-1	Bromobenzene	< 1.6	ug/kg	N	U	U	0.5	1.6	5.1	ug/kg
KAFB-106V3	V-106V3-111120-260	11/11/2020	N	260	260 ft	SO	Vadose-Coring	280-142697-8	SW8260B	11/20/2020	N	INITIAL	SW5035A	280-142697-1	1	108-88-3	Toluene	4.6	ug/kg	Y	J	J	0.23	0.82	5.1	ug/kg
KAFB-106V3	V-106V3-111120-260	11/11/2020	N	260	260 ft	SO	Vadose-Coring	280-142697-8	SW8260B	11/20/2020	N	INITIAL	SW5035A	280-142697-1	1	108-90-7	Chlorobenzene	< 5.1	ug/kg	N	U	U	2.1	5.1	5.1	ug/kg
KAFB-106V3	V-106V3-111120-260	11/11/2020	N	260	260 ft	SO	Vadose-Coring	280-142697-8	SW8260B	11/20/2020	N	INITIAL	SW5035A	280-142697-1	1	120-82-1	1,2,4-Trichlorobenzene	< 1.6	ug/kg	N	U	U	0.75	1.6	5.1	ug/kg
KAFB-106V3	V-106V3-111120-260	11/11/2020	N	260	260 ft	SO	Vadose-Coring	280-142697-8	SW8260B	11/20/2020	N	INITIAL	SW5035A	280-142697-1	1	124-48-1	Dibromochloromethane	< 5.1	ug/kg	N	U	U	2.3	5.1	5.1	ug/kg
KAFB-106V3	V-106V3-111120-260	11/11/2020	N	260	260 ft	SO	Vadose-Coring	280-142697-8	SW8260B	11/20/2020	N	INITIAL	SW5035A	280-142697-1	1	127-18-4	Tetrachloroethene	< 5.1	ug/kg	N	U	U	2	5.1	5.1	ug/kg
KAFB-106V3	V-106V3-111120-260	11/11/2020	N	260	260 ft	SO	Vadose-Coring	280-142697-8	SW8260B	11/20/2020	N	INITIAL	SW5035A	280-142697-1	1	135-98-8	sec-Butylbenzene	< 1.6	ug/kg	N	U	U	0.79	1.6	5.1	ug/kg
KAFB-106V3	V-106V3-111120-260	11/11/2020	N	260	260 ft	SO	Vadose-Coring	280-142697-8	SW8260B	11/20/2020	N	INITIAL	SW5035A	280-142697-1	1	142-28-9	1,3-Dichloropropane	< 0.41	ug/kg	N	U	U	0.18	0.41	5.1	ug/kg
KAFB-106V3	V-106V3-111120-260	11/11/2020	N	260	260 ft	SO	Vadose-Coring	280-142697-8	SW8260B	11/20/2020	N	INITIAL	SW5035A	280-142697-1	1	156-59-2	cis-1,2-Dichloroethene	< 0.82	ug/kg	N	U	U	0.21	0.82	5.1	ug/kg
KAFB-106V3	V-106V3-111120-260	11/11/2020	N	260	260 ft	SO	Vadose-Coring	280-142697-8	SW8260B	11/20/2020	N	INITIAL	SW5035A	280-142697-1	1	156-60-5	trans-1,2-Dichloroethene	< 0.82	ug/kg	N	U	U	0.4	0.82	5.1	ug/kg
KAFB-106V3	V-106V3-111120-260	11/11/2020	N	260	260 ft	SO	Vadose-Coring	280-142697-8	SW8260B	11/20/2020	N	INITIAL	SW5035A	280-142697-1	1	1634-04-4	Methyl tert-butyl ether	< 6.6	ug/kg	N	U	UM	2.2	6.6	21	ug/kg
KAFB-106V3	V-106V3-111120-260	11/11/2020	N	260	260 ft	SO	Vadose-Coring	280-142697-8	SW8260B	11/20/2020	N	INITIAL	SW5035A	280-142697-1	1	179601-23-1	m- & p-Xylenes	< 3.3	ug/kg	N	U	U	1.1	3.3	3.3	ug/kg
KAFB-106V3	V-106V3-111120-260	11/11/2020	N	260	260 ft	SO	Vadose-Coring	280-142697-8	SW8260B	11/20/2020	N	INITIAL	SW5035A	280-142697-1	1	540-59-0	1,2-Dichloroethene	< 1.6	ug/kg	N	U	U	0.4	1.6	5.1	ug/kg
KAFB-106V3	V-106V3-111120-260	11/11/2020	N	260	260 ft	SO	Vadose-Coring	280-142697-8	SW8260B	11/20/2020	N	INITIAL	SW5035A	280-142697-1	1	541-73-1	1,3-Dichlorobenzene	< 1.6	ug/kg	N	U	U	0.49	1.6	5.1	ug/kg
KAFB-106V3	V-106V3-111120-260	11/11/2020	N	260	260 ft	SO	Vadose-Coring	280-142697-8	SW8260B	11/20/2020	N	INITIAL	SW5035A	280-142697-1	1	56-23-5	Carbon tetrachloride	< 5.1	ug/kg	N	U	U	2.1	5.1	5.1	ug/kg
KAFB-106V3	V-106V3-111120-260	11/11/2020	N	260	260 ft	SO	Vadose-Coring	280-142697-8	SW8260B	11/20/2020	N	INITIAL	SW5035A	280-142697-1	1	563-58-6	1,1-Dichloropropene	< 0.41	ug/kg	N	U	U	0.17	0.41	5.1	ug/kg
KAFB-106V3	V-106V3-111120-260	11/11/2020	N	260	260 ft	SO	Vadose-Coring	280-142697-8	SW8260B	11/20/2020	N	INITIAL	SW5035A	280-142697-1	1	591-78-6	2-Hexanone	120	ug/kg	Y			5	13	21	ug/kg
KAFB-106V3	V-106V3-111120-260	11/11/2020	N	260	260 ft	SO	Vadose-Coring	280-142697-8	SW8260B	11/20/2020	N	INITIAL	SW5035A	280-142697-1	1	594-20-7	2,2-Dichloropropane	< 1.6	ug/kg	N	U	U	0.45	1.6	5.1	ug/kg
KAFB-106V3	V-106V3-111120-260	11/11/2020	N	260	260 ft	SO	Vadose-Coring	280-142697-8	SW8260B	11/20/2020	N	INITIAL	SW5035A	280-142697-1	1	630-20-6	1,1,1,2-Tetrachloroethane	< 5.1	ug/kg	N	U	U	2.3	5.1	5.1	ug/kg
KAFB-106V3	V-106V3-111120-260	11/11/2020	N	260	260 ft	SO	Vadose-Coring	280-142697-8	SW8260B	11/20/2020	N	INITIAL	SW5035A	280-142697-1	1	67-66-3	Chloroform	< 0.82	ug/kg	N	U	U	0.3	0.82	10	ug/kg
KAFB-106V3	V-106V3-111120-260	11/11/2020	N	260	260 ft	SO	Vadose-Coring	280-142697-8	SW8260B	11/20/2020	N	INITIAL	SW5035A	280-142697-1	1	71-43-2	Benzene	1.2	ug/kg	Y	J	J	0.16	0.41	5.1	ug/kg
KAFB-106V3	V-106V3-111120-260	11/11/2020	N	260	260 ft	SO	Vadose-Coring	280-142697-8	SW8260B	11/20/2020	N	INITIAL	SW5035A	280-142697-1	1	71-55-6	1,1,1-Trichloroethane	< 5.1	ug/kg	N	U	U	2	5.1	5.1	ug/kg
KAFB-106V3	V-106V3-111120-260	11/11/2020	N	260	260 ft	SO	Vadose-Coring	280-142697-8	SW8260B	11/20/2020	N	INITIAL	SW5035A	280-142697-1	1	74-83-9	Bromomethane	< 3.3	ug/kg	N	U	U	1.4	3.3	10	ug/kg
KAFB-106V3	V-106V3-111120-260	11/11/2020	N	260	260 ft	SO	Vadose-Coring	280-142697-8	SW8260B	11/20/2020	N	INITIAL	SW5035A	280-142697-1	1	74-87-3	Chloromethane	< 1.6	ug/kg	N	U	U	0.79	1.6	10	ug/kg
KAFB-106V3	V-106V3-111120-260	11/11/2020	N	260	260 ft	SO	Vadose-Coring	280-142697-8	SW8260B	11/20/2020	N	INITIAL	SW5035A	280-142697-1	1	74-95-3	Dibromomethane	< 0.82	ug/kg	N	U	U	0.33	0.82	5.1	ug/kg
KAFB-106V3	V-106V3-111120-260	11/11/2020	N	260	260 ft	SO	Vadose-Coring	280-142697-8	SW8260B	11/20/2020	N	INITIAL	SW5035A	280-142697-1	1	74-97-5	Bromochloromethane	< 5.1	ug/kg	N	U	U	2.5	5.1	5.1	ug/kg
KAFB-106V3	V-106V3-111120-260	11/11/2020	N	260	260 ft	SO	Vadose-Coring	280-142697-8	SW8260B	11/20/2020	N	INITIAL	SW5035A	280-142697-1	1	75-00-3	Chloroethane	< 6.6	ug/kg	N	U	U	2	6.6	10	ug/kg
KAFB-106V3	V-106V3-111120-260	11/11/2020	N	260	260 ft	SO	Vadose-Coring	280-142697-8	SW8260B	11/20/2020	N	INITIAL	SW5035A	280-142697-1	1	75-01-4	Vinyl chloride	< 3.3	ug/kg	N	U	UM	1.4	3.3	5.1	ug/kg
KAFB-106V3	V-106V3-111120-260	11/11/2020	N	260	260 ft	SO	Vadose-Coring	280-142697-8	SW8260B	11/20/2020	N	INITIAL	SW5035A	280-142697-1	1	75-09-2	Methylene chloride	< 3.3	ug/kg	N	U	UM	1.6	3.3	5.1	ug/kg
KAFB-106V3	V-106V3-111120-260	11/11/2020	N	260	260 ft	SO	Vadose-Coring	280-142697-8	SW8260B	11/20/2020	N	INITIAL	SW5035A	280-142697-1	1	75-15-0	Carbon disulfide	< 5.1	ug/kg	N	U	U	1.7	5.1	5.1	ug/kg
KAFB-106V3	V-106V3-111120-260	11/11/2020	N	260	260 ft	SO	Vadose-Coring	280-142697-8	SW8260B	11/20/2020	N	INITIAL	SW5035A	280-142697-1	1	75-25-2	Bromoform	< 5.2	ug/kg	N	U	U	2.6	5.2	5.2	ug/kg
KAFB-106V3	V-106V3-111120-260	11/11/2020	N	260	260 ft	SO	Vadose-Coring	280-142697-8	SW8260B	11/20/2020	N	INITIAL	SW5035A	280-142697-1	1	75-27-4	Bromodichloromethane	< 5.1	ug/kg	N	U	U	2.2	5.1	5.1	ug/kg
KAFB-106V3	V-106V3-111120-260	11/11/2020	N	260	260 ft	SO	Vadose-Coring	280-142697-8	SW8260B	11/20/2020	N	INITIAL	SW5035A	280-142697-1	1	75-34-3	1,1-Dichloroethane	< 0.82	ug/kg	N	U	U	0.22	0.82	5.1	ug/kg
KAFB-106V3	V-106V3-111120-260	11/11/2020	N	260	260 ft	SO	Vadose-Coring	280-142697-8	SW8260B	11/20/2020	N	INITIAL	SW5035A	280-142697-1	1	75-35-4	1,1-Dichloroethene	< 1.6	ug/kg	N	U	U	0.61	1.6	5.1	ug/kg

KAFB-106V3	V-106V3-111120-260	11/11/2020	N	260	260	ft	SO	Vadose-Coring	280-142697-8	SW8260B	11/20/2020	N	INITIAL	SW5035A	280-142697-1	1	75-69-4	Trichlorofluoromethane	< 10	ug/kg	N	U	UQ	3.3	10	10	ug/kg
KAFB-106V3	V-106V3-111120-260	11/11/2020	N	260	260	ft	SO	Vadose-Coring	280-142697-8	SW8260B	11/20/2020	N	INITIAL	SW5035A	280-142697-1	1	75-71-8	Dichlorodifluoromethane	< 6.6	ug/kg	N	U	U	2.8	6.6	10	ug/kg
KAFB-106V3	V-106V3-111120-260	11/11/2020	N	260	260	ft	SO	Vadose-Coring	280-142697-8	SW8260B	11/20/2020	N	INITIAL	SW5035A	280-142697-1	1	78-87-5	1,2-Dichloropropane	< 1.6	ug/kg	N	U	UM	0.56	1.6	5.1	ug/kg
KAFB-106V3	V-106V3-111120-260	11/11/2020	N	260	260	ft	SO	Vadose-Coring	280-142697-8	SW8260B	11/20/2020	N	INITIAL	SW5035A	280-142697-1	1	79-00-5	1,1,2-Trichloroethane	< 3.3	ug/kg	N	U	U	0.9	3.3	5.1	ug/kg
KAFB-106V3	V-106V3-111120-260	11/11/2020	N	260	260	ft	SO	Vadose-Coring	280-142697-8	SW8260B	11/20/2020	N	INITIAL	SW5035A	280-142697-1	1	79-01-6	Trichloroethene	< 5.1	ug/kg	N	U	U	2	5.1	5.1	ug/kg
KAFB-106V3	V-106V3-111120-260	11/11/2020	N	260	260	ft	SO	Vadose-Coring	280-142697-8	SW8260B	11/20/2020	N	INITIAL	SW5035A	280-142697-1	1	79-34-5	1,1,2,2-Tetrachloroethane	< 0.82	ug/kg	N	U	UM	0.29	0.82	5.1	ug/kg
KAFB-106V3	V-106V3-111120-260	11/11/2020	N	260	260	ft	SO	Vadose-Coring	280-142697-8	SW8260B	11/20/2020	N	INITIAL	SW5035A	280-142697-1	1	87-61-6	1,2,3-Trichlorobenzene	< 3.3	ug/kg	N	U	U	0.83	3.3	5.1	ug/kg
KAFB-106V3	V-106V3-111120-260	11/11/2020	N	260	260	ft	SO	Vadose-Coring	280-142697-8	SW8260B	11/20/2020	N	INITIAL	SW5035A	280-142697-1	1	87-68-3	Hexachloro-1,3-butadiene	< 5.1	ug/kg	N	U	U	2.2	5.1	5.1	ug/kg
KAFB-106V3	V-106V3-111120-260	11/11/2020	N	260	260	ft	SO	Vadose-Coring	280-142697-8	SW8260B	11/20/2020	N	INITIAL	SW5035A	280-142697-1	1	91-20-3	Naphthalene	< 6.9	ug/kg	N	U	U	3.4	6.9	6.9	ug/kg
KAFB-106V3	V-106V3-111120-260	11/11/2020	N	260	260	ft	SO	Vadose-Coring	280-142697-8	SW8260B	11/20/2020	N	INITIAL	SW5035A	280-142697-1	1	95-47-6	o-Xylene	0.83	ug/kg	Y	J	J	0.27	0.82	5.1	ug/kg
KAFB-106V3	V-106V3-111120-260	11/11/2020	N	260	260	ft	SO	Vadose-Coring	280-142697-8	SW8260B	11/20/2020	N	INITIAL	SW5035A	280-142697-1	1	95-49-8	2-Chlorotoluene	< 1.6	ug/kg	N	U	U	0.52	1.6	5.1	ug/kg
KAFB-106V3	V-106V3-111120-260	11/11/2020	N	260	260	ft	SO	Vadose-Coring	280-142697-8	SW8260B	11/20/2020	N	INITIAL	SW5035A	280-142697-1	1	95-50-1	1,2-Dichlorobenzene	< 5.1	ug/kg	N	U	U	1.9	5.1	5.1	ug/kg
KAFB-106V3	V-106V3-111120-260	11/11/2020	N	260	260	ft	SO	Vadose-Coring	280-142697-8	SW8260B	11/20/2020	N	INITIAL	SW5035A	280-142697-1	1	95-63-6	1,2,4-Trimethylbenzene	< 5.1	ug/kg	N	U	UM	2.4	5.1	5.1	ug/kg
KAFB-106V3	V-106V3-111120-260	11/11/2020	N	260	260	ft	SO	Vadose-Coring	280-142697-8	SW8260B	11/20/2020	N	INITIAL	SW5035A	280-142697-1	1	96-12-8	1,2-Dibromo-3-chloropropane	< 10	ug/kg	N	U	U	3.8	10	10	ug/kg
KAFB-106V3	V-106V3-111120-260	11/11/2020	N	260	260	ft	SO	Vadose-Coring	280-142697-8	SW8260B	11/20/2020	N	INITIAL	SW5035A	280-142697-1	1	96-18-4	1,2,3-Trichloropropane	< 0.82	ug/kg	N	U	UM	0.22	0.82	5.1	ug/kg
KAFB-106V3	V-106V3-111120-260	11/11/2020	N	260	260	ft	SO	Vadose-Coring	280-142697-8	SW8260B	11/20/2020	N	INITIAL	SW5035A	280-142697-1	1	98-06-6	tert-Butylbenzene	< 1.6	ug/kg	N	U	U	0.51	1.6	5.1	ug/kg
KAFB-106V3	V-106V3-111120-260	11/11/2020	N	260	260	ft	SO	Vadose-Coring	280-142697-8	SW8260B	11/20/2020	N	INITIAL	SW5035A	280-142697-1	1	98-82-8	Isopropylbenzene	< 5.1	ug/kg	N	U	U	2.5	5.1	5.1	ug/kg
KAFB-106V3	V-106V3-111120-260	11/11/2020	N	260	260	ft	SO	Vadose-Coring	280-142697-8	SW8260B	11/20/2020	N	INITIAL	SW5035A	280-142697-1	1	99-87-6	4-Isopropyltoluene	< 3.3	ug/kg	N	U	U	1.2	3.3	5.1	ug/kg
KAFB-106V3	V-106V3-111120-260	11/11/2020	N	260	260	ft	SO	Vadose-Coring	280-142697-8	SW8260B	11/25/2020	N	REANALYSIS	SW5035A	280-142697-1	50	67-64-1	Acetone	27000	ug/kg	Y		D	1900	3800	3800	ug/kg
KAFB-106V3	V-106V3-111120-260	11/11/2020	N	260	260	ft	SO	Vadose-Coring	280-142697-8	SW8260B	11/25/2020	N	REANALYSIS	SW5035A	280-142697-1	50	78-93-3	2-Butanone	6400	ug/kg	Y		D	200	670	1100	ug/kg
KAFB-106V3	P-106V3-121120-270	11/12/2020	N	270	270	ft	SO	Vadose-Coring	280-142782-2	M8015D	12/3/2020	N	INITIAL	SW3546	280-142782-1	1	MOIL	Motor Oil (C20-C38)	< 22	mg/kg	N	U	U	7.3	22	22	mg/kg
KAFB-106V3	P-106V3-121120-270	11/12/2020	N	270	270	ft	SO	Vadose-Coring	280-142782-2	M8015D	12/3/2020	N	INITIAL	SW3546	280-142782-1	1	TPH-DRO	TPH-DRO (C10-C28)	< 7.4	mg/kg	N	U	U	3.4	7.4	7.4	mg/kg
KAFB-106V3	P-106V3-121120-270	11/12/2020	N	270	270	ft	SO	Vadose-Coring	280-142782-2	M8015V	11/22/2020	N	INITIAL	SW5035A	280-142782-1	1	TPH-GRO	TPH-GRO (C6-C10)	< 2.1	mg/kg	N	U	U	0.81	2.1	2.1	mg/kg
KAFB-106V3	P-106V3-121120-271	11/12/2020	N	271	271	ft	SO	Vadose-Coring	280-142782-4	M8015D	12/3/2020	N	INITIAL	SW3546	280-142782-1	1	MOIL	Motor Oil (C20-C38)	< 26	mg/kg	N	U	U	8.7	26	27	mg/kg
KAFB-106V3	P-106V3-121120-271	11/12/2020	N	271	271	ft	SO	Vadose-Coring	280-142782-4	M8015D	12/3/2020	N	INITIAL	SW3546	280-142782-1	1	TPH-DRO	TPH-DRO (C10-C28)	< 8.9	mg/kg	N	U	U	4	8.9	8.9	mg/kg
KAFB-106V3	P-106V3-121120-271	11/12/2020	N	271	271	ft	SO	Vadose-Coring	280-142782-4	M8015V	11/22/2020	N	INITIAL	SW5035A	280-142782-1	1	TPH-GRO	TPH-GRO (C6-C10)	8.3	mg/kg	Y			0.95	2.5	2.5	mg/kg
KAFB-106V3	P-106V3-121120-280.5	11/12/2020	N	280.5	280.5	ft	SO	Vadose-Coring	280-142782-6	M8015D	12/3/2020	N	INITIAL	SW3546	280-142782-1	1	MOIL	Motor Oil (C20-C38)	< 25	mg/kg	N	U	U	8.3	25	26	mg/kg
KAFB-106V3	P-106V3-121120-280.5	11/12/2020	N	280.5	280.5	ft	SO	Vadose-Coring	280-142782-6	M8015D	12/3/2020	N	INITIAL	SW3546	280-142782-1	1	TPH-DRO	TPH-DRO (C10-C28)	< 8.5	mg/kg	N	U	U	3.9	8.5	8.5	mg/kg
KAFB-106V3	P-106V3-121120-280.5	11/12/2020	N	280.5	280.5	ft	SO	Vadose-Coring	280-142782-6	M8015V	11/22/2020	N	INITIAL	SW5035A	280-142782-1	1	TPH-GRO	TPH-GRO (C6-C10)	< 2.3	mg/kg	N	U	U	0.87	2.3	2.3	mg/kg
KAFB-106V3	P-106V3-121120-290	11/12/2020	N	290	290	ft	SO	Vadose-Coring	280-142785-2	M8015D	12/3/2020	N	INITIAL	SW3546	280-142782-1	1	MOIL	Motor Oil (C20-C38)	< 22	mg/kg	N	U	U	7.4	22	23	mg/kg
KAFB-106V3	P-106V3-121120-290	11/12/2020	N	290	290	ft	SO	Vadose-Coring	280-142785-2	M8015D	12/3/2020	N	INITIAL	SW3546	280-142782-1	1	TPH-DRO	TPH-DRO (C10-C28)	< 7.6	mg/kg	N	U	U	3.4	7.6	7.6	mg/kg
KAFB-106V3	P-106V3-121120-290	11/12/2020	N	290	290	ft	SO	Vadose-Coring	280-142785-2	M8015V	11/22/2020	N	INITIAL	SW5035A	280-142782-1	1	TPH-GRO	TPH-GRO (C6-C10)	< 2.3	mg/kg	N	U	U	0.88	2.3	2.3	mg/kg
KAFB-106V3	P-106V3-121120-300	11/12/2020	N	300	300	ft	SO	Vadose-Coring	280-142785-4	M8015D	12/3/2020	N	INITIAL	SW3546	280-142782-1	1	MOIL	Motor Oil (C20-C38)	< 21	mg/kg	N	U	U	7.1	21	22	mg/kg
KAFB-106V3	P-106V3-121120-300	11/12/2020	N	300	300	ft	SO	Vadose-Coring	280-142785-4	M8015D	12/3/2020	N	INITIAL	SW3546	280-142782-1	1	TPH-DRO	TPH-DRO (C10-C28)	< 7.3	mg/kg	N	U	U	3.3	7.3	7.3	mg/kg
KAFB-106V3	P-106V3-121120-300	11/12/2020	N	300	300	ft	SO	Vadose-Coring	280-142785-4	M8015V	11/22/2020	N	INITIAL	SW5035A	280-142782-1	1	TPH-GRO	TPH-GRO (C6-C10)	< 2	mg/kg	N	U	U	0.77	2	2	mg/kg
KAFB-106V3	P-106V3-121125-300	11/12/2020	FD	300	300	ft	SO	Vadose-Coring	280-142785-6	M8015D	12/3/2020	N	INITIAL	SW3546	280-142782-1	1	MOIL	Motor Oil (C20-C38)	< 22	mg/kg	N	U	U	7.4	22	23	mg/kg
KAFB-106V3	P-106V3-121125-300	11/12/2020	FD	300	300	ft	SO	Vadose-Coring	280-142785-6	M8015D	12/3/2020	N	INITIAL	SW3546	280-142782-1	1	TPH-DRO	TPH-DRO (C10-C28)	< 7.6	mg/kg	N	U	U	3.5	7.6	7.6	mg/kg
KAFB-106V3	P-106V3-121125-300	11/12/2020	FD	300	300	ft	SO	Vadose-Coring	280-142785-6	M8015V	11/22/2020	N	INITIAL	SW5035A	280-142782-1	1	TPH-GRO	TPH-GRO (C6-C10)	< 2.1	mg/kg	N	U	U	0.8	2.1	2.1	mg/kg
KAFB-106V3	V-106V3-121120-270	11/12/2020	N	270	270	ft	SO	Vadose-Coring	280-142782-1	SW8260B	11/20/2020	N	INITIAL	SW5035A	280-142782-1	1	100-41-4	Ethylbenzene	0.5	ug/kg	Y	J	J	0.32	0.83	5.2	ug/kg
KAFB-106V3	V-106V3-121120-270	11/12/2020	N	270	270	ft	SO	Vadose-Coring	280-142782-1	SW8260B	11/20/2020	N	INITIAL	SW5035A	280-142782-1	1	100-42-5	Styrene	< 0.83	ug/kg	N	U	U	0.29	0.83	5.2	ug/kg
KAFB-106V3	V-106V3-121120-270	11/12/2020	N	270	270	ft	SO	Vadose-Coring	280-142782-1	SW8260B	11/20/2020	N	INITIAL	SW5035A	280-142782-1	1	10061-01-5	cis-1,3-Dichloropropene	< 0.42	ug/kg	N	U	U	0.1	0.42	5.2	ug/kg
KAFB-106V3	V-106V3-121120-270	11/12/2020	N	270	270	ft	SO	Vadose-Coring	280-142782-1	SW8260B	11/20/2020	N	INITIAL	SW5035A	280-142782-1	1	10061-02-6	trans-1,3-Dichloropropene	< 0.21	ug/kg	N	U	U	0.086	0.21	5.2	ug/kg
KAFB-106V3	V-106V3-121120-270	11/12/2020	N	270	270	ft	SO	Vadose-Coring	280-142782-1	SW8260B	11/20/2020	N	INITIAL	SW5035A	280-142782-1	1	103-65-1	n-Propylbenzene	< 1.7	ug/kg	N	U	U	0.6	1.7	5.2	ug/kg
KAFB-106V3	V-106V3-121120-270	11/12/2020	N	270	270	ft	SO	Vadose-Coring	280-142782-1	SW8260B	11/20/2020	N	INITIAL	SW5035A	280-142782-1	1	104-51-8	n-Butylbenzene	< 1.7	ug/kg	N	U	U	0.58	1.7	5.2	ug/kg
KAFB-106V3	V-106V3-121120-270	11/12/2020	N	270	270	ft	SO	Vadose-Coring	280-142782-1	SW8260B	11/20/2020	N	INITIAL	SW5035A	280-142782-1	1	106-43-4	4-Chlorotoluene	< 0.83	ug/kg	N	U	U	0.37	0.83	5.2	ug/kg
KAFB-106V3	V-106V3-121120-270	11/12/2020	N	270	270	ft	SO	Vadose-Coring	280-142782-1	SW8260B	11/20/2020	N	INITIAL	SW5035A	280-142782-1	1	106-46-7	1,4-Dichlorobenzene	< 0.83	ug/kg	N	U	UM	0.25	0.83	5.2	ug/kg
KAFB-106V3	V-106V3-121120-270	11/12/2020	N	270	270	ft	SO	Vadose-Coring	280-142782-1	SW8260B	11/20/2020	N	INITIAL	SW5035A	280-142782-1	1	106-93-4	1,2-Dibromoethane	< 1.7	ug/kg	N	U	U	0.54	1.7	5.2	ug/kg
KAFB-106V3	V-106V3-121120-270	11/12/2020	N	270	270	ft	SO	Vadose-Coring	280-142782-1	SW8260B	11/20/2020	N	INITIAL	SW5035A	280-142782-1	1	107-06-2	1,2-Dichloroethane	< 1.7	ug/kg	N	U	U	0.73	1.7	5.2	ug/kg
KAFB-106V3	V-106V3-121120-270	11/12/2020	N	270	270	ft	SO	Vadose-Coring	280-142782-1	SW8260B	11/20/2020	N	INITIAL	SW5035A	280-142782-1	1	108-10-1	4-Methyl-2-pentanone	< 13	ug/kg	N	U	U	4.5	13	21	ug/kg
KAFB-106V3	V-106V3-121120-270	11/12/2020	N	270	270	ft	SO	Vadose-Coring	280-142782-1	SW8260B	11/20/2020	N	INITIAL	SW5035A	280-142782-1	1	108-67-8	1,3,5-Trimethylbenzene	< 5.2	ug/kg	N	U	U	2.5	5.2	5.2	ug/kg
KAFB-106V3	V-106V3-121120-270	11/12/2020	N	270	270	ft	SO	Vadose-Coring	280-142782-1	SW8260B	11/20/2020	N	INITIAL	SW5035A	280-142782-1	1	108-86-1	Bromobenzene	< 1.7	ug/kg	N	U	U	0.51	1.7	5.2	ug/kg
KAFB-106V3	V-106V3-121120-270	11/12/2020	N	270	270	ft	SO	Vadose-Coring	280-142782-1	SW8260B	11/20/2020	N	INITIAL	SW5035A	280-142782-1	1	108-88-3	Toluene	6.6	ug/kg	Y			0.24	0.83	5.2	ug/kg
KAFB-106V3	V-106V3-121120-270	11/12/2020	N	270	270	ft	SO	Vadose-Coring	280-142782-1	SW8260B	11/20/2020	N	INITIAL	SW5035A	280-142782-1	1	108-90-7	Chlorobenzene	< 5.2	ug/kg	N	U	U	2.1	5.2	5.2	ug/kg
KAFB-106V3	V-106V3-121120-270	11/12/2020	N	270	270	ft	SO	Vadose-Coring	280-142782-1	SW8260B	11/20/2020	N	INITIAL	SW5035A	280-142782-1	1	120-82-1	1,2,4-Trichlorobenzene	< 1.7	ug/kg	N	U	U	0.76	1.7	5.2	ug/kg
KAFB-106V3	V-106V3-121120-270	11/12/2020	N	270	270	ft	SO	Vadose-Coring	280-142782-1	SW8260B	11/20/2020	N	INITIAL	SW5035A	280-142782-1	1	124-48-1	Dibromochloromethane	< 5.2	ug/kg	N	U	U	2.4	5.2	5.2	ug/kg
KAFB-106V3	V-106V3-121120-270	11/12/2020	N	270	270	ft	SO	Vadose-Coring	280-142782-1	SW8260B	11/20/2020	N	INITIAL	SW5035A	280-142782-1	1	127-18-4	Tetrachloroethene	< 5.2	ug/kg	N	U	U	2	5.2	5.2	ug/kg
KAFB-106V3	V-106V3-121120-270	11/12/2020	N	270	270	ft	SO	Vadose-Coring	280-142782-1	SW8260B	11/20/2020	N	INITIAL	SW5035A	280-142782-1	1	135-98-8	sec-Butylbenzene	< 1.7	ug/kg	N	U	U	0.8	1.7	5.2	ug/kg
KAFB-106V3	V-106V3-121120-270	11/12/2020	N	270	270	ft	SO	Vadose-Coring	280-142782-1	SW8260B	11/20/2020	N	INITIAL	SW5035A	280-142782-1	1	142-28-9	1,3-Dichloropropane	< 0.42	ug/kg	N	U	U	0.18	0.42	5.2	ug/kg
KAFB-106V3	V-106V3-121120-270	11/12/2020	N	270	270	ft	SO	Vadose-Coring	280-142782-1	SW8260B	11/20/2020	N	INITIAL	SW5035A	280-142782-1	1	156-59-2	cis-1,2-Dichloroethene	< 0.83	ug/kg	N	U	U	0.21	0.83	5.2	ug/kg
KAFB-106V3	V-106V3-121120-270	11/12/2020	N	270	270	ft	SO	Vadose-Coring	280-142782-1	SW8260B	11/20/2020	N	INITIAL	SW5035A	280-142782-1	1	156-60-5	trans-1,2-Dichloroethene	< 0.83	ug/kg	N	U	U	0.41	0.83	5.2	ug/kg
KAFB-106V3	V-106V3-121120-270	11/12/2020	N	270	270	ft	SO	Vadose-Coring	280-142782-1	SW8260B	11/20/2020	N	INITIAL	SW5035A	280-142782-1	1	1634-04-4	Methyl tert-butyl ether	< 6.6	ug/kg	N	U	U	2.2	6.6	21	ug/kg
KAFB-106V3	V-106V3-121120-270	11/12/2020	N	270	270	ft	SO	Vadose-Coring	280-142782-1	SW8260B	11/20/2020	N	INITIAL	SW5035A	280-142782-1	1	179601-23-1	m- & p-Xylenes	1.4	ug/kg	Y	J	J	1.1	3.3	3.3	ug/kg
KAFB-106V3	V-106V3-121120-270	11/12/2020	N	270	270	ft	SO	Vadose-Coring	280-142782-1	SW8260B	11/20/2020	N	INITIAL	SW5035A	280-142782-1	1	540-59-0	1,2-Dichloroethene	< 1.7	ug/kg	N	U	U	0.41	1.7	5.2	ug/kg
KAFB-106V3	V-106V3-121120-270	11/12/2020	N	270	270	ft	SO	Vadose-Coring	280-142782-1	SW8260B	11/20/2020	N	INITIAL	SW5035A	280-142782-1	1	541-73-1	1,3-Dichlorobenzene	< 1.7	ug/kg	N	U	U	0.5	1.7	5.2	ug/kg
KAFB-106V3	V-106V3-121120-270	11/12/2020	N	270	270	ft	SO	Vadose-Coring	280-142782-1	SW8260B	11/20/2020	N	INITIAL	SW5035A	280-142782-1	1	56-23-5	Carbon tetrachloride	< 5.2	ug/kg	N	U	U	2.1	5.2	5.2	ug/kg
KAFB-106V3	V-106V3-121120-270	11/12/2020	N	270	270	ft	SO	Vadose-Coring	280-142782-1	SW8260B	11/20/2020	N	INITIAL	SW5035A	280-142782-1	1	563-58-6	1,1-Dichloropropene	< 0.42	ug/kg	N	U	U	0.17	0.42	5.2	ug/kg
KAFB-106V3	V-106V3-121120-270	11/12/2020	N	270	270	ft	SO	Vadose-Coring	280-142782-1	SW8260B	11/20/2020	N	INITIAL	SW5035A	280-142782-1	1	591-78-6	2-Hexanone	8.3	ug/kg	Y	J	J	5.1	13	21	ug/kg
KAFB-106V3	V-106V3-121120-270	11/12/2020	N	270	270	ft	SO	Vadose-Coring	280-142782-1	SW8260B	11/20/2020	N	INITIAL	SW5035A	280-142782-1	1	594-20-7	2,2-Dichloropropane	< 1.7	ug/kg	N	U	U	0.46	1.7	5.2	ug/kg
KAFB-106V3	V-106V3-121120-270	11/12/2020	N	270	270	ft	SO	Vadose-Coring	280-142782-1	SW8260B	11/20/2020	N	INITIAL	SW5035A	280-142782-1	1	630-20-6	1,1,1,2-Tetrachloroethane	< 5.2	ug/kg	N	U	U	2.3	5.2	5.2	ug/kg
KAFB-106V3	V-106V3-121120-270	11/12/2020	N	270	270	ft	SO	Vadose-Coring	280-142782-1	SW8260B	11/20/2020	N	INITIAL	SW5035A	280-142782-1	1	67-66-3	Chloroform	< 0.83	ug/kg	N	U	U	0.3	0.83	10	ug/kg
KAFB-106V3	V-106V3-121120-270	11/12/2020	N	270	270	ft	SO	Vadose-Coring	280-142782-1	SW8260B	11/20/2020	N	INITIAL	SW5035A	280-142782-1	1	71-43-2	Benzene	1.6	ug/kg	Y	J	J	0.16	0.42	5.2	ug/kg
KAFB-106V3	V-106V3-121120-270	11/12/2020	N	270	270	ft	SO	Vadose-Coring	280-142782-1	SW8260B	11/20/2020	N	INITIAL	SW5035A	280-142782-1	1	71-55-6	1,1,1-Trichloroethane	< 5.2	ug/kg	N	U	U	2.1	5.2	5.2	ug/kg
KAFB-106V3	V-106V3-121120-270	11/12/2020	N	270	270	ft	SO	Vadose-Coring	280-142782-1	SW8260B	11/20/2020	N	INITIAL	SW5035A	280-142782-1	1	74-83-9	Bromomethane	< 3.3	ug/kg	N	U	U	1.4	3.3	10	ug/kg
KAFB-106V3	V-106V3-121120-270	11/12/2020	N	270	270	ft	SO	Vadose-Coring	280-142782-1	SW8260B	11/20/2020	N	INITIAL	SW5035A	280-142782-1	1	74-87-3	Chloromethane	< 1.7	ug/kg	N	U	U	0.8	1.7	10	ug/kg
KAFB-106V3	V-106V3-121120-270	11/12/2020	N	270	270	ft	SO	Vadose-Coring	280-142782-1	SW8260B	11/20/2020	N	INITIAL	SW5035A	280-142782-1	1	74-95-3	Dibromomethane	< 0.83	ug/kg	N	U	U	0.33	0.83	5.2	ug/kg
KAFB-106V3	V-106V3-121120-270	11/12/2020	N	270	270	ft	SO	Vadose-Coring	280-142782-1	SW8260B	11/20/2020	N	INITIAL	SW5035A	280-142782-1	1	74-97-5	Bromochloromethane	< 5.2	ug/kg	N	U	U	2.6	5.2	5.2	ug/kg
KAFB-106V3	V-106V3-121120-270	11/12/2020	N	270	270	ft	SO	Vadose-Coring	280-142782-1	SW8260B	11/20/2020	N	INITIAL	SW5035A	280-142782-1	1	75-00-3	Chloroethane	< 6.6	ug/kg	N	U	U	2.1	6.6	10	ug/kg
KAFB-106V3	V-106V3-121120-270	11/12/2020	N	270	270	ft	SO	Vadose-Coring	280-142782-1	SW8260B	11/20/2020	N	INITIAL	SW5035A	280-142782-1	1	75-01-4	Vinyl chloride	< 3.3	ug/kg	N	U	UM	1.4	3.3	5.2	ug/kg
KAFB-106V3	V-106V3-121120-270	11/12/2020	N	270	270	ft	SO	Vadose-Coring	280-142782-1	SW8260B	11/20/2020	N	INITIAL	SW5035A	280-142782-1	1	75-09-2	Methylene chloride	< 3.3	ug/kg	N	U	U	1.7	3.3	5.2	ug/kg
KAFB-106V3	V-106V3-121120-270	11/12/2020	N	270	270	ft	SO	Vadose-Coring	280-142782-1	SW8260B	11/20/2020	N	INITIAL	SW5035A	280-142782-1	1	75-15-0	Carbon disulfide	< 5.2	ug/kg	N	U	U	1.7	5.2	5.2	ug/kg
KAFB-106V3	V-106V3-121120-270	11/12/2020	N	270	270	ft	SO	Vadose-Coring	280-142782-1	SW8260B	11/20/2020	N	INITIAL	SW5035A	280-142782-1	1	75-25-2	Bromoform	< 5.3	ug/kg	N	U	U	2.6	5.3	5.3	ug/kg
KAFB-106V3	V-106V3-121120-270	11/12/2020	N	270	270	ft	SO	Vadose-Coring	280-142782-1	SW8260B	11/20/2020	N	INITIAL	SW5035A	280-142782-1	1	75-27-4	Bromodichloromethane	< 5.2	ug/kg	N	U	U	2.2	5.2	5.2	ug/kg
KAFB-106V3	V-106V3-121120-270	11/12/2020	N	270	270	ft	SO	Vadose-Coring	280-142782-1	SW8260B	11/20/2020	N	INITIAL	SW5035A	280-142782-1	1	75-34-3	1,1-Dichloroethane	< 0.83	ug/kg	N	U	U	0.22	0.83	5.2	ug/kg
KAFB-106V3	V-106V3-121120-270	11/12/2020	N	270	270	ft	SO	Vadose-Coring	280-142782-1	SW8260B	11/20/2020	N	INITIAL	SW5035A	280-142782-1	1	75-35-4	1,1-Dichloroethene	< 1.7	ug/kg	N	U	U	0.61	1.7	5.2	ug/kg
KAFB-106V3	V-106V3-121120-270	11/12/2020	N	270	270	ft	SO	Vadose-Coring	280-142782-1	SW8260B	11/20/2020	N	INITIAL	SW5035A	280-142782-1	1	75-69-4	Trichlorofluoromethane	< 10	ug/kg	N	U	UQ	3.3	10	10	ug/kg
KAFB-106V3	V-106V3-121120-270	11/12/2020	N	270	270	ft	SO	Vadose-Coring	280-142782-1	SW8260B	11/20/2020	N	INITIAL	SW5035A	280-142782-1	1	75-71-8	Dichlorodifluoromethane	< 6.6	ug/kg	N	U	U	2.8	6.6	10	ug/kg
KAFB-106V3	V-106V3-121120-270	11/12/2020	N	270	270	ft	SO	Vadose-Coring	280-142782-1	SW8260B	11/20/2020	N	INITIAL	SW5035A	280-142782-1	1	78-87-5	1,2-Dichloropropane	< 1.7	ug/kg	N	U	UM	0.57	1.7	5.2	ug/kg
KAFB-106V3	V-106V3-121120-270	11/12/2020	N	270	270	ft	SO	Vadose-Coring	280-142782-1	SW8260B	11/20/2020	N	INITIAL	SW5035A	280-142782-1	1	78-93-3	2-Butanone	350	ug/kg	Y			4	13	21	ug/kg
KAFB-106V3	V-106V3-121120-270	11/12/2020	N	270	270	ft	SO	Vadose-Coring	280-142782-1	SW8260B	11/20/2020	N	INITIAL	SW5035A	280-142782-1	1	79-00-5	1,1,2-Trichloroethane	< 3.3	ug/kg	N	U	U	0.91	3.3	5.2	ug/kg
KAFB-106V3	V-106V3-121120-270	11/12/2020	N	270	270	ft	SO	Vadose-Coring	280-142782-1	SW8260B	11/20/2020	N	INITIAL	SW5035A	280-142782-1	1	79-01-6	Trichloroethene	< 5.2	ug/kg	N	U	U	2	5.2	5.2	ug/kg
KAFB-106V3	V-106V3-121120-270	11/12/2020	N	270	270	ft	SO	Vadose-Coring	280-142782-1	SW8260B	11/20/2020	N	INITIAL	SW5035A	280-142782-1	1	79-34-5	1,1,2,2-Tetrachloroethane	< 0.83	ug/kg	N	U	UM	0.3	0.83	5.2	ug/kg
KAFB-106V3	V-106V3-121120-270	11/12/2020	N	270	270	ft	SO	Vadose-Coring	280-142782-1	SW8260B	11/20/2020	N	INITIAL	SW5035A	280-142782-1	1	87-61-6	1,2,3-Trichlorobenzene	< 3.3	ug/kg	N	U	U	0.84	3.3	5.2	ug/kg
KAFB-106V3	V-106V3-121120-270	11/12/2020	N	270	270	ft	SO	Vadose-Coring	280-142782-1	SW8260B	11/20/2020	N	INITIAL	SW5035A	280-142782-1	1	87-68-3	Hexachloro-1,3-butadiene	< 5.2	ug/kg	N	U	U	2.3	5.2	5.2	ug/kg
KAFB-106V3	V-106V3-121120-270	11/12/2020	N	270	270	ft	SO	Vadose-Coring	280-142782-1	SW8260B	11/20/2020	N	INITIAL	SW5035A	280-142782-1	1	91-20-3	Naphthalene	< 7	ug/kg	N	U	U	3.4	7	7	ug/kg
KAFB-106V3	V-106V3-121120-270	11/12/2020	N	270	270	ft	SO	Vadose-Coring	280-142782-1	SW8260B	11/20/2020	N	INITIAL	SW5035A	280-142782-1	1	95-47-6	o-Xylene	0.63	ug/kg	Y	J	J	0.28	0.83	5.2	ug/kg
KAFB-106V3	V-106V3-121120-270	11/12/2020	N	270	270	ft	SO	Vadose-Coring	280-142782-1	SW8260B	11/20/2020	N	INITIAL	SW5035A	280-142782-1	1	95-49-8	2-Chlorotoluene	< 1.7	ug/kg	N	U	U	0.53	1.7	5.2	ug/kg
KAFB-106V3	V-106V3-121120-270	11/12/2020	N	270	270	ft	SO	Vadose-Coring	280-142782-1	SW8260B	11/20/2020	N	INITIAL	SW5035A	280-142782-1	1	95-50-1	1,2-Dichlorobenzene	< 5.2	ug/kg	N	U	U	1.9	5.2	5.2	ug/kg
KAFB-106V3	V-106V3-121120-270	11/12/2020	N	270	270	ft	SO	Vadose-Coring	280-142782-1	SW8260B	11/20/2020	N	INITIAL	SW5035A	280-142782-1	1	95-63-6	1,2,4-Trimethylbenzene	< 5.2	ug/kg	N	U	UM	2.4	5.2	5.2	ug/kg
KAFB-106V3	V-106V3-121120-270	11/12/2020	N	270	270	ft	SO	Vadose-Coring	280-142782-1	SW8260B	11/20/2020	N	INITIAL	SW5035A	280-142782-1	1	96-12-8	1,2-Dibromo-3-chloropropane	< 10	ug/kg	N	U	U	3.8	10	10	ug/kg
KAFB-106V3	V-106V3-121120-270	11/12/2020	N	270	270	ft	SO	Vadose-Coring	280-142782-1	SW8260B	11/20/2020	N	INITIAL	SW5035A	280-142782-1	1	96-18-4	1,2,3-Trichloropropane	< 0.83	ug/kg	N	U	U	0.23	0.83	5.2	ug/kg
KAFB-106V3	V-106V3-121120-270	11/12/2020	N	270	270	ft	SO	Vadose-Coring	280-142782-1	SW8260B	11/20/2020	N	INITIAL	SW5035A	280-142782-1	1	98-06-6	tert-Butylbenzene	< 1.7	ug/kg	N	U	U	0.52	1.7	5.2	ug/kg
KAFB-106V3	V-106V3-121120-270	11/12/2020	N	270	270	ft	SO	Vadose-Coring	280-142782-1	SW8260B	11/20/2020	N	INITIAL	SW5035A	280-142782-1	1	98-82-8	Isopropylbenzene	< 5.2	ug/kg	N	U	U	2.5	5.2	5.2	ug/kg
KAFB-106V3	V-106V3-121120-270	11/12/2020	N	270	270	ft	SO	Vadose-Coring	280-142782-1	SW8260B	11/20/2020	N	INITIAL	SW5035A	280-142782-1	1	99-87-6	4-Isopropyltoluene	< 3.3	ug/kg	N	U	U	1.2	3.3	5.2	ug/kg
KAFB-106V3	V-106V3-121120-270	11/12/2020	N	270	270	ft	SO	Vadose-Coring	280-142782-1	SW8260B	11/25/2020	N	REANALYSIS	SW5035A	280-142782-1	50	67-64-1	Acetone	2700	ug/kg	Y	J	JDB	1900	3900	3900	ug/kg
KAFB-106V3	V-106V3-121120-271	11/12/2020	N	271	271	ft	SO	Vadose-Coring	280-142782-3	SW8260B	11/20/2020	N	INITIAL	SW5035A	280-142782-1	1	100-41-4	Ethylbenzene	53	ug/kg	Y			0.31	0.82	5.1	ug/kg
KAFB-106V3	V-106V3-121120-271	11/12/2020	N	271	271	ft	SO	Vadose-Coring	280-142782-3	SW8260B	11/20/2020	N	INITIAL	SW5035A	280-142782-1	1	100-42-5	Styrene	< 0.82	ug/kg	N	U	UM	0.29	0.82	5.1	ug/kg
KAFB-106V3	V-106V3-121120-271	11/12/2020	N	271	271	ft	SO	Vadose-Coring	280-142782-3	SW8260B	11/20/2020	N	INITIAL	SW5035A	280-142782-1	1	10061-01-5	cis-1,3-Dichloropropene	< 0.41	ug/kg	N	U	U	0.1	0.41	5.1	ug/kg
KAFB-106V3	V-106V3-121120-271	11/12/2020	N	271	271	ft	SO	Vadose-Coring	280-142782-3	SW8260B	11/20/2020	N	INITIAL	SW5035A	280-142782-1	1	10061-02-6	trans-1,3-Dichloropropene	< 0.2	ug/kg	N	U	U	0.085	0.2	5.1	ug/kg
KAFB-106V3	V-106V3-121120-271	11/12/2020	N	271	271	ft	SO	Vadose-Coring	280-142782-3	SW8260B	11/20/2020	N	INITIAL	SW5035A	280-142782-1	1	103-65-1	n-Propylbenzene	4.6	ug/kg	Y	J	J	0.59	1.6	5.1	ug/kg
KAFB-106V3	V-106V3-121120-271	11/12/2020	N	271	271	ft	SO	Vadose-Coring	280-142782-3	SW8260B	11/20/2020	N	INITIAL	SW5035A	280-142782-1	1	104-51-8	n-Butylbenzene	< 1.6	ug/kg	N	U	UM	0.57	1.6	5.1	ug/kg
KAFB-106V3	V-106V3-121120-271	11/12/2020	N	271	271	ft	SO	Vadose-Coring	280-142782-3	SW8260B	11/20/2020	N	INITIAL	SW5035A	280-142782-1	1	106-43-4	4-Chlorotoluene	< 0.82	ug/kg	N	U	U	0.37	0.82	5.1	ug/kg
KAFB-106V3	V-106V3-121120-271	11/12/2020	N	271	271	ft	SO	Vadose-Coring	280-142782-3	SW8260B	11/20/2020	N	INITIAL	SW5035A	280-142782-1	1	106-46-7	1,4-Dichlorobenzene	< 0.82	ug/kg	N	U	UM	0.25	0.82	5.1	ug/kg
KAFB-106V3	V-106V3-121120-271	11/12/2020	N	271	271	ft	SO	Vadose-Coring	280-142782-3	SW8260B	11/20/2020	N	INITIAL	SW5035A	280-142782-1	1	106-93-4	1,2-Dibromoethane	40	ug/kg	Y			0.53	1.6	5.1	ug/kg
KAFB-106V3	V-106V3-121120-271	11/12/2020	N	271	271	ft	SO	Vadose-Coring	280-142782-3	SW8260B	11/20/2020	N	INITIAL	SW5035A	280-142782-1	1	107-06-2	1,2-Dichloroethane	< 1.6	ug/kg	N	U	UM	0.72	1.6	5.1	ug/kg
KAFB-106V3	V-106V3-121120-271	11/12/2020	N	271	271	ft	SO	Vadose-Coring	280-142782-3	SW8260B	11/20/2020	N	INITIAL	SW5035A	280-142782-1	1	108-10-1	4-Methyl-2-pentanone	300	ug/kg	Y			4.5	13	20	ug/kg
KAFB-106V3	V-106V3-121120-271	11/12/2020	N	271	271	ft	SO	Vadose-Coring	280-142782-3	SW8260B	11/20/2020	N	INITIAL	SW5035A	280-142782-1	1	108-67-8	1,3,5-Trimethylbenzene	6.3	ug/kg	Y			2.5	5.1	5.1	ug/kg
KAFB-106V3	V-106V3-121120-271	11/12/2020	N	271	271	ft	SO	Vadose-Coring	280-142782-3	SW8260B	11/20/2020	N	INITIAL	SW5035A	280-142782-1	1	108-86-1	Bromobenzene	< 1.6	ug/kg	N	U	U	0.5	1.6	5.1	ug/kg
KAFB-106V3	V-106V3-121120-271	11/12/2020	N	271	271	ft	SO	Vadose-Coring	280-142782-3	SW8260B	11/20/2020	N	INITIAL	SW5035A	280-142782-1	1	108-90-7	Chlorobenzene	< 5.1	ug/kg	N	U	U	2.1	5.1	5.1	ug/kg
KAFB-106V3	V-106V3-121120-271	11/12/2020	N	271	271	ft	SO	Vadose-Coring	280-142782-3	SW8260B	11/20/2020	N	INITIAL	SW5035A	280-142782-1	1	120-82-1	1,2,4-Trichlorobenzene	< 1.6	ug/kg	N	U	U	0.75	1.6	5.1	ug/kg
KAFB-106V3	V-106V3-121120-271	11/12/2020	N	271	271	ft	SO	Vadose-Coring	280-142782-3	SW8260B	11/20/2020	N	INITIAL	SW5035A	280-142782-1	1	124-48-1	Dibromochloromethane	< 5.1	ug/kg	N	U	U	2.3	5.1	5.1	ug/kg
KAFB-106V3	V-106V3-121120-271	11/12/2020	N	271	271	ft	SO	Vadose-Coring	280-142782-3	SW8260B	11/20/2020	N	INITIAL	SW5035A	280-142782-1	1	127-18-4	Tetrachloroethene	< 5.1	ug/kg	N	U	U	2	5.1	5.1	ug/kg
KAFB-106V3	V-106V3-121120-271	11/12/2020	N	271	271	ft	SO	Vadose-Coring	280-142782-3	SW8260B	11/20/2020	N	INITIAL	SW5035A	280-142782-1	1	135-98-8	sec-Butylbenzene	1.2	ug/kg	Y	J	J	0.79	1.6	5.1	ug/kg
KAFB-106V3	V-106V3-121120-271	11/12/2020	N	271	271	ft	SO	Vadose-Coring	280-142782-3	SW8260B	11/20/2020	N	INITIAL	SW5035A	280-142782-1	1	142-28-9	1,3-Dichloropropane	< 0.41	ug/kg	N	U	U	0.18	0.41	5.1	ug/kg
KAFB-106V3	V-106V3-121120-271	11/12/2020	N	271	271	ft	SO	Vadose-Coring	280-142782-3	SW8260B	11/20/2020	N	INITIAL	SW5035A	280-142782-1	1	156-59-2	cis-1,2-Dichloroethene	< 0.82	ug/kg	N	U	U	0.21	0.82	5.1	ug/kg
KAFB-106V3	V-106V3-121120-271	11/12/2020	N	271	271	ft	SO	Vadose-Coring	280-142782-3	SW8260B	11/20/2020	N	INITIAL	SW5035A	280-142782-1	1	156-60-5	trans-1,2-Dichloroethene	< 0.82	ug/kg	N	U	U	0.4	0.82	5.1	ug/kg
KAFB-106V3	V-106V3-121120-271	11/12/2020	N	271	271	ft	SO	Vadose-Coring	280-142782-3	SW8260B	11/20/2020	N	INITIAL	SW5035A	280-142782-1	1	1634-04-4	Methyl tert-butyl ether	< 6.6	ug/kg	N	U	UM	2.2	6.6	20	ug/kg
KAFB-106V3	V-106V3-121120-271	11/12/2020	N	271	271	ft	SO	Vadose-Coring	280-142782-3	SW8260B	11/20/2020	N	INITIAL	SW5035A	280-142782-1	1	179601-23-1	m- & p-Xylenes	140	ug/kg	Y			1.1	3.3	3.3	ug/kg
KAFB-106V3	V-106V3-121120-271	11/12/2020	N	271	271	ft	SO	Vadose-Coring	280-142782-3	SW8260B	11/20/2020	N	INITIAL	SW5035A	280-142782-1	1	540-59-0	1,2-Dichloroethene	< 1.6	ug/kg	N	U	U	0.4	1.6	5.1	ug/kg
KAFB-106V3	V-106V3-121120-271	11/12/2020	N	271	271	ft	SO	Vadose-Coring	280-142782-3	SW8260B	11/20/2020	N	INITIAL	SW5035A	280-142782-1	1	541-73-1	1,3-Dichlorobenzene	< 1.6	ug/kg	N	U	U	0.49	1.6	5.1	ug/kg
KAFB-106V3	V-106V3-121120-271	11/12/2020	N	271	271	ft	SO	Vadose-Coring	280-142782-3	SW8260B	11/20/2020	N	INITIAL	SW5035A	280-142782-1	1	56-23-5	Carbon tetrachloride	< 5.1	ug/kg	N	U	U	2.1	5.1	5.1	ug/kg
KAFB-106V3	V-106V3-121120-271	11/12/2020	N	271	271	ft	SO	Vadose-Coring	280-142782-3	SW8260B	11/20/2020	N	INITIAL	SW5035A	280-142782-1	1	563-58-6	1,1-Dichloropropene	< 0.41	ug/kg	N	U	U	0.17	0.41	5.1	ug/kg

KAFB-106V3	V-106V3-121120-271	11/12/2020	N	271	271	ft	SO	Vadose-Coring	280-142782-3	SW8260B	11/20/2020	N	INITIAL	SW5035A	280-142782-1	1	591-78-6	2-Hexanone	310	ug/kg	Y			5	13	20	ug/kg
KAFB-106V3	V-106V3-121120-271	11/12/2020	N	271	271	ft	SO	Vadose-Coring	280-142782-3	SW8260B	11/20/2020	N	INITIAL	SW5035A	280-142782-1	1	594-20-7	2,2-Dichloropropane	< 1.6	ug/kg	N	U	U	0.45	1.6	5.1	ug/kg
KAFB-106V3	V-106V3-121120-271	11/12/2020	N	271	271	ft	SO	Vadose-Coring	280-142782-3	SW8260B	11/20/2020	N	INITIAL	SW5035A	280-142782-1	1	630-20-6	1,1,1,2-Tetrachloroethane	< 5.1	ug/kg	N	U	U	2.3	5.1	5.1	ug/kg
KAFB-106V3	V-106V3-121120-271	11/12/2020	N	271	271	ft	SO	Vadose-Coring	280-142782-3	SW8260B	11/20/2020	N	INITIAL	SW5035A	280-142782-1	1	67-66-3	Chloroform	< 0.82	ug/kg	N	U	U	0.3	0.82	10	ug/kg
KAFB-106V3	V-106V3-121120-271	11/12/2020	N	271	271	ft	SO	Vadose-Coring	280-142782-3	SW8260B	11/20/2020	N	INITIAL	SW5035A	280-142782-1	1	71-55-6	1,1,1-Trichloroethane	< 5.1	ug/kg	N	U	U	2	5.1	5.1	ug/kg
KAFB-106V3	V-106V3-121120-271	11/12/2020	N	271	271	ft	SO	Vadose-Coring	280-142782-3	SW8260B	11/20/2020	N	INITIAL	SW5035A	280-142782-1	1	74-83-9	Bromomethane	< 3.3	ug/kg	N	U	U	1.4	3.3	10	ug/kg
KAFB-106V3	V-106V3-121120-271	11/12/2020	N	271	271	ft	SO	Vadose-Coring	280-142782-3	SW8260B	11/20/2020	N	INITIAL	SW5035A	280-142782-1	1	74-87-3	Chloromethane	< 1.6	ug/kg	N	U	UM	0.79	1.6	10	ug/kg
KAFB-106V3	V-106V3-121120-271	11/12/2020	N	271	271	ft	SO	Vadose-Coring	280-142782-3	SW8260B	11/20/2020	N	INITIAL	SW5035A	280-142782-1	1	74-95-3	Dibromomethane	< 0.82	ug/kg	N	U	U	0.32	0.82	5.1	ug/kg
KAFB-106V3	V-106V3-121120-271	11/12/2020	N	271	271	ft	SO	Vadose-Coring	280-142782-3	SW8260B	11/20/2020	N	INITIAL	SW5035A	280-142782-1	1	74-97-5	Bromochloromethane	< 5.1	ug/kg	N	U	U	2.5	5.1	5.1	ug/kg
KAFB-106V3	V-106V3-121120-271	11/12/2020	N	271	271	ft	SO	Vadose-Coring	280-142782-3	SW8260B	11/20/2020	N	INITIAL	SW5035A	280-142782-1	1	75-00-3	Chloroethane	< 6.6	ug/kg	N	U	U	2	6.6	10	ug/kg
KAFB-106V3	V-106V3-121120-271	11/12/2020	N	271	271	ft	SO	Vadose-Coring	280-142782-3	SW8260B	11/20/2020	N	INITIAL	SW5035A	280-142782-1	1	75-01-4	Vinyl chloride	< 3.3	ug/kg	N	U	UM	1.4	3.3	5.1	ug/kg
KAFB-106V3	V-106V3-121120-271	11/12/2020	N	271	271	ft	SO	Vadose-Coring	280-142782-3	SW8260B	11/20/2020	N	INITIAL	SW5035A	280-142782-1	1	75-09-2	Methylene chloride	< 3.3	ug/kg	N	U	U	1.6	3.3	5.1	ug/kg
KAFB-106V3	V-106V3-121120-271	11/12/2020	N	271	271	ft	SO	Vadose-Coring	280-142782-3	SW8260B	11/20/2020	N	INITIAL	SW5035A	280-142782-1	1	75-15-0	Carbon disulfide	< 5.1	ug/kg	N	U	U	1.7	5.1	5.1	ug/kg
KAFB-106V3	V-106V3-121120-271	11/12/2020	N	271	271	ft	SO	Vadose-Coring	280-142782-3	SW8260B	11/20/2020	N	INITIAL	SW5035A	280-142782-1	1	75-25-2	Bromoform	< 5.2	ug/kg	N	U	U	2.6	5.2	5.2	ug/kg
KAFB-106V3	V-106V3-121120-271	11/12/2020	N	271	271	ft	SO	Vadose-Coring	280-142782-3	SW8260B	11/20/2020	N	INITIAL	SW5035A	280-142782-1	1	75-27-4	Bromodichloromethane	< 5.1	ug/kg	N	U	UM	2.2	5.1	5.1	ug/kg
KAFB-106V3	V-106V3-121120-271	11/12/2020	N	271	271	ft	SO	Vadose-Coring	280-142782-3	SW8260B	11/20/2020	N	INITIAL	SW5035A	280-142782-1	1	75-34-3	1,1-Dichloroethane	< 0.82	ug/kg	N	U	U	0.22	0.82	5.1	ug/kg
KAFB-106V3	V-106V3-121120-271	11/12/2020	N	271	271	ft	SO	Vadose-Coring	280-142782-3	SW8260B	11/20/2020	N	INITIAL	SW5035A	280-142782-1	1	75-35-4	1,1-Dichloroethene	< 1.6	ug/kg	N	U	U	0.6	1.6	5.1	ug/kg
KAFB-106V3	V-106V3-121120-271	11/12/2020	N	271	271	ft	SO	Vadose-Coring	280-142782-3	SW8260B	11/20/2020	N	INITIAL	SW5035A	280-142782-1	1	75-69-4	Trichlorofluoromethane	< 10	ug/kg	N	U	UQ	3.3	10	10	ug/kg
KAFB-106V3	V-106V3-121120-271	11/12/2020	N	271	271	ft	SO	Vadose-Coring	280-142782-3	SW8260B	11/20/2020	N	INITIAL	SW5035A	280-142782-1	1	75-71-8	Dichlorodifluoromethane	< 6.6	ug/kg	N	U	U	2.8	6.6	10	ug/kg
KAFB-106V3	V-106V3-121120-271	11/12/2020	N	271	271	ft	SO	Vadose-Coring	280-142782-3	SW8260B	11/20/2020	N	INITIAL	SW5035A	280-142782-1	1	78-87-5	1,2-Dichloropropane	< 1.6	ug/kg	N	U	UM	0.56	1.6	5.1	ug/kg
KAFB-106V3	V-106V3-121120-271	11/12/2020	N	271	271	ft	SO	Vadose-Coring	280-142782-3	SW8260B	11/20/2020	N	INITIAL	SW5035A	280-142782-1	1	79-00-5	1,1,2-Trichloroethane	< 3.3	ug/kg	N	U	UM	0.9	3.3	5.1	ug/kg
KAFB-106V3	V-106V3-121120-271	11/12/2020	N	271	271	ft	SO	Vadose-Coring	280-142782-3	SW8260B	11/20/2020	N	INITIAL	SW5035A	280-142782-1	1	79-01-6	Trichloroethene	< 5.1	ug/kg	N	U	U	2	5.1	5.1	ug/kg
KAFB-106V3	V-106V3-121120-271	11/12/2020	N	271	271	ft	SO	Vadose-Coring	280-142782-3	SW8260B	11/20/2020	N	INITIAL	SW5035A	280-142782-1	1	79-34-5	1,1,2,2-Tetrachloroethane	< 0.82	ug/kg	N	U	UM	0.29	0.82	5.1	ug/kg
KAFB-106V3	V-106V3-121120-271	11/12/2020	N	271	271	ft	SO	Vadose-Coring	280-142782-3	SW8260B	11/20/2020	N	INITIAL	SW5035A	280-142782-1	1	87-61-6	1,2,3-Trichlorobenzene	< 3.3	ug/kg	N	U	U	0.83	3.3	5.1	ug/kg
KAFB-106V3	V-106V3-121120-271	11/12/2020	N	271	271	ft	SO	Vadose-Coring	280-142782-3	SW8260B	11/20/2020	N	INITIAL	SW5035A	280-142782-1	1	87-68-3	Hexachloro-1,3-butadiene	< 5.1	ug/kg	N	U	U	2.2	5.1	5.1	ug/kg
KAFB-106V3	V-106V3-121120-271	11/12/2020	N	271	271	ft	SO	Vadose-Coring	280-142782-3	SW8260B	11/20/2020	N	INITIAL	SW5035A	280-142782-1	1	91-20-3	Naphthalene	11	ug/kg	Y			3.4	6.9	6.9	ug/kg
KAFB-106V3	V-106V3-121120-271	11/12/2020	N	271	271	ft	SO	Vadose-Coring	280-142782-3	SW8260B	11/20/2020	N	INITIAL	SW5035A	280-142782-1	1	95-47-6	o-Xylene	67	ug/kg	Y			0.27	0.82	5.1	ug/kg
KAFB-106V3	V-106V3-121120-271	11/12/2020	N	271	271	ft	SO	Vadose-Coring	280-142782-3	SW8260B	11/20/2020	N	INITIAL	SW5035A	280-142782-1	1	95-49-8	2-Chlorotoluene	< 1.6	ug/kg	N	U	U	0.52	1.6	5.1	ug/kg
KAFB-106V3	V-106V3-121120-271	11/12/2020	N	271	271	ft	SO	Vadose-Coring	280-142782-3	SW8260B	11/20/2020	N	INITIAL	SW5035A	280-142782-1	1	95-50-1	1,2-Dichlorobenzene	< 5.1	ug/kg	N	U	U	1.9	5.1	5.1	ug/kg
KAFB-106V3	V-106V3-121120-271	11/12/2020	N	271	271	ft	SO	Vadose-Coring	280-142782-3	SW8260B	11/20/2020	N	INITIAL	SW5035A	280-142782-1	1	95-63-6	1,2,4-Trimethylbenzene	32	ug/kg	Y			2.4	5.1	5.1	ug/kg
KAFB-106V3	V-106V3-121120-271	11/12/2020	N	271	271	ft	SO	Vadose-Coring	280-142782-3	SW8260B	11/20/2020	N	INITIAL	SW5035A	280-142782-1	1	96-12-8	1,2-Dibromo-3-chloropropane	< 10	ug/kg	N	U	U	3.8	10	10	ug/kg
KAFB-106V3	V-106V3-121120-271	11/12/2020	N	271	271	ft	SO	Vadose-Coring	280-142782-3	SW8260B	11/20/2020	N	INITIAL	SW5035A	280-142782-1	1	96-18-4	1,2,3-Trichloropropane	< 0.82	ug/kg	N	U	UM	0.22	0.82	5.1	ug/kg
KAFB-106V3	V-106V3-121120-271	11/12/2020	N	271	271	ft	SO	Vadose-Coring	280-142782-3	SW8260B	11/20/2020	N	INITIAL	SW5035A	280-142782-1	1	98-06-6	tert-Butylbenzene	< 1.6	ug/kg	N	U	U	0.51	1.6	5.1	ug/kg
KAFB-106V3	V-106V3-121120-271	11/12/2020	N	271	271	ft	SO	Vadose-Coring	280-142782-3	SW8260B	11/20/2020	N	INITIAL	SW5035A	280-142782-1	1	98-82-8	Isopropylbenzene	4.1	ug/kg	Y	J	J	2.5	5.1	5.1	ug/kg
KAFB-106V3	V-106V3-121120-271	11/12/2020	N	271	271	ft	SO	Vadose-Coring	280-142782-3	SW8260B	11/20/2020	N	INITIAL	SW5035A	280-142782-1	1	99-87-6	4-Isopropyltoluene	< 3.3	ug/kg	N	U	U	1.2	3.3	5.1	ug/kg
KAFB-106V3	V-106V3-121120-271	11/12/2020	N	271	271	ft	SO	Vadose-Coring	280-142782-3	SW8260B	11/25/2020	N	REANALYSIS	SW5035A	280-142782-1	50	108-88-3	Toluene	890	ug/kg	Y		D	12	42	260	ug/kg
KAFB-106V3	V-106V3-121120-271	11/12/2020	N	271	271	ft	SO	Vadose-Coring	280-142782-3	SW8260B	11/25/2020	N	REANALYSIS	SW5035A	280-142782-1	50	71-43-2	Benzene	330	ug/kg	Y		D	7.9	21	260	ug/kg
KAFB-106V3	V-106V3-121120-271	11/12/2020	N	271	271	ft	SO	Vadose-Coring	280-142782-3	SW8260B	11/25/2020	N	REANALYSIS	SW5035A	280-142782-1	50	78-93-3	2-Butanone	14000	ug/kg	Y		DM	200	670	1100	ug/kg
KAFB-106V3	V-106V3-121120-271	11/12/2020	N	271	271	ft	SO	Vadose-Coring	280-142782-3	SW8260B	11/25/2020	N	REANALYSIS	SW5035A	280-142782-1	100	67-64-1	Acetone	55000	ug/kg	Y		DB	3700	7600	7600	ug/kg
KAFB-106V3	V-106V3-121120-280.5	11/12/2020	N	280.5	280.5	ft	SO	Vadose-Coring	280-142782-5	SW8260B	11/20/2020	N	INITIAL	SW5035A	280-142782-1	1	100-41-4	Ethylbenzene	12	ug/kg	Y			0.32	0.84	5.3	ug/kg
KAFB-106V3	V-106V3-121120-280.5	11/12/2020	N	280.5	280.5	ft	SO	Vadose-Coring	280-142782-5	SW8260B	11/20/2020	N	INITIAL	SW5035A	280-142782-1	1	100-42-5	Styrene	< 0.84	ug/kg	N	U	UM	0.29	0.84	5.3	ug/kg
KAFB-106V3	V-106V3-121120-280.5	11/12/2020	N	280.5	280.5	ft	SO	Vadose-Coring	280-142782-5	SW8260B	11/20/2020	N	INITIAL	SW5035A	280-142782-1	1	10061-01-5	cis-1,3-Dichloropropene	< 0.42	ug/kg	N	U	U	0.11	0.42	5.3	ug/kg
KAFB-106V3	V-106V3-121120-280.5	11/12/2020	N	280.5	280.5	ft	SO	Vadose-Coring	280-142782-5	SW8260B	11/20/2020	N	INITIAL	SW5035A	280-142782-1	1	10061-02-6	trans-1,3-Dichloropropene	< 0.21	ug/kg	N	U	U	0.087	0.21	5.3	ug/kg
KAFB-106V3	V-106V3-121120-280.5	11/12/2020	N	280.5	280.5	ft	SO	Vadose-Coring	280-142782-5	SW8260B	11/20/2020	N	INITIAL	SW5035A	280-142782-1	1	103-65-1	n-Propylbenzene	1.4	ug/kg	Y	J	J	0.61	1.7	5.3	ug/kg
KAFB-106V3	V-106V3-121120-280.5	11/12/2020	N	280.5	280.5	ft	SO	Vadose-Coring	280-142782-5	SW8260B	11/20/2020	N	INITIAL	SW5035A	280-142782-1	1	104-51-8	n-Butylbenzene	< 1.7	ug/kg	N	U	UM	0.59	1.7	5.3	ug/kg
KAFB-106V3	V-106V3-121120-280.5	11/12/2020	N	280.5	280.5	ft	SO	Vadose-Coring	280-142782-5	SW8260B	11/20/2020	N	INITIAL	SW5035A	280-142782-1	1	106-43-4	4-Chlorotoluene	< 0.84	ug/kg	N	U	U	0.38	0.84	5.3	ug/kg
KAFB-106V3	V-106V3-121120-280.5	11/12/2020	N	280.5	280.5	ft	SO	Vadose-Coring	280-142782-5	SW8260B	11/20/2020	N	INITIAL	SW5035A	280-142782-1	1	106-46-7	1,4-Dichlorobenzene	< 0.84	ug/kg	N	U	UM	0.26	0.84	5.3	ug/kg
KAFB-106V3	V-106V3-121120-280.5	11/12/2020	N	280.5	280.5	ft	SO	Vadose-Coring	280-142782-5	SW8260B	11/20/2020	N	INITIAL	SW5035A	280-142782-1	1	106-93-4	1,2-Dibromoethane	2.7	ug/kg	Y	J	J	0.55	1.7	5.3	ug/kg
KAFB-106V3	V-106V3-121120-280.5	11/12/2020	N	280.5	280.5	ft	SO	Vadose-Coring	280-142782-5	SW8260B	11/20/2020	N	INITIAL	SW5035A	280-142782-1	1	107-06-2	1,2-Dichloroethane	< 1.7	ug/kg	N	U	UM	0.74	1.7	5.3	ug/kg
KAFB-106V3	V-106V3-121120-280.5	11/12/2020	N	280.5	280.5	ft	SO	Vadose-Coring	280-142782-5	SW8260B	11/20/2020	N	INITIAL	SW5035A	280-142782-1	1	108-10-1	4-Methyl-2-pentanone	< 13	ug/kg	N	U	UM	4.6	13	21	ug/kg
KAFB-106V3	V-106V3-121120-280.5	11/12/2020	N	280.5	280.5	ft	SO	Vadose-Coring	280-142782-5	SW8260B	11/20/2020	N	INITIAL	SW5035A	280-142782-1	1	108-67-8	1,3,5-Trimethylbenzene	2.7	ug/kg	Y	J	J	2.5	5.3	5.3	ug/kg
KAFB-106V3	V-106V3-121120-280.5	11/12/2020	N	280.5	280.5	ft	SO	Vadose-Coring	280-142782-5	SW8260B	11/20/2020	N	INITIAL	SW5035A	280-142782-1	1	108-86-1	Bromobenzene	< 1.7	ug/kg	N	U	U	0.52	1.7	5.3	ug/kg
KAFB-106V3	V-106V3-121120-280.5	11/12/2020	N	280.5	280.5	ft	SO	Vadose-Coring	280-142782-5	SW8260B	11/20/2020	N	INITIAL	SW5035A	280-142782-1	1	108-88-3	Toluene	110	ug/kg	Y			0.24	0.84	5.3	ug/kg
KAFB-106V3	V-106V3-121120-280.5	11/12/2020	N	280.5	280.5	ft	SO	Vadose-Coring	280-142782-5	SW8260B	11/20/2020	N	INITIAL	SW5035A	280-142782-1	1	108-90-7	Chlorobenzene	< 5.3	ug/kg	N	U	U	2.2	5.3	5.3	ug/kg
KAFB-106V3	V-106V3-121120-280.5	11/12/2020	N	280.5	280.5	ft	SO	Vadose-Coring	280-142782-5	SW8260B	11/20/2020	N	INITIAL	SW5035A	280-142782-1	1	120-82-1	1,2,4-Trichlorobenzene	< 1.7	ug/kg	N	U	U	0.77	1.7	5.3	ug/kg
KAFB-106V3	V-106V3-121120-280.5	11/12/2020	N	280.5	280.5	ft	SO	Vadose-Coring	280-142782-5	SW8260B	11/20/2020	N	INITIAL	SW5035A	280-142782-1	1	124-48-1	Dibromochloromethane	< 5.3	ug/kg	N	U	U	2.4	5.3	5.3	ug/kg
KAFB-106V3	V-106V3-121120-280.5	11/12/2020	N	280.5	280.5	ft	SO	Vadose-Coring	280-142782-5	SW8260B	11/20/2020	N	INITIAL	SW5035A	280-142782-1	1	127-18-4	Tetrachloroethene	< 5.3	ug/kg	N	U	U	2	5.3	5.3	ug/kg
KAFB-106V3	V-106V3-121120-280.5	11/12/2020	N	280.5	280.5	ft	SO	Vadose-Coring	280-142782-5	SW8260B	11/20/2020	N	INITIAL	SW5035A	280-142782-1	1	135-98-8	sec-Butylbenzene	< 1.7	ug/kg	N	U	U	0.81	1.7	5.3	ug/kg
KAFB-106V3	V-106V3-121120-280.5	11/12/2020	N	280.5	280.5	ft	SO	Vadose-Coring	280-142782-5	SW8260B	11/20/2020	N	INITIAL	SW5035A	280-142782-1	1	142-28-9	1,3-Dichloropropane	< 0.42	ug/kg	N	U	U	0.18	0.42	5.3	ug/kg
KAFB-106V3	V-106V3-121120-280.5	11/12/2020	N	280.5	280.5	ft	SO	Vadose-Coring	280-142782-5	SW8260B	11/20/2020	N	INITIAL	SW5035A	280-142782-1	1	156-59-2	cis-1,2-Dichloroethene	< 0.84	ug/kg	N	U	U	0.21	0.84	5.3	ug/kg
KAFB-106V3	V-106V3-121120-280.5	11/12/2020	N	280.5	280.5	ft	SO	Vadose-Coring	280-142782-5	SW8260B	11/20/2020	N	INITIAL	SW5035A	280-142782-1	1	156-60-5	trans-1,2-Dichloroethene	< 0.84	ug/kg	N	U	U	0.41	0.84	5.3	ug/kg
KAFB-106V3	V-106V3-121120-280.5	11/12/2020	N	280.5	280.5	ft	SO	Vadose-Coring	280-142782-5	SW8260B	11/20/2020	N	INITIAL	SW5035A	280-142782-1	1	1634-04-4	Methyl tert-butyl ether	< 6.7	ug/kg	N	U	UM	2.2	6.7	21	ug/kg
KAFB-106V3	V-106V3-121120-280.5	11/12/2020	N	280.5	280.5	ft	SO	Vadose-Coring	280-142782-5	SW8260B	11/20/2020	N	INITIAL	SW5035A	280-142782-1	1	179601-23-1	m- & p-Xylenes	34	ug/kg	Y			1.1	3.4	3.4	ug/kg
KAFB-106V3	V-106V3-121120-280.5	11/12/2020	N	280.5	280.5	ft	SO	Vadose-Coring	280-142782-5	SW8260B	11/20/2020	N	INITIAL	SW5035A	280-142782-1	1	540-59-0	1,2-Dichloroethene	< 1.7	ug/kg	N	U	U	0.41	1.7	5.3	ug/kg
KAFB-106V3	V-106V3-121120-280.5	11/12/2020	N	280.5	280.5	ft	SO	Vadose-Coring	280-142782-5	SW8260B	11/20/2020	N	INITIAL	SW5035A	280-142782-1	1	541-73-1	1,3-Dichlorobenzene	< 1.7	ug/kg	N	U	U	0.5	1.7	5.3	ug/kg
KAFB-106V3	V-106V3-121120-280.5	11/12/2020	N	280.5	280.5	ft	SO	Vadose-Coring	280-142782-5	SW8260B	11/20/2020	N	INITIAL	SW5035A	280-142782-1	1	56-23-5	Carbon tetrachloride	< 5.3	ug/kg	N	U	U	2.1	5.3	5.3	ug/kg
KAFB-106V3	V-106V3-121120-280.5	11/12/2020	N	280.5	280.5	ft	SO	Vadose-Coring	280-142782-5	SW8260B	11/20/2020	N	INITIAL	SW5035A	280-142782-1	1	563-58-6	1,1-Dichloropropene	< 0.42	ug/kg	N	U	U	0.17	0.42	5.3	ug/kg
KAFB-106V3	V-106V3-121120-280.5	11/12/2020	N	280.5	280.5	ft	SO	Vadose-Coring	280-142782-5	SW8260B	11/20/2020	N	INITIAL	SW5035A	280-142782-1	1	591-78-6	2-Hexanone	< 13	ug/kg	N	U	UM	5.1	13	21	ug/kg
KAFB-106V3	V-106V3-121120-280.5	11/12/2020	N	280.5	280.5	ft	SO	Vadose-Coring	280-142782-5	SW8260B	11/20/2020	N	INITIAL	SW5035A	280-142782-1	1	594-20-7	2,2-Dichloropropane	< 1.7	ug/kg	N	U	U	0.46	1.7	5.3	ug/kg
KAFB-106V3	V-106V3-121120-280.5	11/12/2020	N	280.5	280.5	ft	SO	Vadose-Coring	280-142782-5	SW8260B	11/20/2020	N	INITIAL	SW5035A	280-142782-1	1	630-20-6	1,1,1,2-Tetrachloroethane	< 5.3	ug/kg	N	U	U	2.3	5.3	5.3	ug/kg
KAFB-106V3	V-106V3-121120-280.5	11/12/2020	N	280.5	280.5	ft	SO	Vadose-Coring	280-142782-5	SW8260B	11/20/2020	N	INITIAL	SW5035A	280-142782-1	1	67-66-3	Chloroform	< 0.84	ug/kg	N	U	U	0.31	0.84	11	ug/kg
KAFB-106V3	V-106V3-121120-280.5	11/12/2020	N	280.5	280.5	ft	SO	Vadose-Coring	280-142782-5	SW8260B	11/20/2020	N	INITIAL	SW5035A	280-142782-1	1	71-43-2	Benzene	34	ug/kg	Y			0.16	0.42	5.3	ug/kg
KAFB-106V3	V-106V3-121120-280.5	11/12/2020	N	280.5	280.5	ft	SO	Vadose-Coring	280-142782-5	SW8260B	11/20/2020	N	INITIAL	SW5035A	280-142782-1	1	71-55-6	1,1,1-Trichloroethane	< 5.3	ug/kg	N	U	U	2.1	5.3	5.3	ug/kg
KAFB-106V3	V-106V3-121120-280.5	11/12/2020	N	280.5	280.5	ft	SO	Vadose-Coring	280-142782-5	SW8260B	11/20/2020	N	INITIAL	SW5035A	280-142782-1	1	74-83-9	Bromomethane	< 3.4	ug/kg	N	U	U	1.4	3.4	11	ug/kg
KAFB-106V3	V-106V3-121120-280.5	11/12/2020	N	280.5	280.5	ft	SO	Vadose-Coring	280-142782-5	SW8260B	11/20/2020	N	INITIAL	SW5035A	280-142782-1	1	74-87-3	Chloromethane	< 1.7	ug/kg	N	U	U	0.81	1.7	11	ug/kg
KAFB-106V3	V-106V3-121120-280.5	11/12/2020	N	280.5	280.5	ft	SO	Vadose-Coring	280-142782-5	SW8260B	11/20/2020	N	INITIAL	SW5035A	280-142782-1	1	74-95-3	Dibromomethane	< 0.84	ug/kg	N	U	U	0.33	0.84	5.3	ug/kg
KAFB-106V3	V-106V3-121120-280.5	11/12/2020	N	280.5	280.5	ft	SO	Vadose-Coring	280-142782-5	SW8260B	11/20/2020	N	INITIAL	SW5035A	280-142782-1	1	74-97-5	Bromochloromethane	< 5.3	ug/kg	N	U	U	2.6	5.3	5.3	ug/kg
KAFB-106V3	V-106V3-121120-280.5	11/12/2020	N	280.5	280.5	ft	SO	Vadose-Coring	280-142782-5	SW8260B	11/20/2020	N	INITIAL	SW5035A	280-142782-1	1	75-00-3	Chloroethane	< 6.7	ug/kg	N	U	U	2.1	6.7	11	ug/kg
KAFB-106V3	V-106V3-121120-280.5	11/12/2020	N	280.5	280.5	ft	SO	Vadose-Coring	280-142782-5	SW8260B	11/20/2020	N	INITIAL	SW5035A	280-142782-1	1	75-01-4	Vinyl chloride	< 3.4	ug/kg	N	U	UM	1.4	3.4	5.3	ug/kg
KAFB-106V3	V-106V3-121120-280.5	11/12/2020	N	280.5	280.5	ft	SO	Vadose-Coring	280-142782-5	SW8260B	11/20/2020	N	INITIAL	SW5035A	280-142782-1	1	75-09-2	Methylene chloride	< 3.4	ug/kg	N	U	U	1.7	3.4	5.3	ug/kg
KAFB-106V3	V-106V3-121120-280.5	11/12/2020	N	280.5	280.5	ft	SO	Vadose-Coring	280-142782-5	SW8260B	11/20/2020	N	INITIAL	SW5035A	280-142782-1	1	75-15-0	Carbon disulfide	< 5.3	ug/kg	N	U	U	1.7	5.3	5.3	ug/kg
KAFB-106V3	V-106V3-121120-280.5	11/12/2020	N	280.5	280.5	ft	SO	Vadose-Coring	280-142782-5	SW8260B	11/20/2020	N	INITIAL	SW5035A	280-142782-1	1	75-25-2	Bromoform	< 5.4	ug/kg	N	U	U	2.7	5.4	5.4	ug/kg
KAFB-106V3	V-106V3-121120-280.5	11/12/2020	N	280.5	280.5	ft	SO	Vadose-Coring	280-142782-5	SW8260B	11/20/2020	N	INITIAL	SW5035A	280-142782-1	1	75-27-4	Bromodichloromethane	< 5.3	ug/kg	N	U	UM	2.2	5.3	5.3	ug/kg
KAFB-106V3	V-106V3-121120-280.5	11/12/2020	N	280.5	280.5	ft	SO	Vadose-Coring	280-142782-5	SW8260B	11/20/2020	N	INITIAL	SW5035A	280-142782-1	1	75-34-3	1,1-Dichloroethane	< 0.84	ug/kg	N	U	U	0.22	0.84	5.3	ug/kg
KAFB-106V3	V-106V3-121120-280.5	11/12/2020	N	280.5	280.5	ft	SO	Vadose-Coring	280-142782-5	SW8260B	11/20/2020	N	INITIAL	SW5035A	280-142782-1	1	75-35-4	1,1-Dichloroethene	< 1.7	ug/kg	N	U	U	0.62	1.7	5.3	ug/kg
KAFB-106V3	V-106V3-121120-280.5	11/12/2020	N	280.5	280.5	ft	SO	Vadose-Coring	280-142782-5	SW8260B	11/20/2020	N	INITIAL	SW5035A	280-142782-1	1	75-69-4	Trichlorofluoromethane	< 11	ug/kg	N	U	UQ	3.4	11	11	ug/kg
KAFB-106V3	V-106V3-121120-280.5	11/12/2020	N	280.5	280.5	ft	SO	Vadose-Coring	280-142782-5	SW8260B	11/20/2020	N	INITIAL	SW5035A	280-142782-1	1	75-71-8	Dichlorodifluoromethane	< 6.7	ug/kg	N	U	U	2.9	6.7	11	ug/kg
KAFB-106V3	V-106V3-121120-280.5	11/12/2020	N	280.5	280.5	ft	SO	Vadose-Coring	280-142782-5	SW8260B	11/20/2020	N	INITIAL	SW5035A	280-142782-1	1	78-87-5	1,2-Dichloropropane	< 1.7	ug/kg	N	U	UM	0.58	1.7	5.3	ug/kg
KAFB-106V3	V-106V3-121120-280.5	11/12/2020	N	280.5	280.5	ft	SO	Vadose-Coring	280-142782-5	SW8260B	11/20/2020	N	INITIAL	SW5035A	280-142782-1	1	78-93-3	2-Butanone	< 13	ug/kg	N	U	U	4.1	13	21	ug/kg
KAFB-106V3	V-106V3-121120-280.5	11/12/2020	N	280.5	280.5	ft	SO	Vadose-Coring	280-142782-5	SW8260B	11/20/2020	N	INITIAL	SW5035A	280-142782-1	1	79-00-5	1,1,2-Trichloroethane	< 3.4	ug/kg	N	U	UM	0.93	3.4	5.3	ug/kg
KAFB-106V3	V-106V3-121120-280.5	11/12/2020	N	280.5	280.5	ft	SO	Vadose-Coring	280-142782-5	SW8260B	11/20/2020	N	INITIAL	SW5035A	280-142782-1	1	79-01-6	Trichloroethene	< 5.3	ug/kg	N	U	U	2	5.3	5.3	ug/kg
KAFB-106V3	V-106V3-121120-280.5	11/12/2020	N	280.5	280.5	ft	SO	Vadose-Coring	280-142782-5	SW8260B	11/20/2020	N	INITIAL	SW5035A	280-142782-1	1	79-34-5	1,1,2,2-Tetrachloroethane	< 0.84	ug/kg	N	U	UM	0.3	0.84	5.3	ug/kg
KAFB-106V3	V-106V3-121120-280.5	11/12/2020	N	280.5	280.5	ft	SO	Vadose-Coring	280-142782-5	SW8260B	11/20/2020	N	INITIAL	SW5035A	280-142782-1	1	87-61-6	1,2,3-Trichlorobenzene	< 3.4	ug/kg	N	U	U	0.85	3.4	5.3	ug/kg
KAFB-106V3	V-106V3-121120-280.5	11/12/2020	N	280.5	280.5	ft	SO	Vadose-Coring	280-142782-5	SW8260B	11/20/2020	N	INITIAL	SW5035A	280-142782-1	1	87-68-3	Hexachloro-1,3-butadiene	< 5.3	ug/kg	N	U	U	2.3	5.3	5.3	ug/kg
KAFB-106V3	V-106V3-121120-280.5	11/12/2020	N	280.5	280.5	ft	SO	Vadose-Coring	280-142782-5	SW8260B	11/20/2020	N	INITIAL	SW5035A	280-142782-1	1	91-20-3	Naphthalene	< 7	ug/kg	N	U	U	3.5	7	7	ug/kg
KAFB-106V3	V-106V3-121120-280.5	11/12/2020	N	280.5	280.5	ft	SO	Vadose-Coring	280-142782-5	SW8260B	11/20/2020	N	INITIAL	SW5035A	280-142782-1	1	95-47-6	o-Xylene	18	ug/kg	Y			0.28	0.84	5.3	ug/kg
KAFB-106V3	V-106V3-121120-280.5	11/12/2020	N	280.5	280.5	ft	SO	Vadose-Coring	280-142782-5	SW8260B	11/20/2020	N	INITIAL	SW5035A	280-142782-1	1	95-49-8	2-Chlorotoluene	< 1.7	ug/kg	N	U	U	0.54	1.7	5.3	ug/kg
KAFB-106V3	V-106V3-121120-280.5	11/12/2020	N	280.5	280.5	ft	SO	Vadose-Coring	280-142782-5	SW8260B	11/20/2020	N	INITIAL	SW5035A	280-142782-1	1	95-50-1	1,2-Dichlorobenzene	< 5.3	ug/kg	N	U	U	2	5.3	5.3	ug/kg
KAFB-106V3	V-106V3-121120-280.5	11/12/2020	N	280.5	280.5	ft	SO	Vadose-Coring	280-142782-5	SW8260B	11/20/2020	N	INITIAL	SW5035A	280-142782-1	1	95-63-6	1,2,4-Trimethylbenzene	6.8	ug/kg	Y			2.4	5.3	5.3	ug/kg
KAFB-106V3	V-106V3-121120-280.5	11/12/2020	N	280.5	280.5	ft	SO	Vadose-Coring	280-142782-5	SW8260B	11/20/2020	N	INITIAL	SW5035A	280-142782-1	1	96-12-8	1,2-Dibromo-3-chloropropane	< 11	ug/kg	N	U	U	3.8	11	11	ug/kg
KAFB-106V3	V-106V3-121120-280.5	11/12/2020	N	280.5	280.5	ft	SO	Vadose-Coring	280-142782-5	SW8260B	11/20/2020	N	INITIAL	SW5035A	280-142782-1	1	96-18-4	1,2,3-Trichloropropane	< 0.84	ug/kg	N	U	U	0.23	0.84	5.3	ug/kg
KAFB-106V3	V-106V3-121120-280.5	11/12/2020	N	280.5	280.5	ft	SO	Vadose-Coring	280-142782-5	SW8260B	11/20/2020	N	INITIAL	SW5035A	280-142782-1	1	98-06-6	tert-Butylbenzene	< 1.7	ug/kg	N	U	U	0.53	1.7	5.3	ug/kg
KAFB-106V3	V-106V3-121120-280.5	11/12/2020	N	280.5	280.5	ft	SO	Vadose-Coring	280-142782-5	SW8260B	11/20/2020	N	INITIAL	SW5035A	280-142782-1	1	98-82-8	Isopropylbenzene	< 5.3	ug/kg	N	U	U	2.5	5.3	5.3	ug/kg
KAFB-106V3	V-106V3-121120-280.5	11/12/2020	N	280.5	280.5	ft	SO	Vadose-Coring	280-142782-5	SW8260B	11/20/2020	N	INITIAL	SW5035A	280-142782-1	1	99-87-6	4-Isopropyltoluene	< 3.4	ug/kg	N	U	U	1.2	3.4	5.3	ug/kg
KAFB-106V3	V-106V3-121120-280.5	11/12/2020	N	280.5	280.5	ft	SO	Vadose-Coring	280-142782-5	SW8260B	11/25/2020	N	REANALYSIS	SW5035A	280-142782-1	50	67-64-1	Acetone	2000	ug/kg	Y	J	JDB	2000	4000	4000	ug/kg
KAFB-106V3	V-106V3-121120-290	11/12/2020	N	290	290	ft	SO	Vadose-Coring	280-142785-1	SW8260B	11/20/2020	N	INITIAL	SW5035A	280-142782-1	1	100-41-4	Ethylbenzene	< 0.97	ug/kg	N	U	U	0.37	0.97	6.1	ug/kg
KAFB-106V3	V-106V3-121120-290	11/12/2020	N	290	290	ft	SO	Vadose-Coring	280-142785-1	SW8260B	11/20/2020	N	INITIAL	SW5035A	280-142782-1	1	100-42-5	Styrene	< 0.97	ug/kg	N	U	U	0.34	0.97	6.1	ug/kg
KAFB-106V3	V-106V3-121120-290	11/12/2020	N	290	290	ft	SO	Vadose-Coring	280-142785-1	SW8260B	11/20/2020	N	INITIAL	SW5035A	280-142782-1	1	10061-01-5	cis-1,3-Dichloropropene	< 0.48	ug/kg	N	U	U	0.12	0.48	6.1	ug/kg
KAFB-106V3	V-106V3-121120-290	11/12/2020	N	290	290	ft	SO	Vadose-Coring	280-142785-1	SW8260B	11/20/2020	N	INITIAL	SW5035A	280-142782-1	1	10061-02-6	trans-1,3-Dichloropropene	< 0.24	ug/kg	N	U	U	0.1	0.24	6.1	ug/kg
KAFB-106V3	V-106V3-121120-290	11/12/2020	N	290	290	ft	SO	Vadose-Coring	280-142785-1	SW8260B	11/20/2020	N	INITIAL	SW5035A	280-142782-1	1	103-65-1	n-Propylbenzene	< 1.9	ug/kg	N	U	U	0.7	1.9	6.1	ug/kg
KAFB-106V3	V-106V3-121120-290	11/12/2020	N	290	290	ft	SO	Vadose-Coring	280-142785-1	SW8260B	11/20/2020	N	INITIAL	SW5035A	280-142782-1	1	104-51-8	n-Butylbenzene	< 1.9	ug/kg	N	U	U	0.68	1.9	6.1	ug/kg
KAFB-106V3	V-106V3-121120-290	11/12/2020	N	290	290	ft	SO	Vadose-Coring	280-142785-1	SW8260B	11/20/2020	N	INITIAL	SW5035A	280-142782-1	1	106-43-4	4-Chlorotoluene	< 0.97	ug/kg	N	U	U	0.44	0.97	6.1	ug/kg
KAFB-106V3	V-106V3-121120-290	11/12/2020	N	290	290	ft	SO	Vadose-Coring	280-142785-1	SW8260B	11/20/2020	N	INITIAL	SW5035A	280-142782-1	1	106-46-7	1,4-Dichlorobenzene	< 0.97	ug/kg	N	U	UM	0.3	0.97	6.1	ug/kg
KAFB-106V3	V-106V3-121120-290	11/12/2020	N	290	290	ft	SO	Vadose-Coring	280-142785-1	SW8260B	11/20/2020	N	INITIAL	SW5035A	280-142782-1	1	106-93-4	1,2-Dibromoethane	< 1.9	ug/kg	N	U	U	0.63	1.9	6.1	ug/kg
KAFB-106V3	V-106V3-121120-290	11/12/2020	N	290	290	ft	SO	Vadose-Coring	280-142785-1	SW8260B	11/20/2020	N	INITIAL	SW5035A	280-142782-1	1	107-06-2	1,2-Dichloroethane	< 1.9	ug/kg	N	U	U	0.85	1.9	6.1	ug/kg
KAFB-106V3	V-106V3-121120-290	11/12/2020	N	290	290	ft	SO	Vadose-Coring	280-142785-1	SW8260B	11/20/2020	N	INITIAL	SW5035A	280-142782-1	1	108-10-1	4-Methyl-2-pentanone	< 16	ug/kg	N	U	UM	5.3	16	24	ug/kg
KAFB-106V3	V-106V3-121120-290	11/12/2020	N	290	290	ft	SO	Vadose-Coring	280-142785-1	SW8260B	11/20/2020	N	INITIAL	SW5035A	280-142782-1	1	108-67-8	1,3,5-Trimethylbenzene	< 6.1	ug/kg	N	U	U	2.9	6.1	6.1	ug/kg
KAFB-106V3	V-106V3-121120-290	11/12/2020	N	290	290	ft	SO	Vadose-Coring	280-142785-1	SW8260B	11/20/2020	N	INITIAL	SW5035A	280-142782-1	1	108-86-1	Bromobenzene	< 1.9	ug/kg	N	U	U	0.59	1.9	6.1	ug/kg
KAFB-106V3	V-106V3-121120-290	11/12/2020	N	290	290	ft	SO	Vadose-Coring	280-142785-1	SW8260B	11/20/2020	N	INITIAL	SW5035A	280-142782-1	1	108-88-3	Toluene	0.73	ug/kg	Y	J	J	0.28	0.97	6.1	ug/kg
KAFB-106V3	V-106V3-121120-290	11/12/2020	N	290	290	ft	SO	Vadose-Coring	280-142785-1	SW8260B	11/20/2020	N	INITIAL	SW5035A	280-142782-1	1	108-90-7	Chlorobenzene	< 6.1	ug/kg	N	U	U	2.5	6.1	6.1	ug/kg
KAFB-106V3	V-106V3-121120-290	11/12/2020	N	290	290	ft	SO	Vadose-Coring	280-142785-1	SW8260B	11/20/2020	N	INITIAL	SW5035A	280-142782-1	1	120-82-1	1,2,4-Trichlorobenzene	< 1.9	ug/kg	N	U	U	0.88	1.9	6.1	ug/kg
KAFB-106V3	V-106V3-121120-290	11/12/2020	N	290	290	ft	SO	Vadose-Coring	280-142785-1	SW8260B	11/20/2020	N	INITIAL	SW5035A	280-142782-1	1	124-48-1	Dibromochloromethane	< 6.1	ug/kg	N	U	U	2.8	6.1	6.1	ug/kg
KAFB-106V3	V-106V3-121120-290	11/12/2020	N	290	290	ft	SO	Vadose-Coring	280-142785-1	SW8260B	11/20/2020	N	INITIAL	SW5035A	280-142782-1	1	127-18-4	Tetrachloroethene	< 6.1	ug/kg	N	U	U	2.3	6.1	6.1	ug/kg
KAFB-106V3	V-106V3-121120-290	11/12/2020	N	290	290	ft	SO	Vadose-Coring	280-142785-1	SW8260B	11/20/2020	N	INITIAL	SW5035A	280-142782-1	1	135-98-8	sec-Butylbenzene	< 1.9	ug/kg	N	U	U	0.93	1.9	6.1	ug/kg
KAFB-106V3	V-106V3-121120-290	11/12/2020	N	290	290	ft	SO	Vadose-Coring	280-142785-1	SW8260B	11/20/2020	N	INITIAL	SW5035A	280-142782-1	1	142-28-9	1,3-Dichloropropane	< 0.48	ug/kg	N	U	U	0.21	0.48	6.1	ug/kg
KAFB-106V3	V-106V3-121120-290	11/12/2020	N	290	290	ft	SO	Vadose-Coring	280-142785-1	SW8260B	11/20/2020	N	INITIAL	SW5035A	280-142782-1	1	156-59-2	cis-1,2-Dichloroethene	< 0.97	ug/kg	N	U	U	0.24	0.97	6.1	ug/kg
KAFB-106V3	V-106V3-121120-290	11/12/2020	N	290	290	ft	SO	Vadose-Coring	280-142785-1	SW8260B	11/20/2020	N	INITIAL	SW5035A	280-142782-1	1	156-60-5	trans-1,2-Dichloroethene	< 0.97	ug/kg	N	U	U	0.47	0.97	6.1	ug/kg
KAFB-106V3	V-106V3-121120-290	11/12/2020	N	290	290	ft	SO	Vadose-Coring	280-142785-1	SW8260B	11/20/2020	N	INITIAL	SW5035A	280-142782-1	1	1634-04-4	Methyl tert-butyl ether	< 7.8	ug/kg	N	U	U	2.6	7.8	24	ug/kg
KAFB-106V3	V-106V3-121120-290	11/12/2020	N	290	290	ft	SO	Vadose-Coring	280-142785-1	SW8260B	11/20/2020	N	INITIAL	SW5035A	280-142782-1	1	179601-23-1	m- & p-Xylenes	< 3.9	ug/kg	N	U	UM	1.3	3.9	3.9	ug/kg
KAFB-106V3	V-106V3-121120-290	11/12/2020	N	290	290	ft	SO	Vadose-Coring	280-142785-1	SW8260B	11/20/2020	N	INITIAL	SW5035A	280-142782-1	1	540-59-0	1,2-Dichloroethene	< 1.9	ug/kg	N	U	U	0.47	1.9	6.1	ug/kg
KAFB-106V3	V-106V3-121120-290	11/12/2020	N	290	290	ft	SO	Vadose-Coring	280-142785-1	SW8260B	11/20/2020	N	INITIAL	SW5035A	280-142782-1	1	541-73-1	1,3-Dichlorobenzene	< 1.9	ug/kg	N	U	U	0.58	1.9	6.1	ug/kg

KAFB-106V3	V-106V3-121120-290	11/12/2020	N	290	290	ft	SO	Vadose-Coring	280-142785-1	SW8260B	11/20/2020	N	INITIAL	SW5035A	280-142782-1	1	56-23-5	Carbon tetrachloride	< 6.1	ug/kg	N	U	U	2.4	6.1	6.1	ug/kg
KAFB-106V3	V-106V3-121120-290	11/12/2020	N	290	290	ft	SO	Vadose-Coring	280-142785-1	SW8260B	11/20/2020	N	INITIAL	SW5035A	280-142782-1	1	563-58-6	1,1-Dichloropropene	< 0.48	ug/kg	N	U	U	0.2	0.48	6.1	ug/kg
KAFB-106V3	V-106V3-121120-290	11/12/2020	N	290	290	ft	SO	Vadose-Coring	280-142785-1	SW8260B	11/20/2020	N	INITIAL	SW5035A	280-142782-1	1	591-78-6	2-Hexanone	< 16	ug/kg	N	U	U	5.9	16	24	ug/kg
KAFB-106V3	V-106V3-121120-290	11/12/2020	N	290	290	ft	SO	Vadose-Coring	280-142785-1	SW8260B	11/20/2020	N	INITIAL	SW5035A	280-142782-1	1	594-20-7	2,2-Dichloropropane	< 1.9	ug/kg	N	U	U	0.53	1.9	6.1	ug/kg
KAFB-106V3	V-106V3-121120-290	11/12/2020	N	290	290	ft	SO	Vadose-Coring	280-142785-1	SW8260B	11/20/2020	N	INITIAL	SW5035A	280-142782-1	1	630-20-6	1,1,1,2-Tetrachloroethane	< 6.1	ug/kg	N	U	U	2.7	6.1	6.1	ug/kg
KAFB-106V3	V-106V3-121120-290	11/12/2020	N	290	290	ft	SO	Vadose-Coring	280-142785-1	SW8260B	11/20/2020	N	INITIAL	SW5035A	280-142782-1	1	67-66-3	Chloroform	< 0.97	ug/kg	N	U	U	0.35	0.97	12	ug/kg
KAFB-106V3	V-106V3-121120-290	11/12/2020	N	290	290	ft	SO	Vadose-Coring	280-142785-1	SW8260B	11/20/2020	N	INITIAL	SW5035A	280-142782-1	1	71-43-2	Benzene	< 0.48	ug/kg	N	U	U	0.18	0.48	6.1	ug/kg
KAFB-106V3	V-106V3-121120-290	11/12/2020	N	290	290	ft	SO	Vadose-Coring	280-142785-1	SW8260B	11/20/2020	N	INITIAL	SW5035A	280-142782-1	1	71-55-6	1,1,1-Trichloroethane	< 6.1	ug/kg	N	U	U	2.4	6.1	6.1	ug/kg
KAFB-106V3	V-106V3-121120-290	11/12/2020	N	290	290	ft	SO	Vadose-Coring	280-142785-1	SW8260B	11/20/2020	N	INITIAL	SW5035A	280-142782-1	1	74-83-9	Bromomethane	< 3.9	ug/kg	N	U	U	1.6	3.9	12	ug/kg
KAFB-106V3	V-106V3-121120-290	11/12/2020	N	290	290	ft	SO	Vadose-Coring	280-142785-1	SW8260B	11/20/2020	N	INITIAL	SW5035A	280-142782-1	1	74-87-3	Chloromethane	< 1.9	ug/kg	N	U	U	0.93	1.9	12	ug/kg
KAFB-106V3	V-106V3-121120-290	11/12/2020	N	290	290	ft	SO	Vadose-Coring	280-142785-1	SW8260B	11/20/2020	N	INITIAL	SW5035A	280-142782-1	1	74-95-3	Dibromomethane	< 0.97	ug/kg	N	U	U	0.38	0.97	6.1	ug/kg
KAFB-106V3	V-106V3-121120-290	11/12/2020	N	290	290	ft	SO	Vadose-Coring	280-142785-1	SW8260B	11/20/2020	N	INITIAL	SW5035A	280-142782-1	1	74-97-5	Bromochloromethane	< 6.1	ug/kg	N	U	U	3	6.1	6.1	ug/kg
KAFB-106V3	V-106V3-121120-290	11/12/2020	N	290	290	ft	SO	Vadose-Coring	280-142785-1	SW8260B	11/20/2020	N	INITIAL	SW5035A	280-142782-1	1	75-00-3	Chloroethane	< 7.8	ug/kg	N	U	U	2.4	7.8	12	ug/kg
KAFB-106V3	V-106V3-121120-290	11/12/2020	N	290	290	ft	SO	Vadose-Coring	280-142785-1	SW8260B	11/20/2020	N	INITIAL	SW5035A	280-142782-1	1	75-01-4	Vinyl chloride	< 3.9	ug/kg	N	U	UM	1.6	3.9	6.1	ug/kg
KAFB-106V3	V-106V3-121120-290	11/12/2020	N	290	290	ft	SO	Vadose-Coring	280-142785-1	SW8260B	11/20/2020	N	INITIAL	SW5035A	280-142782-1	1	75-09-2	Methylene chloride	< 3.9	ug/kg	N	U	U	1.9	3.9	6.1	ug/kg
KAFB-106V3	V-106V3-121120-290	11/12/2020	N	290	290	ft	SO	Vadose-Coring	280-142785-1	SW8260B	11/20/2020	N	INITIAL	SW5035A	280-142782-1	1	75-15-0	Carbon disulfide	< 6.1	ug/kg	N	U	U	2	6.1	6.1	ug/kg
KAFB-106V3	V-106V3-121120-290	11/12/2020	N	290	290	ft	SO	Vadose-Coring	280-142785-1	SW8260B	11/20/2020	N	INITIAL	SW5035A	280-142782-1	1	75-25-2	Bromoform	< 6.2	ug/kg	N	U	U	3.1	6.2	6.2	ug/kg
KAFB-106V3	V-106V3-121120-290	11/12/2020	N	290	290	ft	SO	Vadose-Coring	280-142785-1	SW8260B	11/20/2020	N	INITIAL	SW5035A	280-142782-1	1	75-27-4	Bromodichloromethane	< 6.1	ug/kg	N	U	U	2.6	6.1	6.1	ug/kg
KAFB-106V3	V-106V3-121120-290	11/12/2020	N	290	290	ft	SO	Vadose-Coring	280-142785-1	SW8260B	11/20/2020	N	INITIAL	SW5035A	280-142782-1	1	75-34-3	1,1-Dichloroethane	< 0.97	ug/kg	N	U	U	0.25	0.97	6.1	ug/kg
KAFB-106V3	V-106V3-121120-290	11/12/2020	N	290	290	ft	SO	Vadose-Coring	280-142785-1	SW8260B	11/20/2020	N	INITIAL	SW5035A	280-142782-1	1	75-35-4	1,1-Dichloroethene	< 1.9	ug/kg	N	U	U	0.71	1.9	6.1	ug/kg
KAFB-106V3	V-106V3-121120-290	11/12/2020	N	290	290	ft	SO	Vadose-Coring	280-142785-1	SW8260B	11/20/2020	N	INITIAL	SW5035A	280-142782-1	1	75-69-4	Trichlorofluoromethane	< 12	ug/kg	N	U	UQ	3.9	12	12	ug/kg
KAFB-106V3	V-106V3-121120-290	11/12/2020	N	290	290	ft	SO	Vadose-Coring	280-142785-1	SW8260B	11/20/2020	N	INITIAL	SW5035A	280-142782-1	1	75-71-8	Dichlorodifluoromethane	< 7.8	ug/kg	N	U	U	3.3	7.8	12	ug/kg
KAFB-106V3	V-106V3-121120-290	11/12/2020	N	290	290	ft	SO	Vadose-Coring	280-142785-1	SW8260B	11/20/2020	N	INITIAL	SW5035A	280-142782-1	1	78-87-5	1,2-Dichloropropane	< 1.9	ug/kg	N	U	U	0.67	1.9	6.1	ug/kg
KAFB-106V3	V-106V3-121120-290	11/12/2020	N	290	290	ft	SO	Vadose-Coring	280-142785-1	SW8260B	11/20/2020	N	INITIAL	SW5035A	280-142782-1	1	78-93-3	2-Butanone	< 16	ug/kg	N	U	U	4.7	16	24	ug/kg
KAFB-106V3	V-106V3-121120-290	11/12/2020	N	290	290	ft	SO	Vadose-Coring	280-142785-1	SW8260B	11/20/2020	N	INITIAL	SW5035A	280-142782-1	1	79-00-5	1,1,2-Trichloroethane	< 3.9	ug/kg	N	U	U	1.1	3.9	6.1	ug/kg
KAFB-106V3	V-106V3-121120-290	11/12/2020	N	290	290	ft	SO	Vadose-Coring	280-142785-1	SW8260B	11/20/2020	N	INITIAL	SW5035A	280-142782-1	1	79-01-6	Trichloroethene	< 6.1	ug/kg	N	U	U	2.3	6.1	6.1	ug/kg
KAFB-106V3	V-106V3-121120-290	11/12/2020	N	290	290	ft	SO	Vadose-Coring	280-142785-1	SW8260B	11/20/2020	N	INITIAL	SW5035A	280-142782-1	1	79-34-5	1,1,2,2-Tetrachloroethane	< 0.97	ug/kg	N	U	U	0.35	0.97	6.1	ug/kg
KAFB-106V3	V-106V3-121120-290	11/12/2020	N	290	290	ft	SO	Vadose-Coring	280-142785-1	SW8260B	11/20/2020	N	INITIAL	SW5035A	280-142782-1	1	87-61-6	1,2,3-Trichlorobenzene	< 3.9	ug/kg	N	U	U	0.98	3.9	6.1	ug/kg
KAFB-106V3	V-106V3-121120-290	11/12/2020	N	290	290	ft	SO	Vadose-Coring	280-142785-1	SW8260B	11/20/2020	N	INITIAL	SW5035A	280-142782-1	1	87-68-3	Hexachloro-1,3-butadiene	< 6.1	ug/kg	N	U	U	2.6	6.1	6.1	ug/kg
KAFB-106V3	V-106V3-121120-290	11/12/2020	N	290	290	ft	SO	Vadose-Coring	280-142785-1	SW8260B	11/20/2020	N	INITIAL	SW5035A	280-142782-1	1	91-20-3	Naphthalene	< 8.1	ug/kg	N	U	U	4	8.1	8.1	ug/kg
KAFB-106V3	V-106V3-121120-290	11/12/2020	N	290	290	ft	SO	Vadose-Coring	280-142785-1	SW8260B	11/20/2020	N	INITIAL	SW5035A	280-142782-1	1	95-47-6	o-Xylene	< 0.97	ug/kg	N	U	U	0.32	0.97	6.1	ug/kg
KAFB-106V3	V-106V3-121120-290	11/12/2020	N	290	290	ft	SO	Vadose-Coring	280-142785-1	SW8260B	11/20/2020	N	INITIAL	SW5035A	280-142782-1	1	95-49-8	2-Chlorotoluene	< 1.9	ug/kg	N	U	U	0.62	1.9	6.1	ug/kg
KAFB-106V3	V-106V3-121120-290	11/12/2020	N	290	290	ft	SO	Vadose-Coring	280-142785-1	SW8260B	11/20/2020	N	INITIAL	SW5035A	280-142782-1	1	95-50-1	1,2-Dichlorobenzene	< 6.1	ug/kg	N	U	UM	2.3	6.1	6.1	ug/kg
KAFB-106V3	V-106V3-121120-290	11/12/2020	N	290	290	ft	SO	Vadose-Coring	280-142785-1	SW8260B	11/20/2020	N	INITIAL	SW5035A	280-142782-1	1	95-63-6	1,2,4-Trimethylbenzene	< 6.1	ug/kg	N	U	U	2.8	6.1	6.1	ug/kg
KAFB-106V3	V-106V3-121120-290	11/12/2020	N	290	290	ft	SO	Vadose-Coring	280-142785-1	SW8260B	11/20/2020	N	INITIAL	SW5035A	280-142782-1	1	96-12-8	1,2-Dibromo-3-chloropropane	< 12	ug/kg	N	U	U	4.4	12	12	ug/kg
KAFB-106V3	V-106V3-121120-290	11/12/2020	N	290	290	ft	SO	Vadose-Coring	280-142785-1	SW8260B	11/20/2020	N	INITIAL	SW5035A	280-142782-1	1	96-18-4	1,2,3-Trichloropropane	< 0.97	ug/kg	N	U	U	0.26	0.97	6.1	ug/kg
KAFB-106V3	V-106V3-121120-290	11/12/2020	N	290	290	ft	SO	Vadose-Coring	280-142785-1	SW8260B	11/20/2020	N	INITIAL	SW5035A	280-142782-1	1	98-06-6	tert-Butylbenzene	< 1.9	ug/kg	N	U	U	0.61	1.9	6.1	ug/kg
KAFB-106V3	V-106V3-121120-290	11/12/2020	N	290	290	ft	SO	Vadose-Coring	280-142785-1	SW8260B	11/20/2020	N	INITIAL	SW5035A	280-142782-1	1	98-82-8	Isopropylbenzene	< 6.1	ug/kg	N	U	U	2.9	6.1	6.1	ug/kg
KAFB-106V3	V-106V3-121120-290	11/12/2020	N	290	290	ft	SO	Vadose-Coring	280-142785-1	SW8260B	11/20/2020	N	INITIAL	SW5035A	280-142782-1	1	99-87-6	4-Isopropyltoluene	< 3.9	ug/kg	N	U	U	1.4	3.9	6.1	ug/kg
KAFB-106V3	V-106V3-121120-290	11/12/2020	N	290	290	ft	SO	Vadose-Coring	280-142785-1	SW8260B	11/25/2020	N	REANALYSIS	SW5035A	280-142782-1	1	67-64-1	Acetone	< 86	ug/kg	N	U	U	43	86	86	ug/kg
KAFB-106V3	V-106V3-121120-300	11/12/2020	N	300	300	ft	SO	Vadose-Coring	280-142785-3	SW8260B	11/20/2020	N	INITIAL	SW5035A	280-142782-1	1	100-41-4	Ethylbenzene	< 0.79	ug/kg	N	U	U	0.3	0.79	4.9	ug/kg
KAFB-106V3	V-106V3-121120-300	11/12/2020	N	300	300	ft	SO	Vadose-Coring	280-142785-3	SW8260B	11/20/2020	N	INITIAL	SW5035A	280-142782-1	1	100-42-5	Styrene	< 0.79	ug/kg	N	U	U	0.28	0.79	4.9	ug/kg
KAFB-106V3	V-106V3-121120-300	11/12/2020	N	300	300	ft	SO	Vadose-Coring	280-142785-3	SW8260B	11/20/2020	N	INITIAL	SW5035A	280-142782-1	1	10061-01-5	cis-1,3-Dichloropropene	< 0.4	ug/kg	N	U	U	0.099	0.4	4.9	ug/kg
KAFB-106V3	V-106V3-121120-300	11/12/2020	N	300	300	ft	SO	Vadose-Coring	280-142785-3	SW8260B	11/20/2020	N	INITIAL	SW5035A	280-142782-1	1	10061-02-6	trans-1,3-Dichloropropene	< 0.2	ug/kg	N	U	U	0.082	0.2	4.9	ug/kg
KAFB-106V3	V-106V3-121120-300	11/12/2020	N	300	300	ft	SO	Vadose-Coring	280-142785-3	SW8260B	11/20/2020	N	INITIAL	SW5035A	280-142782-1	1	103-65-1	n-Propylbenzene	< 1.6	ug/kg	N	U	U	0.57	1.6	4.9	ug/kg
KAFB-106V3	V-106V3-121120-300	11/12/2020	N	300	300	ft	SO	Vadose-Coring	280-142785-3	SW8260B	11/20/2020	N	INITIAL	SW5035A	280-142782-1	1	104-51-8	n-Butylbenzene	< 1.6	ug/kg	N	U	U	0.55	1.6	4.9	ug/kg
KAFB-106V3	V-106V3-121120-300	11/12/2020	N	300	300	ft	SO	Vadose-Coring	280-142785-3	SW8260B	11/20/2020	N	INITIAL	SW5035A	280-142782-1	1	106-43-4	4-Chlorotoluene	< 0.79	ug/kg	N	U	U	0.36	0.79	4.9	ug/kg
KAFB-106V3	V-106V3-121120-300	11/12/2020	N	300	300	ft	SO	Vadose-Coring	280-142785-3	SW8260B	11/20/2020	N	INITIAL	SW5035A	280-142782-1	1	106-46-7	1,4-Dichlorobenzene	< 0.79	ug/kg	N	U	U	0.24	0.79	4.9	ug/kg
KAFB-106V3	V-106V3-121120-300	11/12/2020	N	300	300	ft	SO	Vadose-Coring	280-142785-3	SW8260B	11/20/2020	N	INITIAL	SW5035A	280-142782-1	1	106-93-4	1,2-Dibromoethane	< 1.6	ug/kg	N	U	U	0.51	1.6	4.9	ug/kg
KAFB-106V3	V-106V3-121120-300	11/12/2020	N	300	300	ft	SO	Vadose-Coring	280-142785-3	SW8260B	11/20/2020	N	INITIAL	SW5035A	280-142782-1	1	107-06-2	1,2-Dichloroethane	< 1.6	ug/kg	N	U	U	0.69	1.6	4.9	ug/kg
KAFB-106V3	V-106V3-121120-300	11/12/2020	N	300	300	ft	SO	Vadose-Coring	280-142785-3	SW8260B	11/20/2020	N	INITIAL	SW5035A	280-142782-1	1	108-10-1	4-Methyl-2-pentanone	< 13	ug/kg	N	U	UM	4.3	13	20	ug/kg
KAFB-106V3	V-106V3-121120-300	11/12/2020	N	300	300	ft	SO	Vadose-Coring	280-142785-3	SW8260B	11/20/2020	N	INITIAL	SW5035A	280-142782-1	1	108-67-8	1,3,5-Trimethylbenzene	< 4.9	ug/kg	N	U	U	2.4	4.9	4.9	ug/kg
KAFB-106V3	V-106V3-121120-300	11/12/2020	N	300	300	ft	SO	Vadose-Coring	280-142785-3	SW8260B	11/20/2020	N	INITIAL	SW5035A	280-142782-1	1	108-86-1	Bromobenzene	< 1.6	ug/kg	N	U	U	0.48	1.6	4.9	ug/kg
KAFB-106V3	V-106V3-121120-300	11/12/2020	N	300	300	ft	SO	Vadose-Coring	280-142785-3	SW8260B	11/20/2020	N	INITIAL	SW5035A	280-142782-1	1	108-88-3	Toluene	1.3	ug/kg	Y	J	J	0.22	0.79	4.9	ug/kg
KAFB-106V3	V-106V3-121120-300	11/12/2020	N	300	300	ft	SO	Vadose-Coring	280-142785-3	SW8260B	11/20/2020	N	INITIAL	SW5035A	280-142782-1	1	108-90-7	Chlorobenzene	< 4.9	ug/kg	N	U	U	2	4.9	4.9	ug/kg
KAFB-106V3	V-106V3-121120-300	11/12/2020	N	300	300	ft	SO	Vadose-Coring	280-142785-3	SW8260B	11/20/2020	N	INITIAL	SW5035A	280-142782-1	1	120-82-1	1,2,4-Trichlorobenzene	< 1.6	ug/kg	N	U	U	0.72	1.6	4.9	ug/kg
KAFB-106V3	V-106V3-121120-300	11/12/2020	N	300	300	ft	SO	Vadose-Coring	280-142785-3	SW8260B	11/20/2020	N	INITIAL	SW5035A	280-142782-1	1	124-48-1	Dibromochloromethane	< 4.9	ug/kg	N	U	U	2.2	4.9	4.9	ug/kg
KAFB-106V3	V-106V3-121120-300	11/12/2020	N	300	300	ft	SO	Vadose-Coring	280-142785-3	SW8260B	11/20/2020	N	INITIAL	SW5035A	280-142782-1	1	127-18-4	Tetrachloroethene	< 4.9	ug/kg	N	U	U	1.9	4.9	4.9	ug/kg
KAFB-106V3	V-106V3-121120-300	11/12/2020	N	300	300	ft	SO	Vadose-Coring	280-142785-3	SW8260B	11/20/2020	N	INITIAL	SW5035A	280-142782-1	1	135-98-8	sec-Butylbenzene	< 1.6	ug/kg	N	U	U	0.76	1.6	4.9	ug/kg
KAFB-106V3	V-106V3-121120-300	11/12/2020	N	300	300	ft	SO	Vadose-Coring	280-142785-3	SW8260B	11/20/2020	N	INITIAL	SW5035A	280-142782-1	1	142-28-9	1,3-Dichloropropane	< 0.4	ug/kg	N	U	U	0.17	0.4	4.9	ug/kg
KAFB-106V3	V-106V3-121120-300	11/12/2020	N	300	300	ft	SO	Vadose-Coring	280-142785-3	SW8260B	11/20/2020	N	INITIAL	SW5035A	280-142782-1	1	156-59-2	cis-1,2-Dichloroethene	< 0.79	ug/kg	N	U	U	0.2	0.79	4.9	ug/kg
KAFB-106V3	V-106V3-121120-300	11/12/2020	N	300	300	ft	SO	Vadose-Coring	280-142785-3	SW8260B	11/20/2020	N	INITIAL	SW5035A	280-142782-1	1	156-60-5	trans-1,2-Dichloroethene	< 0.79	ug/kg	N	U	U	0.39	0.79	4.9	ug/kg
KAFB-106V3	V-106V3-121120-300	11/12/2020	N	300	300	ft	SO	Vadose-Coring	280-142785-3	SW8260B	11/20/2020	N	INITIAL	SW5035A	280-142782-1	1	1634-04-4	Methyl tert-butyl ether	< 6.3	ug/kg	N	U	U	2.1	6.3	20	ug/kg
KAFB-106V3	V-106V3-121120-300	11/12/2020	N	300	300	ft	SO	Vadose-Coring	280-142785-3	SW8260B	11/20/2020	N	INITIAL	SW5035A	280-142782-1	1	179601-23-1	m- & p-Xylenes	< 3.2	ug/kg	N	U	U	1	3.2	3.2	ug/kg
KAFB-106V3	V-106V3-121120-300	11/12/2020	N	300	300	ft	SO	Vadose-Coring	280-142785-3	SW8260B	11/20/2020	N	INITIAL	SW5035A	280-142782-1	1	540-59-0	1,2-Dichloroethene	< 1.6	ug/kg	N	U	U	0.39	1.6	4.9	ug/kg
KAFB-106V3	V-106V3-121120-300	11/12/2020	N	300	300	ft	SO	Vadose-Coring	280-142785-3	SW8260B	11/20/2020	N	INITIAL	SW5035A	280-142782-1	1	541-73-1	1,3-Dichlorobenzene	< 1.6	ug/kg	N	U	U	0.47	1.6	4.9	ug/kg
KAFB-106V3	V-106V3-121120-300	11/12/2020	N	300	300	ft	SO	Vadose-Coring	280-142785-3	SW8260B	11/20/2020	N	INITIAL	SW5035A	280-142782-1	1	56-23-5	Carbon tetrachloride	< 4.9	ug/kg	N	U	U	2	4.9	4.9	ug/kg
KAFB-106V3	V-106V3-121120-300	11/12/2020	N	300	300	ft	SO	Vadose-Coring	280-142785-3	SW8260B	11/20/2020	N	INITIAL	SW5035A	280-142782-1	1	563-58-6	1,1-Dichloropropene	< 0.4	ug/kg	N	U	U	0.16	0.4	4.9	ug/kg
KAFB-106V3	V-106V3-121120-300	11/12/2020	N	300	300	ft	SO	Vadose-Coring	280-142785-3	SW8260B	11/20/2020	N	INITIAL	SW5035A	280-142782-1	1	591-78-6	2-Hexanone	< 13	ug/kg	N	U	U	4.8	13	20	ug/kg
KAFB-106V3	V-106V3-121120-300	11/12/2020	N	300	300	ft	SO	Vadose-Coring	280-142785-3	SW8260B	11/20/2020	N	INITIAL	SW5035A	280-142782-1	1	594-20-7	2,2-Dichloropropane	< 1.6	ug/kg	N	U	U	0.44	1.6	4.9	ug/kg
KAFB-106V3	V-106V3-121120-300	11/12/2020	N	300	300	ft	SO	Vadose-Coring	280-142785-3	SW8260B	11/20/2020	N	INITIAL	SW5035A	280-142782-1	1	630-20-6	1,1,1,2-Tetrachloroethane	< 4.9	ug/kg	N	U	U	2.2	4.9	4.9	ug/kg
KAFB-106V3	V-106V3-121120-300	11/12/2020	N	300	300	ft	SO	Vadose-Coring	280-142785-3	SW8260B	11/20/2020	N	INITIAL	SW5035A	280-142782-1	1	67-66-3	Chloroform	< 0.79	ug/kg	N	U	U	0.29	0.79	9.9	ug/kg
KAFB-106V3	V-106V3-121120-300	11/12/2020	N	300	300	ft	SO	Vadose-Coring	280-142785-3	SW8260B	11/20/2020	N	INITIAL	SW5035A	280-142782-1	1	71-43-2	Benzene	< 0.4	ug/kg	N	U	UM	0.15	0.4	4.9	ug/kg
KAFB-106V3	V-106V3-121120-300	11/12/2020	N	300	300	ft	SO	Vadose-Coring	280-142785-3	SW8260B	11/20/2020	N	INITIAL	SW5035A	280-142782-1	1	71-55-6	1,1,1-Trichloroethane	< 4.9	ug/kg	N	U	U	2	4.9	4.9	ug/kg
KAFB-106V3	V-106V3-121120-300	11/12/2020	N	300	300	ft	SO	Vadose-Coring	280-142785-3	SW8260B	11/20/2020	N	INITIAL	SW5035A	280-142782-1	1	74-83-9	Bromomethane	< 3.2	ug/kg	N	U	U	1.3	3.2	9.9	ug/kg
KAFB-106V3	V-106V3-121120-300	11/12/2020	N	300	300	ft	SO	Vadose-Coring	280-142785-3	SW8260B	11/20/2020	N	INITIAL	SW5035A	280-142782-1	1	74-87-3	Chloromethane	< 1.6	ug/kg	N	U	U	0.76	1.6	9.9	ug/kg
KAFB-106V3	V-106V3-121120-300	11/12/2020	N	300	300	ft	SO	Vadose-Coring	280-142785-3	SW8260B	11/20/2020	N	INITIAL	SW5035A	280-142782-1	1	74-95-3	Dibromomethane	< 0.79	ug/kg	N	U	U	0.31	0.79	4.9	ug/kg
KAFB-106V3	V-106V3-121120-300	11/12/2020	N	300	300	ft	SO	Vadose-Coring	280-142785-3	SW8260B	11/20/2020	N	INITIAL	SW5035A	280-142782-1	1	74-97-5	Bromochloromethane	< 4.9	ug/kg	N	U	U	2.4	4.9	4.9	ug/kg
KAFB-106V3	V-106V3-121120-300	11/12/2020	N	300	300	ft	SO	Vadose-Coring	280-142785-3	SW8260B	11/20/2020	N	INITIAL	SW5035A	280-142782-1	1	75-00-3	Chloroethane	< 6.3	ug/kg	N	U	U	2	6.3	9.9	ug/kg
KAFB-106V3	V-106V3-121120-300	11/12/2020	N	300	300	ft	SO	Vadose-Coring	280-142785-3	SW8260B	11/20/2020	N	INITIAL	SW5035A	280-142782-1	1	75-01-4	Vinyl chloride	< 3.2	ug/kg	N	U	UM	1.3	3.2	4.9	ug/kg
KAFB-106V3	V-106V3-121120-300	11/12/2020	N	300	300	ft	SO	Vadose-Coring	280-142785-3	SW8260B	11/20/2020	N	INITIAL	SW5035A	280-142782-1	1	75-09-2	Methylene chloride	< 3.2	ug/kg	N	U	U	1.6	3.2	4.9	ug/kg
KAFB-106V3	V-106V3-121120-300	11/12/2020	N	300	300	ft	SO	Vadose-Coring	280-142785-3	SW8260B	11/20/2020	N	INITIAL	SW5035A	280-142782-1	1	75-15-0	Carbon disulfide	< 4.9	ug/kg	N	U	U	1.6	4.9	4.9	ug/kg
KAFB-106V3	V-106V3-121120-300	11/12/2020	N	300	300	ft	SO	Vadose-Coring	280-142785-3	SW8260B	11/20/2020	N	INITIAL	SW5035A	280-142782-1	1	75-25-2	Bromoform	< 5	ug/kg	N	U	U	2.5	5	5	ug/kg
KAFB-106V3	V-106V3-121120-300	11/12/2020	N	300	300	ft	SO	Vadose-Coring	280-142785-3	SW8260B	11/20/2020	N	INITIAL	SW5035A	280-142782-1	1	75-27-4	Bromodichloromethane	< 4.9	ug/kg	N	U	U	2.1	4.9	4.9	ug/kg
KAFB-106V3	V-106V3-121120-300	11/12/2020	N	300	300	ft	SO	Vadose-Coring	280-142785-3	SW8260B	11/20/2020	N	INITIAL	SW5035A	280-142782-1	1	75-34-3	1,1-Dichloroethane	< 0.79	ug/kg	N	U	U	0.21	0.79	4.9	ug/kg
KAFB-106V3	V-106V3-121120-300	11/12/2020	N	300	300	ft	SO	Vadose-Coring	280-142785-3	SW8260B	11/20/2020	N	INITIAL	SW5035A	280-142782-1	1	75-35-4	1,1-Dichloroethene	< 1.6	ug/kg	N	U	U	0.58	1.6	4.9	ug/kg
KAFB-106V3	V-106V3-121120-300	11/12/2020	N	300	300	ft	SO	Vadose-Coring	280-142785-3	SW8260B	11/20/2020	N	INITIAL	SW5035A	280-142782-1	1	75-69-4	Trichlorofluoromethane	< 9.9	ug/kg	N	U	UQ	3.2	9.9	9.9	ug/kg
KAFB-106V3	V-106V3-121120-300	11/12/2020	N	300	300	ft	SO	Vadose-Coring	280-142785-3	SW8260B	11/20/2020	N	INITIAL	SW5035A	280-142782-1	1	75-71-8	Dichlorodifluoromethane	< 6.3	ug/kg	N	U	U	2.7	6.3	9.9	ug/kg
KAFB-106V3	V-106V3-121120-300	11/12/2020	N	300	300	ft	SO	Vadose-Coring	280-142785-3	SW8260B	11/20/2020	N	INITIAL	SW5035A	280-142782-1	1	78-87-5	1,2-Dichloropropane	< 1.6	ug/kg	N	U	UM	0.54	1.6	4.9	ug/kg
KAFB-106V3	V-106V3-121120-300	11/12/2020	N	300	300	ft	SO	Vadose-Coring	280-142785-3	SW8260B	11/20/2020	N	INITIAL	SW5035A	280-142782-1	1	78-93-3	2-Butanone	4.6	ug/kg	Y	J	J	3.8	13	20	ug/kg
KAFB-106V3	V-106V3-121120-300	11/12/2020	N	300	300	ft	SO	Vadose-Coring	280-142785-3	SW8260B	11/20/2020	N	INITIAL	SW5035A	280-142782-1	1	79-00-5	1,1,2-Trichloroethane	< 3.2	ug/kg	N	U	U	0.87	3.2	4.9	ug/kg
KAFB-106V3	V-106V3-121120-300	11/12/2020	N	300	300	ft	SO	Vadose-Coring	280-142785-3	SW8260B	11/20/2020	N	INITIAL	SW5035A	280-142782-1	1	79-01-6	Trichloroethene	< 4.9	ug/kg	N	U	U	1.9	4.9	4.9	ug/kg
KAFB-106V3	V-106V3-121120-300	11/12/2020	N	300	300	ft	SO	Vadose-Coring	280-142785-3	SW8260B	11/20/2020	N	INITIAL	SW5035A	280-142782-1	1	79-34-5	1,1,2,2-Tetrachloroethane	< 0.79	ug/kg	N	U	U	0.28	0.79	4.9	ug/kg
KAFB-106V3	V-106V3-121120-300	11/12/2020	N	300	300	ft	SO	Vadose-Coring	280-142785-3	SW8260B	11/20/2020	N	INITIAL	SW5035A	280-142782-1	1	87-61-6	1,2,3-Trichlorobenzene	< 3.2	ug/kg	N	U	U	0.8	3.2	4.9	ug/kg
KAFB-106V3	V-106V3-121120-300	11/12/2020	N	300	300	ft	SO	Vadose-Coring	280-142785-3	SW8260B	11/20/2020	N	INITIAL	SW5035A	280-142782-1	1	87-68-3	Hexachloro-1,3-butadiene	< 4.9	ug/kg	N	U	U	2.1	4.9	4.9	ug/kg
KAFB-106V3	V-106V3-121120-300	11/12/2020	N	300	300	ft	SO	Vadose-Coring	280-142785-3	SW8260B	11/20/2020	N	INITIAL	SW5035A	280-142782-1	1	91-20-3	Naphthalene	< 6.6	ug/kg	N	U	U	3.3	6.6	6.6	ug/kg
KAFB-106V3	V-106V3-121120-300	11/12/2020	N	300	300	ft	SO	Vadose-Coring	280-142785-3	SW8260B	11/20/2020	N	INITIAL	SW5035A	280-142782-1	1	95-47-6	o-Xylene	< 0.79	ug/kg	N	U	U	0.26	0.79	4.9	ug/kg
KAFB-106V3	V-106V3-121120-300	11/12/2020	N	300	300	ft	SO	Vadose-Coring	280-142785-3	SW8260B	11/20/2020	N	INITIAL	SW5035A	280-142782-1	1	95-49-8	2-Chlorotoluene	< 1.6	ug/kg	N	U	U	0.5	1.6	4.9	ug/kg
KAFB-106V3	V-106V3-121120-300	11/12/2020	N	300	300	ft	SO	Vadose-Coring	280-142785-3	SW8260B	11/20/2020	N	INITIAL	SW5035A	280-142782-1	1	95-50-1	1,2-Dichlorobenzene	< 4.9	ug/kg	N	U	U	1.8	4.9	4.9	ug/kg
KAFB-106V3	V-106V3-121120-300	11/12/2020	N	300	300	ft	SO	Vadose-Coring	280-142785-3	SW8260B	11/20/2020	N	INITIAL	SW5035A	280-142782-1	1	95-63-6	1,2,4-Trimethylbenzene	< 4.9	ug/kg	N	U	U	2.3	4.9	4.9	ug/kg
KAFB-106V3	V-106V3-121120-300	11/12/2020	N	300	300	ft	SO	Vadose-Coring	280-142785-3	SW8260B	11/20/2020	N	INITIAL	SW5035A	280-142782-1	1	96-12-8	1,2-Dibromo-3-chloropropane	< 9.9	ug/kg	N	U	U	3.6	9.9	9.9	ug/kg
KAFB-106V3	V-106V3-121120-300	11/12/2020	N	300	300	ft	SO	Vadose-Coring	280-142785-3	SW8260B	11/20/2020	N	INITIAL	SW5035A	280-142782-1	1	96-18-4	1,2,3-Trichloropropane	< 0.79	ug/kg	N	U	U	0.22	0.79	4.9	ug/kg
KAFB-106V3	V-106V3-121120-300	11/12/2020	N	300	300	ft	SO	Vadose-Coring	280-142785-3	SW8260B	11/20/2020	N	INITIAL	SW5035A	280-142782-1	1	98-06-6	tert-Butylbenzene	< 1.6	ug/kg	N	U	U	0.49	1.6	4.9	ug/kg
KAFB-106V3	V-106V3-121120-300	11/12/2020	N	300	300	ft	SO	Vadose-Coring	280-142785-3	SW8260B	11/20/2020	N	INITIAL	SW5035A	280-142782-1	1	98-82-8	Isopropylbenzene	< 4.9	ug/kg	N	U	U	2.4	4.9	4.9	ug/kg
KAFB-106V3	V-106V3-121120-300	11/12/2020	N	300	300	ft	SO	Vadose-Coring	280-142785-3	SW8260B	11/20/2020	N	INITIAL	SW5035A	280-142782-1	1	99-87-6	4-Isopropyltoluene	< 3.2	ug/kg	N	U	U	1.1	3.2	4.9	ug/kg
KAFB-106V3	V-106V3-121120-300	11/12/2020	N	300	300	ft	SO	Vadose-Coring	280-142785-3	SW8260B	11/25/2020	N	REANALYSIS	SW5035A	280-142782-1	1	67-64-1	Acetone	< 72	ug/kg	N	U	U	35	72	72	ug/kg
KAFB-106V3	V-106V3-121125-300	11/12/2020	FD	300	300	ft	SO	Vadose-Coring	280-142785-5	SW8260B	11/20/2020	N	INITIAL	SW5035A	280-142782-1	1	100-41-4	Ethylbenzene	< 0.82	ug/kg	N	U	U	0.31	0.82	5.1	ug/kg
KAFB-106V3	V-106V3-121125-300	11/12/2020	FD	300	300	ft	SO	Vadose-Coring	280-142785-5	SW8260B	11/20/2020	N	INITIAL	SW5035A	280-142782-1	1	100-42-5	Styrene	< 0.82	ug/kg	N	U	U	0.29	0.82	5.1	ug/kg
KAFB-106V3	V-106V3-121125-300	11/12/2020	FD	300	300	ft	SO	Vadose-Coring	280-142785-5	SW8260B	11/20/2020	N	INITIAL	SW5035A	280-142782-1	1	10061-01-5	cis-1,3-Dichloropropene	< 0.41	ug/kg	N	U	U	0.1	0.41	5.1	ug/kg
KAFB-106V3	V-106V3-121125-300	11/12/2020	FD	300	300	ft	SO	Vadose-Coring	280-142785-5	SW8260B	11/20/2020	N	INITIAL	SW5035A	280-142782-1	1	10061-02-6	trans-1,3-Dichloropropene	< 0.2	ug/kg	N	U	U	0.085	0.2	5.1	ug/kg
KAFB-106V3	V-106V3-121125-300	11/12/2020	FD	300	300	ft	SO	Vadose-Coring	280-142785-5	SW8260B	11/20/2020	N	INITIAL	SW5035A	280-142782-1	1	103-65-1	n-Propylbenzene	< 1.6	ug/kg	N	U	U	0.59	1.6	5.1	ug/kg
KAFB-106V3	V-106V3-121125-300	11/12/2020	FD	300	300	ft	SO	Vadose-Coring	280-142785-5	SW8260B	11/20/2020	N	INITIAL	SW5035A	280-142782-1	1	104-51-8	n-Butylbenzene	< 1.6	ug/kg	N	U	U	0.57	1.6	5.1	ug/kg
KAFB-106V3	V-106V3-121125-300	11/12/2020	FD	300	300	ft	SO	Vadose-Coring	280-142785-5	SW8260B	11/20/2020	N	INITIAL	SW5035A	280-142782-1	1	106-43-4	4-Chlorotoluene	< 0.82	ug/kg	N	U	U	0.37	0.82	5.1	ug/kg
KAFB-106V3	V-106V3-121125-300	11/12/2020	FD	300	300	ft	SO	Vadose-Coring	280-142785-5	SW8260B	11/20/2020	N	INITIAL	SW5035A	280-142782-1	1	106-46-7	1,4-Dichlorobenzene	< 0.82	ug/kg	N	U	UM	0.25	0.82	5.1	ug/kg
KAFB-106V3	V-106V3-121125-300	11/12/2020	FD	300	300	ft	SO	Vadose-Coring	280-142785-5	SW8260B	11/20/2020	N	INITIAL	SW5035A	280-142782-1	1	106-93-4	1,2-Dibromoethane	< 1.6	ug/kg	N	U	U	0.53	1.6	5.1	ug/kg
KAFB-106V3	V-106V3-121125-300	11/12/2020	FD	300	300	ft	SO	Vadose-Coring	280-142785-5	SW8260B	11/20/2020	N	INITIAL	SW5035A	280-142782-1	1	107-06-2	1,2-Dichloroethane	< 1.6	ug/kg	N	U	U	0.72	1.6	5.1	ug/kg
KAFB-106V3	V-106V3-121125-300	11/12/2020	FD	300	300	ft	SO	Vadose-Coring	280-142785-5	SW8260B	11/20/2020	N	INITIAL	SW5035A	280-142782-1	1	108-10-1	4-Methyl-2-pentanone	< 13	ug/kg	N	U	UM	4.5	13	20	ug/kg
KAFB-106V3	V-106V3-121125-300	11/12/2020	FD	300	300	ft	SO	Vadose-Coring	280-142785-5	SW8260B	11/20/2020	N	INITIAL	SW5035A	280-142782-1	1	108-67-8	1,3,5-Trimethylbenzene	< 5.1	ug/kg	N	U	U	2.5	5.1	5.1	ug/kg
KAFB-106V3	V-106V3-121125-300	11/12/2020	FD	300	300	ft	SO	Vadose-Coring	280-142785-5	SW8260B	11/20/2020	N	INITIAL	SW5035A	280-142782-1	1	108-86-1	Bromobenzene	< 1.6	ug/kg	N	U	U	0.5	1.6	5.1	ug/kg
KAFB-106V3	V-106V3-121125-300	11/12/2020	FD	300	300	ft	SO	Vadose-Coring	280-142785-5	SW8260B	11/20/2020	N	INITIAL	SW5035A	280-142782-1	1	108-88-3	Toluene	2	ug/kg	Y	J	J	0.23	0.82	5.1	ug/kg
KAFB-106V3	V-106V3-121125-300	11/12/2020	FD	300	300	ft	SO	Vadose-Coring	280-142785-5	SW8260B	11/20/2020	N	INITIAL	SW5035A	280-142782-1	1	108-90-7	Chlorobenzene	< 5.1	ug/kg	N	U	U	2.1	5.1	5.1	ug/kg
KAFB-106V3	V-106V3-121125-300	11/12/2020	FD	300	300	ft	SO	Vadose-Coring	280-142785-5	SW8260B	11/20/2020	N	INITIAL	SW5035A	280-142782-1	1	120-82-1	1,2,4-Trichlorobenzene	< 1.6	ug/kg	N	U	U	0.75	1.6	5.1	ug/kg
KAFB-106V3	V-106V3-121125-300	11/12/2020	FD	300	300	ft	SO	Vadose-Coring	280-142785-5	SW8260B	11/20/2020	N	INITIAL	SW5035A	280-142782-1	1	124-48-1	Dibromochloromethane	< 5.1	ug/kg	N	U	U	2.3	5.1	5.1	ug/kg
KAFB-106V3	V-106V3-121125-300	11/12/2020	FD	300	300	ft	SO	Vadose-Coring	280-142785-5	SW8260B	11/20/2020	N	INITIAL	SW5035A	280-142782-1	1	127-18-4	Tetrachloroethene	< 5.1	ug/kg	N	U	U	2	5.1	5.1	ug/kg
KAFB-106V3	V-106V3-121125-300	11/12/2020	FD	300	300	ft	SO	Vadose-Coring	280-142785-5	SW8260B	11/20/2020	N	INITIAL	SW5035A	280-142782-1	1	135-98-8	sec-Butylbenzene	< 1.6	ug/kg	N	U	U	0.79	1.6	5.1	ug/kg
KAFB-106V3	V-106V3-121125-300	11/12/2020	FD	300	300	ft	SO	Vadose-Coring	280-142785-5	SW8260B	11/20/2020	N	INITIAL	SW5035A	280-142782-1	1	142-28-9	1,3-Dichloropropane	< 0.41	ug/kg	N	U	U	0.18	0.41	5.1	ug/kg
KAFB-106V3	V-106V3-121125-300	11/12/2020	FD	300	300	ft	SO	Vadose-Coring	280-142785-5	SW8260B	11/20/2020	N	INITIAL	SW5035A	280-142782-1	1	156-59-2	cis-1,2-Dichloroethene	< 0.82	ug/kg	N	U	U	0.21	0.82	5.1	ug/kg
KAFB-106V3	V-106V3-121125-300	11/12/2020	FD	300	300	ft	SO	Vadose-Coring	280-142785-5	SW8260B	11/20/2020	N	INITIAL	SW5035A	280-142782-1	1	156-60-5	trans-1,2-Dichloroethene	< 0.82	ug/kg	N	U	U	0.4	0.82	5.1	ug/kg
KAFB-106V3	V-106V3-121125-300	11/12/2020	FD	300	300	ft	SO	Vadose-Coring	280-142785-5	SW8260B	11/20/2020	N	INITIAL	SW5035A	280-142782-1	1	1634-04-4	Methyl tert-butyl ether	< 6.6	ug/kg	N	U	U	2.2	6.6	20	ug/kg
KAFB-106V3	V-106V3-121125-300	11/12/2020	FD	300	300	ft	SO	Vadose-Coring	280-142785-5	SW8260B	11/20/2020	N	INITIAL	SW5035A	280-142782-1	1	179601-23-1	m- & p-Xylenes	< 3.3	ug/kg	N	U	U	1.1	3.3	3.3	ug/kg
KAFB-106V3	V-106V3-121125-300	11/12/2020	FD	300	300	ft	SO	Vadose-Coring	280-142785-5	SW8260B	11/20/2020	N	INITIAL	SW5035A	280-142782-1	1	540-59-0	1,2-Dichloroethene	< 1.6	ug/kg	N	U	U	0.4	1.6	5.1	ug/kg

KAFB-106V3	V-106V3-121125-300	11/12/2020	FD	300	300 ft	SO	Vadose-Coring	280-142785-5	SW8260B	11/20/2020	N	INITIAL	SW5035A	280-142782-1	1	541-73-1	1,3-Dichlorobenzene	< 1.6	ug/kg	N	U	U	0.49	1.6	5.1	ug/kg
KAFB-106V3	V-106V3-121125-300	11/12/2020	FD	300	300 ft	SO	Vadose-Coring	280-142785-5	SW8260B	11/20/2020	N	INITIAL	SW5035A	280-142782-1	1	56-23-5	Carbon tetrachloride	< 5.1	ug/kg	N	U	U	2.1	5.1	5.1	ug/kg
KAFB-106V3	V-106V3-121125-300	11/12/2020	FD	300	300 ft	SO	Vadose-Coring	280-142785-5	SW8260B	11/20/2020	N	INITIAL	SW5035A	280-142782-1	1	563-58-6	1,1-Dichloropropene	< 0.41	ug/kg	N	U	U	0.17	0.41	5.1	ug/kg
KAFB-106V3	V-106V3-121125-300	11/12/2020	FD	300	300 ft	SO	Vadose-Coring	280-142785-5	SW8260B	11/20/2020	N	INITIAL	SW5035A	280-142782-1	1	591-78-6	2-Hexanone	< 13	ug/kg	N	U	U	5	13	20	ug/kg
KAFB-106V3	V-106V3-121125-300	11/12/2020	FD	300	300 ft	SO	Vadose-Coring	280-142785-5	SW8260B	11/20/2020	N	INITIAL	SW5035A	280-142782-1	1	594-20-7	2,2-Dichloropropane	< 1.6	ug/kg	N	U	U	0.45	1.6	5.1	ug/kg
KAFB-106V3	V-106V3-121125-300	11/12/2020	FD	300	300 ft	SO	Vadose-Coring	280-142785-5	SW8260B	11/20/2020	N	INITIAL	SW5035A	280-142782-1	1	630-20-6	1,1,1,2-Tetrachloroethane	< 5.1	ug/kg	N	U	U	2.3	5.1	5.1	ug/kg
KAFB-106V3	V-106V3-121125-300	11/12/2020	FD	300	300 ft	SO	Vadose-Coring	280-142785-5	SW8260B	11/20/2020	N	INITIAL	SW5035A	280-142782-1	1	67-66-3	Chloroform	< 0.82	ug/kg	N	U	U	0.3	0.82	10	ug/kg
KAFB-106V3	V-106V3-121125-300	11/12/2020	FD	300	300 ft	SO	Vadose-Coring	280-142785-5	SW8260B	11/20/2020	N	INITIAL	SW5035A	280-142782-1	1	71-43-2	Benzene	0.42	ug/kg	Y	J	J	0.15	0.41	5.1	ug/kg
KAFB-106V3	V-106V3-121125-300	11/12/2020	FD	300	300 ft	SO	Vadose-Coring	280-142785-5	SW8260B	11/20/2020	N	INITIAL	SW5035A	280-142782-1	1	71-55-6	1,1,1-Trichloroethane	< 5.1	ug/kg	N	U	U	2	5.1	5.1	ug/kg
KAFB-106V3	V-106V3-121125-300	11/12/2020	FD	300	300 ft	SO	Vadose-Coring	280-142785-5	SW8260B	11/20/2020	N	INITIAL	SW5035A	280-142782-1	1	74-83-9	Bromomethane	< 3.3	ug/kg	N	U	U	1.4	3.3	10	ug/kg
KAFB-106V3	V-106V3-121125-300	11/12/2020	FD	300	300 ft	SO	Vadose-Coring	280-142785-5	SW8260B	11/20/2020	N	INITIAL	SW5035A	280-142782-1	1	74-87-3	Chloromethane	< 1.6	ug/kg	N	U	U	0.79	1.6	10	ug/kg
KAFB-106V3	V-106V3-121125-300	11/12/2020	FD	300	300 ft	SO	Vadose-Coring	280-142785-5	SW8260B	11/20/2020	N	INITIAL	SW5035A	280-142782-1	1	74-95-3	Dibromomethane	< 0.82	ug/kg	N	U	U	0.32	0.82	5.1	ug/kg
KAFB-106V3	V-106V3-121125-300	11/12/2020	FD	300	300 ft	SO	Vadose-Coring	280-142785-5	SW8260B	11/20/2020	N	INITIAL	SW5035A	280-142782-1	1	74-97-5	Bromochloromethane	< 5.1	ug/kg	N	U	U	2.5	5.1	5.1	ug/kg
KAFB-106V3	V-106V3-121125-300	11/12/2020	FD	300	300 ft	SO	Vadose-Coring	280-142785-5	SW8260B	11/20/2020	N	INITIAL	SW5035A	280-142782-1	1	75-00-3	Chloroethane	< 6.6	ug/kg	N	U	U	2	6.6	10	ug/kg
KAFB-106V3	V-106V3-121125-300	11/12/2020	FD	300	300 ft	SO	Vadose-Coring	280-142785-5	SW8260B	11/20/2020	N	INITIAL	SW5035A	280-142782-1	1	75-01-4	Vinyl chloride	< 3.3	ug/kg	N	U	UM	1.4	3.3	5.1	ug/kg
KAFB-106V3	V-106V3-121125-300	11/12/2020	FD	300	300 ft	SO	Vadose-Coring	280-142785-5	SW8260B	11/20/2020	N	INITIAL	SW5035A	280-142782-1	1	75-09-2	Methylene chloride	< 3.3	ug/kg	N	U	U	1.6	3.3	5.1	ug/kg
KAFB-106V3	V-106V3-121125-300	11/12/2020	FD	300	300 ft	SO	Vadose-Coring	280-142785-5	SW8260B	11/20/2020	N	INITIAL	SW5035A	280-142782-1	1	75-15-0	Carbon disulfide	< 5.1	ug/kg	N	U	U	1.7	5.1	5.1	ug/kg
KAFB-106V3	V-106V3-121125-300	11/12/2020	FD	300	300 ft	SO	Vadose-Coring	280-142785-5	SW8260B	11/20/2020	N	INITIAL	SW5035A	280-142782-1	1	75-25-2	Bromoform	< 5.2	ug/kg	N	U	U	2.6	5.2	5.2	ug/kg
KAFB-106V3	V-106V3-121125-300	11/12/2020	FD	300	300 ft	SO	Vadose-Coring	280-142785-5	SW8260B	11/20/2020	N	INITIAL	SW5035A	280-142782-1	1	75-27-4	Bromodichloromethane	< 5.1	ug/kg	N	U	U	2.2	5.1	5.1	ug/kg
KAFB-106V3	V-106V3-121125-300	11/12/2020	FD	300	300 ft	SO	Vadose-Coring	280-142785-5	SW8260B	11/20/2020	N	INITIAL	SW5035A	280-142782-1	1	75-34-3	1,1-Dichloroethane	< 0.82	ug/kg	N	U	U	0.22	0.82	5.1	ug/kg
KAFB-106V3	V-106V3-121125-300	11/12/2020	FD	300	300 ft	SO	Vadose-Coring	280-142785-5	SW8260B	11/20/2020	N	INITIAL	SW5035A	280-142782-1	1	75-35-4	1,1-Dichloroethene	< 1.6	ug/kg	N	U	U	0.6	1.6	5.1	ug/kg
KAFB-106V3	V-106V3-121125-300	11/12/2020	FD	300	300 ft	SO	Vadose-Coring	280-142785-5	SW8260B	11/20/2020	N	INITIAL	SW5035A	280-142782-1	1	75-69-4	Trichlorofluoromethane	< 10	ug/kg	N	U	UQ	3.3	10	10	ug/kg
KAFB-106V3	V-106V3-121125-300	11/12/2020	FD	300	300 ft	SO	Vadose-Coring	280-142785-5	SW8260B	11/20/2020	N	INITIAL	SW5035A	280-142782-1	1	75-71-8	Dichlorodifluoromethane	< 6.6	ug/kg	N	U	U	2.8	6.6	10	ug/kg
KAFB-106V3	V-106V3-121125-300	11/12/2020	FD	300	300 ft	SO	Vadose-Coring	280-142785-5	SW8260B	11/20/2020	N	INITIAL	SW5035A	280-142782-1	1	78-87-5	1,2-Dichloropropane	< 1.6	ug/kg	N	U	U	0.56	1.6	5.1	ug/kg
KAFB-106V3	V-106V3-121125-300	11/12/2020	FD	300	300 ft	SO	Vadose-Coring	280-142785-5	SW8260B	11/20/2020	N	INITIAL	SW5035A	280-142782-1	1	78-93-3	2-Butanone	< 13	ug/kg	N	U	U	4	13	20	ug/kg
KAFB-106V3	V-106V3-121125-300	11/12/2020	FD	300	300 ft	SO	Vadose-Coring	280-142785-5	SW8260B	11/20/2020	N	INITIAL	SW5035A	280-142782-1	1	79-00-5	1,1,2-Trichloroethane	< 3.3	ug/kg	N	U	U	0.9	3.3	5.1	ug/kg
KAFB-106V3	V-106V3-121125-300	11/12/2020	FD	300	300 ft	SO	Vadose-Coring	280-142785-5	SW8260B	11/20/2020	N	INITIAL	SW5035A	280-142782-1	1	79-01-6	Trichloroethene	< 5.1	ug/kg	N	U	U	2	5.1	5.1	ug/kg
KAFB-106V3	V-106V3-121125-300	11/12/2020	FD	300	300 ft	SO	Vadose-Coring	280-142785-5	SW8260B	11/20/2020	N	INITIAL	SW5035A	280-142782-1	1	79-34-5	1,1,2,2-Tetrachloroethane	< 0.82	ug/kg	N	U	U	0.29	0.82	5.1	ug/kg
KAFB-106V3	V-106V3-121125-300	11/12/2020	FD	300	300 ft	SO	Vadose-Coring	280-142785-5	SW8260B	11/20/2020	N	INITIAL	SW5035A	280-142782-1	1	87-61-6	1,2,3-Trichlorobenzene	< 3.3	ug/kg	N	U	U	0.83	3.3	5.1	ug/kg
KAFB-106V3	V-106V3-121125-300	11/12/2020	FD	300	300 ft	SO	Vadose-Coring	280-142785-5	SW8260B	11/20/2020	N	INITIAL	SW5035A	280-142782-1	1	87-68-3	Hexachloro-1,3-butadiene	< 5.1	ug/kg	N	U	U	2.2	5.1	5.1	ug/kg
KAFB-106V3	V-106V3-121125-300	11/12/2020	FD	300	300 ft	SO	Vadose-Coring	280-142785-5	SW8260B	11/20/2020	N	INITIAL	SW5035A	280-142782-1	1	91-20-3	Naphthalene	< 6.9	ug/kg	N	U	U	3.4	6.9	6.9	ug/kg
KAFB-106V3	V-106V3-121125-300	11/12/2020	FD	300	300 ft	SO	Vadose-Coring	280-142785-5	SW8260B	11/20/2020	N	INITIAL	SW5035A	280-142782-1	1	95-47-6	o-Xylene	< 0.82	ug/kg	N	U	U	0.27	0.82	5.1	ug/kg
KAFB-106V3	V-106V3-121125-300	11/12/2020	FD	300	300 ft	SO	Vadose-Coring	280-142785-5	SW8260B	11/20/2020	N	INITIAL	SW5035A	280-142782-1	1	95-49-8	2-Chlorotoluene	< 1.6	ug/kg	N	U	U	0.52	1.6	5.1	ug/kg
KAFB-106V3	V-106V3-121125-300	11/12/2020	FD	300	300 ft	SO	Vadose-Coring	280-142785-5	SW8260B	11/20/2020	N	INITIAL	SW5035A	280-142782-1	1	95-50-1	1,2-Dichlorobenzene	< 5.1	ug/kg	N	U	U	1.9	5.1	5.1	ug/kg
KAFB-106V3	V-106V3-121125-300	11/12/2020	FD	300	300 ft	SO	Vadose-Coring	280-142785-5	SW8260B	11/20/2020	N	INITIAL	SW5035A	280-142782-1	1	95-63-6	1,2,4-Trimethylbenzene	< 5.1	ug/kg	N	U	U	2.4	5.1	5.1	ug/kg
KAFB-106V3	V-106V3-121125-300	11/12/2020	FD	300	300 ft	SO	Vadose-Coring	280-142785-5	SW8260B	11/20/2020	N	INITIAL	SW5035A	280-142782-1	1	96-12-8	1,2-Dibromo-3-chloropropane	< 10	ug/kg	N	U	U	3.7	10	10	ug/kg
KAFB-106V3	V-106V3-121125-300	11/12/2020	FD	300	300 ft	SO	Vadose-Coring	280-142785-5	SW8260B	11/20/2020	N	INITIAL	SW5035A	280-142782-1	1	96-18-4	1,2,3-Trichloropropane	< 0.82	ug/kg	N	U	U	0.22	0.82	5.1	ug/kg
KAFB-106V3	V-106V3-121125-300	11/12/2020	FD	300	300 ft	SO	Vadose-Coring	280-142785-5	SW8260B	11/20/2020	N	INITIAL	SW5035A	280-142782-1	1	98-06-6	tert-Butylbenzene	< 1.6	ug/kg	N	U	U	0.51	1.6	5.1	ug/kg
KAFB-106V3	V-106V3-121125-300	11/12/2020	FD	300	300 ft	SO	Vadose-Coring	280-142785-5	SW8260B	11/20/2020	N	INITIAL	SW5035A	280-142782-1	1	98-82-8	Isopropylbenzene	< 5.1	ug/kg	N	U	U	2.5	5.1	5.1	ug/kg
KAFB-106V3	V-106V3-121125-300	11/12/2020	FD	300	300 ft	SO	Vadose-Coring	280-142785-5	SW8260B	11/20/2020	N	INITIAL	SW5035A	280-142782-1	1	99-87-6	4-Isopropyltoluene	< 3.3	ug/kg	N	U	U	1.2	3.3	5.1	ug/kg
KAFB-106V3	V-106V3-121125-300	11/12/2020	FD	300	300 ft	SO	Vadose-Coring	280-142785-5	SW8260B	11/25/2020	N	REANALYSIS	SW5035A	280-142782-1	1	67-64-1	Acetone	< 69	ug/kg	N	U	U	34	69	69	ug/kg

[a]New Mexico Environment Department (NMED) Risk Assessment Guidance for Site Investigations and Remediation, Volume I Soil Screening Guidance for Human Health Risk Assessments, Revision 1, 3/7/19. Table 6-2
TPH Soil Screening Levels and Table A-1 NMED Soil Screening Levels. Only contaminants of potential concern are shown.
[b]The screening level for xylenes includes m-,p-, and-x xylenes.

Table N-2

[a] Lab reports for Q3 2020 data are porvided in Appendix D-2. Each report is bookmarked in the PDF using the lab report title referred to in this column.
[b] See individual lab reports for a description of lab qualifiers.
[c] The EPA MDL is equivalent to the DoD DL.
[d] The EPA RDL is equivalent to the DoD LOD.
[e] The EPA PQL is equivalent to the DoD LOQ.
[f] NMWQCC numeric standards per the NMAC Title 20.6.2.3101A, Standards for Ground Water of 10,000 mg/L Total Dissolved Solids Concentration or Less (NMAC 2018). For metals, the NMWQCC numeric standard applies to dissolved metals.
[g] EPA National Primary Drinking Water Regulations, MCLs and Secondary MCLs, Title 40CFR Part 141, 143 (May 2018).
[h] EPA Region 6 RSL for Tapwater (November 2020) for hazard index = 1.0 for noncarcinogens and a 10-5 cancer risk level for carcinogens.
[i] The project screening level was selected to satisfy the requirements of the Kirtland AFB Hazardous Waste Permit Number NM9570024423 as the lowest of (1) NMWQCC numeric standard or (2) EPA MCL. If no NMQWCC standard or MCL exists for any analyte, then the project screening level will be the EPA RSL.
[J] New Mexico Environment Department VISL Residential Soil Gas (2017).
< = less than
cas_rn = Chemical Abstract Service registry number
D = dissolved
DL = detection lmit
DoD = Department of Defense
EPA = U.S. Environmental Protection Agency
FD = field duplicate
ft = foot/feet
GS = soil gas
ID = identification
J = Qualifier denotes the analyte was positively identified, but the associated numerical value is estimated.
LOD = limit of detetion
LOQ = limit of quantitation
MCL = maximum contaminant level
MDL = method detection limit
mg/kg = milligrams per kilogram
mg/l = milligrams per liter
mgcaco3/l = milligrams of calcium carbonate per liter
N (in "detect_flag" column) = no
N (in "fraction" column) = not applicable
N (in "sample_type_code" column)= normal
NMAC = New Mexico Administrative Code
NMWQCC = New Mexico Water Quality Control Commission
NS = not specificed
PQL = practical quantitation limit
PSL = project screening level
RDL = report detection limit
RSL = regional screening level
SO = soil
T = total
U = Qualifier denotes the analyte was analyzed but not detected above the detection limit. The value associated with the U-qualifier is the LOD.
ug/kg = micrograms per kilogram
ug/l = micrograms per liter
ug/m3 = micrograms per cubic meter
WG = groundwater
Y = yes

APPENDIX N-3

LEVEL 2 SOIL VAPOR ANALYTICAL REPORTS AND EXCEL DATA FILE

2655 Park Center Dr., Suite A
Simi Valley, CA 93065
T: +1 805 526 7161
www.alsglobal.com

LABORATORY REPORT

May 24, 2021

Pamela Moss
EA Engineering, Science, and Technology, Inc.
7995 E. Prentice Ave, Suite 206E
Greenwood Village, CO 80111

RE: Kirtland AFB Bulk Fuels Facility / 62735DM02

Dear Pamela:

Enclosed are the results of the samples submitted to our laboratory on April 23, 2021. For your reference, these analyses have been assigned our service request number P2102359.

All analyses were performed according to our laboratory's NELAP and DoD-ELAP-approved quality assurance program. The test results meet requirements of the current NELAP and DoD-ELAP standards, where applicable, and except as noted in the laboratory case narrative provided. For a specific list of NELAP and DoD-ELAP-accredited analytes, refer to the certifications section at www.alsglobal.com. Results are intended to be considered in their entirety and apply only to the samples analyzed and reported herein.

If you have any questions, please call me at (805) 526-7161.

Respectfully submitted,

ALS | Environmental

By Hayden Akers at 9:13 am, May 24, 2021

Hayden Akers
Project Manager

2655 Park Center Dr., Suite A
Simi Valley, CA 93065
T: +1 805 526 7161
www.alsglobal.com

Client: EA Engineering, Science, and Technology, Inc. Service Request No: P2102359
Project: Kirtland AFB Bulk Fuels Facility / 62735DM02

CASE NARRATIVE

The samples were received intact under chain of custody on April 23, 2021 and were stored in accordance with the analytical method requirements. Please refer to the sample acceptance check form for additional information. The results reported herein are applicable only to the condition of the samples at the time of sample receipt.

Volatile Organic Compound Analysis

The samples were analyzed for volatile organic compounds in accordance with EPA Method TO-15 from the Compendium of Methods for the Determination of Toxic Organic Compounds in Ambient Air, Second Edition (EPA/625/R-96/010b), January, 1999. This procedure is described in laboratory SOP VOA-TO15. The analytical system was comprised of a gas chromatograph / mass spectrometer (GC/MS) interfaced to a whole-air preconcentrator. This method is included on the laboratory's NELAP and DoD-ELAP scope of accreditation. Any analytes flagged with an X are not included on the NELAP or DoD-ELAP accreditation.

The spike recovery of ethyl acetate for Laboratory Control Sample (LCS) name was outside the Department of Defense (DoD) upper control criterion. The error associated with reduced recovery equates to a potential high bias. However, the spike recovery of the analytes in question was within laboratory control/method criteria; therefore, the data quality is not significantly affected. No further corrective action was taken.

Manual integrations were performed on the following samples and analytes. Refer to the raw data for additional information.

Sample Identifications	Analytes
P2102359-001,002,003	acetone

The containers were cleaned, prior to sampling, down to the method reporting limit (MRL) reported for this project. For projects requiring DoD QSM 5.3 compliance canisters were cleaned to <1/2 the MRL. Please note, projects which require reporting below the MRL could have results between the MRL and method detection limit (MDL) that are biased high.

The results of analyses are given in the attached laboratory report. All results are intended to be considered in their entirety, and ALS Environmental (ALS) is not responsible for utilization of less than the complete report.

Use of ALS Environmental (ALS)'s Name. Client shall not use ALS's name or trademark in any marketing or reporting materials, press releases or in any other manner ("Materials") whatsoever and shall not attribute to ALS any test result, tolerance or specification derived from ALS's data ("Attribution") without ALS's prior written consent, which may be withheld by ALS for any reason in its sole discretion. To request ALS's consent, Client shall provide copies of the proposed Materials or Attribution and describe in writing Client's proposed use of such Materials or Attribution. If ALS has not provided written approval of the Materials or Attribution within ten (10) days of receipt from Client, Client's request to use ALS's name or trademark in any Materials or Attribution shall be deemed denied. ALS may, in its discretion, reasonably charge Client for its time in reviewing Materials or Attribution requests. Client acknowledges and agrees that the unauthorized use of ALS's name or trademark may cause ALS to incur irreparable harm for which the recovery of money damages will be inadequate. Accordingly, Client acknowledges and agrees that a violation shall justify preliminary injunctive relief. For questions contact the laboratory.

2655 Park Center Dr., Suite A
Simi Valley, CA 93065
T: +1 805 526 7161
www.alsglobal.com

ALS Environmental – Simi Valley

CERTIFICATIONS, ACCREDITATIONS, AND REGISTRATIONS

Agency	Web Site	Number
Alaska DEC	http://dec.alaska.gov/eh/lab.aspx	17-019
Arizona DHS	http://www.azdhs.gov/preparedness/state-laboratory/lab-licensure-certification/index.php#laboratory-licensure-home	AZ0694
Florida DOH (NELAP)	http://www.floridahealth.gov/licensing-and-regulation/environmental-laboratories/index.html	E871020
Louisiana DEQ (NELAP)	http://www.deq.louisiana.gov/page/la-lab-accreditation	05071
Maine DHHS	http://www.maine.gov/dhhs/mecdc/environmental-health/dwp/professionals/labCert.shtml	2018027
Minnesota DOH (NELAP)	http://www.health.state.mn.us/accreditation	1776326
New Jersey DEP (NELAP)	http://www.nj.gov/dep/enforcement/oqa.html	CA009
New York DOH (NELAP)	http://www.wadsworth.org/labcert/elap/elap.html	11221
Oregon PHD (NELAP)	http://www.oregon.gov/oha/ph/LaboratoryServices/EnvironmentalLaboratoryAccreditation/Pages/index.aspx	4068-008
Pennsylvania DEP	http://www.dep.pa.gov/Business/OtherPrograms/Labs/Pages/Laboratory-Accreditation-Program.aspx	68-03307 (Registration)
PJLA (DoD ELAP)	http://www.pjlabs.com/search-accredited-labs	65818 (Testing)
Texas CEQ (NELAP)	http://www.tceq.texas.gov/agency/qa/env_lab_accreditation.html	T104704413-19-10
Utah DOH (NELAP)	http://health.utah.gov/lab/lab_cert_env	CA016272019-10
Washington DOE	http://www.ecy.wa.gov/programs/eap/labs/lab-accreditation.html	C946

Analyses were performed according to our laboratory's NELAP and DoD-ELAP approved quality assurance program. A complete listing of specific NELAP and DoD-ELAP certified analytes can be found in the certifications section at www.alsglobal.com, or at the accreditation body's website.

Each of the certifications listed above have an explicit Scope of Accreditation that applies to specific matrices/methods/analytes; therefore, please contact the laboratory for information corresponding to a particular certification.

ALS ENVIRONMENTAL

DETAIL SUMMARY REPORT

Client: EA Engineering, Science, and Technology, Inc. Service Request: P2102359

Project ID: Kirtland AFB Bulk Fuels Facility / 62735DM02

Date Received: 4/23/2021

Time Received: 09:30

Client Sample ID	Lab Code	Matrix	Date Collected	Time Collected	Container ID	Pi1 (psig)	Pf1 (psig)	TO-15 - VOC Cans
SV3-007-612	P2102359-001	Air	4/20/2021	12:47	1SS01337	-3.99	5.16	X
SV3-007-212	P2102359-002	Air	4/20/2021	12:47	1SS01299	-3.46	5.26	X
SV3-015-212	P2102359-003	Air	4/20/2021	12:52	1SS01164	-2.86	5.61	X
SV3-272-212	P2102359-004	Air	4/20/2021	13:03	1SS01202	-1.12	5.73	X

Air - Chain of Custody Record & Analytical Service Request

2655 Park Center Drive, Suite A
Simi Valley, California 93065
Phone (805) 526-7161
Fax (805) 526-7270

COC #: COC-SV212-04

Requested Turnaround Time in Business Days: 10 Day-Standard

ALS Project No. P2102359

Company Name & Address (Reporting Information): EA Engineering, Science, and Technology, Inc., PBC, 225 Schilling Circle Suite 400, Hunt Valley, MD, (410) 584-7000

Project Name: Kirtland AFB Bulk Fuels Faciltiy

Project Number: 62735DM02

ALS Contact: Hayden Akers, 1 (805) 577-2088

Project Manager / Project Chemist: Bernie Bockisch (505) 224-9018 / Pam Moss (303) 590-9143

P.O. # / Billing Information: 17682

Email Address for Result Reporting: Tara Lamond: Amanda Smith: Pam Moss:

Sampler (Print & Sign): Tyler Curley

Client Sample ID	Laboratory ID Number	Date Collected	Time Collected	Canister ID (Bar code # - AC, SC, etc.)	Flow Controller ID (Bar code # - FC #)	Canister Start Pressure "Hg	Canister End Pressure "Hg/psig	Sample Volume	Analysis Method: TO-15 Project Specific List	Comments e.g. Actual Preservative or specific instructions
SV3-007-612	1	4/20/2021	12:47	1SS01337	NA	-25.5	-4.0	1L	X	None
SV3-007-212	2	4/20/2021	12:47	1SS01299	NA	-27.0	-3.0	1L	X	None
SV3-015-212	3	4/20/2021	12:52	1SS01164	NA	-26.5	-3.0	1L	X	None
SV3-272-212	4	4/20/2021	13:03	1SS01202	NA	-25.0	-4.0	1L	X	None
								1L	X	None
								1L	X	None
								1L	X	None
								1L	X	None
								1L	X	None
								1L	X	None

FedEX Tracking Number: 9719 9645 2044

Shipping information: Box number 7 of 7

Report Tier Levels - please select

Tier I - Results (Default if not specified) ____ Tier III (Results + QC & Calibration Summaries) ____
Tier II (Results + QC Summaries) ____ Tier IV (Data Validation Package) X

EDD required: Yes
Type: ERPIMS / EQuIS

Chain of Custody Seal: (Circle) INTACT BROKEN ABSENT

Project Requirements: QAPP

Relinquished by: (Signature)	Date: 4-21-21	Time: 1130	Received by: (Signature)	Date: 4-22-21	Time: 0930
Relinquished by: (Signature)	Date:	Time:	Received by: (Signature)	Date:	Time:

Cooler / Blank Temperature NA °C

ALS Environmental
Sample Acceptance Check Form

Client: EA Engineering, Science, and Technology, Inc. Work order: P2102359

Project: Kirtland AFB Bulk Fuels Facility / 62735DM02

Sample(s) received on: 4/23/2021 Date opened: 4/23/2021 by: DENISE.POSADA

Note: This form is used for all samples received by ALS. The use of this form for custody seals is strictly meant to indicate presence/absence and not as an indication of compliance or nonconformity. Thermal preservation and pH will only be evaluated either at the request of the client and/or as required by the method/SOP.

		Yes	No	N/A
1	Were **sample containers** properly marked with client sample ID?	☒	☐	☐
2	Did **sample containers** arrive in good condition?	☒	☐	☐
3	Were **chain-of-custody** papers used and filled out?	☒	☐	☐
4	Did **sample container labels** and/or tags agree with custody papers?	☒	☐	☐
5	Was **sample volume** received adequate for analysis?	☒	☐	☐
6	Are samples within specified holding times?	☒	☐	☐
7	Was proper **temperature** (thermal preservation) of cooler at receipt adhered to?	☐	☐	☒
8	Were **custody seals** on outside of cooler/Box/Container?	☒	☐	☐
	Location of seal(s)? Box sealing. Sealing Lid?	☒	☐	☐
	Were signature and date included?	☒	☐	☐
	Were seals intact?	☒	☐	☐
9	Do containers have appropriate **preservation**, according to method/SOP or Client specified information?	☐	☐	☒
	Is there a client indication that the submitted samples are **pH** preserved?	☐	☐	☒
	Were **VOA vials** checked for presence/absence of air bubbles?	☐	☐	☒
	Does the client/method/SOP require that the analyst check the sample pH and if necessary alter it?	☐	☐	☒
10	**Tubes:** Are the tubes capped and intact?	☐	☐	☒
11	**Badges:** Are the badges properly capped and intact?	☐	☐	☒
	Are dual bed badges separated and individually capped and intact?	☐	☐	☒

Lab Sample ID	Container Description	Required pH *	Received pH	Adjusted pH	VOA Headspace (Presence/Absence)	Receipt / Preservation Comments
P2102359-001.01	1.0 L Source Silonite Canister					
P2102359-002.01	1.0 L Source Silonite Canister					
P2102359-003.01	1.0 L Source Silonite Canister					
P2102359-004.01	1.0 L Source Silonite Canister					

Explain any discrepancies: (include lab sample ID numbers):

RSK - MEEPP, HCL (pH<2); RSK - CO2, (pH 5-8); Sulfur (pH>4)

ALS ENVIRONMENTAL

RESULTS OF ANALYSIS

Client: **EA Engineering, Science, and Technology, Inc.**

Client Sample ID: **SV3-007-612** ALS Project ID: P2102359

Client Project ID: **Kirtland AFB Bulk Fuels Facility / 62735DM02** ALS Sample ID: P2102359-001

Test Code:	EPA TO-15	Date Collected:	4/20/21
Instrument ID:	Tekmar AUTOCAN/Agilent 5975Cinert/6890N/MS16	Date Received:	4/23/21
Analyst:	Lusine Hakobyan	Date Analyzed:	5/18 - 5/19/21
Sampling Media:	1.0 L Silonite Summa Canister	Volume(s) Analyzed:	0.40 Liter(s)
Test Notes:			0.040 Liter(s)
Container ID:	1SS01337		

Initial Pressure (psig): -3.99 Final Pressure (psig): 5.16

Container Dilution Factor: 1.85

CAS #	Compound	Result ppbV	LOQ ppbV	LOD ppbV	MDL ppbV	Data Qualifier
115-07-1	Propene	**97**	1.4	0.86	0.35	
75-71-8	Dichlorodifluoromethane (CFC 12)	**0.27**	0.49	0.30	0.081	**J**
74-87-3	Chloromethane	0.72	1.2	0.72	0.19	**U**
75-01-4	Vinyl Chloride	0.31	0.96	0.31	0.10	**U**
106-99-0	1,3-Butadiene	0.67	1.1	0.67	0.18	**U**
75-00-3	Chloroethane	0.56	0.91	0.56	0.12	**U**
64-17-5	Ethanol	**17**	13	2.0	0.91	
67-64-1	Acetone	**14**	10	5.3	2.3	
75-69-4	Trichlorofluoromethane	**0.20**	0.42	0.26	0.067	**J**
67-63-0	2-Propanol (Isopropyl Alcohol)	**640**	19	12	4.1	**D**
75-09-2	Methylene Chloride	0.43	0.69	0.43	0.20	**U**
76-13-1	Trichlorotrifluoroethane	**0.47**	0.32	0.10	0.046	
75-15-0	Carbon Disulfide	0.80	1.5	0.80	0.24	**U**
75-34-3	1,1-Dichloroethane	0.38	0.62	0.38	0.089	**U**
78-93-3	2-Butanone (MEK)	**3.8**	1.6	0.50	0.17	
141-78-6	Ethyl Acetate	0.83	1.3	0.83	0.36	**U**
110-54-3	n-Hexane	**100**	0.68	0.42	0.14	
67-66-3	Chloroform	**0.11**	0.50	0.16	0.067	**J**
109-99-9	Tetrahydrofuran (THF)	0.27	1.6	0.27	0.11	**U**
107-06-2	1,2-Dichloroethane	0.19	0.59	0.19	0.067	**U**
71-43-2	Benzene	**67**	0.75	0.25	0.11	
56-23-5	Carbon Tetrachloride	**0.12**	0.38	0.13	0.054	**J**

U = Undetected at the limit of detection: The associated data value is the limit of detection, adjusted by any dilution factor used in the analysis.
LOQ = Limit of Quantitation - The minimum quantity of a target analyte that can be confidently determined by the referenced method.
J = The result is an estimated concentration that is less than the LOQ but greater than or equal to the MDL.
D = The reported result is from a dilution.

ALS ENVIRONMENTAL

RESULTS OF ANALYSIS

Client: **EA Engineering, Science, and Technology, Inc.**

Client Sample ID: **SV3-007-612** ALS Project ID: P2102359

Client Project ID: **Kirtland AFB Bulk Fuels Facility / 62735DM02** ALS Sample ID: P2102359-001

Test Code: EPA TO-15 Date Collected: 4/20/21

Instrument ID: Tekmar AUTOCAN/Agilent 5975Cinert/6890N/MS16 Date Received: 4/23/21

Analyst: Lusine Hakobyan Date Analyzed: 5/18 - 5/19/21

Sampling Media: 1.0 L Silonite Summa Canister Volume(s) Analyzed: 0.40 Liter(s)

Test Notes: 0.040 Liter(s)

Container ID: 1SS01337

Initial Pressure (psig): -3.99 Final Pressure (psig): 5.16

Container Dilution Factor: 1.85

CAS #	Compound	Result ppbV	LOQ ppbV	LOD ppbV	MDL ppbV	Data Qualifier
110-82-7	Cyclohexane	**390**	13	4.6	2.0	**D**
75-27-4	Bromodichloromethane	0.12	0.36	0.12	0.053	**U**
79-01-6	Trichloroethene	0.15	0.44	0.15	0.062	**U**
123-91-1	1,4-Dioxane	0.22	0.67	0.22	0.081	**U**
142-82-5	n-Heptane	**45**	0.59	0.36	0.096	
108-10-1	4-Methyl-2-pentanone	**0.14**	1.1	0.19	0.082	**J**
108-88-3	Toluene	**190**	6.4	2.1	0.80	**D**
591-78-6	2-Hexanone	0.19	1.1	0.19	0.075	**U**
124-48-1	Dibromochloromethane	0.092	0.28	0.092	0.038	**U**
106-93-4	1,2-Dibromoethane	**0.86**	0.31	0.10	0.037	
127-18-4	Tetrachloroethene	0.12	0.35	0.12	0.047	**U**
100-41-4	Ethylbenzene	**21**	0.55	0.18	0.080	
179601-23-1	m,p-Xylenes	**39**	1.1	0.36	0.15	
75-25-2	Bromoform	0.14	0.24	0.14	0.049	**U**
100-42-5	Styrene	**0.17**	0.57	0.35	0.093	**J**
95-47-6	o-Xylene	**24**	0.56	0.18	0.082	
108-67-8	1,3,5-Trimethylbenzene	**5.8**	0.50	0.16	0.072	
95-63-6	1,2,4-Trimethylbenzene	**8.0**	0.49	0.16	0.070	
120-82-1	1,2,4-Trichlorobenzene	0.20	0.62	0.20	0.081	**U**
91-20-3	Naphthalene	**1.8**	0.46	0.27	0.11	
1330-20-7	Xylenes, Total	**62**	1.1	0.36	0.15	

U = Undetected at the limit of detection: The associated data value is the limit of detection, adjusted by any dilution factor used in the analysis.
LOQ = Limit of Quantitation - The minimum quantity of a target analyte that can be confidently determined by the referenced method.
J = The result is an estimated concentration that is less than the LOQ but greater than or equal to the MDL.
D = The reported result is from a dilution.

ALS ENVIRONMENTAL

RESULTS OF ANALYSIS

Client: **EA Engineering, Science, and Technology, Inc.**
Client Sample ID: **SV3-007-212** ALS Project ID: P2102359
Client Project ID: **Kirtland AFB Bulk Fuels Facility / 62735DM02** ALS Sample ID: P2102359-002

Test Code: EPA TO-15 Date Collected: 4/20/21
Instrument ID: Tekmar AUTOCAN/Agilent 5975Cinert/6890N/MS16 Date Received: 4/23/21
Analyst: Lusine Hakobyan Date Analyzed: 5/19/21
Sampling Media: 1.0 L Silonite Summa Canister Volume(s) Analyzed: 0.40 Liter(s)
Test Notes: 0.040 Liter(s)
Container ID: 1SS01299

Initial Pressure (psig): -3.46 Final Pressure (psig): 5.26

Container Dilution Factor: 1.78

CAS #	Compound	Result ppbV	LOQ ppbV	LOD ppbV	MDL ppbV	Data Qualifier
115-07-1	Propene	**3.2**	1.3	0.83	0.34	
75-71-8	Dichlorodifluoromethane (CFC 12)	**0.47**	0.47	0.29	0.078	
74-87-3	Chloromethane	0.69	1.1	0.69	0.19	**U**
75-01-4	Vinyl Chloride	0.30	0.92	0.30	0.099	**U**
106-99-0	1,3-Butadiene	0.64	1.0	0.64	0.18	**U**
75-00-3	Chloroethane	0.54	0.88	0.54	0.11	**U**
64-17-5	Ethanol	**17**	13	2.0	0.87	
67-64-1	Acetone	**10**	9.7	5.1	2.2	
75-69-4	Trichlorofluoromethane	**0.22**	0.40	0.25	0.064	**J**
67-63-0	2-Propanol (Isopropyl Alcohol)	**2.2**	1.8	1.1	0.40	
75-09-2	Methylene Chloride	0.41	0.67	0.41	0.19	**U**
76-13-1	Trichlorotrifluoroethane	**0.43**	0.31	0.099	0.044	
75-15-0	Carbon Disulfide	**0.54**	1.4	0.77	0.23	**J**
75-34-3	1,1-Dichloroethane	0.36	0.59	0.36	0.086	**U**
78-93-3	2-Butanone (MEK)	**4.7**	1.5	0.48	0.17	
141-78-6	Ethyl Acetate	0.80	1.2	0.80	0.35	**U**
110-54-3	n-Hexane	**92**	0.66	0.40	0.14	
67-66-3	Chloroform	**0.12**	0.48	0.15	0.065	**J**
109-99-9	Tetrahydrofuran (THF)	0.26	1.5	0.26	0.10	**U**
107-06-2	1,2-Dichloroethane	0.19	0.57	0.19	0.065	**U**
71-43-2	Benzene	**80**	0.72	0.24	0.11	
56-23-5	Carbon Tetrachloride	**0.12**	0.36	0.12	0.052	**J**

U = Undetected at the limit of detection: The associated data value is the limit of detection, adjusted by any dilution factor used in the analysis.
LOQ = Limit of Quantitation - The minimum quantity of a target analyte that can be confidently determined by the referenced method.
J = The result is an estimated concentration that is less than the LOQ but greater than or equal to the MDL.

ALS ENVIRONMENTAL

RESULTS OF ANALYSIS

Client: **EA Engineering, Science, and Technology, Inc.**

Client Sample ID: **SV3-007-212** ALS Project ID: P2102359

Client Project ID: **Kirtland AFB Bulk Fuels Facility / 62735DM02** ALS Sample ID: P2102359-002

Test Code: EPA TO-15 Date Collected: 4/20/21

Instrument ID: Tekmar AUTOCAN/Agilent 5975Cinert/6890N/MS16 Date Received: 4/23/21

Analyst: Lusine Hakobyan Date Analyzed: 5/19/21

Sampling Media: 1.0 L Silonite Summa Canister Volume(s) Analyzed: 0.40 Liter(s)

Test Notes: 0.040 Liter(s)

Container ID: 1SS01299

Initial Pressure (psig): -3.46 Final Pressure (psig): 5.26

Container Dilution Factor: 1.78

CAS #	Compound	Result ppbV	LOQ ppbV	LOD ppbV	MDL ppbV	Data Qualifier
110-82-7	Cyclohexane	**360**	13	4.4	1.9	**D**
75-27-4	Bromodichloromethane	0.11	0.35	0.11	0.051	**U**
79-01-6	Trichloroethene	0.14	0.42	0.14	0.060	**U**
123-91-1	1,4-Dioxane	0.21	0.64	0.21	0.078	**U**
142-82-5	n-Heptane	**39**	0.56	0.35	0.092	
108-10-1	4-Methyl-2-pentanone	**0.12**	1.1	0.18	0.079	**J**
108-88-3	Toluene	**220**	6.1	2.0	0.77	**D**
591-78-6	2-Hexanone	0.18	1.1	0.18	0.072	**U**
124-48-1	Dibromochloromethane	0.089	0.27	0.089	0.037	**U**
106-93-4	1,2-Dibromoethane	**0.89**	0.30	0.098	0.036	
127-18-4	Tetrachloroethene	0.11	0.34	0.11	0.045	**U**
100-41-4	Ethylbenzene	**25**	0.53	0.17	0.077	
179601-23-1	m,p-Xylenes	**44**	1.0	0.35	0.14	
75-25-2	Bromoform	0.14	0.23	0.14	0.047	**U**
100-42-5	Styrene	**0.15**	0.54	0.33	0.090	**J**
95-47-6	o-Xylene	**27**	0.54	0.17	0.079	
108-67-8	1,3,5-Trimethylbenzene	**5.8**	0.48	0.15	0.070	
95-63-6	1,2,4-Trimethylbenzene	**5.4**	0.47	0.15	0.067	
120-82-1	1,2,4-Trichlorobenzene	0.19	0.60	0.19	0.078	**U**
91-20-3	Naphthalene	**1.0**	0.44	0.26	0.11	
1330-20-7	Xylenes, Total	**71**	1.0	0.35	0.14	

U = Undetected at the limit of detection: The associated data value is the limit of detection, adjusted by any dilution factor used in the analysis.
LOQ = Limit of Quantitation - The minimum quantity of a target analyte that can be confidently determined by the referenced method.
J = The result is an estimated concentration that is less than the LOQ but greater than or equal to the MDL.
D = The reported result is from a dilution.

ALS ENVIRONMENTAL

RESULTS OF ANALYSIS

Client: **EA Engineering, Science, and Technology, Inc.**
Client Sample ID: **SV3-015-212** ALS Project ID: P2102359
Client Project ID: **Kirtland AFB Bulk Fuels Facility / 62735DM02** ALS Sample ID: P2102359-003

Test Code: EPA TO-15 Date Collected: 4/20/21
Instrument ID: Tekmar AUTOCAN/Agilent 5975Cinert/6890N/MS16 Date Received: 4/23/21
Analyst: Lusine Hakobyan Date Analyzed: 5/19/21
Sampling Media: 1.0 L Silonite Summa Canister Volume(s) Analyzed: 0.40 Liter(s)
Test Notes: 0.020 Liter(s)
Container ID: 1SS01164

Initial Pressure (psig): -2.86 Final Pressure (psig): 5.61

Container Dilution Factor: 1.72

CAS #	Compound	Result ppbV	LOQ ppbV	LOD ppbV	MDL ppbV	Data Qualifier
115-07-1	Propene	**2.3**	1.3	0.80	0.32	
75-71-8	Dichlorodifluoromethane (CFC 12)	0.28	0.45	0.28	0.076	**U**
74-87-3	Chloromethane	0.67	1.1	0.67	0.18	**U**
75-01-4	Vinyl Chloride	0.29	0.89	0.29	0.096	**U**
106-99-0	1,3-Butadiene	0.62	1.0	0.62	0.17	**U**
75-00-3	Chloroethane	0.52	0.85	0.52	0.11	**U**
64-17-5	Ethanol	**13**	12	1.9	0.84	
67-64-1	Acetone	**4.3**	9.4	4.9	2.2	**J**
75-69-4	Trichlorofluoromethane	**0.17**	0.39	0.24	0.062	**J**
67-63-0	2-Propanol (Isopropyl Alcohol)	**15**	1.8	1.1	0.39	
75-09-2	Methylene Chloride	0.40	0.64	0.40	0.19	**U**
76-13-1	Trichlorotrifluoroethane	**1.0**	0.30	0.095	0.043	
75-15-0	Carbon Disulfide	**0.31**	1.4	0.75	0.22	**J**
75-34-3	1,1-Dichloroethane	0.35	0.57	0.35	0.083	**U**
78-93-3	2-Butanone (MEK)	**2.0**	1.5	0.47	0.16	
141-78-6	Ethyl Acetate	**4.5**	1.2	0.78	0.33	
110-54-3	n-Hexane	**130**	13	7.8	2.7	**D**
67-66-3	Chloroform	0.15	0.47	0.15	0.063	**U**
109-99-9	Tetrahydrofuran (THF)	0.25	1.5	0.25	0.098	**U**
107-06-2	1,2-Dichloroethane	0.18	0.55	0.18	0.063	**U**
71-43-2	Benzene	**50**	0.70	0.23	0.10	
56-23-5	Carbon Tetrachloride	**0.22**	0.35	0.12	0.051	**J**

U = Undetected at the limit of detection: The associated data value is the limit of detection, adjusted by any dilution factor used in the analysis.
LOQ = Limit of Quantitation - The minimum quantity of a target analyte that can be confidently determined by the referenced method.
J = The result is an estimated concentration that is less than the LOQ but greater than or equal to the MDL.
D = The reported result is from a dilution.

ALS ENVIRONMENTAL

RESULTS OF ANALYSIS

Client: **EA Engineering, Science, and Technology, Inc.**

Client Sample ID: **SV3-015-212** ALS Project ID: P2102359

Client Project ID: **Kirtland AFB Bulk Fuels Facility / 62735DM02** ALS Sample ID: P2102359-003

Test Code: EPA TO-15 Date Collected: 4/20/21

Instrument ID: Tekmar AUTOCAN/Agilent 5975Cinert/6890N/MS16 Date Received: 4/23/21

Analyst: Lusine Hakobyan Date Analyzed: 5/19/21

Sampling Media: 1.0 L Silonite Summa Canister Volume(s) Analyzed: 0.40 Liter(s)

Test Notes: 0.020 Liter(s)

Container ID: 1SS01164

Initial Pressure (psig): -2.86 Final Pressure (psig): 5.61

Container Dilution Factor: 1.72

CAS #	Compound	Result ppbV	LOQ ppbV	LOD ppbV	MDL ppbV	Data Qualifier
110-82-7	Cyclohexane	**810**	25	8.5	3.7	**D**
75-27-4	Bromodichloromethane	0.11	0.33	0.11	0.049	**U**
79-01-6	Trichloroethene	0.14	0.41	0.14	0.058	**U**
123-91-1	1,4-Dioxane	0.20	0.62	0.20	0.075	**U**
142-82-5	n-Heptane	**78**	0.55	0.34	0.089	
108-10-1	4-Methyl-2-pentanone	0.18	1.0	0.18	0.077	**U**
108-88-3	Toluene	**110**	12	3.9	1.5	**D**
591-78-6	2-Hexanone	0.18	1.1	0.18	0.069	**U**
124-48-1	Dibromochloromethane	0.086	0.26	0.086	0.035	**U**
106-93-4	1,2-Dibromoethane	**1.5**	0.29	0.095	0.035	
127-18-4	Tetrachloroethene	**0.081**	0.33	0.11	0.044	**J**
100-41-4	Ethylbenzene	**13**	0.51	0.17	0.074	
179601-23-1	m,p-Xylenes	**27**	0.99	0.34	0.14	
75-25-2	Bromoform	0.13	0.22	0.13	0.046	**U**
100-42-5	Styrene	0.32	0.53	0.32	0.087	**U**
95-47-6	o-Xylene	**13**	0.52	0.17	0.076	
108-67-8	1,3,5-Trimethylbenzene	**2.7**	0.46	0.15	0.067	
95-63-6	1,2,4-Trimethylbenzene	**3.5**	0.46	0.15	0.065	
120-82-1	1,2,4-Trichlorobenzene	0.19	0.58	0.19	0.075	**U**
91-20-3	Naphthalene	**0.51**	0.43	0.25	0.11	
1330-20-7	Xylenes, Total	**40**	0.99	0.34	0.14	

U = Undetected at the limit of detection: The associated data value is the limit of detection, adjusted by any dilution factor used in the analysis.
LOQ = Limit of Quantitation - The minimum quantity of a target analyte that can be confidently determined by the referenced method.
J = The result is an estimated concentration that is less than the LOQ but greater than or equal to the MDL.
D = The reported result is from a dilution.

ALS ENVIRONMENTAL

RESULTS OF ANALYSIS

Client: **EA Engineering, Science, and Technology, Inc.**
Client Sample ID: **SV3-272-212** ALS Project ID: P2102359
Client Project ID: **Kirtland AFB Bulk Fuels Facility / 62735DM02** ALS Sample ID: P2102359-004

Test Code: EPA TO-15 Date Collected: 4/20/21
Instrument ID: Tekmar AUTOCAN/Agilent 5975Cinert/6890N/MS16 Date Received: 4/23/21
Analyst: Lusine Hakobyan Date Analyzed: 5/19/21
Sampling Media: 1.0 L Silonite Summa Canister Volume(s) Analyzed: 0.40 Liter(s)
Test Notes: 0.040 Liter(s)
Container ID: 1SS01202

Initial Pressure (psig): -1.12 Final Pressure (psig): 5.73

Container Dilution Factor: 1.50

CAS #	Compound	Result ppbV	LOQ ppbV	LOD ppbV	MDL ppbV	Data Qualifier
115-07-1	Propene	**31**	1.1	0.70	0.28	
75-71-8	Dichlorodifluoromethane (CFC 12)	**0.33**	0.39	0.24	0.066	**J**
74-87-3	Chloromethane	**0.18**	0.94	0.58	0.16	**J**
75-01-4	Vinyl Chloride	0.25	0.78	0.25	0.084	**U**
106-99-0	1,3-Butadiene	0.54	0.88	0.54	0.15	**U**
75-00-3	Chloroethane	0.45	0.74	0.45	0.094	**U**
64-17-5	Ethanol	**15**	11	1.7	0.74	
67-64-1	Acetone	**140**	8.2	4.3	1.9	
75-69-4	Trichlorofluoromethane	**0.15**	0.34	0.21	0.054	**J**
67-63-0	2-Propanol (Isopropyl Alcohol)	**65**	1.5	0.96	0.34	
75-09-2	Methylene Chloride	0.35	0.56	0.35	0.16	**U**
76-13-1	Trichlorotrifluoroethane	**0.054**	0.26	0.083	0.037	**J**
75-15-0	Carbon Disulfide	**0.83**	1.2	0.65	0.19	**J**
75-34-3	1,1-Dichloroethane	0.31	0.50	0.31	0.072	**U**
78-93-3	2-Butanone (MEK)	**21**	1.3	0.41	0.14	
141-78-6	Ethyl Acetate	0.68	1.0	0.68	0.29	**U**
110-54-3	n-Hexane	**7.7**	0.55	0.34	0.12	
67-66-3	Chloroform	0.13	0.41	0.13	0.055	**U**
109-99-9	Tetrahydrofuran (THF)	**0.089**	1.3	0.22	0.085	**J**
107-06-2	1,2-Dichloroethane	0.16	0.48	0.16	0.055	**U**
71-43-2	Benzene	**63**	0.61	0.20	0.090	
56-23-5	Carbon Tetrachloride	**0.045**	0.30	0.10	0.044	**J**

U = Undetected at the limit of detection: The associated data value is the limit of detection, adjusted by any dilution factor used in the analysis.
LOQ = Limit of Quantitation - The minimum quantity of a target analyte that can be confidently determined by the referenced method.
J = The result is an estimated concentration that is less than the LOQ but greater than or equal to the MDL.

ALS ENVIRONMENTAL

RESULTS OF ANALYSIS

Client: **EA Engineering, Science, and Technology, Inc.**

Client Sample ID: **SV3-272-212** ALS Project ID: P2102359

Client Project ID: **Kirtland AFB Bulk Fuels Facility / 62735DM02** ALS Sample ID: P2102359-004

Test Code: EPA TO-15 Date Collected: 4/20/21

Instrument ID: Tekmar AUTOCAN/Agilent 5975Cinert/6890N/MS16 Date Received: 4/23/21

Analyst: Lusine Hakobyan Date Analyzed: 5/19/21

Sampling Media: 1.0 L Silonite Summa Canister Volume(s) Analyzed: 0.40 Liter(s)

Test Notes: 0.040 Liter(s)

Container ID: 1SS01202

Initial Pressure (psig): -1.12 Final Pressure (psig): 5.73

Container Dilution Factor: 1.50

CAS #	Compound	Result ppbV	LOQ ppbV	LOD ppbV	MDL ppbV	Data Qualifier
110-82-7	Cyclohexane	**19**	1.1	0.37	0.16	
75-27-4	Bromodichloromethane	0.095	0.29	0.095	0.043	**U**
79-01-6	Trichloroethene	0.12	0.36	0.12	0.050	**U**
123-91-1	1,4-Dioxane	0.18	0.54	0.18	0.066	**U**
142-82-5	n-Heptane	**22**	0.48	0.29	0.078	
108-10-1	4-Methyl-2-pentanone	**0.76**	0.92	0.16	0.067	**J**
108-88-3	Toluene	**250**	5.2	1.7	0.65	**D**
591-78-6	2-Hexanone	0.16	0.92	0.16	0.060	**U**
124-48-1	Dibromochloromethane	0.075	0.23	0.075	0.031	**U**
106-93-4	1,2-Dibromoethane	**2.2**	0.25	0.083	0.030	
127-18-4	Tetrachloroethene	0.094	0.29	0.094	0.038	**U**
100-41-4	Ethylbenzene	**20**	0.45	0.15	0.065	
179601-23-1	m,p-Xylenes	**58**	0.86	0.29	0.12	
75-25-2	Bromoform	0.12	0.19	0.12	0.040	**U**
100-42-5	Styrene	**0.10**	0.46	0.28	0.076	**J**
95-47-6	o-Xylene	**16**	0.46	0.15	0.067	
108-67-8	1,3,5-Trimethylbenzene	**2.6**	0.40	0.13	0.059	
95-63-6	1,2,4-Trimethylbenzene	**7.5**	0.40	0.13	0.056	
120-82-1	1,2,4-Trichlorobenzene	0.16	0.51	0.16	0.066	**U**
91-20-3	Naphthalene	**2.1**	0.37	0.22	0.093	
1330-20-7	Xylenes, Total	**74**	0.86	0.29	0.12	

U = Undetected at the limit of detection: The associated data value is the limit of detection, adjusted by any dilution factor used in the analysis.
LOQ = Limit of Quantitation - The minimum quantity of a target analyte that can be confidently determined by the referenced method.
J = The result is an estimated concentration that is less than the LOQ but greater than or equal to the MDL.
D = The reported result is from a dilution.

ALS ENVIRONMENTAL

RESULTS OF ANALYSIS

Client: **EA Engineering, Science, and Technology, Inc.**
Client Sample ID: **Method Blank** ALS Project ID: P2102359
Client Project ID: **Kirtland AFB Bulk Fuels Facility / 62735DM02** ALS Sample ID: P210518-MB

Test Code: EPA TO-15 Date Collected: NA
Instrument ID: Tekmar AUTOCAN/Agilent 5975Cinert/6890N/MS16 Date Received: NA
Analyst: Lusine Hakobyan Date Analyzed: 5/18/21
Sampling Media: 1.0 L Silonite Summa Canister Volume(s) Analyzed: 1.00 Liter(s)
Test Notes:

Container Dilution Factor: 1.00

CAS #	Compound	Result ppbV	LOQ ppbV	LOD ppbV	MDL ppbV	Data Qualifier
115-07-1	Propene	0.19	0.30	0.19	0.076	U
75-71-8	Dichlorodifluoromethane (CFC 12)	0.065	0.11	0.065	0.018	U
74-87-3	Chloromethane	0.16	0.25	0.16	0.042	U
75-01-4	Vinyl Chloride	0.067	0.21	0.067	0.022	U
106-99-0	1,3-Butadiene	0.14	0.24	0.14	0.040	U
75-00-3	Chloroethane	0.12	0.20	0.12	0.025	U
64-17-5	Ethanol	0.44	2.8	0.44	0.20	U
67-64-1	Acetone	1.1	2.2	1.1	0.51	U
75-69-4	Trichlorofluoromethane	0.057	0.091	0.057	0.014	U
67-63-0	2-Propanol (Isopropyl Alcohol)	0.26	0.41	0.26	0.090	U
75-09-2	Methylene Chloride	0.092	0.15	0.092	0.043	U
76-13-1	Trichlorotrifluoroethane	0.022	0.069	0.022	0.0099	U
75-15-0	Carbon Disulfide	0.17	0.32	0.17	0.051	U
75-34-3	1,1-Dichloroethane	0.082	0.13	0.082	0.019	U
78-93-3	2-Butanone (MEK)	0.11	0.34	0.11	0.037	U
141-78-6	Ethyl Acetate	0.18	0.28	0.18	0.078	U
110-54-3	n-Hexane	0.091	0.15	0.091	0.031	U
67-66-3	Chloroform	0.035	0.11	0.035	0.015	U
109-99-9	Tetrahydrofuran (THF)	0.058	0.34	0.058	0.023	U
107-06-2	1,2-Dichloroethane	0.042	0.13	0.042	0.015	U
71-43-2	Benzene	0.053	0.16	0.053	0.024	U
56-23-5	Carbon Tetrachloride	0.027	0.081	0.027	0.012	U

U = Undetected at the limit of detection: The associated data value is the limit of detection, adjusted by any dilution factor used in the analysis.
LOQ = Limit of Quantitation - The minimum quantity of a target analyte that can be confidently determined by the referenced method.

ALS ENVIRONMENTAL

RESULTS OF ANALYSIS

Client: **EA Engineering, Science, and Technology, Inc.**
Client Sample ID: **Method Blank** ALS Project ID: P2102359
Client Project ID: **Kirtland AFB Bulk Fuels Facility / 62735DM02** ALS Sample ID: P210518-MB

Test Code: EPA TO-15 Date Collected: NA
Instrument ID: Tekmar AUTOCAN/Agilent 5975Cinert/6890N/MS16 Date Received: NA
Analyst: Lusine Hakobyan Date Analyzed: 5/18/21
Sampling Media: 1.0 L Silonite Summa Canister Volume(s) Analyzed: 1.00 Liter(s)
Test Notes:

Container Dilution Factor: 1.00

CAS #	Compound	Result ppbV	LOQ ppbV	LOD ppbV	MDL ppbV	Data Qualifier
110-82-7	Cyclohexane	0.099	0.29	0.099	0.044	U
75-27-4	Bromodichloromethane	0.025	0.078	0.025	0.011	U
79-01-6	Trichloroethene	0.032	0.095	0.032	0.013	U
123-91-1	1,4-Dioxane	0.047	0.14	0.047	0.017	U
142-82-5	n-Heptane	0.078	0.13	0.078	0.021	U
108-10-1	4-Methyl-2-pentanone	0.041	0.24	0.041	0.018	U
108-88-3	Toluene	0.045	0.14	0.045	0.017	U
591-78-6	2-Hexanone	0.042	0.24	0.042	0.016	U
124-48-1	Dibromochloromethane	0.020	0.061	0.020	0.0082	U
106-93-4	1,2-Dibromoethane	0.022	0.068	0.022	0.0081	U
127-18-4	Tetrachloroethene	0.025	0.077	0.025	0.010	U
100-41-4	Ethylbenzene	0.039	0.12	0.039	0.017	U
179601-23-1	m,p-Xylenes	0.078	0.23	0.078	0.032	U
75-25-2	Bromoform	0.031	0.051	0.031	0.011	U
100-42-5	Styrene	0.075	0.12	0.075	0.020	U
95-47-6	o-Xylene	0.039	0.12	0.039	0.018	U
108-67-8	1,3,5-Trimethylbenzene	0.035	0.11	0.035	0.016	U
95-63-6	1,2,4-Trimethylbenzene	0.035	0.11	0.035	0.015	U
120-82-1	1,2,4-Trichlorobenzene	0.043	0.13	0.043	0.018	U
91-20-3	Naphthalene	0.059	0.099	0.059	0.025	U
1330-20-7	Xylenes, Total	0.078	0.23	0.078	0.032	U

U = Undetected at the limit of detection: The associated data value is the limit of detection, adjusted by any dilution factor used in the analysis.
LOQ = Limit of Quantitation - The minimum quantity of a target analyte that can be confidently determined by the referenced method.

ALS ENVIRONMENTAL

RESULTS OF ANALYSIS

Client: **EA Engineering, Science, and Technology, Inc.**
Client Sample ID: **Method Blank** ALS Project ID: P2102359
Client Project ID: **Kirtland AFB Bulk Fuels Facility / 62735DM02** ALS Sample ID: P210519-MB

Test Code: EPA TO-15 Date Collected: NA
Instrument ID: Tekmar AUTOCAN/Agilent 5975Cinert/6890N/MS16 Date Received: NA
Analyst: Lusine Hakobyan Date Analyzed: 5/19/21
Sampling Media: 1.0 L Silonite Summa Canister Volume(s) Analyzed: 1.00 Liter(s)
Test Notes:

Container Dilution Factor: 1.00

CAS #	Compound	Result ppbV	LOQ ppbV	LOD ppbV	MDL ppbV	Data Qualifier
115-07-1	Propene	0.19	0.30	0.19	0.076	**U**
75-71-8	Dichlorodifluoromethane (CFC 12)	0.065	0.11	0.065	0.018	**U**
74-87-3	Chloromethane	0.16	0.25	0.16	0.042	**U**
75-01-4	Vinyl Chloride	0.067	0.21	0.067	0.022	**U**
106-99-0	1,3-Butadiene	0.14	0.24	0.14	0.040	**U**
75-00-3	Chloroethane	0.12	0.20	0.12	0.025	**U**
64-17-5	Ethanol	**0.20**	2.8	0.44	0.20	**J**
67-64-1	Acetone	1.1	2.2	1.1	0.51	**U**
75-69-4	Trichlorofluoromethane	0.057	0.091	0.057	0.014	**U**
67-63-0	2-Propanol (Isopropyl Alcohol)	0.26	0.41	0.26	0.090	**U**
75-09-2	Methylene Chloride	0.092	0.15	0.092	0.043	**U**
76-13-1	Trichlorotrifluoroethane	0.022	0.069	0.022	0.0099	**U**
75-15-0	Carbon Disulfide	0.17	0.32	0.17	0.051	**U**
75-34-3	1,1-Dichloroethane	0.082	0.13	0.082	0.019	**U**
78-93-3	2-Butanone (MEK)	0.11	0.34	0.11	0.037	**U**
141-78-6	Ethyl Acetate	0.18	0.28	0.18	0.078	**U**
110-54-3	n-Hexane	0.091	0.15	0.091	0.031	**U**
67-66-3	Chloroform	0.035	0.11	0.035	0.015	**U**
109-99-9	Tetrahydrofuran (THF)	0.058	0.34	0.058	0.023	**U**
107-06-2	1,2-Dichloroethane	0.042	0.13	0.042	0.015	**U**
71-43-2	Benzene	0.053	0.16	0.053	0.024	**U**
56-23-5	Carbon Tetrachloride	0.027	0.081	0.027	0.012	**U**

U = Undetected at the limit of detection: The associated data value is the limit of detection, adjusted by any dilution factor used in the analysis.
LOQ = Limit of Quantitation - The minimum quantity of a target analyte that can be confidently determined by the referenced method.
J = The result is an estimated concentration that is less than the LOQ but greater than or equal to the MDL.

ALS ENVIRONMENTAL

RESULTS OF ANALYSIS

Client: **EA Engineering, Science, and Technology, Inc.**
Client Sample ID: **Method Blank** ALS Project ID: P2102359
Client Project ID: **Kirtland AFB Bulk Fuels Facility / 62735DM02** ALS Sample ID: P210519-MB

Test Code: EPA TO-15 Date Collected: NA
Instrument ID: Tekmar AUTOCAN/Agilent 5975Cinert/6890N/MS16 Date Received: NA
Analyst: Lusine Hakobyan Date Analyzed: 5/19/21
Sampling Media: 1.0 L Silonite Summa Canister Volume(s) Analyzed: 1.00 Liter(s)
Test Notes:

Container Dilution Factor: 1.00

CAS #	Compound	Result ppbV	LOQ ppbV	LOD ppbV	MDL ppbV	Data Qualifier
110-82-7	Cyclohexane	0.099	0.29	0.099	0.044	U
75-27-4	Bromodichloromethane	0.025	0.078	0.025	0.011	U
79-01-6	Trichloroethene	0.032	0.095	0.032	0.013	U
123-91-1	1,4-Dioxane	0.047	0.14	0.047	0.017	U
142-82-5	n-Heptane	0.078	0.13	0.078	0.021	U
108-10-1	4-Methyl-2-pentanone	0.041	0.24	0.041	0.018	U
108-88-3	Toluene	0.045	0.14	0.045	0.017	U
591-78-6	2-Hexanone	0.042	0.24	0.042	0.016	U
124-48-1	Dibromochloromethane	0.020	0.061	0.020	0.0082	U
106-93-4	1,2-Dibromoethane	0.022	0.068	0.022	0.0081	U
127-18-4	Tetrachloroethene	0.025	0.077	0.025	0.010	U
100-41-4	Ethylbenzene	0.039	0.12	0.039	0.017	U
179601-23-1	m,p-Xylenes	0.078	0.23	0.078	0.032	U
75-25-2	Bromoform	0.031	0.051	0.031	0.011	U
100-42-5	Styrene	0.075	0.12	0.075	0.020	U
95-47-6	o-Xylene	0.039	0.12	0.039	0.018	U
108-67-8	1,3,5-Trimethylbenzene	0.035	0.11	0.035	0.016	U
95-63-6	1,2,4-Trimethylbenzene	0.035	0.11	0.035	0.015	U
120-82-1	1,2,4-Trichlorobenzene	0.043	0.13	0.043	0.018	U
91-20-3	Naphthalene	0.059	0.099	0.059	0.025	U
1330-20-7	Xylenes, Total	0.078	0.23	0.078	0.032	U

U = Undetected at the limit of detection: The associated data value is the limit of detection, adjusted by any dilution factor used in the analysis.
LOQ = Limit of Quantitation - The minimum quantity of a target analyte that can be confidently determined by the referenced method.

ALS ENVIRONMENTAL

SURROGATE SPIKE RECOVERY RESULTS

Client: **EA Engineering, Science, and Technology, Inc.**
Client Project ID: **Kirtland AFB Bulk Fuels Facility / 62735DM02** ALS Project ID: P2102359

Test Code: EPA TO-15
Instrument ID: Tekmar AUTOCAN/Agilent 5975Cinert/6890N/MS16 Date(s) Collected: 4/20/21
Analyst: Lusine Hakobyan Date(s) Received: 4/23/21
Sampling Media: 1.0 L Silonite Summa Canister(s) Date(s) Analyzed: 5/18 - 5/19/21
Test Notes:

Client Sample ID	ALS Sample ID	1,2-Dichloroethane-d4 Percent Recovered	Toluene-d8 Percent Recovered	Bromofluorobenzene Percent Recovered	Acceptance Limits	Data Qualifier
Method Blank	P210518-MB	**95**	**107**	**103**	70-130	
Method Blank	P210519-MB	**93**	**109**	**105**	70-130	
Lab Control Sample	P210518-LCS	**96**	**106**	**104**	70-130	
Lab Control Sample	P210519-LCS	**92**	**108**	**106**	70-130	
Duplicate Lab Control Sample	P210518-DLCS	**95**	**107**	**105**	70-130	
Duplicate Lab Control Sample	P210519-DLCS	**92**	**109**	**107**	70-130	
SV3-007-612	P2102359-001	**94**	**98**	**103**	70-130	
SV3-007-212	P2102359-002	**93**	**98**	**101**	70-130	
SV3-015-212	P2102359-003	**97**	**93**	**98**	70-130	
SV3-272-212	P2102359-004	**90**	**108**	**109**	70-130	

Surrogate percent recovery is verified and accepted based on the on-column result.
Reported results are shown in concentration units and as a result of the calculation, may vary slightly from the on-column percent recovery.

ALS ENVIRONMENTAL

LABORATORY CONTROL SAMPLE / DUPLICATE LABORATORY CONTROL SAMPLE SUMMARY

Client: **EA Engineering, Science, and Technology, Inc.**
Client Sample ID: **Duplicate Lab Control Sample** — ALS Project ID: P2102359
Client Project ID: **Kirtland AFB Bulk Fuels Facility / 62735DM02** — ALS Sample ID: P210518-DLCS

Test Code: EPA TO-15 — Date Collected: NA
Instrument ID: Tekmar AUTOCAN/Agilent 5975Cinert/6890N/MS16 — Date Received: NA
Analyst: Lusine Hakobyan — Date Analyzed: 5/18/21
Sampling Media: 1.0 L Silonite Summa Canister — Volume(s) Analyzed: 0.125 Liter(s)
Test Notes:

CAS #	Compound	Spike Amount LCS / DLCS ppbV	Result LCS ppbV	Result DLCS ppbV	% Recovery LCS	% Recovery DLCS	DOD Acceptance Limits	RPD	RPD Limit	Data Qualifier
115-07-1	Propene	122	122	118	**100**	**97**	57-136	3	25	
75-71-8	Dichlorodifluoromethane (CFC 12)	42.5	40.7	39.2	**96**	**92**	59-128	4	25	
74-87-3	Chloromethane	99.8	88.9	81.6	**89**	**82**	59-132	8	25	
75-01-4	Vinyl Chloride	81.4	82.0	81.1	**101**	**100**	64-127	1	25	
106-99-0	1,3-Butadiene	95.0	94.0	91.5	**99**	**96**	66-134	3	25	
75-00-3	Chloroethane	77.3	76.9	76.5	**99**	**99**	63-127	0	25	
64-17-5	Ethanol	530	482	474	**91**	**89**	59-125	2	25	
67-64-1	Acetone	435	399	391	**92**	**90**	58-128	2	25	
75-69-4	Trichlorofluoromethane	36.3	34.7	34.1	**96**	**94**	62-126	2	25	
67-63-0	2-Propanol (Isopropyl Alcohol)	166	150	147	**90**	**89**	52-125	1	25	
75-09-2	Methylene Chloride	59.9	60.0	59.0	**100**	**98**	62-115	2	25	
76-13-1	Trichlorotrifluoroethane	27.9	27.2	27.0	**97**	**97**	66-126	0	25	
75-15-0	Carbon Disulfide	137	140	138	**102**	**101**	57-134	1	25	
75-34-3	1,1-Dichloroethane	52.4	51.1	50.3	**98**	**96**	68-126	2	25	
78-93-3	2-Butanone (MEK)	140	144	143	**103**	**102**	67-130	1	25	
141-78-6	Ethyl Acetate	117	156	155	**133**	**132**	65-128	0.8	25	**L**
110-54-3	n-Hexane	60.2	56.2	55.5	**93**	**92**	63-120	1	25	
67-66-3	Chloroform	43.8	42.1	41.6	**96**	**95**	68-123	1	25	
109-99-9	Tetrahydrofuran (THF)	136	134	134	**99**	**99**	64-123	0	25	
107-06-2	1,2-Dichloroethane	51.4	49.8	49.0	**97**	**95**	65-128	2	25	
71-43-2	Benzene	63.9	61.8	61.6	**97**	**96**	69-119	1	25	
56-23-5	Carbon Tetrachloride	33.4	31.7	31.1	**95**	**93**	68-132	2	25	

Laboratory Control Sample percent recovery is verified and accepted based on the on-column result.
Reported results are shown in concentration units and as a result of the calculation, may vary slightly.
L = Laboratory control sample recovery outside the specified limits, results may be biased high.

ALS ENVIRONMENTAL

LABORATORY CONTROL SAMPLE / DUPLICATE LABORATORY CONTROL SAMPLE SUMMARY

Client: **EA Engineering, Science, and Technology, Inc.**
Client Sample ID: **Duplicate Lab Control Sample** ALS Project ID: P2102359
Client Project ID: **Kirtland AFB Bulk Fuels Facility / 62735DM02** ALS Sample ID: P210518-DLCS

Test Code: EPA TO-15 Date Collected: NA
Instrument ID: Tekmar AUTOCAN/Agilent 5975Cinert/6890N/MS16 Date Received: NA
Analyst: Lusine Hakobyan Date Analyzed: 5/18/21
Sampling Media: 1.0 L Silonite Summa Canister Volume(s) Analyzed: 0.125 Liter(s)
Test Notes:

CAS #	Compound	Spike Amount LCS / DLCS ppbV	Result LCS ppbV	Result DLCS ppbV	% Recovery LCS	% Recovery DLCS	DOD Acceptance Limits	RPD	RPD Limit	Data Qualifier
110-82-7	Cyclohexane	121	120	120	**99**	**99**	70-117	0	25	
75-27-4	Bromodichloromethane	31.4	30.8	30.3	**98**	**96**	72-128	2	25	
79-01-6	Trichloroethene	38.3	37.7	37.6	**98**	**98**	71-123	0	25	
123-91-1	1,4-Dioxane	57.7	61.0	60.8	**106**	**105**	71-122	0.9	25	
142-82-5	n-Heptane	51.3	51.0	50.6	**99**	**99**	69-123	0	25	
108-10-1	4-Methyl-2-pentanone	102	104	102	**102**	**100**	67-130	2	25	
108-88-3	Toluene	54.7	55.6	55.5	**102**	**101**	66-119	1	25	
591-78-6	2-Hexanone	98.7	103	102	**104**	**103**	62-128	1	25	
124-48-1	Dibromochloromethane	24.7	27.0	27.0	**109**	**109**	70-130	0	25	
106-93-4	1,2-Dibromoethane	27.1	29.7	29.6	**110**	**109**	74-122	0.9	25	
127-18-4	Tetrachloroethene	30.4	30.4	29.9	**100**	**98**	66-124	2	25	
100-41-4	Ethylbenzene	47.4	49.8	49.3	**105**	**104**	70-124	1	25	
179601-23-1	m,p-Xylenes	94.9	96.8	95.8	**102**	**101**	61-134	1	25	
75-25-2	Bromoform	20.1	22.9	22.9	**114**	**114**	66-139	0	25	
100-42-5	Styrene	48.4	50.9	50.6	**105**	**105**	73-127	0	25	
95-47-6	o-Xylene	47.4	49.6	49.2	**105**	**104**	67-125	1	25	
108-67-8	1,3,5-Trimethylbenzene	41.9	43.4	43.0	**104**	**103**	67-130	1	25	
95-63-6	1,2,4-Trimethylbenzene	41.5	43.5	43.0	**105**	**104**	66-132	1	25	
120-82-1	1,2,4-Trichlorobenzene	52.3	53.5	53.2	**102**	**102**	55-142	0	25	
91-20-3	Naphthalene	37.8	39.8	39.8	**105**	**105**	57-138	0	25	

Laboratory Control Sample percent recovery is verified and accepted based on the on-column result.
Reported results are shown in concentration units and as a result of the calculation, may vary slightly.

ALS ENVIRONMENTAL

LABORATORY CONTROL SAMPLE / DUPLICATE LABORATORY CONTROL SAMPLE SUMMARY

Client: **EA Engineering, Science, and Technology, Inc.**
Client Sample ID: **Duplicate Lab Control Sample** — ALS Project ID: P2102359
Client Project ID: **Kirtland AFB Bulk Fuels Facility / 62735DM02** — ALS Sample ID: P210519-DLCS

Test Code: EPA TO-15 — Date Collected: NA
Instrument ID: Tekmar AUTOCAN/Agilent 5975Cinert/6890N/MS16 — Date Received: NA
Analyst: Lusine Hakobyan — Date Analyzed: 5/19/21
Sampling Media: 1.0 L Silonite Summa Canister — Volume(s) Analyzed: 0.125 Liter(s)
Test Notes:

CAS #	Compound	Spike Amount LCS / DLCS ppbV	Result LCS ppbV	Result DLCS ppbV	% Recovery LCS	% Recovery DLCS	DOD Acceptance Limits	RPD	RPD Limit	Data Qualifier
115-07-1	Propene	122	117	117	**96**	**96**	57-136	0	25	
75-71-8	Dichlorodifluoromethane (CFC 12)	42.5	38.9	38.7	**92**	**91**	59-128	1	25	
74-87-3	Chloromethane	99.8	81.5	80.3	**82**	**80**	59-132	2	25	
75-01-4	Vinyl Chloride	81.4	77.6	77.7	**95**	**95**	64-127	0	25	
106-99-0	1,3-Butadiene	95.0	87.2	87.2	**92**	**92**	66-134	0	25	
75-00-3	Chloroethane	77.3	76.9	78.0	**99**	**101**	63-127	2	25	
64-17-5	Ethanol	530	468	472	**88**	**89**	59-125	1	25	
67-64-1	Acetone	435	395	398	**91**	**91**	58-128	0	25	
75-69-4	Trichlorofluoromethane	36.3	33.1	33.4	**91**	**92**	62-126	1	25	
67-63-0	2-Propanol (Isopropyl Alcohol)	166	145	143	**87**	**86**	52-125	1	25	
75-09-2	Methylene Chloride	59.9	60.3	60.8	**101**	**102**	62-115	1	25	
76-13-1	Trichlorotrifluoroethane	27.9	26.8	27.1	**96**	**97**	66-126	1	25	
75-15-0	Carbon Disulfide	137	139	141	**101**	**103**	57-134	2	25	
75-34-3	1,1-Dichloroethane	52.4	50.5	50.9	**96**	**97**	68-126	1	25	
78-93-3	2-Butanone (MEK)	140	152	155	**109**	**111**	67-130	2	25	
141-78-6	Ethyl Acetate	117	155	156	**132**	**133**	65-128	0.8	25	**L**
110-54-3	n-Hexane	60.2	55.4	55.7	**92**	**93**	63-120	1	25	
67-66-3	Chloroform	43.8	41.2	41.5	**94**	**95**	68-123	1	25	
109-99-9	Tetrahydrofuran (THF)	136	137	138	**101**	**101**	64-123	0	25	
107-06-2	1,2-Dichloroethane	51.4	47.2	47.8	**92**	**93**	65-128	1	25	
71-43-2	Benzene	63.9	62.2	62.6	**97**	**98**	69-119	1	25	
56-23-5	Carbon Tetrachloride	33.4	30.2	30.2	**90**	**90**	68-132	0	25	

Laboratory Control Sample percent recovery is verified and accepted based on the on-column result.
Reported results are shown in concentration units and as a result of the calculation, may vary slightly.
L = Laboratory control sample recovery outside the specified limits, results may be biased high.

ALS ENVIRONMENTAL

LABORATORY CONTROL SAMPLE / DUPLICATE LABORATORY CONTROL SAMPLE SUMMARY

Client: **EA Engineering, Science, and Technology, Inc.**
Client Sample ID: **Duplicate Lab Control Sample** ALS Project ID: P2102359
Client Project ID: **Kirtland AFB Bulk Fuels Facility / 62735DM02** ALS Sample ID: P210519-DLCS

Test Code: EPA TO-15 Date Collected: NA
Instrument ID: Tekmar AUTOCAN/Agilent 5975Cinert/6890N/MS16 Date Received: NA
Analyst: Lusine Hakobyan Date Analyzed: 5/19/21
Sampling Media: 1.0 L Silonite Summa Canister Volume(s) Analyzed: 0.125 Liter(s)
Test Notes:

CAS #	Compound	Spike Amount LCS / DLCS ppbV	Result LCS ppbV	Result DLCS ppbV	% Recovery LCS	% Recovery DLCS	DOD Acceptance Limits	RPD	RPD Limit	Data Qualifier
110-82-7	Cyclohexane	121	119	120	**98**	**99**	70-117	1	25	
75-27-4	Bromodichloromethane	31.4	29.9	30.1	**95**	**96**	72-128	1	25	
79-01-6	Trichloroethene	38.3	37.0	37.6	**97**	**98**	71-123	1	25	
123-91-1	1,4-Dioxane	57.7	61.4	61.5	**106**	**107**	71-122	0.9	25	
142-82-5	n-Heptane	51.3	50.9	51.3	**99**	**100**	69-123	1	25	
108-10-1	4-Methyl-2-pentanone	102	102	102	**100**	**100**	67-130	0	25	
108-88-3	Toluene	54.7	56.5	57.4	**103**	**105**	66-119	2	25	
591-78-6	2-Hexanone	98.7	106	108	**107**	**109**	62-128	2	25	
124-48-1	Dibromochloromethane	24.7	26.8	27.2	**109**	**110**	70-130	0.9	25	
106-93-4	1,2-Dibromoethane	27.1	29.7	30.3	**110**	**112**	74-122	2	25	
127-18-4	Tetrachloroethene	30.4	30.2	30.6	**99**	**101**	66-124	2	25	
100-41-4	Ethylbenzene	47.4	49.9	50.9	**105**	**107**	70-124	2	25	
179601-23-1	m,p-Xylenes	94.9	96.7	98.8	**102**	**104**	61-134	2	25	
75-25-2	Bromoform	20.1	22.8	23.2	**113**	**115**	66-139	2	25	
100-42-5	Styrene	48.4	53.9	55.0	**111**	**114**	73-127	3	25	
95-47-6	o-Xylene	47.4	49.6	50.5	**105**	**107**	67-125	2	25	
108-67-8	1,3,5-Trimethylbenzene	41.9	43.0	43.6	**103**	**104**	67-130	1	25	
95-63-6	1,2,4-Trimethylbenzene	41.5	42.6	43.2	**103**	**104**	66-132	1	25	
120-82-1	1,2,4-Trichlorobenzene	52.3	59.6	60.8	**114**	**116**	55-142	2	25	
91-20-3	Naphthalene	37.8	45.3	46.1	**120**	**122**	57-138	2	25	

Laboratory Control Sample percent recovery is verified and accepted based on the on-column result.
Reported results are shown in concentration units and as a result of the calculation, may vary slightly.

ALS ENVIRONMENTAL

RESULTS OF ANALYSIS

Client: **EA Engineering, Science, and Technology, Inc.**

Client Sample ID: **SV3-007-612** ALS Project ID: P2102359

Client Project ID: **Kirtland AFB Bulk Fuels Facility / 62735DM02** ALS Sample ID: P2102359-001

Test Code: EPA TO-15 Date Collected: 4/20/21

Instrument ID: Tekmar AUTOCAN/Agilent 5975Cinert/6890N/MS16 Date Received: 4/23/21

Analyst: Lusine Hakobyan Date Analyzed: 5/18 - 5/19/21

Sampling Media: 1.0 L Silonite Summa Canister Volume(s) Analyzed: 0.40 Liter(s)

Test Notes: 0.040 Liter(s)

Container ID: 1SS01337

Initial Pressure (psig): -3.99 Final Pressure (psig): 5.16

Container Dilution Factor: 1.85

CAS #	Compound	Result µg/m³	LOQ µg/m³	LOD µg/m³	MDL µg/m³	Data Qualifier
115-07-1	Propene	**170**	2.4	1.5	0.60	
75-71-8	Dichlorodifluoromethane (CFC 12)	**1.3**	2.4	1.5	0.40	**J**
74-87-3	Chloromethane	1.5	2.4	1.5	0.40	**U**
75-01-4	Vinyl Chloride	0.79	2.5	0.79	0.26	**U**
106-99-0	1,3-Butadiene	1.5	2.4	1.5	0.41	**U**
75-00-3	Chloroethane	1.5	2.4	1.5	0.31	**U**
64-17-5	Ethanol	**33**	25	3.8	1.7	
67-64-1	Acetone	**32**	24	12	5.6	
75-69-4	Trichlorofluoromethane	**1.1**	2.4	1.5	0.37	**J**
67-63-0	2-Propanol (Isopropyl Alcohol)	**1,600**	46	29	10	**D**
75-09-2	Methylene Chloride	1.5	2.4	1.5	0.69	**U**
76-13-1	Trichlorotrifluoroethane	**3.6**	2.5	0.79	0.35	
75-15-0	Carbon Disulfide	2.5	4.6	2.5	0.74	**U**
75-34-3	1,1-Dichloroethane	1.5	2.5	1.5	0.36	**U**
78-93-3	2-Butanone (MEK)	**11**	4.6	1.5	0.51	
141-78-6	Ethyl Acetate	3.0	4.6	3.0	1.3	**U**
110-54-3	n-Hexane	**360**	2.4	1.5	0.51	
67-66-3	Chloroform	**0.54**	2.5	0.79	0.33	**J**
109-99-9	Tetrahydrofuran (THF)	0.79	4.6	0.79	0.31	**U**
107-06-2	1,2-Dichloroethane	0.79	2.4	0.79	0.27	**U**
71-43-2	Benzene	**210**	2.4	0.79	0.36	
56-23-5	Carbon Tetrachloride	**0.76**	2.4	0.79	0.34	**J**

U = Undetected at the limit of detection: The associated data value is the limit of detection, adjusted by any dilution factor used in the analysis.
LOQ = Limit of Quantitation - The minimum quantity of a target analyte that can be confidently determined by the referenced method.
J = The result is an estimated concentration that is less than the LOQ but greater than or equal to the MDL.
D = The reported result is from a dilution.

ALS ENVIRONMENTAL

RESULTS OF ANALYSIS

Client: **EA Engineering, Science, and Technology, Inc.**

Client Sample ID: **SV3-007-612** ALS Project ID: P2102359

Client Project ID: **Kirtland AFB Bulk Fuels Facility / 62735DM02** ALS Sample ID: P2102359-001

Test Code: EPA TO-15 Date Collected: 4/20/21

Instrument ID: Tekmar AUTOCAN/Agilent 5975Cinert/6890N/MS16 Date Received: 4/23/21

Analyst: Lusine Hakobyan Date Analyzed: 5/18 - 5/19/21

Sampling Media: 1.0 L Silonite Summa Canister Volume(s) Analyzed: 0.40 Liter(s)

Test Notes: 0.040 Liter(s)

Container ID: 1SS01337

Initial Pressure (psig): -3.99 Final Pressure (psig): 5.16

Container Dilution Factor: 1.85

CAS #	Compound	Result µg/m³	LOQ µg/m³	LOD µg/m³	MDL µg/m³	Data Qualifier
110-82-7	Cyclohexane	**1,300**	46	16	6.9	**D**
75-27-4	Bromodichloromethane	0.79	2.4	0.79	0.36	**U**
79-01-6	Trichloroethene	0.79	2.4	0.79	0.33	**U**
123-91-1	1,4-Dioxane	0.79	2.4	0.79	0.29	**U**
142-82-5	n-Heptane	**180**	2.4	1.5	0.39	
108-10-1	4-Methyl-2-pentanone	**0.59**	4.6	0.79	0.34	**J**
108-88-3	Toluene	**700**	24	7.9	3.0	**D**
591-78-6	2-Hexanone	0.79	4.6	0.79	0.31	**U**
124-48-1	Dibromochloromethane	0.79	2.4	0.79	0.32	**U**
106-93-4	1,2-Dibromoethane	**6.6**	2.4	0.79	0.29	
127-18-4	Tetrachloroethene	0.79	2.4	0.79	0.32	**U**
100-41-4	Ethylbenzene	**91**	2.4	0.79	0.35	
179601-23-1	m,p-Xylenes	**170**	4.6	1.6	0.65	
75-25-2	Bromoform	1.5	2.5	1.5	0.51	**U**
100-42-5	Styrene	**0.73**	2.4	1.5	0.40	**J**
95-47-6	o-Xylene	**100**	2.5	0.79	0.36	
108-67-8	1,3,5-Trimethylbenzene	**28**	2.5	0.79	0.36	
95-63-6	1,2,4-Trimethylbenzene	**39**	2.4	0.79	0.34	
120-82-1	1,2,4-Trichlorobenzene	1.5	4.6	1.5	0.60	**U**
91-20-3	Naphthalene	**9.5**	2.4	1.4	0.60	
1330-20-7	Xylenes, Total	**270**	4.6	1.6	0.65	

U = Undetected at the limit of detection: The associated data value is the limit of detection, adjusted by any dilution factor used in the analysis.
LOQ = Limit of Quantitation - The minimum quantity of a target analyte that can be confidently determined by the referenced method.
J = The result is an estimated concentration that is less than the LOQ but greater than or equal to the MDL.
D = The reported result is from a dilution.

ALS ENVIRONMENTAL

RESULTS OF ANALYSIS

Client: **EA Engineering, Science, and Technology, Inc.**

Client Sample ID: **SV3-007-212** ALS Project ID: P2102359

Client Project ID: **Kirtland AFB Bulk Fuels Facility / 62735DM02** ALS Sample ID: P2102359-002

Test Code: EPA TO-15 Date Collected: 4/20/21

Instrument ID: Tekmar AUTOCAN/Agilent 5975Cinert/6890N/MS16 Date Received: 4/23/21

Analyst: Lusine Hakobyan Date Analyzed: 5/19/21

Sampling Media: 1.0 L Silonite Summa Canister Volume(s) Analyzed: 0.40 Liter(s)

Test Notes: 0.040 Liter(s)

Container ID: 1SS01299

Initial Pressure (psig): -3.46 Final Pressure (psig): 5.26

Container Dilution Factor: 1.78

CAS #	Compound	Result µg/m³	LOQ µg/m³	LOD µg/m³	MDL µg/m³	Data Qualifier
115-07-1	Propene	**5.5**	2.3	1.4	0.58	
75-71-8	Dichlorodifluoromethane (CFC 12)	**2.3**	2.3	1.4	0.39	
74-87-3	Chloromethane	1.4	2.3	1.4	0.38	**U**
75-01-4	Vinyl Chloride	0.76	2.4	0.76	0.25	**U**
106-99-0	1,3-Butadiene	1.4	2.3	1.4	0.39	**U**
75-00-3	Chloroethane	1.4	2.3	1.4	0.29	**U**
64-17-5	Ethanol	**32**	24	3.7	1.6	
67-64-1	Acetone	**24**	23	12	5.3	
75-69-4	Trichlorofluoromethane	**1.3**	2.3	1.4	0.36	**J**
67-63-0	2-Propanol (Isopropyl Alcohol)	**5.3**	4.5	2.8	0.98	
75-09-2	Methylene Chloride	1.4	2.3	1.4	0.67	**U**
76-13-1	Trichlorotrifluoroethane	**3.3**	2.4	0.76	0.34	
75-15-0	Carbon Disulfide	**1.7**	4.5	2.4	0.71	**J**
75-34-3	1,1-Dichloroethane	1.5	2.4	1.5	0.35	**U**
78-93-3	2-Butanone (MEK)	**14**	4.5	1.4	0.49	
141-78-6	Ethyl Acetate	2.9	4.5	2.9	1.2	**U**
110-54-3	n-Hexane	**320**	2.3	1.4	0.49	
67-66-3	Chloroform	**0.60**	2.4	0.76	0.32	**J**
109-99-9	Tetrahydrofuran (THF)	0.76	4.5	0.76	0.30	**U**
107-06-2	1,2-Dichloroethane	0.76	2.3	0.76	0.26	**U**
71-43-2	Benzene	**260**	2.3	0.76	0.34	
56-23-5	Carbon Tetrachloride	**0.78**	2.3	0.76	0.33	**J**

U = Undetected at the limit of detection: The associated data value is the limit of detection, adjusted by any dilution factor used in the analysis.
LOQ = Limit of Quantitation - The minimum quantity of a target analyte that can be confidently determined by the referenced method.
J = The result is an estimated concentration that is less than the LOQ but greater than or equal to the MDL.

ALS ENVIRONMENTAL

RESULTS OF ANALYSIS

Client: **EA Engineering, Science, and Technology, Inc.**
Client Sample ID: **SV3-007-212** ALS Project ID: P2102359
Client Project ID: **Kirtland AFB Bulk Fuels Facility / 62735DM02** ALS Sample ID: P2102359-002

Test Code: EPA TO-15 Date Collected: 4/20/21
Instrument ID: Tekmar AUTOCAN/Agilent 5975Cinert/6890N/MS16 Date Received: 4/23/21
Analyst: Lusine Hakobyan Date Analyzed: 5/19/21
Sampling Media: 1.0 L Silonite Summa Canister Volume(s) Analyzed: 0.40 Liter(s)
Test Notes: 0.040 Liter(s)
Container ID: 1SS01299

Initial Pressure (psig): -3.46 Final Pressure (psig): 5.26

Container Dilution Factor: 1.78

CAS #	Compound	Result µg/m³	LOQ µg/m³	LOD µg/m³	MDL µg/m³	Data Qualifier
110-82-7	Cyclohexane	**1,200**	45	15	6.7	**D**
75-27-4	Bromodichloromethane	0.76	2.3	0.76	0.34	**U**
79-01-6	Trichloroethene	0.76	2.3	0.76	0.32	**U**
123-91-1	1,4-Dioxane	0.76	2.3	0.76	0.28	**U**
142-82-5	n-Heptane	**160**	2.3	1.4	0.38	
108-10-1	4-Methyl-2-pentanone	**0.49**	4.5	0.76	0.32	**J**
108-88-3	Toluene	**840**	23	7.6	2.9	**D**
591-78-6	2-Hexanone	0.76	4.5	0.76	0.29	**U**
124-48-1	Dibromochloromethane	0.76	2.3	0.76	0.31	**U**
106-93-4	1,2-Dibromoethane	**6.8**	2.3	0.76	0.28	
127-18-4	Tetrachloroethene	0.76	2.3	0.76	0.31	**U**
100-41-4	Ethylbenzene	**110**	2.3	0.76	0.33	
179601-23-1	m,p-Xylenes	**190**	4.5	1.5	0.62	
75-25-2	Bromoform	1.4	2.4	1.4	0.49	**U**
100-42-5	Styrene	**0.65**	2.3	1.4	0.38	**J**
95-47-6	o-Xylene	**120**	2.4	0.76	0.34	
108-67-8	1,3,5-Trimethylbenzene	**29**	2.4	0.76	0.34	
95-63-6	1,2,4-Trimethylbenzene	**26**	2.3	0.76	0.33	
120-82-1	1,2,4-Trichlorobenzene	1.4	4.5	1.4	0.58	**U**
91-20-3	Naphthalene	**5.3**	2.3	1.4	0.58	
1330-20-7	Xylenes, Total	**310**	4.5	1.5	0.62	

U = Undetected at the limit of detection: The associated data value is the limit of detection, adjusted by any dilution factor used in the analysis.
LOQ = Limit of Quantitation - The minimum quantity of a target analyte that can be confidently determined by the referenced method.
J = The result is an estimated concentration that is less than the LOQ but greater than or equal to the MDL.
D = The reported result is from a dilution.

ALS ENVIRONMENTAL

RESULTS OF ANALYSIS

Client: **EA Engineering, Science, and Technology, Inc.**

Client Sample ID: **SV3-015-212** ALS Project ID: P2102359

Client Project ID: **Kirtland AFB Bulk Fuels Facility / 62735DM02** ALS Sample ID: P2102359-003

Test Code: EPA TO-15 Date Collected: 4/20/21

Instrument ID: Tekmar AUTOCAN/Agilent 5975Cinert/6890N/MS16 Date Received: 4/23/21

Analyst: Lusine Hakobyan Date Analyzed: 5/19/21

Sampling Media: 1.0 L Silonite Summa Canister Volume(s) Analyzed: 0.40 Liter(s)

Test Notes: 0.020 Liter(s)

Container ID: 1SS01164

Initial Pressure (psig): -2.86 Final Pressure (psig): 5.61

Container Dilution Factor: 1.72

CAS #	Compound	Result µg/m³	LOQ µg/m³	LOD µg/m³	MDL µg/m³	Data Qualifier
115-07-1	Propene	**4.0**	2.2	1.4	0.56	
75-71-8	Dichlorodifluoromethane (CFC 12)	1.4	2.2	1.4	0.37	**U**
74-87-3	Chloromethane	1.4	2.2	1.4	0.37	**U**
75-01-4	Vinyl Chloride	0.73	2.3	0.73	0.25	**U**
106-99-0	1,3-Butadiene	1.4	2.2	1.4	0.38	**U**
75-00-3	Chloroethane	1.4	2.2	1.4	0.28	**U**
64-17-5	Ethanol	**24**	23	3.6	1.6	
67-64-1	Acetone	**10**	22	12	5.2	**J**
75-69-4	Trichlorofluoromethane	**0.98**	2.2	1.4	0.35	**J**
67-63-0	2-Propanol (Isopropyl Alcohol)	**37**	4.3	2.7	0.95	
75-09-2	Methylene Chloride	1.4	2.2	1.4	0.65	**U**
76-13-1	Trichlorotrifluoroethane	**7.9**	2.3	0.73	0.33	
75-15-0	Carbon Disulfide	**0.97**	4.3	2.3	0.69	**J**
75-34-3	1,1-Dichloroethane	1.4	2.3	1.4	0.34	**U**
78-93-3	2-Butanone (MEK)	**6.0**	4.3	1.4	0.47	
141-78-6	Ethyl Acetate	**16**	4.3	2.8	1.2	
110-54-3	n-Hexane	**440**	45	28	9.5	**D**
67-66-3	Chloroform	0.73	2.3	0.73	0.31	**U**
109-99-9	Tetrahydrofuran (THF)	0.73	4.3	0.73	0.29	**U**
107-06-2	1,2-Dichloroethane	0.73	2.2	0.73	0.25	**U**
71-43-2	Benzene	**160**	2.2	0.73	0.33	
56-23-5	Carbon Tetrachloride	**1.4**	2.2	0.73	0.32	**J**

U = Undetected at the limit of detection: The associated data value is the limit of detection, adjusted by any dilution factor used in the analysis.
LOQ = Limit of Quantitation - The minimum quantity of a target analyte that can be confidently determined by the referenced method.
J = The result is an estimated concentration that is less than the LOQ but greater than or equal to the MDL.
D = The reported result is from a dilution.

ALS ENVIRONMENTAL

RESULTS OF ANALYSIS

Client: **EA Engineering, Science, and Technology, Inc.**
Client Sample ID: **SV3-015-212** ALS Project ID: P2102359
Client Project ID: **Kirtland AFB Bulk Fuels Facility / 62735DM02** ALS Sample ID: P2102359-003

Test Code: EPA TO-15 Date Collected: 4/20/21
Instrument ID: Tekmar AUTOCAN/Agilent 5975Cinert/6890N/MS16 Date Received: 4/23/21
Analyst: Lusine Hakobyan Date Analyzed: 5/19/21
Sampling Media: 1.0 L Silonite Summa Canister Volume(s) Analyzed: 0.40 Liter(s)
Test Notes: 0.020 Liter(s)
Container ID: 1SS01164

Initial Pressure (psig): -2.86 Final Pressure (psig): 5.61

Container Dilution Factor: 1.72

CAS #	Compound	Result µg/m³	LOQ µg/m³	LOD µg/m³	MDL µg/m³	Data Qualifier
110-82-7	Cyclohexane	**2,800**	86	29	13	**D**
75-27-4	Bromodichloromethane	0.73	2.2	0.73	0.33	**U**
79-01-6	Trichloroethene	0.73	2.2	0.73	0.31	**U**
123-91-1	1,4-Dioxane	0.73	2.2	0.73	0.27	**U**
142-82-5	n-Heptane	**320**	2.2	1.4	0.37	
108-10-1	4-Methyl-2-pentanone	0.73	4.3	0.73	0.31	**U**
108-88-3	Toluene	**420**	45	15	5.6	**D**
591-78-6	2-Hexanone	0.73	4.3	0.73	0.28	**U**
124-48-1	Dibromochloromethane	0.73	2.2	0.73	0.30	**U**
106-93-4	1,2-Dibromoethane	**12**	2.2	0.73	0.27	
127-18-4	Tetrachloroethene	**0.55**	2.2	0.73	0.30	**J**
100-41-4	Ethylbenzene	**58**	2.2	0.73	0.32	
179601-23-1	m,p-Xylenes	**120**	4.3	1.5	0.60	
75-25-2	Bromoform	1.4	2.3	1.4	0.47	**U**
100-42-5	Styrene	1.4	2.2	1.4	0.37	**U**
95-47-6	o-Xylene	**56**	2.3	0.73	0.33	
108-67-8	1,3,5-Trimethylbenzene	**13**	2.3	0.73	0.33	
95-63-6	1,2,4-Trimethylbenzene	**17**	2.2	0.73	0.32	
120-82-1	1,2,4-Trichlorobenzene	1.4	4.3	1.4	0.56	**U**
91-20-3	Naphthalene	**2.7**	2.2	1.3	0.56	
1330-20-7	Xylenes, Total	**170**	4.3	1.5	0.60	

U = Undetected at the limit of detection: The associated data value is the limit of detection, adjusted by any dilution factor used in the analysis.
LOQ = Limit of Quantitation - The minimum quantity of a target analyte that can be confidently determined by the referenced method.
J = The result is an estimated concentration that is less than the LOQ but greater than or equal to the MDL.
D = The reported result is from a dilution.

ALS ENVIRONMENTAL

RESULTS OF ANALYSIS

Client: **EA Engineering, Science, and Technology, Inc.**
Client Sample ID: **SV3-272-212** ALS Project ID: P2102359
Client Project ID: **Kirtland AFB Bulk Fuels Facility / 62735DM02** ALS Sample ID: P2102359-004

Test Code: EPA TO-15 Date Collected: 4/20/21
Instrument ID: Tekmar AUTOCAN/Agilent 5975Cinert/6890N/MS16 Date Received: 4/23/21
Analyst: Lusine Hakobyan Date Analyzed: 5/19/21
Sampling Media: 1.0 L Silonite Summa Canister Volume(s) Analyzed: 0.40 Liter(s)
Test Notes: 0.040 Liter(s)
Container ID: 1SS01202

Initial Pressure (psig): -1.12 Final Pressure (psig): 5.73

Container Dilution Factor: 1.50

CAS #	Compound	Result µg/m³	LOQ µg/m³	LOD µg/m³	MDL µg/m³	Data Qualifier
115-07-1	Propene	**53**	2.0	1.2	0.49	
75-71-8	Dichlorodifluoromethane (CFC 12)	**1.6**	2.0	1.2	0.33	**J**
74-87-3	Chloromethane	**0.38**	2.0	1.2	0.32	**J**
75-01-4	Vinyl Chloride	0.64	2.0	0.64	0.21	**U**
106-99-0	1,3-Butadiene	1.2	2.0	1.2	0.33	**U**
75-00-3	Chloroethane	1.2	2.0	1.2	0.25	**U**
64-17-5	Ethanol	**28**	20	3.1	1.4	
67-64-1	Acetone	**330**	20	10	4.5	
75-69-4	Trichlorofluoromethane	**0.84**	1.9	1.2	0.30	**J**
67-63-0	2-Propanol (Isopropyl Alcohol)	**160**	3.8	2.4	0.83	
75-09-2	Methylene Chloride	1.2	2.0	1.2	0.56	**U**
76-13-1	Trichlorotrifluoroethane	**0.41**	2.0	0.64	0.29	**J**
75-15-0	Carbon Disulfide	**2.6**	3.8	2.0	0.60	**J**
75-34-3	1,1-Dichloroethane	1.2	2.0	1.2	0.29	**U**
78-93-3	2-Butanone (MEK)	**62**	3.8	1.2	0.41	
141-78-6	Ethyl Acetate	2.4	3.8	2.4	1.1	**U**
110-54-3	n-Hexane	**27**	2.0	1.2	0.41	
67-66-3	Chloroform	0.64	2.0	0.64	0.27	**U**
109-99-9	Tetrahydrofuran (THF)	**0.26**	3.8	0.64	0.25	**J**
107-06-2	1,2-Dichloroethane	0.64	2.0	0.64	0.22	**U**
71-43-2	Benzene	**200**	2.0	0.64	0.29	
56-23-5	Carbon Tetrachloride	**0.28**	1.9	0.64	0.28	**J**

U = Undetected at the limit of detection: The associated data value is the limit of detection, adjusted by any dilution factor used in the analysis.
LOQ = Limit of Quantitation - The minimum quantity of a target analyte that can be confidently determined by the referenced method.
J = The result is an estimated concentration that is less than the LOQ but greater than or equal to the MDL.

ALS ENVIRONMENTAL

RESULTS OF ANALYSIS

Client: **EA Engineering, Science, and Technology, Inc.**

Client Sample ID: **SV3-272-212** ALS Project ID: P2102359

Client Project ID: **Kirtland AFB Bulk Fuels Facility / 62735DM02** ALS Sample ID: P2102359-004

Test Code: EPA TO-15 Date Collected: 4/20/21

Instrument ID: Tekmar AUTOCAN/Agilent 5975Cinert/6890N/MS16 Date Received: 4/23/21

Analyst: Lusine Hakobyan Date Analyzed: 5/19/21

Sampling Media: 1.0 L Silonite Summa Canister Volume(s) Analyzed: 0.40 Liter(s)

Test Notes: 0.040 Liter(s)

Container ID: 1SS01202

Initial Pressure (psig): -1.12 Final Pressure (psig): 5.73

Container Dilution Factor: 1.50

CAS #	Compound	Result µg/m³	LOQ µg/m³	LOD µg/m³	MDL µg/m³	Data Qualifier
110-82-7	Cyclohexane	**64**	3.8	1.3	0.56	
75-27-4	Bromodichloromethane	0.64	2.0	0.64	0.29	**U**
79-01-6	Trichloroethene	0.64	1.9	0.64	0.27	**U**
123-91-1	1,4-Dioxane	0.64	2.0	0.64	0.24	**U**
142-82-5	n-Heptane	**89**	2.0	1.2	0.32	
108-10-1	4-Methyl-2-pentanone	**3.1**	3.8	0.64	0.27	**J**
108-88-3	Toluene	**930**	20	6.4	2.4	**D**
591-78-6	2-Hexanone	0.64	3.8	0.64	0.25	**U**
124-48-1	Dibromochloromethane	0.64	2.0	0.64	0.26	**U**
106-93-4	1,2-Dibromoethane	**17**	2.0	0.64	0.23	
127-18-4	Tetrachloroethene	0.64	2.0	0.64	0.26	**U**
100-41-4	Ethylbenzene	**88**	2.0	0.64	0.28	
179601-23-1	m,p-Xylenes	**250**	3.8	1.3	0.53	
75-25-2	Bromoform	1.2	2.0	1.2	0.41	**U**
100-42-5	Styrene	**0.44**	2.0	1.2	0.32	**J**
95-47-6	o-Xylene	**71**	2.0	0.64	0.29	
108-67-8	1,3,5-Trimethylbenzene	**13**	2.0	0.64	0.29	
95-63-6	1,2,4-Trimethylbenzene	**37**	2.0	0.64	0.28	
120-82-1	1,2,4-Trichlorobenzene	1.2	3.8	1.2	0.49	**U**
91-20-3	Naphthalene	**11**	2.0	1.2	0.49	
1330-20-7	Xylenes, Total	**320**	3.8	1.3	0.53	

U = Undetected at the limit of detection: The associated data value is the limit of detection, adjusted by any dilution factor used in the analysis.
LOQ = Limit of Quantitation - The minimum quantity of a target analyte that can be confidently determined by the referenced method.
J = The result is an estimated concentration that is less than the LOQ but greater than or equal to the MDL.
D = The reported result is from a dilution.

ALS ENVIRONMENTAL

RESULTS OF ANALYSIS

Client: **EA Engineering, Science, and Technology, Inc.**
Client Sample ID: **Method Blank** ALS Project ID: P2102359
Client Project ID: **Kirtland AFB Bulk Fuels Facility / 62735DM02** ALS Sample ID: P210518-MB

Test Code: EPA TO-15 Date Collected: NA
Instrument ID: Tekmar AUTOCAN/Agilent 5975Cinert/6890N/MS16 Date Received: NA
Analyst: Lusine Hakobyan Date Analyzed: 5/18/21
Sampling Media: 1.0 L Silonite Summa Canister Volume(s) Analyzed: 1.00 Liter(s)
Test Notes:

Container Dilution Factor: 1.00

CAS #	Compound	Result µg/m³	LOQ µg/m³	LOD µg/m³	MDL µg/m³	Data Qualifier
115-07-1	Propene	0.32	0.52	0.32	0.13	**U**
75-71-8	Dichlorodifluoromethane (CFC 12)	0.32	0.52	0.32	0.087	**U**
74-87-3	Chloromethane	0.32	0.52	0.32	0.086	**U**
75-01-4	Vinyl Chloride	0.17	0.53	0.17	0.057	**U**
106-99-0	1,3-Butadiene	0.32	0.52	0.32	0.088	**U**
75-00-3	Chloroethane	0.32	0.52	0.32	0.066	**U**
64-17-5	Ethanol	0.83	5.3	0.83	0.37	**U**
67-64-1	Acetone	2.7	5.2	2.7	1.2	**U**
75-69-4	Trichlorofluoromethane	0.32	0.51	0.32	0.081	**U**
67-63-0	2-Propanol (Isopropyl Alcohol)	0.63	1.0	0.63	0.22	**U**
75-09-2	Methylene Chloride	0.32	0.52	0.32	0.15	**U**
76-13-1	Trichlorotrifluoroethane	0.17	0.53	0.17	0.076	**U**
75-15-0	Carbon Disulfide	0.54	1.0	0.54	0.16	**U**
75-34-3	1,1-Dichloroethane	0.33	0.54	0.33	0.078	**U**
78-93-3	2-Butanone (MEK)	0.32	1.0	0.32	0.11	**U**
141-78-6	Ethyl Acetate	0.65	1.0	0.65	0.28	**U**
110-54-3	n-Hexane	0.32	0.52	0.32	0.11	**U**
67-66-3	Chloroform	0.17	0.53	0.17	0.071	**U**
109-99-9	Tetrahydrofuran (THF)	0.17	1.0	0.17	0.067	**U**
107-06-2	1,2-Dichloroethane	0.17	0.52	0.17	0.059	**U**
71-43-2	Benzene	0.17	0.52	0.17	0.077	**U**
56-23-5	Carbon Tetrachloride	0.17	0.51	0.17	0.074	**U**

U = Undetected at the limit of detection: The associated data value is the limit of detection, adjusted by any dilution factor used in the analysis.
LOQ = Limit of Quantitation - The minimum quantity of a target analyte that can be confidently determined by the referenced method.

ALS ENVIRONMENTAL

RESULTS OF ANALYSIS

Client: **EA Engineering, Science, and Technology, Inc.**
Client Sample ID: **Method Blank** ALS Project ID: P2102359
Client Project ID: **Kirtland AFB Bulk Fuels Facility / 62735DM02** ALS Sample ID: P210518-MB

Test Code: EPA TO-15 Date Collected: NA
Instrument ID: Tekmar AUTOCAN/Agilent 5975Cinert/6890N/MS16 Date Received: NA
Analyst: Lusine Hakobyan Date Analyzed: 5/18/21
Sampling Media: 1.0 L Silonite Summa Canister Volume(s) Analyzed: 1.00 Liter(s)
Test Notes:

Container Dilution Factor: 1.00

CAS #	Compound	Result µg/m³	LOQ µg/m³	LOD µg/m³	MDL µg/m³	Data Qualifier
110-82-7	Cyclohexane	0.34	1.0	0.34	0.15	U
75-27-4	Bromodichloromethane	0.17	0.52	0.17	0.077	U
79-01-6	Trichloroethene	0.17	0.51	0.17	0.072	U
123-91-1	1,4-Dioxane	0.17	0.52	0.17	0.063	U
142-82-5	n-Heptane	0.32	0.52	0.32	0.085	U
108-10-1	4-Methyl-2-pentanone	0.17	1.0	0.17	0.073	U
108-88-3	Toluene	0.17	0.52	0.17	0.065	U
591-78-6	2-Hexanone	0.17	1.0	0.17	0.066	U
124-48-1	Dibromochloromethane	0.17	0.52	0.17	0.070	U
106-93-4	1,2-Dibromoethane	0.17	0.52	0.17	0.062	U
127-18-4	Tetrachloroethene	0.17	0.52	0.17	0.069	U
100-41-4	Ethylbenzene	0.17	0.52	0.17	0.075	U
179601-23-1	m,p-Xylenes	0.34	1.0	0.34	0.14	U
75-25-2	Bromoform	0.32	0.53	0.32	0.11	U
100-42-5	Styrene	0.32	0.52	0.32	0.086	U
95-47-6	o-Xylene	0.17	0.53	0.17	0.077	U
108-67-8	1,3,5-Trimethylbenzene	0.17	0.53	0.17	0.077	U
95-63-6	1,2,4-Trimethylbenzene	0.17	0.52	0.17	0.074	U
120-82-1	1,2,4-Trichlorobenzene	0.32	1.0	0.32	0.13	U
91-20-3	Naphthalene	0.31	0.52	0.31	0.13	U
1330-20-7	Xylenes, Total	0.34	1.0	0.34	0.14	U

U = Undetected at the limit of detection: The associated data value is the limit of detection, adjusted by any dilution factor used in the analysis.
LOQ = Limit of Quantitation - The minimum quantity of a target analyte that can be confidently determined by the referenced method.

ALS ENVIRONMENTAL

RESULTS OF ANALYSIS

Client: **EA Engineering, Science, and Technology, Inc.**
Client Sample ID: **Method Blank** ALS Project ID: P2102359
Client Project ID: **Kirtland AFB Bulk Fuels Facility / 62735DM02** ALS Sample ID: P210519-MB

Test Code: EPA TO-15 Date Collected: NA
Instrument ID: Tekmar AUTOCAN/Agilent 5975Cinert/6890N/MS16 Date Received: NA
Analyst: Lusine Hakobyan Date Analyzed: 5/19/21
Sampling Media: 1.0 L Silonite Summa Canister Volume(s) Analyzed: 1.00 Liter(s)
Test Notes:

Container Dilution Factor: 1.00

CAS #	Compound	Result µg/m³	LOQ µg/m³	LOD µg/m³	MDL µg/m³	Data Qualifier
115-07-1	Propene	0.32	0.52	0.32	0.13	**U**
75-71-8	Dichlorodifluoromethane (CFC 12)	0.32	0.52	0.32	0.087	**U**
74-87-3	Chloromethane	0.32	0.52	0.32	0.086	**U**
75-01-4	Vinyl Chloride	0.17	0.53	0.17	0.057	**U**
106-99-0	1,3-Butadiene	0.32	0.52	0.32	0.088	**U**
75-00-3	Chloroethane	0.32	0.52	0.32	0.066	**U**
64-17-5	Ethanol	**0.38**	5.3	0.83	0.37	**J**
67-64-1	Acetone	2.7	5.2	2.7	1.2	**U**
75-69-4	Trichlorofluoromethane	0.32	0.51	0.32	0.081	**U**
67-63-0	2-Propanol (Isopropyl Alcohol)	0.63	1.0	0.63	0.22	**U**
75-09-2	Methylene Chloride	0.32	0.52	0.32	0.15	**U**
76-13-1	Trichlorotrifluoroethane	0.17	0.53	0.17	0.076	**U**
75-15-0	Carbon Disulfide	0.54	1.0	0.54	0.16	**U**
75-34-3	1,1-Dichloroethane	0.33	0.54	0.33	0.078	**U**
78-93-3	2-Butanone (MEK)	0.32	1.0	0.32	0.11	**U**
141-78-6	Ethyl Acetate	0.65	1.0	0.65	0.28	**U**
110-54-3	n-Hexane	0.32	0.52	0.32	0.11	**U**
67-66-3	Chloroform	0.17	0.53	0.17	0.071	**U**
109-99-9	Tetrahydrofuran (THF)	0.17	1.0	0.17	0.067	**U**
107-06-2	1,2-Dichloroethane	0.17	0.52	0.17	0.059	**U**
71-43-2	Benzene	0.17	0.52	0.17	0.077	**U**
56-23-5	Carbon Tetrachloride	0.17	0.51	0.17	0.074	**U**

U = Undetected at the limit of detection: The associated data value is the limit of detection, adjusted by any dilution factor used in the analysis.
LOQ = Limit of Quantitation - The minimum quantity of a target analyte that can be confidently determined by the referenced method.
J = The result is an estimated concentration that is less than the LOQ but greater than or equal to the MDL.

ALS ENVIRONMENTAL

RESULTS OF ANALYSIS

Client: **EA Engineering, Science, and Technology, Inc.**
Client Sample ID: **Method Blank** ALS Project ID: P2102359
Client Project ID: **Kirtland AFB Bulk Fuels Facility / 62735DM02** ALS Sample ID: P210519-MB

Test Code: EPA TO-15 Date Collected: NA
Instrument ID: Tekmar AUTOCAN/Agilent 5975Cinert/6890N/MS16 Date Received: NA
Analyst: Lusine Hakobyan Date Analyzed: 5/19/21
Sampling Media: 1.0 L Silonite Summa Canister Volume(s) Analyzed: 1.00 Liter(s)
Test Notes:

Container Dilution Factor: 1.00

CAS #	Compound	Result µg/m³	LOQ µg/m³	LOD µg/m³	MDL µg/m³	Data Qualifier
110-82-7	Cyclohexane	0.34	1.0	0.34	0.15	U
75-27-4	Bromodichloromethane	0.17	0.52	0.17	0.077	U
79-01-6	Trichloroethene	0.17	0.51	0.17	0.072	U
123-91-1	1,4-Dioxane	0.17	0.52	0.17	0.063	U
142-82-5	n-Heptane	0.32	0.52	0.32	0.085	U
108-10-1	4-Methyl-2-pentanone	0.17	1.0	0.17	0.073	U
108-88-3	Toluene	0.17	0.52	0.17	0.065	U
591-78-6	2-Hexanone	0.17	1.0	0.17	0.066	U
124-48-1	Dibromochloromethane	0.17	0.52	0.17	0.070	U
106-93-4	1,2-Dibromoethane	0.17	0.52	0.17	0.062	U
127-18-4	Tetrachloroethene	0.17	0.52	0.17	0.069	U
100-41-4	Ethylbenzene	0.17	0.52	0.17	0.075	U
179601-23-1	m,p-Xylenes	0.34	1.0	0.34	0.14	U
75-25-2	Bromoform	0.32	0.53	0.32	0.11	U
100-42-5	Styrene	0.32	0.52	0.32	0.086	U
95-47-6	o-Xylene	0.17	0.53	0.17	0.077	U
108-67-8	1,3,5-Trimethylbenzene	0.17	0.53	0.17	0.077	U
95-63-6	1,2,4-Trimethylbenzene	0.17	0.52	0.17	0.074	U
120-82-1	1,2,4-Trichlorobenzene	0.32	1.0	0.32	0.13	U
91-20-3	Naphthalene	0.31	0.52	0.31	0.13	U
1330-20-7	Xylenes, Total	0.34	1.0	0.34	0.14	U

U = Undetected at the limit of detection: The associated data value is the limit of detection, adjusted by any dilution factor used in the analysis.
LOQ = Limit of Quantitation - The minimum quantity of a target analyte that can be confidently determined by the referenced method.

ALS ENVIRONMENTAL

SURROGATE SPIKE RECOVERY RESULTS

Client: **EA Engineering, Science, and Technology, Inc.**
Client Project ID: **Kirtland AFB Bulk Fuels Facility / 62735DM02** ALS Project ID: P2102359

Test Code: EPA TO-15
Instrument ID: Tekmar AUTOCAN/Agilent 5975Cinert/6890N/MS16 Date(s) Collected: 4/20/21
Analyst: Lusine Hakobyan Date(s) Received: 4/23/21
Sampling Media: 1.0 L Silonite Summa Canister(s) Date(s) Analyzed: 5/18 - 5/19/21
Test Notes:

Client Sample ID	ALS Sample ID	1,2-Dichloroethane-d4 Percent Recovered	Toluene-d8 Percent Recovered	Bromofluorobenzene Percent Recovered	Acceptance Limits	Data Qualifier
Method Blank	P210518-MB	**95**	**107**	**103**	70-130	
Method Blank	P210519-MB	**93**	**109**	**105**	70-130	
Lab Control Sample	P210518-LCS	**96**	**106**	**104**	70-130	
Lab Control Sample	P210519-LCS	**93**	**108**	**106**	70-130	
Duplicate Lab Control Sample	P210518-DLCS	**95**	**106**	**105**	70-130	
Duplicate Lab Control Sample	P210519-DLCS	**93**	**109**	**107**	70-130	
SV3-007-612	P2102359-001	**94**	**98**	**103**	70-130	
SV3-007-212	P2102359-002	**93**	**98**	**101**	70-130	
SV3-015-212	P2102359-003	**97**	**93**	**98**	70-130	
SV3-272-212	P2102359-004	**90**	**108**	**109**	70-130	

Surrogate percent recovery is verified and accepted based on the on-column result.
Reported results are shown in concentration units and as a result of the calculation, may vary slightly from the on-column percent recovery.

ALS ENVIRONMENTAL

LABORATORY CONTROL SAMPLE / DUPLICATE LABORATORY CONTROL SAMPLE SUMMARY

Client: **EA Engineering, Science, and Technology, Inc.**
Client Sample ID: **Duplicate Lab Control Sample** — ALS Project ID: P2102359
Client Project ID: **Kirtland AFB Bulk Fuels Facility / 62735DM02** — ALS Sample ID: P210518-DLCS

Test Code: EPA TO-15 — Date Collected: NA
Instrument ID: Tekmar AUTOCAN/Agilent 5975Cinert/6890N/MS16 — Date Received: NA
Analyst: Lusine Hakobyan — Date Analyzed: 5/18/21
Sampling Media: 1.0 L Silonite Summa Canister — Volume(s) Analyzed: 0.125 Liter(s)
Test Notes:

CAS #	Compound	Spike Amount LCS / DLCS µg/m³	Result LCS µg/m³	Result DLCS µg/m³	% Recovery LCS	% Recovery DLCS	DOD Acceptance Limits	RPD	RPD Limit	Data Qualifier
115-07-1	Propene	210	209	204	**100**	**97**	57-136	3	25	
75-71-8	Dichlorodifluoromethane (CFC 12)	210	201	194	**96**	**92**	59-128	4	25	
74-87-3	Chloromethane	206	183	168	**89**	**82**	59-132	8	25	
75-01-4	Vinyl Chloride	208	209	207	**100**	**100**	64-127	0	25	
106-99-0	1,3-Butadiene	210	208	202	**99**	**96**	66-134	3	25	
75-00-3	Chloroethane	204	203	202	**100**	**99**	63-127	1	25	
64-17-5	Ethanol	998	909	893	**91**	**89**	59-125	2	25	
67-64-1	Acetone	1,030	948	927	**92**	**90**	58-128	2	25	
75-69-4	Trichlorofluoromethane	204	195	191	**96**	**94**	62-126	2	25	
67-63-0	2-Propanol (Isopropyl Alcohol)	408	370	361	**91**	**88**	52-125	3	25	
75-09-2	Methylene Chloride	208	208	205	**100**	**99**	62-115	1	25	
76-13-1	Trichlorotrifluoroethane	214	208	207	**97**	**97**	66-126	0	25	
75-15-0	Carbon Disulfide	428	435	431	**102**	**101**	57-134	1	25	
75-34-3	1,1-Dichloroethane	212	207	203	**98**	**96**	68-126	2	25	
78-93-3	2-Butanone (MEK)	412	424	421	**103**	**102**	67-130	1	25	
141-78-6	Ethyl Acetate	422	562	560	**133**	**133**	65-128	0	25	**L**
110-54-3	n-Hexane	212	198	196	**93**	**92**	63-120	1	25	
67-66-3	Chloroform	214	206	203	**96**	**95**	68-123	1	25	
109-99-9	Tetrahydrofuran (THF)	400	396	395	**99**	**99**	64-123	0	25	
107-06-2	1,2-Dichloroethane	208	201	198	**97**	**95**	65-128	2	25	
71-43-2	Benzene	204	197	197	**97**	**97**	69-119	0	25	
56-23-5	Carbon Tetrachloride	210	199	196	**95**	**93**	68-132	2	25	

Laboratory Control Sample percent recovery is verified and accepted based on the on-column result.
Reported results are shown in concentration units and as a result of the calculation, may vary slightly.
L = Laboratory control sample recovery outside the specified limits, results may be biased high.

ALS ENVIRONMENTAL

LABORATORY CONTROL SAMPLE / DUPLICATE LABORATORY CONTROL SAMPLE SUMMARY

Client: **EA Engineering, Science, and Technology, Inc.**
Client Sample ID: **Duplicate Lab Control Sample** ALS Project ID: P2102359
Client Project ID: **Kirtland AFB Bulk Fuels Facility / 62735DM02** ALS Sample ID: P210518-DLCS

Test Code: EPA TO-15 Date Collected: NA
Instrument ID: Tekmar AUTOCAN/Agilent 5975Cinert/6890N/MS16 Date Received: NA
Analyst: Lusine Hakobyan Date Analyzed: 5/18/21
Sampling Media: 1.0 L Silonite Summa Canister Volume(s) Analyzed: 0.125 Liter(s)
Test Notes:

CAS #	Compound	Spike Amount LCS / DLCS µg/m³	Result LCS µg/m³	Result DLCS µg/m³	% Recovery LCS	% Recovery DLCS	DOD Acceptance Limits	RPD	RPD Limit	Data Qualifier
110-82-7	Cyclohexane	416	414	412	**100**	**99**	70-117	1	25	
75-27-4	Bromodichloromethane	210	206	203	**98**	**97**	72-128	1	25	
79-01-6	Trichloroethene	206	202	202	**98**	**98**	71-123	0	25	
123-91-1	1,4-Dioxane	208	220	219	**106**	**105**	71-122	0.9	25	
142-82-5	n-Heptane	210	209	207	**100**	**99**	69-123	1	25	
108-10-1	4-Methyl-2-pentanone	416	424	420	**102**	**101**	67-130	1	25	
108-88-3	Toluene	206	210	209	**102**	**101**	66-119	1	25	
591-78-6	2-Hexanone	404	421	417	**104**	**103**	62-128	1	25	
124-48-1	Dibromochloromethane	210	230	230	**110**	**110**	70-130	0	25	
106-93-4	1,2-Dibromoethane	208	229	228	**110**	**110**	74-122	0	25	
127-18-4	Tetrachloroethene	206	206	203	**100**	**99**	66-124	1	25	
100-41-4	Ethylbenzene	206	216	214	**105**	**104**	70-124	1	25	
179601-23-1	m,p-Xylenes	412	420	416	**102**	**101**	61-134	1	25	
75-25-2	Bromoform	208	237	237	**114**	**114**	66-139	0	25	
100-42-5	Styrene	206	216	215	**105**	**104**	73-127	1	25	
95-47-6	o-Xylene	206	215	214	**104**	**104**	67-125	0	25	
108-67-8	1,3,5-Trimethylbenzene	206	213	211	**103**	**102**	67-130	1	25	
95-63-6	1,2,4-Trimethylbenzene	204	214	212	**105**	**104**	66-132	1	25	
120-82-1	1,2,4-Trichlorobenzene	388	397	395	**102**	**102**	55-142	0	25	
91-20-3	Naphthalene	198	208	209	**105**	**106**	57-138	0.9	25	

Laboratory Control Sample percent recovery is verified and accepted based on the on-column result.
Reported results are shown in concentration units and as a result of the calculation, may vary slightly.

ALS ENVIRONMENTAL

LABORATORY CONTROL SAMPLE / DUPLICATE LABORATORY CONTROL SAMPLE SUMMARY

Client: **EA Engineering, Science, and Technology, Inc.**
Client Sample ID: **Duplicate Lab Control Sample** — ALS Project ID: P2102359
Client Project ID: **Kirtland AFB Bulk Fuels Facility / 62735DM02** — ALS Sample ID: P210519-DLCS

Test Code: EPA TO-15 — Date Collected: NA
Instrument ID: Tekmar AUTOCAN/Agilent 5975Cinert/6890N/MS16 — Date Received: NA
Analyst: Lusine Hakobyan — Date Analyzed: 5/19/21
Sampling Media: 1.0 L Silonite Summa Canister — Volume(s) Analyzed: 0.125 Liter(s)
Test Notes:

CAS #	Compound	Spike Amount LCS / DLCS µg/m³	Result LCS µg/m³	Result DLCS µg/m³	% Recovery LCS	% Recovery DLCS	DOD Acceptance Limits	RPD	RPD Limit	Data Qualifier
115-07-1	Propene	210	201	202	**96**	**96**	57-136	0	25	
75-71-8	Dichlorodifluoromethane (CFC 12)	210	192	191	**91**	**91**	59-128	0	25	
74-87-3	Chloromethane	206	168	166	**82**	**81**	59-132	1	25	
75-01-4	Vinyl Chloride	208	198	199	**95**	**96**	64-127	1	25	
106-99-0	1,3-Butadiene	210	193	193	**92**	**92**	66-134	0	25	
75-00-3	Chloroethane	204	203	206	**100**	**101**	63-127	1	25	
64-17-5	Ethanol	998	882	889	**88**	**89**	59-125	1	25	
67-64-1	Acetone	1,030	938	944	**91**	**92**	58-128	1	25	
75-69-4	Trichlorofluoromethane	204	186	187	**91**	**92**	62-126	1	25	
67-63-0	2-Propanol (Isopropyl Alcohol)	408	355	353	**87**	**87**	52-125	0	25	
75-09-2	Methylene Chloride	208	209	211	**100**	**101**	62-115	1	25	
76-13-1	Trichlorotrifluoroethane	214	205	208	**96**	**97**	66-126	1	25	
75-15-0	Carbon Disulfide	428	433	439	**101**	**103**	57-134	2	25	
75-34-3	1,1-Dichloroethane	212	204	206	**96**	**97**	68-126	1	25	
78-93-3	2-Butanone (MEK)	412	449	458	**109**	**111**	67-130	2	25	
141-78-6	Ethyl Acetate	422	557	564	**132**	**134**	65-128	2	25	**L**
110-54-3	n-Hexane	212	195	196	**92**	**92**	63-120	0	25	
67-66-3	Chloroform	214	201	203	**94**	**95**	68-123	1	25	
109-99-9	Tetrahydrofuran (THF)	400	402	408	**101**	**102**	64-123	1	25	
107-06-2	1,2-Dichloroethane	208	191	193	**92**	**93**	65-128	1	25	
71-43-2	Benzene	204	199	200	**98**	**98**	69-119	0	25	
56-23-5	Carbon Tetrachloride	210	190	190	**90**	**90**	68-132	0	25	

Laboratory Control Sample percent recovery is verified and accepted based on the on-column result.
Reported results are shown in concentration units and as a result of the calculation, may vary slightly.
L = Laboratory control sample recovery outside the specified limits, results may be biased high.

ALS ENVIRONMENTAL

LABORATORY CONTROL SAMPLE / DUPLICATE LABORATORY CONTROL SAMPLE SUMMARY

Client: **EA Engineering, Science, and Technology, Inc.**
Client Sample ID: **Duplicate Lab Control Sample** ALS Project ID: P2102359
Client Project ID: **Kirtland AFB Bulk Fuels Facility / 62735DM02** ALS Sample ID: P210519-DLCS

Test Code: EPA TO-15 Date Collected: NA
Instrument ID: Tekmar AUTOCAN/Agilent 5975Cinert/6890N/MS16 Date Received: NA
Analyst: Lusine Hakobyan Date Analyzed: 5/19/21
Sampling Media: 1.0 L Silonite Summa Canister Volume(s) Analyzed: 0.125 Liter(s)
Test Notes:

CAS #	Compound	Spike Amount LCS / DLCS µg/m³	Result LCS µg/m³	Result DLCS µg/m³	% Recovery LCS	% Recovery DLCS	DOD Acceptance Limits	RPD	RPD Limit	Data Qualifier
110-82-7	Cyclohexane	416	411	413	**99**	**99**	70-117	0	25	
75-27-4	Bromodichloromethane	210	200	202	**95**	**96**	72-128	1	25	
79-01-6	Trichloroethene	206	199	202	**97**	**98**	71-123	1	25	
123-91-1	1,4-Dioxane	208	221	221	**106**	**106**	71-122	0	25	
142-82-5	n-Heptane	210	209	210	**100**	**100**	69-123	0	25	
108-10-1	4-Methyl-2-pentanone	416	417	419	**100**	**101**	67-130	1	25	
108-88-3	Toluene	206	213	216	**103**	**105**	66-119	2	25	
591-78-6	2-Hexanone	404	434	441	**107**	**109**	62-128	2	25	
124-48-1	Dibromochloromethane	210	228	231	**109**	**110**	70-130	0.9	25	
106-93-4	1,2-Dibromoethane	208	228	233	**110**	**112**	74-122	2	25	
127-18-4	Tetrachloroethene	206	205	208	**100**	**101**	66-124	1	25	
100-41-4	Ethylbenzene	206	217	221	**105**	**107**	70-124	2	25	
179601-23-1	m,p-Xylenes	412	420	429	**102**	**104**	61-134	2	25	
75-25-2	Bromoform	208	235	240	**113**	**115**	66-139	2	25	
100-42-5	Styrene	206	229	234	**111**	**114**	73-127	3	25	
95-47-6	o-Xylene	206	215	219	**104**	**106**	67-125	2	25	
108-67-8	1,3,5-Trimethylbenzene	206	211	214	**102**	**104**	67-130	2	25	
95-63-6	1,2,4-Trimethylbenzene	204	209	213	**102**	**104**	66-132	2	25	
120-82-1	1,2,4-Trichlorobenzene	388	443	451	**114**	**116**	55-142	2	25	
91-20-3	Naphthalene	198	238	242	**120**	**122**	57-138	2	25	

Laboratory Control Sample percent recovery is verified and accepted based on the on-column result.
Reported results are shown in concentration units and as a result of the calculation, may vary slightly.

ALS ENVIRONMENTAL

RESULTS OF ANALYSIS

Client: **EA Engineering, Science, and Technology, Inc.** ALS Project ID: P2102359
Client Project ID: **Kirtland AFB Bulk Fuels Facility / 62735DM02**

Internal Standard Area and RT Summary

Test Code: EPA TO-15
Instrument ID: Tekmar AUTOCAN/Agilent 5975Cinert/6890N/MS16 Lab File ID: 05182101.D
Analyst: Lusine Hakobyan Date Analyzed: 5/18/21
Sampling Media: 1.0 L Silonite Summa Canister(s) Time Analyzed: 08:17
Test Notes:

		IS1 (BCM)			IS2 (DFB)			IS3 (CBZ)		
		AREA	**#**	**RT**	**AREA**	**#**	**RT**	**AREA**	**#**	**RT**
	24 Hour Standard	256969		11.22	1095332		13.34	275259		17.64
	Upper Limit	359757		11.55	1533465		13.67	385363		17.97
	Lower Limit	154181		10.89	657199		13.01	165155		17.31
	Client Sample ID									
01	Method Blank	245980		11.20	1064961		13.32	271298		17.64
02	Lab Control Sample	252129		11.22	1083700		13.34	278224		17.64
03	Duplicate Lab Control Sample	257456		11.22	1107516		13.33	283304		17.64
04	SV3-007-612	266446		11.20	1163749		13.33	323016		17.64
05	SV3-007-212	268279		11.20	1173337		13.33	322481		17.64
06	SV3-015-212	240639		11.20	1092854		13.33	319510		17.64
07	SV3-272-212	275025		11.21	1197996		13.33	300250		17.64
08										
09										
10										
11										
12										
13										
14										
15										
16										
17										
18										
19										
20										

IS1 (BCM) = Bromochloromethane
IS2 (DFB) = 1,4-Difluorobenzene
IS3 (CBZ) = Chlorobenzene-d5

AREA UPPER LIMIT = 140% of internal standard area
AREA LOWER LIMIT = 60% of internal standard area
RT UPPER LIMIT = 0.33 minutes of internal standard RT
RT LOWER LIMIT = 0.33 minutes of internal standard RT

# Column used to flag values outside QC limits with an I.
I = Internal standard not within the specified limits.

ALS ENVIRONMENTAL

RESULTS OF ANALYSIS

Client: **EA Engineering, Science, and Technology, Inc.** ALS Project ID: P2102359
Client Project ID: **Kirtland AFB Bulk Fuels Facility / 62735DM02**

Internal Standard Area and RT Summary

Test Code: EPA TO-15
Instrument ID: Tekmar AUTOCAN/Agilent 5975Cinert/6890N/MS16 Lab File ID: 05192101.D
Analyst: Lusine Hakobyan Date Analyzed: 5/19/21
Sampling Media: 1.0 L Silonite Summa Canister(s) Time Analyzed: 05:43
Test Notes:

		IS1 (BCM)			IS2 (DFB)			IS3 (CBZ)		
		AREA	**#**	**RT**	**AREA**	**#**	**RT**	**AREA**	**#**	**RT**
	24 Hour Standard	279055		11.22	1213020		13.33	298341		17.64
	Upper Limit	390677		11.55	1698228		13.66	417677		17.97
	Lower Limit	167433		10.89	727812		13.00	179005		17.31
	Client Sample ID									
01	Method Blank	265769		11.20	1177113		13.32	290625		17.64
02	Lab Control Sample	281644		11.22	1216599		13.34	307864		17.64
03	Duplicate Lab Control Sample	281879		11.22	1222559		13.34	305019		17.64
04	SV3-007-612 (Dilution)	293203		11.20	1302805		13.32	334665		17.64
05	SV3-007-212 (Dilution)	288332		11.20	1267978		13.32	327342		17.64
06	SV3-015-212 (Dilution)	289189		11.20	1278303		13.32	329295		17.64
07	SV3-272-212 (Dilution)	287362		11.20	1258125		13.32	323408		17.64
08										
09										
10										
11										
12										
13										
14										
15										
16										
17										
18										
19										
20										

IS1 (BCM) = Bromochloromethane
IS2 (DFB) = 1,4-Difluorobenzene
IS3 (CBZ) = Chlorobenzene-d5

AREA UPPER LIMIT = 140% of internal standard area
AREA LOWER LIMIT = 60% of internal standard area
RT UPPER LIMIT = 0.33 minutes of internal standard RT
RT LOWER LIMIT = 0.33 minutes of internal standard RT

# Column used to flag values outside QC limits with an I.
I = Internal standard not within the specified limits.

Table N-3

well_location	sample_name	sample_date	sample_type_code	sample_depth	Ridgecrest_location	matrix_code	task_code	lab_sample_id	analytic_method	analysis_date	fraction	test_type	dilution_factor	prep_method	lab_report	cas_rn	chemical_name	report_result_text	report_result_value	report_result_unit	detect_flag	interpreted_qualifiers	lab_qualifiers	method_detection_limit/MDL/DL	reporting_detection_limit/LOD	quantitation_limit/LOQ/PQL	detection_limit_unit	NMED VISL[J]
KAFB-106V3-015	SV3-015-212	4/20/2021	N	13 ft		GS	2Q2021-SV	P2102359-003	TO-15-ug/m3	5/19/2021	N	INITIAL	4		P2102359	100-41-4	Ethylbenzene	58	58	ug/m3	Y			0.32	0.73	2.2	ug/m3	374
KAFB-106V3-015	SV3-015-212	4/20/2021	N	13 ft		GS	2Q2021-SV	P2102359-003	TO-15-ug/m3	5/19/2021	N	INITIAL	4		P2102359	100-42-5	Styrene			ug/m3	N	U	U	0.37	1.4	2.2	ug/m3	34800
KAFB-106V3-015	SV3-015-212	4/20/2021	N	13 ft		GS	2Q2021-SV	P2102359-003	TO-15-ug/m3	5/19/2021	N	INITIAL	4		P2102359	106-93-4	1,2-Dibromoethane	12	12	ug/m3	Y			0.27	0.73	2.2	ug/m3	1.56
KAFB-106V3-015	SV3-015-212	4/20/2021	N	13 ft		GS	2Q2021-SV	P2102359-003	TO-15-ug/m3	5/19/2021	N	INITIAL	4		P2102359	106-99-0	1,3-Butadiene			ug/m3	N	U	U	0.38	1.4	2.2	ug/m3	31.2
KAFB-106V3-015	SV3-015-212	4/20/2021	N	13 ft		GS	2Q2021-SV	P2102359-003	TO-15-ug/m3	5/19/2021	N	INITIAL	4		P2102359	107-06-2	1,2-Dichloroethane			ug/m3	N	U	U	0.25	0.73	2.2	ug/m3	36
KAFB-106V3-015	SV3-015-212	4/20/2021	N	13 ft		GS	2Q2021-SV	P2102359-003	TO-15-ug/m3	5/19/2021	N	INITIAL	4		P2102359	108-10-1	4-Methyl-2-pentanone			ug/m3	N	U	U	0.31	0.73	4.3	ug/m3	104000
KAFB-106V3-015	SV3-015-212	4/20/2021	N	13 ft		GS	2Q2021-SV	P2102359-003	TO-15-ug/m3	5/19/2021	N	INITIAL	4		P2102359	108-67-8	1,3,5-Trimethylbenzene	13	13	ug/m3	Y			0.33	0.73	2.3	ug/m3	NS
KAFB-106V3-015	SV3-015-212	4/20/2021	N	13 ft		GS	2Q2021-SV	P2102359-003	TO-15-ug/m3	5/19/2021	N	INITIAL	4		P2102359	109-99-9	Tetrahydrofuran			ug/m3	N	U	U	0.29	0.73	4.3	ug/m3	NS
KAFB-106V3-015	SV3-015-212	4/20/2021	N	13 ft		GS	2Q2021-SV	P2102359-003	TO-15-ug/m3	5/19/2021	N	INITIAL	4		P2102359	115-07-1	Propylene (propene)	4.0	4	ug/m3	Y			0.56	1.4	2.2	ug/m3	NS
KAFB-106V3-015	SV3-015-212	4/20/2021	N	13 ft		GS	2Q2021-SV	P2102359-003	TO-15-ug/m3	5/19/2021	N	INITIAL	4		P2102359	120-82-1	1,2,4-Trichlorobenzene			ug/m3	N	U	U	0.56	1.4	4.3	ug/m3	69.5
KAFB-106V3-015	SV3-015-212	4/20/2021	N	13 ft		GS	2Q2021-SV	P2102359-003	TO-15-ug/m3	5/19/2021	N	INITIAL	4		P2102359	123-91-1	1,4-Dioxane			ug/m3	N	U	U	0.27	0.73	2.2	ug/m3	187
KAFB-106V3-015	SV3-015-212	4/20/2021	N	13 ft		GS	2Q2021-SV	P2102359-003	TO-15-ug/m3	5/19/2021	N	INITIAL	4		P2102359	124-48-1	Dibromochloromethane			ug/m3	N	U	U	0.3	0.73	2.2	ug/m3	34.7
KAFB-106V3-015	SV3-015-212	4/20/2021	N	13 ft		GS	2Q2021-SV	P2102359-003	TO-15-ug/m3	5/19/2021	N	INITIAL	4		P2102359	127-18-4	Tetrachloroethene	0.55	0.55	ug/m3	Y	J	J	0.3	0.73	2.2	ug/m3	1390
KAFB-106V3-015	SV3-015-212	4/20/2021	N	13 ft		GS	2Q2021-SV	P2102359-003	TO-15-ug/m3	5/19/2021	N	INITIAL	4		P2102359	1330-20-7	Xylenes, total	170	170	ug/m3	Y			0.6	1.5	4.3	ug/m3	3480
KAFB-106V3-015	SV3-015-212	4/20/2021	N	13 ft		GS	2Q2021-SV	P2102359-003	TO-15-ug/m3	5/19/2021	N	INITIAL	4		P2102359	141-78-6	Ethyl acetate	16	16	ug/m3	Y	J		1.2	2.8	4.3	ug/m3	2430
KAFB-106V3-015	SV3-015-212	4/20/2021	N	13 ft		GS	2Q2021-SV	P2102359-003	TO-15-ug/m3	5/19/2021	N	INITIAL	4		P2102359	142-82-5	n-Heptane	320	320	ug/m3	Y			0.37	1.4	2.2	ug/m3	NS
KAFB-106V3-015	SV3-015-212	4/20/2021	N	13 ft		GS	2Q2021-SV	P2102359-003	TO-15-ug/m3	5/19/2021	N	INITIAL	4		P2102359	179601-23-1	m- & p-Xylenes	120	120	ug/m3	Y			0.6	1.5	4.3	ug/m3	3480
KAFB-106V3-015	SV3-015-212	4/20/2021	N	13 ft		GS	2Q2021-SV	P2102359-003	TO-15-ug/m3	5/19/2021	N	INITIAL	4		P2102359	56-23-5	Carbon tetrachloride	1.4	1.4	ug/m3	Y	J	J	0.32	0.73	2.2	ug/m3	156
KAFB-106V3-015	SV3-015-212	4/20/2021	N	13 ft		GS	2Q2021-SV	P2102359-003	TO-15-ug/m3	5/19/2021	N	INITIAL	4		P2102359	591-78-6	2-Hexanone			ug/m3	N	U	U	0.28	0.73	4.3	ug/m3	NS
KAFB-106V3-015	SV3-015-212	4/20/2021	N	13 ft		GS	2Q2021-SV	P2102359-003	TO-15-ug/m3	5/19/2021	N	INITIAL	4		P2102359	64-17-5	Ethanol	24	24	ug/m3	Y			1.6	3.6	23	ug/m3	NS
KAFB-106V3-015	SV3-015-212	4/20/2021	N	13 ft		GS	2Q2021-SV	P2102359-003	TO-15-ug/m3	5/19/2021	N	INITIAL	4		P2102359	67-63-0	Isopropyl alcohol	37	37	ug/m3	Y			0.95	2.7	4.3	ug/m3	NS
KAFB-106V3-015	SV3-015-212	4/20/2021	N	13 ft		GS	2Q2021-SV	P2102359-003	TO-15-ug/m3	5/19/2021	N	INITIAL	4		P2102359	67-64-1	Acetone	10	10	ug/m3	Y	J	J	5.2	12	22	ug/m3	1080000
KAFB-106V3-015	SV3-015-212	4/20/2021	N	13 ft		GS	2Q2021-SV	P2102359-003	TO-15-ug/m3	5/19/2021	N	INITIAL	4		P2102359	67-66-3	Chloroform			ug/m3	N	U	U	0.31	0.73	2.3	ug/m3	40.7
KAFB-106V3-015	SV3-015-212	4/20/2021	N	13 ft		GS	2Q2021-SV	P2102359-003	TO-15-ug/m3	5/19/2021	N	INITIAL	4		P2102359	71-43-2	Benzene	160	160	ug/m3	Y			0.33	0.73	2.2	ug/m3	120
KAFB-106V3-015	SV3-015-212	4/20/2021	N	13 ft		GS	2Q2021-SV	P2102359-003	TO-15-ug/m3	5/19/2021	N	INITIAL	4		P2102359	74-87-3	Chloromethane			ug/m3	N	U	U	0.37	1.4	2.2	ug/m3	520
KAFB-106V3-015	SV3-015-212	4/20/2021	N	13 ft		GS	2Q2021-SV	P2102359-003	TO-15-ug/m3	5/19/2021	N	INITIAL	4		P2102359	75-00-3	Chloroethane			ug/m3	N	U	U	0.28	1.4	2.2	ug/m3	348000
KAFB-106V3-015	SV3-015-212	4/20/2021	N	13 ft		GS	2Q2021-SV	P2102359-003	TO-15-ug/m3	5/19/2021	N	INITIAL	4		P2102359	75-01-4	Vinyl chloride			ug/m3	N	U	U	0.25	0.73	2.3	ug/m3	55.9
KAFB-106V3-015	SV3-015-212	4/20/2021	N	13 ft		GS	2Q2021-SV	P2102359-003	TO-15-ug/m3	5/19/2021	N	INITIAL	4		P2102359	75-09-2	Methylene chloride			ug/m3	N	U	U	0.65	1.4	2.2	ug/m3	20900
KAFB-106V3-015	SV3-015-212	4/20/2021	N	13 ft		GS	2Q2021-SV	P2102359-003	TO-15-ug/m3	5/19/2021	N	INITIAL	4		P2102359	75-15-0	Carbon disulfide	0.97	0.97	ug/m3	Y	J	J	0.69	2.3	4.3	ug/m3	24300
KAFB-106V3-015	SV3-015-212	4/20/2021	N	13 ft		GS	2Q2021-SV	P2102359-003	TO-15-ug/m3	5/19/2021	N	INITIAL	4		P2102359	75-25-2	Bromoform			ug/m3	N	U	U	0.47	1.4	2.3	ug/m3	851
KAFB-106V3-015	SV3-015-212	4/20/2021	N	13 ft		GS	2Q2021-SV	P2102359-003	TO-15-ug/m3	5/19/2021	N	INITIAL	4		P2102359	75-27-4	Bromodichloromethane			ug/m3	N	U	U	0.33	0.73	2.2	ug/m3	25.3
KAFB-106V3-015	SV3-015-212	4/20/2021	N	13 ft		GS	2Q2021-SV	P2102359-003	TO-15-ug/m3	5/19/2021	N	INITIAL	4		P2102359	75-34-3	1,1-Dichloroethane			ug/m3	N	U	U	0.34	1.4	2.3	ug/m3	585
KAFB-106V3-015	SV3-015-212	4/20/2021	N	13 ft		GS	2Q2021-SV	P2102359-003	TO-15-ug/m3	5/19/2021	N	INITIAL	4		P2102359	75-69-4	Trichlorofluoromethane	0.98	0.98	ug/m3	Y	J	J	0.35	1.4	2.2	ug/m3	24300
KAFB-106V3-015	SV3-015-212	4/20/2021	N	13 ft		GS	2Q2021-SV	P2102359-003	TO-15-ug/m3	5/19/2021	N	INITIAL	4		P2102359	75-71-8	Dichlorodifluoromethane			ug/m3	N	U	U	0.37	1.4	2.2	ug/m3	3480
KAFB-106V3-015	SV3-015-212	4/20/2021	N	13 ft		GS	2Q2021-SV	P2102359-003	TO-15-ug/m3	5/19/2021	N	INITIAL	4		P2102359	76-13-1	1,1,2-Trichloro-1,2,2-trifluoroethane	7.9	7.9	ug/m3	Y			0.33	0.73	2.3	ug/m3	1040000
KAFB-106V3-015	SV3-015-212	4/20/2021	N	13 ft		GS	2Q2021-SV	P2102359-003	TO-15-ug/m3	5/19/2021	N	INITIAL	4		P2102359	78-93-3	2-Butanone	6.0	6	ug/m3	Y			0.47	1.4	4.3	ug/m3	174000
KAFB-106V3-015	SV3-015-212	4/20/2021	N	13 ft		GS	2Q2021-SV	P2102359-003	TO-15-ug/m3	5/19/2021	N	INITIAL	4		P2102359	79-01-6	Trichloroethene			ug/m3	N	U	U	0.31	0.73	2.2	ug/m3	69.5
KAFB-106V3-015	SV3-015-212	4/20/2021	N	13 ft		GS	2Q2021-SV	P2102359-003	TO-15-ug/m3	5/19/2021	N	INITIAL	4		P2102359	91-20-3	Naphthalene	2.7	2.7	ug/m3	Y			0.56	1.3	2.2	ug/m3	27.5
KAFB-106V3-015	SV3-015-212	4/20/2021	N	13 ft		GS	2Q2021-SV	P2102359-003	TO-15-ug/m3	5/19/2021	N	INITIAL	4		P2102359	95-47-6	o-Xylene	56	56	ug/m3	Y			0.33	0.73	2.3	ug/m3	3480
KAFB-106V3-015	SV3-015-212	4/20/2021	N	13 ft		GS	2Q2021-SV	P2102359-003	TO-15-ug/m3	5/19/2021	N	INITIAL	4		P2102359	95-63-6	1,2,4-Trimethylbenzene	17	17	ug/m3	Y			0.32	0.73	2.2	ug/m3	NS
KAFB-106V3-015	SV3-015-212	4/20/2021	N	13 ft		GS	2Q2021-SV	P2102359-003	TO-15-ug/m3	5/19/2021	N	DILUTION	86		P2102359	108-88-3	Toluene	420	420	ug/m3	Y		D	5.6	15	45	ug/m3	174000
KAFB-106V3-015	SV3-015-212	4/20/2021	N	13 ft		GS	2Q2021-SV	P2102359-003	TO-15-ug/m3	5/19/2021	N	DILUTION	86		P2102359	110-54-3	Hexane	440	440	ug/m3	Y		D	9.5	28	45	ug/m3	24300
KAFB-106V3-015	SV3-015-212	4/20/2021	N	13 ft		GS	2Q2021-SV	P2102359-003	TO-15-ug/m3	5/19/2021	N	DILUTION	86		P2102359	110-82-7	Cyclohexane	2800	2800	ug/m3	Y		D	13	29	86	ug/m3	NS
KAFB-106V3-272	SV3-272-212	4/20/2021	N	267 ft		GS	2Q2021-SV	P2102359-004	TO-15-ug/m3	5/19/2021	N	INITIAL	4		P2102359	100-41-4	Ethylbenzene	88	88	ug/m3	Y			0.28	0.64	2	ug/m3	374
KAFB-106V3-272	SV3-272-212	4/20/2021	N	267 ft		GS	2Q2021-SV	P2102359-004	TO-15-ug/m3	5/19/2021	N	INITIAL	4		P2102359	100-42-5	Styrene	0.44	0.44	ug/m3	Y	J	J	0.32	1.2	2	ug/m3	34800
KAFB-106V3-272	SV3-272-212	4/20/2021	N	267 ft		GS	2Q2021-SV	P2102359-004	TO-15-ug/m3	5/19/2021	N	INITIAL	4		P2102359	106-93-4	1,2-Dibromoethane	17	17	ug/m3	Y			0.23	0.64	2	ug/m3	1.56
KAFB-106V3-272	SV3-272-212	4/20/2021	N	267 ft		GS	2Q2021-SV	P2102359-004	TO-15-ug/m3	5/19/2021	N	INITIAL	4		P2102359	106-99-0	1,3-Butadiene			ug/m3	N	U	U	0.33	1.2	2	ug/m3	31.2
KAFB-106V3-272	SV3-272-212	4/20/2021	N	267 ft		GS	2Q2021-SV	P2102359-004	TO-15-ug/m3	5/19/2021	N	INITIAL	4		P2102359	107-06-2	1,2-Dichloroethane			ug/m3	N	U	U	0.22	0.64	2	ug/m3	36
KAFB-106V3-272	SV3-272-212	4/20/2021	N	267 ft		GS	2Q2021-SV	P2102359-004	TO-15-ug/m3	5/19/2021	N	INITIAL	4		P2102359	108-10-1	4-Methyl-2-pentanone	3.1	3.1	ug/m3	Y	J	J	0.27	0.64	3.8	ug/m3	104000
KAFB-106V3-272	SV3-272-212	4/20/2021	N	267 ft		GS	2Q2021-SV	P2102359-004	TO-15-ug/m3	5/19/2021	N	INITIAL	4		P2102359	108-67-8	1,3,5-Trimethylbenzene	13	13	ug/m3	Y			0.29	0.64	2	ug/m3	NS
KAFB-106V3-272	SV3-272-212	4/20/2021	N	267 ft		GS	2Q2021-SV	P2102359-004	TO-15-ug/m3	5/19/2021	N	INITIAL	4		P2102359	109-99-9	Tetrahydrofuran	0.26	0.26	ug/m3	Y	J	J	0.25	0.64	3.8	ug/m3	NS
KAFB-106V3-272	SV3-272-212	4/20/2021	N	267 ft		GS	2Q2021-SV	P2102359-004	TO-15-ug/m3	5/19/2021	N	INITIAL	4		P2102359	110-54-3	Hexane	27	27	ug/m3	Y			0.41	1.2	2	ug/m3	24300
KAFB-106V3-272	SV3-272-212	4/20/2021	N	267 ft		GS	2Q2021-SV	P2102359-004	TO-15-ug/m3	5/19/2021	N	INITIAL	4		P2102359	110-82-7	Cyclohexane	64	64	ug/m3	Y			0.56	1.3	3.8	ug/m3	NS
KAFB-106V3-272	SV3-272-212	4/20/2021	N	267 ft		GS	2Q2021-SV	P2102359-004	TO-15-ug/m3	5/19/2021	N	INITIAL	4		P2102359	115-07-1	Propylene (propene)	53	53	ug/m3	Y			0.49	1.2	2	ug/m3	NS
KAFB-106V3-272	SV3-272-212	4/20/2021	N	267 ft		GS	2Q2021-SV	P2102359-004	TO-15-ug/m3	5/19/2021	N	INITIAL	4		P2102359	120-82-1	1,2,4-Trichlorobenzene			ug/m3	N	U	U	0.49	1.2	3.8	ug/m3	69.5
KAFB-106V3-272	SV3-272-212	4/20/2021	N	267 ft		GS	2Q2021-SV	P2102359-004	TO-15-ug/m3	5/19/2021	N	INITIAL	4		P2102359	123-91-1	1,4-Dioxane			ug/m3	N	U	U	0.24	0.64	2	ug/m3	187
KAFB-106V3-272	SV3-272-212	4/20/2021	N	267 ft		GS	2Q2021-SV	P2102359-004	TO-15-ug/m3	5/19/2021	N	INITIAL	4		P2102359	124-48-1	Dibromochloromethane			ug/m3	N	U	U	0.26	0.64	2	ug/m3	34.7
KAFB-106V3-272	SV3-272-212	4/20/2021	N	267 ft		GS	2Q2021-SV	P2102359-004	TO-15-ug/m3	5/19/2021	N	INITIAL	4		P2102359	127-18-4	Tetrachloroethene			ug/m3	N	U	U	0.26	0.64	2	ug/m3	1390
KAFB-106V3-272	SV3-272-212	4/20/2021	N	267 ft		GS	2Q2021-SV	P2102359-004	TO-15-ug/m3	5/19/2021	N	INITIAL	4		P2102359	1330-20-7	Xylenes, total	320	320	ug/m3	Y			0.53	1.3	3.8	ug/m3	3480
KAFB-106V3-272	SV3-272-212	4/20/2021	N	267 ft		GS	2Q2021-SV	P2102359-004	TO-15-ug/m3	5/19/2021	N	INITIAL	4		P2102359	141-78-6	Ethyl acetate			ug/m3	N	U	U	1.1	2.4	3.8	ug/m3	2430
KAFB-106V3-272	SV3-272-212	4/20/2021	N	267 ft		GS	2Q2021-SV	P2102359-004	TO-15-ug/m3	5/19/2021	N	INITIAL	4		P2102359	142-82-5	n-Heptane	89	89	ug/m3	Y			0.32	1.2	2	ug/m3	NS
KAFB-106V3-272	SV3-272-212	4/20/2021	N	267 ft		GS	2Q2021-SV	P2102359-004	TO-15-ug/m3	5/19/2021	N	INITIAL	4		P2102359	179601-23-1	m- & p-Xylenes	250	250	ug/m3	Y			0.53	1.3	3.8	ug/m3	3480
KAFB-106V3-272	SV3-272-212	4/20/2021	N	267 ft		GS	2Q2021-SV	P2102359-004	TO-15-ug/m3	5/19/2021	N	INITIAL	4		P2102359	56-23-5	Carbon tetrachloride	0.28	0.28	ug/m3	Y	J	J	0.28	0.64	1.9	ug/m3	156
KAFB-106V3-272	SV3-272-212	4/20/2021	N	267 ft		GS	2Q2021-SV	P2102359-004	TO-15-ug/m3	5/19/2021	N	INITIAL	4		P2102359	591-78-6	2-Hexanone			ug/m3	N	U	U	0.25	0.64	3.8	ug/m3	NS
KAFB-106V3-272	SV3-272-212	4/20/2021	N	267 ft		GS	2Q2021-SV	P2102359-004	TO-15-ug/m3	5/19/2021	N	INITIAL	4		P2102359	64-17-5	Ethanol	28	28	ug/m3	Y			1.4	3.1	20	ug/m3	NS
KAFB-106V3-272	SV3-272-212	4/20/2021	N	267 ft		GS	2Q2021-SV	P2102359-004	TO-15-ug/m3	5/19/2021	N	INITIAL	4		P2102359	67-63-0	Isopropyl alcohol	160	160	ug/m3	Y			0.83	2.4	3.8	ug/m3	NS
KAFB-106V3-272	SV3-272-212	4/20/2021	N	267 ft		GS	2Q2021-SV	P2102359-004	TO-15-ug/m3	5/19/2021	N	INITIAL	4		P2102359	67-64-1	Acetone	330	330	ug/m3	Y			4.5	10	20	ug/m3	1080000
KAFB-106V3-272	SV3-272-212	4/20/2021	N	267 ft		GS	2Q2021-SV	P2102359-004	TO-15-ug/m3	5/19/2021	N	INITIAL	4		P2102359	67-66-3	Chloroform			ug/m3	N	U	U	0.27	0.64	2	ug/m3	40.7
KAFB-106V3-272	SV3-272-212	4/20/2021	N	267 ft		GS	2Q2021-SV	P2102359-004	TO-15-ug/m3	5/19/2021	N	INITIAL	4		P2102359	71-43-2	Benzene	200	200	ug/m3	Y			0.29	0.64	2	ug/m3	120
KAFB-106V3-272	SV3-272-212	4/20/2021	N	267 ft		GS	2Q2021-SV	P2102359-004	TO-15-ug/m3	5/19/2021	N	INITIAL	4		P2102359	74-87-3	Chloromethane	0.38	0.38	ug/m3	Y	J	J	0.32	1.2	2	ug/m3	520
KAFB-106V3-272	SV3-272-212	4/20/2021	N	267 ft		GS	2Q2021-SV	P2102359-004	TO-15-ug/m3	5/19/2021	N	INITIAL	4		P2102359	75-00-3	Chloroethane			ug/m3	N	U	U	0.25	1.2	2	ug/m3	348000
KAFB-106V3-272	SV3-272-212	4/20/2021	N	267 ft		GS	2Q2021-SV	P2102359-004	TO-15-ug/m3	5/19/2021	N	INITIAL	4		P2102359	75-01-4	Vinyl chloride			ug/m3	N	U	U	0.21	0.64	2	ug/m3	55.9
KAFB-106V3-272	SV3-272-212	4/20/2021	N	267 ft		GS	2Q2021-SV	P2102359-004	TO-15-ug/m3	5/19/2021	N	INITIAL	4		P2102359	75-09-2	Methylene chloride			ug/m3	N	U	U	0.56	1.2	2	ug/m3	20900
KAFB-106V3-272	SV3-272-212	4/20/2021	N	267 ft		GS	2Q2021-SV	P2102359-004	TO-15-ug/m3	5/19/2021	N	INITIAL	4		P2102359	75-15-0	Carbon disulfide	2.6	2.6	ug/m3	Y	J	J	0.6	2	3.8	ug/m3	24300
KAFB-106V3-272	SV3-272-212	4/20/2021	N	267 ft		GS	2Q2021-SV	P2102359-004	TO-15-ug/m3	5/19/2021	N	INITIAL	4		P2102359	75-25-2	Bromoform			ug/m3	N	U	U	0.41	1.2	2	ug/m3	851
KAFB-106V3-272	SV3-272-212	4/20/2021	N	267 ft		GS	2Q2021-SV	P2102359-004	TO-15-ug/m3	5/19/2021	N	INITIAL	4		P2102359	75-27-4	Bromodichloromethane			ug/m3	N	U	U	0.29	0.64	2	ug/m3	25.3
KAFB-106V3-272	SV3-272-212	4/20/2021	N	267 ft		GS	2Q2021-SV	P2102359-004	TO-15-ug/m3	5/19/2021	N	INITIAL	4		P2102359	75-34-3	1,1-Dichloroethane			ug/m3	N	U	U	0.29	1.2	2	ug/m3	585
KAFB-106V3-272	SV3-272-212	4/20/2021	N	267 ft		GS	2Q2021-SV	P2102359-004	TO-15-ug/m3	5/19/2021	N	INITIAL	4		P2102359	75-69-4	Trichlorofluoromethane	0.84	0.84	ug/m3	Y	J	J	0.3	1.2	1.9	ug/m3	24300
KAFB-106V3-272	SV3-272-212	4/20/2021	N	267 ft		GS	2Q2021-SV	P2102359-004	TO-15-ug/m3	5/19/2021	N	INITIAL	4		P2102359	75-71-8	Dichlorodifluoromethane	1.6	1.6	ug/m3	Y	J	J	0.33	1.2	2	ug/m3	3480
KAFB-106V3-272	SV3-272-212	4/20/2021	N	267 ft		GS	2Q2021-SV	P2102359-004	TO-15-ug/m3	5/19/2021	N	INITIAL	4		P2102359	76-13-1	1,1,2-Trichloro-1,2,2-trifluoroethane	0.41	0.41	ug/m3	Y	J	J	0.29	0.64	2	ug/m3	1040000
KAFB-106V3-272	SV3-272-212	4/20/2021	N	267 ft		GS	2Q2021-SV	P2102359-004	TO-15-ug/m3	5/19/2021	N	INITIAL	4		P2102359	78-93-3	2-Butanone	62	62	ug/m3	Y			0.41	1.2	3.8	ug/m3	174000
KAFB-106V3-272	SV3-272-212	4/20/2021	N	267 ft		GS	2Q2021-SV	P2102359-004	TO-15-ug/m3	5/19/2021	N	INITIAL	4		P2102359	79-01-6	Trichloroethene			ug/m3	N	U	U	0.27	0.64	1.9	ug/m3	69.5
KAFB-106V3-272	SV3-272-212	4/20/2021	N	267 ft		GS	2Q2021-SV	P2102359-004	TO-15-ug/m3	5/19/2021	N	INITIAL	4		P2102359	91-20-3	Naphthalene	11	11	ug/m3	Y			0.49	1.2	2	ug/m3	27.5
KAFB-106V3-272	SV3-272-212	4/20/2021	N	267 ft		GS	2Q2021-SV	P2102359-004	TO-15-ug/m3	5/19/2021	N	INITIAL	4		P2102359	95-47-6	o-Xylene	71	71	ug/m3	Y			0.29	0.64	2	ug/m3	3480
KAFB-106V3-272	SV3-272-212	4/20/2021	N	267 ft		GS	2Q2021-SV	P2102359-004	TO-15-ug/m3	5/19/2021	N	INITIAL	4		P2102359	95-63-6	1,2,4-Trimethylbenzene	37	37	ug/m3	Y			0.28	0.64	2	ug/m3	NS
KAFB-106V3-272	SV3-272-212	4/20/2021	N	267 ft		GS	2Q2021-SV	P2102359-004	TO-15-ug/m3	5/19/2021	N	DILUTION	38		P2102359	108-88-3	Toluene	930	930	ug/m3	Y		D	2.4	6.4	20	ug/m3	174000
KAFB-106V3-007	SV3-007-212	4/20/2021	N	5 ft		GS	2Q2021-SV	P2102359-002	TO-15-ug/m3	5/19/2021	N	DILUTION	45		P2102359	108-88-3	Toluene	840	840	ug/m3	Y		D	2.9	7.6	23	ug/m3	174000
KAFB-106V3-007	SV3-007-212	4/20/2021	N	5 ft		GS	2Q2021-SV	P2102359-002	TO-15-ug/m3	5/19/2021	N	DILUTION	45		P2102359	110-82-7	Cyclohexane	1200	1200	ug/m3	Y		D	6.7	15	45	ug/m3	NS
KAFB-106V3-007	SV3-007-212	4/20/2021	N	5 ft		GS	2Q2021-SV	P2102359-002	TO-15-ug/m3	5/19/2021	N	INITIAL	5		P2102359	100-41-4	Ethylbenzene	110	110	ug/m3	Y			0.33	0.76	2.3	ug/m3	374
KAFB-106V3-007	SV3-007-212	4/20/2021	N	5 ft		GS	2Q2021-SV	P2102359-002	TO-15-ug/m3	5/19/2021	N	INITIAL	5		P2102359	100-42-5	Styrene	0.65	0.65	ug/m3	Y	J	J	0.38	1.4	2.3	ug/m3	34800
KAFB-106V3-007	SV3-007-212	4/20/2021	N	5 ft		GS	2Q2021-SV	P2102359-002	TO-15-ug/m3	5/19/2021	N	INITIAL	5		P2102359	106-93-4	1,2-Dibromoethane	6.8	6.8	ug/m3	Y			0.28	0.76	2.3	ug/m3	1.56
KAFB-106V3-007	SV3-007-212	4/20/2021	N	5 ft		GS	2Q2021-SV	P2102359-002	TO-15-ug/m3	5/19/2021	N	INITIAL	5		P2102359	106-99-0	1,3-Butadiene			ug/m3	N	U	U	0.39	1.4	2.3	ug/m3	31.2
KAFB-106V3-007	SV3-007-212	4/20/2021	N	5 ft		GS	2Q2021-SV	P2102359-002	TO-15-ug/m3	5/19/2021	N	INITIAL	5		P2102359	107-06-2	1,2-Dichloroethane			ug/m3	N	U	U	0.26	0.76	2.3	ug/m3	36
KAFB-106V3-007	SV3-007-212	4/20/2021	N	5 ft		GS	2Q2021-SV	P2102359-002	TO-15-ug/m3	5/19/2021	N	INITIAL	5		P2102359	108-10-1	4-Methyl-2-pentanone	0.49	0.49	ug/m3	Y	J	J	0.32	0.76	4.5	ug/m3	104000
KAFB-106V3-007	SV3-007-212	4/20/2021	N	5 ft		GS	2Q2021-SV	P2102359-002	TO-15-ug/m3	5/19/2021	N	INITIAL	5		P2102359	108-67-8	1,3,5-Trimethylbenzene	29	29	ug/m3	Y			0.34	0.76	2.4	ug/m3	NS
KAFB-106V3-007	SV3-007-212	4/20/2021	N	5 ft		GS	2Q2021-SV	P2102359-002	TO-15-ug/m3	5/19/2021	N	INITIAL	5		P2102359	109-99-9	Tetrahydrofuran			ug/m3	N	U	U	0.3	0.76	4.5	ug/m3	NS
KAFB-106V3-007	SV3-007-212	4/20/2021	N	5 ft		GS	2Q2021-SV	P2102359-002	TO-15-ug/m3	5/19/2021	N	INITIAL	5		P2102359	110-54-3	Hexane	320	320	ug/m3	Y			0.49	1.4	2.3	ug/m3	24300
KAFB-106V3-007	SV3-007-212	4/20/2021	N	5 ft		GS	2Q2021-SV	P2102359-002	TO-15-ug/m3	5/19/2021	N	INITIAL	5		P2102359	115-07-1	Propylene (propene)	5.5	5.5	ug/m3	Y	J		0.58	1.4	2.3	ug/m3	NS
KAFB-106V3-007	SV3-007-212	4/20/2021	N	5 ft		GS	2Q2021-SV	P2102359-002	TO-15-ug/m3	5/19/2021	N	INITIAL	5		P2102359	120-82-1	1,2,4-Trichlorobenzene			ug/m3	N	U	U	0.58	1.4	4.5	ug/m3	69.5
KAFB-106V3-007	SV3-007-212	4/20/2021	N	5 ft		GS	2Q2021-SV	P2102359-002	TO-15-ug/m3	5/19/2021	N	INITIAL	5		P2102359	123-91-1	1,4-Dioxane			ug/m3	N	U	U	0.28	0.76	2.3	ug/m3	187
KAFB-106V3-007	SV3-007-212	4/20/2021	N	5 ft		GS	2Q2021-SV	P2102359-002	TO-15-ug/m3	5/19/2021	N	INITIAL	5		P2102359	124-48-1	Dibromochloromethane			ug/m3	N	U	U	0.31	0.76	2.3	ug/m3	34.7
KAFB-106V3-007	SV3-007-212	4/20/2021	N	5 ft		GS	2Q2021-SV	P2102359-002	TO-15-ug/m3	5/19/2021	N	INITIAL	5		P2102359	127-18-4	Tetrachloroethene			ug/m3	N	U	U	0.31	0.76	2.3	ug/m3	1390
KAFB-106V3-007	SV3-007-212	4/20/2021	N	5 ft		GS	2Q2021-SV	P2102359-002	TO-15-ug/m3	5/19/2021	N	INITIAL	5		P2102359	1330-20-7	Xylenes, total	310	310	ug/m3	Y			0.62	1.5	4.5	ug/m3	3480
KAFB-106V3-007	SV3-007-212	4/20/2021	N	5 ft		GS	2Q2021-SV	P2102359-002	TO-15-ug/m3	5/19/2021	N	INITIAL	5		P2102359	141-78-6	Ethyl acetate			ug/m3	N	U	U	1.2	2.9	4.5	ug/m3	2430
KAFB-106V3-007	SV3-007-212	4/20/2021	N	5 ft		GS	2Q2021-SV	P2102359-002	TO-15-ug/m3	5/19/2021	N	INITIAL	5		P2102359	142-82-5	n-Heptane	160	160	ug/m3	Y			0.38	1.4	2.3	ug/m3	NS
KAFB-106V3-007	SV3-007-212	4/20/2021	N	5 ft		GS	2Q2021-SV	P2102359-002	TO-15-ug/m3	5/19/2021	N	INITIAL	5		P2102359	179601-23-1	m- & p-Xylenes	190	190	ug/m3	Y			0.62	1.5	4.5	ug/m3	3480
KAFB-106V3-007	SV3-007-212	4/20/2021	N	5 ft		GS	2Q2021-SV	P2102359-002	TO-15-ug/m3	5/19/2021	N	INITIAL	5		P2102359	56-23-5	Carbon tetrachloride	0.78	0.78	ug/m3	Y	J	J	0.33	0.76	2.3	ug/m3	156
KAFB-106V3-007	SV3-007-212	4/20/2021	N	5 ft		GS	2Q2021-SV	P2102359-002	TO-15-ug/m3	5/19/2021	N	INITIAL	5		P2102359	591-78-6	2-Hexanone			ug/m3	N	U	U	0.29	0.76	4.5	ug/m3	NS
KAFB-106V3-007	SV3-007-212	4/20/2021	N	5 ft		GS	2Q2021-SV	P2102359-002	TO-15-ug/m3	5/19/2021	N	INITIAL	5		P2102359	64-17-5	Ethanol	32	32	ug/m3	Y			1.6	3.7	24	ug/m3	NS
KAFB-106V3-007	SV3-007-212	4/20/2021	N	5 ft		GS	2Q2021-SV	P2102359-002	TO-15-ug/m3	5/19/2021	N	INITIAL	5		P2102359	67-63-0	Isopropyl alcohol	5.3	5.3	ug/m3	Y	J		0.98	2.8	4.5	ug/m3	NS
KAFB-106V3-007	SV3-007-212	4/20/2021	N	5 ft		GS	2Q2021-SV	P2102359-002	TO-15-ug/m3	5/19/2021	N	INITIAL	5		P2102359	67-64-1	Acetone	24	24	ug/m3	Y			5.3	12	23	ug/m3	1080000
KAFB-106V3-007	SV3-007-212	4/20/2021	N	5 ft		GS	2Q2021-SV	P2102359-002	TO-15-ug/m3	5/19/2021	N	INITIAL	5		P2102359	67-66-3	Chloroform	0.60	0.6	ug/m3	Y	J	J	0.32	0.76	2.4	ug/m3	40.7
KAFB-106V3-007	SV3-007-212	4/20/2021	N	5 ft		GS	2Q2021-SV	P2102359-002	TO-15-ug/m3	5/19/2021	N	INITIAL	5		P2102359	71-43-2	Benzene	260	260	ug/m3	Y			0.34	0.76	2.3	ug/m3	120
KAFB-106V3-007	SV3-007-212	4/20/2021	N	5 ft		GS	2Q2021-SV	P2102359-002	TO-15-ug/m3	5/19/2021	N	INITIAL	5		P2102359	74-87-3	Chloromethane			ug/m3	N	U	U	0.38	1.4	2.3	ug/m3	520
KAFB-106V3-007	SV3-007-212	4/20/2021	N	5 ft		GS	2Q2021-SV	P2102359-002	TO-15-ug/m3	5/19/2021	N	INITIAL	5		P2102359	75-00-3	Chloroethane			ug/m3	N	U	U	0.29	1.4	2.3	ug/m3	348000
KAFB-106V3-007	SV3-007-212	4/20/2021	N	5 ft		GS	2Q2021-SV	P2102359-002	TO-15-ug/m3	5/19/2021	N	INITIAL	5		P2102359	75-01-4	Vinyl chloride			ug/m3	N	U	U	0.25	0.76	2.4	ug/m3	55.9
KAFB-106V3-007	SV3-007-212	4/20/2021	N	5 ft		GS	2Q2021-SV	P2102359-002	TO-15-ug/m3	5/19/2021	N	INITIAL	5		P2102359	75-09-2	Methylene chloride			ug/m3	N	U	U	0.67	1.4	2.3	ug/m3	20900
KAFB-106V3-007	SV3-007-212	4/20/2021	N	5 ft		GS	2Q2021-SV	P2102359-002	TO-15-ug/m3	5/19/2021	N	INITIAL	5		P2102359	75-15-0	Carbon disulfide	1.7	1.7	ug/m3	Y	J	J	0.71	2.4	4.5	ug/m3	24300
KAFB-106V3-007	SV3-007-212	4/20/2021	N	5 ft		GS	2Q2021-SV	P2102359-002	TO-15-ug/m3	5/19/2021	N	INITIAL	5		P2102359	75-25-2	Bromoform			ug/m3	N	U	U	0.49	1.4	2.4	ug/m3	851
KAFB-106V3-007	SV3-007-212	4/20/2021	N	5 ft		GS	2Q2021-SV	P2102359-002	TO-15-ug/m3	5/19/2021	N	INITIAL	5		P2102359	75-27-4	Bromodichloromethane			ug/m3	N	U	U	0.34	0.76	2.3	ug/m3	25.3
KAFB-106V3-007	SV3-007-212	4/20/2021	N	5 ft		GS	2Q2021-SV	P2102359-002	TO-15-ug/m3	5/19/2021	N	INITIAL	5		P2102359	75-34-3	1,1-Dichloroethane			ug/m3	N	U	U	0.35	1.5	2.4	ug/m3	585
KAFB-106V3-007	SV3-007-212	4/20/2021	N	5 ft		GS	2Q2021-SV	P2102359-002	TO-15-ug/m3	5/19/2021	N	INITIAL	5		P2102359	75-69-4	Trichlorofluoromethane	1.3	1.3	ug/m3	Y	J	J	0.36	1.4	2.3	ug/m3	24300
KAFB-106V3-007	SV3-007-212	4/20/2021	N	5 ft		GS	2Q2021-SV	P2102359-002	TO-15-ug/m3	5/19/2021	N	INITIAL	5		P2102359	75-71-8	Dichlorodifluoromethane	2.3	2.3	ug/m3	Y			0.39	1.4	2.3	ug/m3	3480
KAFB-106V3-007	SV3-007-212	4/20/2021	N	5 ft		GS	2Q2021-SV	P2102359-002	TO-15-ug/m3	5/19/2021	N	INITIAL	5		P2102359	76-13-1	1,1,2-Trichloro-1,2,2-trifluoroethane	3.3	3.3	ug/m3	Y			0.34	0.76	2.4	ug/m3	1040000
KAFB-106V3-007	SV3-007-212	4/20/2021	N	5 ft		GS	2Q2021-SV	P2102359-002	TO-15-ug/m3	5/19/2021	N	INITIAL	5		P2102359	78-93-3	2-Butanone	14	14	ug/m3	Y			0.49	1.4	4.5	ug/m3	174000
KAFB-106V3-007	SV3-007-212	4/20/2021	N	5 ft		GS	2Q2021-SV	P2102359-002	TO-15-ug/m3	5/19/2021	N	INITIAL	5		P2102359	79-01-6	Trichloroethene			ug/m3	N	U	U	0.32	0.76	2.3	ug/m3	69.5
KAFB-106V3-007	SV3-007-212	4/20/2021	N	5 ft		GS	2Q2021-SV	P2102359-002	TO-15-ug/m3	5/19/2021	N	INITIAL	5		P2102359	91-20-3	Naphthalene	5.3	5.3	ug/m3	Y			0.58	1.4	2.3	ug/m3	27.5
KAFB-106V3-007	SV3-007-212	4/20/2021	N	5 ft		GS	2Q2021-SV	P2102359-002	TO-15-ug/m3	5/19/2021	N	INITIAL	5		P2102359	95-47-6	o-Xylene	120	120	ug/m3	Y			0.34	0.76	2.4	ug/m3	3480
KAFB-106V3-007	SV3-007-212	4/20/2021	N	5 ft		GS	2Q2021-SV	P2102359-002	TO-15-ug/m3	5/19/2021	N	INITIAL	5		P2102359	95-63-6	1,2,4-Trimethylbenzene	26	26	ug/m3	Y			0.33	0.76	2.3	ug/m3	NS
KAFB-106V3-007	SV3-007-612	4/20/2021	FD	5 ft		GS	2Q2021-SV	P2102359-001	TO-15-ug/m3	5/18/2021	N	INITIAL	5		P2102359	100-41-4	Ethylbenzene	91	91	ug/m3	Y			0.35	0.79	2.4	ug/m3	374
KAFB-106V3-007	SV3-007-612	4/20/2021	FD	5 ft		GS	2Q2021-SV	P2102359-001	TO-15-ug/m3	5/18/2021	N	INITIAL	5		P2102359	100-42-5	Styrene	0.73	0.73	ug/m3	Y	J	J	0.4	1.5	2.4	ug/m3	34800
KAFB-106V3-007	SV3-007-612	4/20/2021	FD	5 ft		GS	2Q2021-SV	P2102359-001	TO-15-ug/m3	5/18/2021	N	INITIAL	5		P2102359	106-93-4	1,2-Dibromoethane	6.6	6.6	ug/m3	Y			0.29	0.79	2.4	ug/m3	1.56
KAFB-106V3-007	SV3-007-612	4/20/2021	FD	5 ft		GS	2Q2021-SV	P2102359-001	TO-15-ug/m3	5/18/2021	N	INITIAL	5		P2102359	106-99-0	1,3-Butadiene			ug/m3	N	U	U	0.41	1.5	2.4	ug/m3	31.2
KAFB-106V3-007	SV3-007-612	4/20/2021	FD	5 ft		GS	2Q2021-SV	P2102359-001	TO-15-ug/m3	5/18/2021	N	INITIAL	5		P2102359	107-06-2	1,2-Dichloroethane			ug/m3	N	U	U	0.27	0.79	2.4	ug/m3	36
KAFB-106V3-007	SV3-007-612	4/20/2021	FD	5 ft		GS	2Q2021-SV	P2102359-001	TO-15-ug/m3	5/18/2021	N	INITIAL	5		P2102359	108-10-1	4-Methyl-2-pentanone	0.59	0.59	ug/m3	Y	J	J	0.34	0.79	4.6	ug/m3	104000
KAFB-106V3-007	SV3-007-612	4/20/2021	FD	5 ft		GS	2Q2021-SV	P2102359-001	TO-15-ug/m3	5/18/2021	N	INITIAL	5		P2102359	108-67-8	1,3,5-Trimethylbenzene	28	28	ug/m3	Y			0.36	0.79	2.5	ug/m3	NS
KAFB-106V3-007	SV3-007-612	4/20/2021	FD	5 ft		GS	2Q2021-SV	P2102359-001	TO-15-ug/m3	5/18/2021	N	INITIAL	5		P2102359	109-99-9	Tetrahydrofuran			ug/m3	N	U	U	0.31	0.79	4.6	ug/m3	NS
KAFB-106V3-007	SV3-007-612	4/20/2021	FD	5 ft		GS	2Q2021-SV	P2102359-001	TO-15-ug/m3	5/18/2021	N	INITIAL	5		P2102359	110-54-3	Hexane	360	360	ug/m3	Y			0.51	1.5	2.4	ug/m3	24300

KAFB-106V3-007	SV3-007-612	4/20/2021	FD	5 ft		GS	2Q2021-SV	P2102359-001	TO-15-ug/m3	5/18/2021	N	INITIAL	5	P2102359	115-07-1	Propylene (propene)	170	170	ug/m3	Y	J		0.6	1.5	2.4 ug/m3	NS
KAFB-106V3-007	SV3-007-612	4/20/2021	FD	5 ft		GS	2Q2021-SV	P2102359-001	TO-15-ug/m3	5/18/2021	N	INITIAL	5	P2102359	120-82-1	1,2,4-Trichlorobenzene			ug/m3	N	U	U	0.6	1.5	4.6 ug/m3	69.5
KAFB-106V3-007	SV3-007-612	4/20/2021	FD	5 ft		GS	2Q2021-SV	P2102359-001	TO-15-ug/m3	5/18/2021	N	INITIAL	5	P2102359	123-91-1	1,4-Dioxane			ug/m3	N	U	U	0.29	0.79	2.4 ug/m3	187
KAFB-106V3-007	SV3-007-612	4/20/2021	FD	5 ft		GS	2Q2021-SV	P2102359-001	TO-15-ug/m3	5/18/2021	N	INITIAL	5	P2102359	124-48-1	Dibromochloromethane			ug/m3	N	U	U	0.32	0.79	2.4 ug/m3	34.7
KAFB-106V3-007	SV3-007-612	4/20/2021	FD	5 ft		GS	2Q2021-SV	P2102359-001	TO-15-ug/m3	5/18/2021	N	INITIAL	5	P2102359	127-18-4	Tetrachloroethene			ug/m3	N	U	U	0.32	0.79	2.4 ug/m3	1390
KAFB-106V3-007	SV3-007-612	4/20/2021	FD	5 ft		GS	2Q2021-SV	P2102359-001	TO-15-ug/m3	5/18/2021	N	INITIAL	5	P2102359	1330-20-7	Xylenes, total	270	270	ug/m3	Y			0.65	1.6	4.6 ug/m3	3480
KAFB-106V3-007	SV3-007-612	4/20/2021	FD	5 ft		GS	2Q2021-SV	P2102359-001	TO-15-ug/m3	5/18/2021	N	INITIAL	5	P2102359	141-78-6	Ethyl acetate			ug/m3	N	U	U	1.3	3	4.6 ug/m3	2430
KAFB-106V3-007	SV3-007-612	4/20/2021	FD	5 ft		GS	2Q2021-SV	P2102359-001	TO-15-ug/m3	5/18/2021	N	INITIAL	5	P2102359	142-82-5	n-Heptane	180	180	ug/m3	Y			0.39	1.5	2.4 ug/m3	NS
KAFB-106V3-007	SV3-007-612	4/20/2021	FD	5 ft		GS	2Q2021-SV	P2102359-001	TO-15-ug/m3	5/18/2021	N	INITIAL	5	P2102359	179601-23-1	m- & p-Xylenes	170	170	ug/m3	Y			0.65	1.6	4.6 ug/m3	3480
KAFB-106V3-007	SV3-007-612	4/20/2021	FD	5 ft		GS	2Q2021-SV	P2102359-001	TO-15-ug/m3	5/18/2021	N	INITIAL	5	P2102359	56-23-5	Carbon tetrachloride	0.76	0.76	ug/m3	Y	J	J	0.34	0.79	2.4 ug/m3	156
KAFB-106V3-007	SV3-007-612	4/20/2021	FD	5 ft		GS	2Q2021-SV	P2102359-001	TO-15-ug/m3	5/18/2021	N	INITIAL	5	P2102359	591-78-6	2-Hexanone			ug/m3	N	U	U	0.31	0.79	4.6 ug/m3	NS
KAFB-106V3-007	SV3-007-612	4/20/2021	FD	5 ft		GS	2Q2021-SV	P2102359-001	TO-15-ug/m3	5/18/2021	N	INITIAL	5	P2102359	64-17-5	Ethanol	33	33	ug/m3	Y			1.7	3.8	25 ug/m3	NS
KAFB-106V3-007	SV3-007-612	4/20/2021	FD	5 ft		GS	2Q2021-SV	P2102359-001	TO-15-ug/m3	5/18/2021	N	INITIAL	5	P2102359	67-64-1	Acetone	32	32	ug/m3	Y			5.6	12	24 ug/m3	1080000
KAFB-106V3-007	SV3-007-612	4/20/2021	FD	5 ft		GS	2Q2021-SV	P2102359-001	TO-15-ug/m3	5/18/2021	N	INITIAL	5	P2102359	67-66-3	Chloroform	0.54	0.54	ug/m3	Y	J	J	0.33	0.79	2.5 ug/m3	40.7
KAFB-106V3-007	SV3-007-612	4/20/2021	FD	5 ft		GS	2Q2021-SV	P2102359-001	TO-15-ug/m3	5/18/2021	N	INITIAL	5	P2102359	71-43-2	Benzene	210	210	ug/m3	Y			0.36	0.79	2.4 ug/m3	120
KAFB-106V3-007	SV3-007-612	4/20/2021	FD	5 ft		GS	2Q2021-SV	P2102359-001	TO-15-ug/m3	5/18/2021	N	INITIAL	5	P2102359	74-87-3	Chloromethane			ug/m3	N	U	U	0.4	1.5	2.4 ug/m3	520
KAFB-106V3-007	SV3-007-612	4/20/2021	FD	5 ft		GS	2Q2021-SV	P2102359-001	TO-15-ug/m3	5/18/2021	N	INITIAL	5	P2102359	75-00-3	Chloroethane			ug/m3	N	U	U	0.31	1.5	2.4 ug/m3	348000
KAFB-106V3-007	SV3-007-612	4/20/2021	FD	5 ft		GS	2Q2021-SV	P2102359-001	TO-15-ug/m3	5/18/2021	N	INITIAL	5	P2102359	75-01-4	Vinyl chloride			ug/m3	N	U	U	0.26	0.79	2.5 ug/m3	55.9
KAFB-106V3-007	SV3-007-612	4/20/2021	FD	5 ft		GS	2Q2021-SV	P2102359-001	TO-15-ug/m3	5/18/2021	N	INITIAL	5	P2102359	75-09-2	Methylene chloride			ug/m3	N	U	U	0.69	1.5	2.4 ug/m3	20900
KAFB-106V3-007	SV3-007-612	4/20/2021	FD	5 ft		GS	2Q2021-SV	P2102359-001	TO-15-ug/m3	5/18/2021	N	INITIAL	5	P2102359	75-15-0	Carbon disulfide			ug/m3	N	U	U	0.74	2.5	4.6 ug/m3	24300
KAFB-106V3-007	SV3-007-612	4/20/2021	FD	5 ft		GS	2Q2021-SV	P2102359-001	TO-15-ug/m3	5/18/2021	N	INITIAL	5	P2102359	75-25-2	Bromoform			ug/m3	N	U	U	0.51	1.5	2.5 ug/m3	851
KAFB-106V3-007	SV3-007-612	4/20/2021	FD	5 ft		GS	2Q2021-SV	P2102359-001	TO-15-ug/m3	5/18/2021	N	INITIAL	5	P2102359	75-27-4	Bromodichloromethane			ug/m3	N	U	U	0.36	0.79	2.4 ug/m3	25.3
KAFB-106V3-007	SV3-007-612	4/20/2021	FD	5 ft		GS	2Q2021-SV	P2102359-001	TO-15-ug/m3	5/18/2021	N	INITIAL	5	P2102359	75-34-3	1,1-Dichloroethane			ug/m3	N	U	U	0.36	1.5	2.5 ug/m3	585
KAFB-106V3-007	SV3-007-612	4/20/2021	FD	5 ft		GS	2Q2021-SV	P2102359-001	TO-15-ug/m3	5/18/2021	N	INITIAL	5	P2102359	75-69-4	Trichlorofluoromethane	1.1	1.1	ug/m3	Y	J	J	0.37	1.5	2.4 ug/m3	24300
KAFB-106V3-007	SV3-007-612	4/20/2021	FD	5 ft		GS	2Q2021-SV	P2102359-001	TO-15-ug/m3	5/18/2021	N	INITIAL	5	P2102359	75-71-8	Dichlorodifluoromethane	1.3	1.3	ug/m3	Y	J	J	0.4	1.5	2.4 ug/m3	3480
KAFB-106V3-007	SV3-007-612	4/20/2021	FD	5 ft		GS	2Q2021-SV	P2102359-001	TO-15-ug/m3	5/18/2021	N	INITIAL	5	P2102359	76-13-1	1,1,2-Trichloro-1,2,2-trifluoroethane	3.6	3.6	ug/m3	Y			0.35	0.79	2.5 ug/m3	1040000
KAFB-106V3-007	SV3-007-612	4/20/2021	FD	5 ft		GS	2Q2021-SV	P2102359-001	TO-15-ug/m3	5/18/2021	N	INITIAL	5	P2102359	78-93-3	2-Butanone	11	11	ug/m3	Y			0.51	1.5	4.6 ug/m3	174000
KAFB-106V3-007	SV3-007-612	4/20/2021	FD	5 ft		GS	2Q2021-SV	P2102359-001	TO-15-ug/m3	5/18/2021	N	INITIAL	5	P2102359	79-01-6	Trichloroethene			ug/m3	N	U	U	0.33	0.79	2.4 ug/m3	69.5
KAFB-106V3-007	SV3-007-612	4/20/2021	FD	5 ft		GS	2Q2021-SV	P2102359-001	TO-15-ug/m3	5/18/2021	N	INITIAL	5	P2102359	91-20-3	Naphthalene	9.5	9.5	ug/m3	Y			0.6	1.4	2.4 ug/m3	27.5
KAFB-106V3-007	SV3-007-612	4/20/2021	FD	5 ft		GS	2Q2021-SV	P2102359-001	TO-15-ug/m3	5/18/2021	N	INITIAL	5	P2102359	95-47-6	o-Xylene	100	100	ug/m3	Y			0.36	0.79	2.5 ug/m3	3480
KAFB-106V3-007	SV3-007-612	4/20/2021	FD	5 ft		GS	2Q2021-SV	P2102359-001	TO-15-ug/m3	5/18/2021	N	INITIAL	5	P2102359	95-63-6	1,2,4-Trimethylbenzene	39	39	ug/m3	Y			0.34	0.79	2.4 ug/m3	NS
KAFB-106V3-007	SV3-007-612	4/20/2021	FD	5 ft		GS	2Q2021-SV	P2102359-001	TO-15-ug/m3	5/19/2021	N	DILUTION	46	P2102359	108-88-3	Toluene	700	700	ug/m3	Y		D	3	7.9	24 ug/m3	174000
KAFB-106V3-007	SV3-007-612	4/20/2021	FD	5 ft		GS	2Q2021-SV	P2102359-001	TO-15-ug/m3	5/19/2021	N	DILUTION	46	P2102359	110-82-7	Cyclohexane	1300	1300	ug/m3	Y		D	6.9	16	46 ug/m3	NS
KAFB-106V3-007	SV3-007-612	4/20/2021	FD	5 ft		GS	2Q2021-SV	P2102359-001	TO-15-ug/m3	5/19/2021	N	DILUTION	46	P2102359	67-63-0	Isopropyl alcohol	1600	1600	ug/m3	Y	J	D	10	29	46 ug/m3	NS

Table N-3

[a] Lab reports for Q3 2020 data are porvided in Appendix D-2. Each report is bookmarked in the PDF using the lab report title referred to in this column.
[b] See individual lab reports for a description of lab qualifiers.
[c] The EPA MDL is equivalent to the DoD DL.
[d] The EPA RDL is equivalent to the DoD LOD.
[e] The EPA PQL is equivalent to the DoD LOQ.
[f] NMWQCC numeric standards per the NMAC Title 20.6.2.3101A, Standards for Ground Water of 10,000 mg/L Total Dissolved Solids Concentration or Less (NMAC 2018). For metals, the NMWQCC numeric standard applies to dissolved metals.
[g] EPA National Primary Drinking Water Regulations, MCLs and Secondary MCLs, Title 40CFR Part 141, 143 (May 2018).
[h] EPA Region 6 RSL for Tapwater (November 2020) for hazard index = 1.0 for noncarcinogens and a 10-5 cancer risk level for carcinogens.
[i] The project screening level was selected to satisfy the requirements of the Kirtland AFB Hazardous Waste Permit Number NM9570024423 as the lowest of (1) NMWQCC numeric standard or (2) EPA MCL. If no NMQWCC standard or MCL exists for any analyte, then the project screening level will be the EPA RSL.
[J] New Mexico Environment Department VISL Residential Soil Gas (2017).
< = less than
cas_rn = Chemical Abstract Service registry number
D = dissolved
DL = detection lmit
DoD = Department of Defense
EPA = U.S. Environmental Protection Agency
FD = field duplicate
ft = foot/feet
GS = soil gas
ID = identification
J = Qualifier denotes the analyte was positively identified, but the associated numerical value is estimated.
LOD = limit of detetion
LOQ = limit of quantitation
MCL = maximum contaminant level
MDL = method detection limit
mg/kg = milligrams per kilogram
mg/l = milligrams per liter
mgcaco3/l = milligrams of calcium carbonate per liter
N (in "detect_flag" column) = no
N (in "fraction" column) = not applicable
N (in "sample_type_code" column)= normal
NMAC = New Mexico Administrative Code
NMWQCC = New Mexico Water Quality Control Commission
NS = not specificed
PQL = practical quantitation limit
PSL = project screening level
RDL = report detection limit
RSL = regional screening level
SO = soil
T = total
U = Qualifier denotes the analyte was analyzed but not detected above the detection limit. The value associated with the U-qualifier is the LOD.
ug/kg = micrograms per kilogram
ug/l = micrograms per liter
ug/m3 = micrograms per cubic meter
WG = groundwater
Y = yes

APPENDIX N-4

LEVEL 2 GROUNDWATER ANALYTICAL REPORTS AND EXCEL DATA FILE

eurofins | Environment Testing America

ANALYTICAL REPORT

Eurofins Lancaster Laboratories Env, LLC
2425 New Holland Pike
Lancaster, PA 17601
Tel: (717)656-2300

Laboratory Job ID: 410-25392-1
Client Project/Site: Kirtland AFB

For:
EA Engineering, Science, and Technology
405 S. Highway 121 bypass
Building C
Suite 100
Lewisville, Texas 75067

Attn: Pamela J Moss

Darlene Bandy

Authorized for release by:
1/18/2021 10:02:26 AM

Darlene Bandy, Project Manager I
(303)736-0188
Darlene.Bandy@Eurofinset.com

LINKS

Review your project results through TotalAccess

Have a Question? Ask The Expert

Visit us at: www.eurofinsus.com/Env

The test results in this report meet all 2003 NELAC, 2009 TNI, and 2016 TNI requirements for accredited parameters, exceptions are noted in this report. This report may not be reproduced except in full, and with written approval from the laboratory. For questions please contact the Project Manager at the e-mail address or telephone number listed on this page.

This report has been electronically signed and authorized by the signatory. Electronic signature is intended to be the legally binding equivalent of a traditionally handwritten signature.

Results relate only to the items tested and the sample(s) as received by the laboratory.

1 2 3 4 5 6 7 8 9 10 11 12 13 14 15

Analytical test results meet all requirements of the associated regulatory program (e.g., NELAC (TNI), DoD, and ISO 17025) unless otherwise noted under the individual analysis. Data qualifiers are applied to note exceptions. Noncompliant quality control (QC) is further explained in narrative comments.
· QC results that exceed the upper limits and are associated with non-detect samples are qualified but further narration is not required since the bias is high and does not change a non-detect result. Further narration is also not required with QC blank detection when the associated sample concentration is non-detect or more than ten times the level in the blank.
· Matrix QC may not be reported if insufficient sample or site-specific QC samples were not submitted. In these situations, to demonstrate precision and accuracy at a batch level, a LCS/LCSD is performed, unless otherwise specified in the method.
· Surrogate and/or isotope dilution analyte recoveries (if applicable) which are outside of the QC window are confirmed unless attributed to a dilution or otherwise noted in the narrative.
Regulated compliance samples (e.g. SDWA, NPDES) must comply with the associated agency requirements/permits.

Measurement uncertainty values, as applicable, are available upon request.

Test results relate only to the sample tested. Clients should be aware that a critical step in a chemical or microbiological analysis is the collection of the sample. Unless the sample analyzed is truly representative of the bulk of material involved, the test results will be meaningless. If you have questions regarding the proper techniques of collecting samples, please contact us. We cannot be held responsible for sample integrity, however, unless sampling has been performed by a member of our staff. Times are local to the area of activity. Parameters listed in the 40 CFR Part 136 Table II as "analyze immediately" and tested in the laboratory are not performed within 15 minutes of collection.

This report shall not be reproduced except in full, without the written approval of the laboratory.

WARRANTY AND LIMITS OF LIABILITY - In accepting analytical work, we warrant the accuracy of test results for the sample as submitted. The foregoing express warranty is exclusive and is given in lieu of all other warranties, expressed or implied, except as otherwise agreed. We disclaim any other warranties, expressed or implied, including a warranty of fitness for particular purpose and warranty of merchantability. In no event shall Eurofins Lancaster Laboratories Environmental, LLC be liable for indirect, special, consequential, or incidental damages including, but not limited to, damages for loss of profit or goodwill regardless of (A) the negligence (either sole or concurrent) of Eurofins Lancaster Laboratories Environmental and (B) whether Eurofins Lancaster Laboratories Environmental has been informed of the possibility of such damages. We accept no legal responsibility for the purposes for which the client uses the test results. Except as otherwise agreed, no purchase order or other order for work shall be accepted by Eurofins Lancaster Laboratories Environmental which includes any conditions that vary from the Standard Terms and Conditions, and Eurofins Lancaster Laboratories Environmental hereby objects to any conflicting terms contained in any acceptance or order submitted by client.

Darlene Bandy

Darlene Bandy
Project Manager I
1/18/2021 10:02:26 AM

Table of Contents

Cover Page 1
Table of Contents 3
Definitions/Glossary 4
Case Narrative 6
Detection Summary 7
Client Sample Results 8
Surrogate Summary 16
QC Sample Results 18
QC Association Summary 29
Lab Chronicle 32
Certification Summary 34
Method Summary 35
Sample Summary 36
Chain of Custody 37
Receipt Checklists 39

Qualifiers

GC/MS VOA

Qualifier	Qualifier Description
D	The reported value is from a dilution.
J	Estimated: The analyte was positively identified; the quantitation is an estimation
M	Manual integrated compound.
Q	One or more quality control criteria failed.
U	Undetected at the Limit of Detection.

GC VOA

Qualifier	Qualifier Description
D	The reported value is from a dilution.
M	Manual integrated compound.
U	Undetected at the Limit of Detection.

GC Semi VOA

Qualifier	Qualifier Description
D	The reported value is from a dilution.
J1	Estimated: The quantitation is an estimation due to discrepancies in meeting certain analyte-specific quality control criteria.
M	Manual integrated compound.
Q	One or more quality control criteria failed.
U	Undetected at the Limit of Detection.

HPLC/IC

Qualifier	Qualifier Description
D	The reported value is from a dilution.
U	Undetected at the Limit of Detection.

Metals

Qualifier	Qualifier Description
J	Estimated: The analyte was positively identified; the quantitation is an estimation
U	Undetected at the Limit of Detection.

General Chemistry

Qualifier	Qualifier Description
J1	Estimated: The quantitation is an estimation due to discrepancies in meeting certain analyte-specific quality control criteria.
U	Undetected at the Limit of Detection.

Glossary

Abbreviation	These commonly used abbreviations may or may not be present in this report.
¤	Listed under the "D" column to designate that the result is reported on a dry weight basis
%R	Percent Recovery
1C	Result is from the primary column on a dual-column method.
2C	Result is from the confirmation column on a dual-column method.
CFL	Contains Free Liquid
CFU	Colony Forming Unit
CNF	Contains No Free Liquid
DER	Duplicate Error Ratio (normalized absolute difference)
Dil Fac	Dilution Factor
DL	Detection Limit (DoD/DOE)
DL, RA, RE, IN	Indicates a Dilution, Re-analysis, Re-extraction, or additional Initial metals/anion analysis of the sample
DLC	Decision Level Concentration (Radiochemistry)
EDL	Estimated Detection Limit (Dioxin)
LOD	Limit of Detection (DoD/DOE)
LOQ	Limit of Quantitation (DoD/DOE)
MCL	EPA recommended "Maximum Contaminant Level"
MDA	Minimum Detectable Activity (Radiochemistry)
MDC	Minimum Detectable Concentration (Radiochemistry)
MDL	Method Detection Limit

Glossary (Continued)

Abbreviation	These commonly used abbreviations may or may not be present in this report.
ML	Minimum Level (Dioxin)
MPN	Most Probable Number
MQL	Method Quantitation Limit
NC	Not Calculated
ND	Not Detected at the reporting limit (or MDL or EDL if shown)
NEG	Negative / Absent
POS	Positive / Present
PQL	Practical Quantitation Limit
PRES	Presumptive
QC	Quality Control
RER	Relative Error Ratio (Radiochemistry)
RL	Reporting Limit or Requested Limit (Radiochemistry)
RPD	Relative Percent Difference, a measure of the relative difference between two points
TEF	Toxicity Equivalent Factor (Dioxin)
TEQ	Toxicity Equivalent Quotient (Dioxin)
TNTC	Too Numerous To Count

Job ID: 410-25392-1

Laboratory: Eurofins Lancaster Laboratories Env, LLC

Narrative

Job Narrative
410-25392-1

Receipt
The samples were received on 1/5/2021 10:42 AM; the samples arrived in good condition, and, where required, properly preserved and on ice. The temperature of the cooler at receipt time was 0.5°C

Receipt Exceptions
The laboratory received a metals bottle for sample ERS10-123020-01 (410-25392-2); however, no metals were requested on the COC for this sample. This was logged for metals per the container received: As & Pb (6020A), Ca, Mg, K, and Na (6010C). As instructed by the client, Fe and Mn were added to the 6010C analysis for this sample. The client also provided a revised COC; both original and revised COCs are included in the reports.
ERS10-123020-01 (410-25392-2)

GC/MS VOA
Method 8260C_DOD5: The laboratory control sample (LCS) and / or laboratory control sample duplicate (LCSD) for 410-83578 recovered outside control limits for the following analytes: cis-1,2-Dichloroethene. These analytes were biased high in the LCS and were not detected in the associated samples; therefore, the data have been reported.

Method 8260C_DOD5: The preservative used in the sample containers provided is not compatible with some of the Method 8260 analytes requested. The following samples were received preserved with hydrochloric acid: GWS10-204 (410-25392-1), ERS10-123020-01 (410-25392-2) and TB01 (Trip Blank) (410-25392-3). The requested target analyte list includes Acrolein and Acrylonitrile, acid-labile compounds that degrade in an acidic medium. It is noted that this preservation is per QAPP requirements.

Method 8260C_DOD5: The response for Dichlorodifluoromethane in the initial calibration verification marginally exceeds the DoD acceptance criteria on analytical batch 410-83578. Due to the marginal nature of the outlier(s), the data is reported.

No additional analytical or quality issues were noted, other than those described above or in the Definitions/ Glossary page.

Gasoline Range Organics
No additional analytical or quality issues were noted, other than those described above or in the Definitions/ Glossary page.

Diesel Range Organics
No additional analytical or quality issues were noted, other than those described above or in the Definitions/ Glossary page.

GC Semi VOA
No additional analytical or quality issues were noted, other than those described above or in the Definitions/ Glossary page.

HPLC/IC
No additional analytical or quality issues were noted, other than those described above or in the Definitions/ Glossary page.

Metals
No additional analytical or quality issues were noted, other than those described above or in the Definitions/ Glossary page.

General Chemistry
No additional analytical or quality issues were noted, other than those described above or in the Definitions/ Glossary page.

Detection Summary

Client: EA Engineering, Science, and Technology
Project/Site: Kirtland AFB

Job ID: 410-25392-1

Client Sample ID: GWS10-204 — Lab Sample ID: 410-25392-1

Analyte	Result	Qualifier	LOQ	LOD	DL	Unit	Dil Fac	D	Method	Prep Type
1,1,2,2-Tetrachloroethane	5.2	D	5.0	2.5	1.0	ug/L	5		8260C DOD	Total/NA
1,2,3-Trichloropropane	1.2	J D	25	2.5	1.0	ug/L	5		8260C DOD	Total/NA
1,2,4-Trimethylbenzene	280	D	25	10	5.0	ug/L	5		8260C DOD	Total/NA
1,2-Dibromoethane	140	D	5.0	2.5	1.0	ug/L	5		8260C DOD	Total/NA
1,3,5-Trimethylbenzene	82	D	25	5.0	1.5	ug/L	5		8260C DOD	Total/NA
2-Butanone	57	D	50	5.0	1.5	ug/L	5		8260C DOD	Total/NA
2-Hexanone	31	J D	50	5.0	1.5	ug/L	5		8260C DOD	Total/NA
4-Methyl-2-pentanone	13	J D	50	5.0	2.5	ug/L	5		8260C DOD	Total/NA
Acetone	410	D	100	10	3.5	ug/L	5		8260C DOD	Total/NA
Ethylbenzene	850	D	5.0	4.0	2.0	ug/L	5		8260C DOD	Total/NA
Isopropylbenzene	53	D	25	2.5	1.0	ug/L	5		8260C DOD	Total/NA
m&p-Xylene	2700	D	25	10	5.0	ug/L	5		8260C DOD	Total/NA
Naphthalene	160	D	25	10	5.0	ug/L	5		8260C DOD	Total/NA
n-Butylbenzene	5.0	J D	25	2.5	1.0	ug/L	5		8260C DOD	Total/NA
N-Propylbenzene	45	D	25	2.5	1.0	ug/L	5		8260C DOD	Total/NA
o-Xylene	1100	D	5.0	4.0	2.0	ug/L	5		8260C DOD	Total/NA
p-Isopropyltoluene	5.1	J D	25	2.5	1.0	ug/L	5		8260C DOD	Total/NA
sec-Butylbenzene	8.0	J D	25	2.5	1.0	ug/L	5		8260C DOD	Total/NA
Xylenes, Total	3800		30	14	7.0	ug/L	5		8260C DOD	Total/NA
Benzene - DL	8400	D	50	25	10	ug/L	50		8260C DOD	Total/NA
Toluene - DL2	16000	D	500	250	100	ug/L	500		8260C DOD	Total/NA
GRO (1C)	61000	D M	2500	2000	1200	ug/L	50		8015D GRO	Total/NA
Ethylene Dibromide (1C)	15	D	2.9	1.9	0.96	ug/L	100		8011	Total/NA
DRO (C10-C28) (1C)	23000	D	980	740	360	ug/L	5		8015D DRO	Total/NA
Chloride	15	D	2.0	1.5	1.0	mg/L	5		EPA 300.0 R2.1	Total/NA
Sulfate	14	D	5.0	4.5	1.5	mg/L	5		EPA 300.0 R2.1	Total/NA
Calcium	49		0.20	0.15	0.096	mg/L	1		6010C	Total Recoverable
Magnesium	8.2		0.10	0.075	0.040	mg/L	1		6010C	Total Recoverable
Potassium	3.2		0.50	0.45	0.20	mg/L	1		6010C	Total Recoverable
Sodium	26		1.0	0.50	0.24	mg/L	1		6010C	Total Recoverable
Iron	0.046	J	0.21	0.10	0.041	mg/L	1		6010C	Dissolved
Manganese	0.60		0.010	0.0052	0.0031	mg/L	1		6010C	Dissolved
Arsenic	0.00085	J	0.0020	0.0016	0.00068	mg/L	1		6020A	Total/NA
Bicarbonate Alkalinity as CaCO3	180		8.0	6.0	2.6	mg/L	1		2320B-2011	Total/NA
Total Alkalinity as CaCO3 to pH 4.5	180	J1	8.0	6.0	2.6	mg/L	1		2320B-2011	Total/NA

Client Sample ID: ERS10-123020-01 — Lab Sample ID: 410-25392-2

Analyte	Result	Qualifier	LOQ	LOD	DL	Unit	Dil Fac	D	Method	Prep Type
Bromodichloromethane	0.71	J	1.0	0.50	0.20	ug/L	1		8260C DOD	Total/NA
Chloroform	0.37	J M	1.0	0.50	0.20	ug/L	1		8260C DOD	Total/NA
Dibromochloromethane	0.88	J	1.0	0.50	0.20	ug/L	1		8260C DOD	Total/NA

Client Sample ID: TB01 (Trip Blank) — Lab Sample ID: 410-25392-3

No Detections.

This Detection Summary does not include radiochemical test results.

Eurofins Lancaster Laboratories Env, LLC

Client Sample Results

Client: EA Engineering, Science, and Technology
Project/Site: Kirtland AFB

Job ID: 410-25392-1

Client Sample ID: GWS10-204

Date Collected: 12/30/20 14:42
Date Received: 01/05/21 10:42

Lab Sample ID: 410-25392-1

Matrix: Water

Method: 8260C DOD - Volatile Organic Compounds (GC/MS)

Analyte	Result	Qualifier	LOQ	LOD	DL	Unit	D	Analyzed	Dil Fac
1,1,1,2-Tetrachloroethane	2.5	U	5.0	2.5	1.0	ug/L		01/11/21 16:09	5
1,1,1-Trichloroethane	2.5	U	5.0	2.5	1.5	ug/L		01/11/21 16:09	5
1,1,2,2-Tetrachloroethane	**5.2**	**D**	5.0	2.5	1.0	ug/L		01/11/21 16:09	5
1,1,2-Trichloroethane	2.5	U M	5.0	2.5	1.0	ug/L		01/11/21 16:09	5
1,1-Dichloroethane	2.5	U	5.0	2.5	1.0	ug/L		01/11/21 16:09	5
1,1-Dichloroethene	2.5	U	5.0	2.5	1.0	ug/L		01/11/21 16:09	5
1,1-Dichloropropene	2.5	U	25	2.5	1.0	ug/L		01/11/21 16:09	5
1,2,3-Trichlorobenzene	5.0	U	25	5.0	2.0	ug/L		01/11/21 16:09	5
1,2,3-Trichloropropane	**1.2**	**J D**	25	2.5	1.0	ug/L		01/11/21 16:09	5
1,2,4-Trichlorobenzene	5.0	U	25	5.0	1.5	ug/L		01/11/21 16:09	5
1,2,4-Trimethylbenzene	**280**	**D**	25	10	5.0	ug/L		01/11/21 16:09	5
1,2-Dibromo-3-Chloropropane	5.0	U M	25	5.0	1.5	ug/L		01/11/21 16:09	5
1,2-Dibromoethane	**140**	**D**	5.0	2.5	1.0	ug/L		01/11/21 16:09	5
1,2-Dichlorobenzene	2.5	U	25	2.5	1.0	ug/L		01/11/21 16:09	5
1,2-Dichloroethane	2.5	U	5.0	2.5	1.5	ug/L		01/11/21 16:09	5
1,2-Dichloropropane	2.5	U M	5.0	2.5	1.0	ug/L		01/11/21 16:09	5
1,3,5-Trimethylbenzene	**82**	**D**	25	5.0	1.5	ug/L		01/11/21 16:09	5
1,3-Dichlorobenzene	2.5	U	25	2.5	1.0	ug/L		01/11/21 16:09	5
1,3-Dichloropropane	2.5	U	5.0	2.5	1.0	ug/L		01/11/21 16:09	5
1,4-Dichlorobenzene	2.5	U	25	2.5	1.0	ug/L		01/11/21 16:09	5
2,2-Dichloropropane	2.5	U	5.0	2.5	1.5	ug/L		01/11/21 16:09	5
2-Butanone	**57**	**D**	50	5.0	1.5	ug/L		01/11/21 16:09	5
2-Chlorotoluene	2.5	U	25	2.5	1.0	ug/L		01/11/21 16:09	5
2-Hexanone	**31**	**J D**	50	5.0	1.5	ug/L		01/11/21 16:09	5
4-Chlorotoluene	2.5	U	25	2.5	1.0	ug/L		01/11/21 16:09	5
4-Methyl-2-pentanone	**13**	**J D**	50	5.0	2.5	ug/L		01/11/21 16:09	5
Acetone	**410**	**D**	100	10	3.5	ug/L		01/11/21 16:09	5
Acrolein	25	U	500	25	15	ug/L		01/11/21 16:09	5
Acrylonitrile	5.0	U M	100	5.0	1.5	ug/L		01/11/21 16:09	5
Bromobenzene	2.5	U	25	2.5	1.0	ug/L		01/11/21 16:09	5
Bromochloromethane	2.5	U	25	2.5	1.0	ug/L		01/11/21 16:09	5
Bromodichloromethane	2.5	U	5.0	2.5	1.0	ug/L		01/11/21 16:09	5
Bromoform	10	U	20	10	5.0	ug/L		01/11/21 16:09	5
Bromomethane	2.5	U	5.0	2.5	1.5	ug/L		01/11/21 16:09	5
Carbon disulfide	2.5	U	25	2.5	1.0	ug/L		01/11/21 16:09	5
Carbon tetrachloride	2.5	U	5.0	2.5	1.0	ug/L		01/11/21 16:09	5
Chlorobenzene	2.5	U	5.0	2.5	1.0	ug/L		01/11/21 16:09	5
Chloroethane	2.5	U	5.0	2.5	1.0	ug/L		01/11/21 16:09	5
Chloroform	2.5	U	5.0	2.5	1.0	ug/L		01/11/21 16:09	5
Chloromethane	2.5	U	5.0	2.5	1.0	ug/L		01/11/21 16:09	5
cis-1,2-Dichloroethene	2.5	U Q	5.0	2.5	1.0	ug/L		01/11/21 16:09	5
cis-1,3-Dichloropropene	2.5	U	5.0	2.5	1.0	ug/L		01/11/21 16:09	5
Dibromochloromethane	2.5	U	5.0	2.5	1.0	ug/L		01/11/21 16:09	5
Dibromomethane	2.5	U	5.0	2.5	1.0	ug/L		01/11/21 16:09	5
Dichlorodifluoromethane	2.5	U Q	5.0	2.5	1.0	ug/L		01/11/21 16:09	5
Ethylbenzene	**850**	**D**	5.0	4.0	2.0	ug/L		01/11/21 16:09	5
Hexachlorobutadiene	20	U	25	20	10	ug/L		01/11/21 16:09	5
Isopropylbenzene	**53**	**D**	25	2.5	1.0	ug/L		01/11/21 16:09	5
m&p-Xylene	**2700**	**D**	25	10	5.0	ug/L		01/11/21 16:09	5

Client Sample ID: GWS10-204

Date Collected: 12/30/20 14:42
Date Received: 01/05/21 10:42

Lab Sample ID: 410-25392-1

Matrix: Water

Method: 8260C DOD - Volatile Organic Compounds (GC/MS) (Continued)

Analyte	Result	Qualifier	LOQ	LOD	DL	Unit	D	Analyzed	Dil Fac
Methyl tertiary butyl ether	2.5	U	5.0	2.5	1.0	ug/L		01/11/21 16:09	5
Methylene Chloride	2.5	U	5.0	2.5	1.5	ug/L		01/11/21 16:09	5
Naphthalene	**160**	**D**	25	10	5.0	ug/L		01/11/21 16:09	5
n-Butylbenzene	**5.0**	**J D**	25	2.5	1.0	ug/L		01/11/21 16:09	5
N-Propylbenzene	**45**	**D**	25	2.5	1.0	ug/L		01/11/21 16:09	5
o-Xylene	**1100**	**D**	5.0	4.0	2.0	ug/L		01/11/21 16:09	5
p-Isopropyltoluene	**5.1**	**J D**	25	2.5	1.0	ug/L		01/11/21 16:09	5
sec-Butylbenzene	**8.0**	**J D**	25	2.5	1.0	ug/L		01/11/21 16:09	5
Styrene	2.5	U M	25	2.5	1.0	ug/L		01/11/21 16:09	5
tert-Butylbenzene	5.0	U	25	5.0	1.5	ug/L		01/11/21 16:09	5
Tetrachloroethene	2.5	U	5.0	2.5	1.0	ug/L		01/11/21 16:09	5
trans-1,2-Dichloroethene	2.5	U	5.0	2.5	1.0	ug/L		01/11/21 16:09	5
trans-1,3-Dichloropropene	2.5	U	5.0	2.5	1.0	ug/L		01/11/21 16:09	5
Trichloroethene	2.5	U	5.0	2.5	1.0	ug/L		01/11/21 16:09	5
Trichlorofluoromethane	2.5	U	5.0	2.5	1.0	ug/L		01/11/21 16:09	5
Vinyl acetate	10	U	50	10	3.5	ug/L		01/11/21 16:09	5
Vinyl chloride	2.5	U	5.0	2.5	1.0	ug/L		01/11/21 16:09	5
Xylenes, Total	**3800**		30	14	7.0	ug/L		01/11/21 16:09	5

Surrogate	*%Recovery*	*Qualifier*	*Limits*	*Prepared*	*Analyzed*	*Dil Fac*
1,2-Dichloroethane-d4 (Surr)	*101*		*81 - 118*		*01/11/21 16:09*	*5*
4-Bromofluorobenzene (Surr)	*98*		*85 - 114*		*01/11/21 16:09*	*5*
Dibromofluoromethane (Surr)	*97*		*80 - 119*		*01/11/21 16:09*	*5*
Toluene-d8 (Surr)	*97*		*89 - 112*		*01/11/21 16:09*	*5*

Method: 8260C DOD - Volatile Organic Compounds (GC/MS) - DL

Analyte	Result	Qualifier	LOQ	LOD	DL	Unit	D	Analyzed	Dil Fac
Benzene	**8400**	**D**	50	25	10	ug/L		01/11/21 16:31	50

Surrogate	*%Recovery*	*Qualifier*	*Limits*	*Prepared*	*Analyzed*	*Dil Fac*
1,2-Dichloroethane-d4 (Surr)	*102*		*81 - 118*		*01/11/21 16:31*	*50*
4-Bromofluorobenzene (Surr)	*96*		*85 - 114*		*01/11/21 16:31*	*50*
Dibromofluoromethane (Surr)	*101*		*80 - 119*		*01/11/21 16:31*	*50*
Toluene-d8 (Surr)	*98*		*89 - 112*		*01/11/21 16:31*	*50*

Method: 8260C DOD - Volatile Organic Compounds (GC/MS) - DL2

Analyte	Result	Qualifier	LOQ	LOD	DL	Unit	D	Analyzed	Dil Fac
Toluene	**16000**	**D**	500	250	100	ug/L		01/12/21 18:41	500

Surrogate	*%Recovery*	*Qualifier*	*Limits*	*Prepared*	*Analyzed*	*Dil Fac*
1,2-Dichloroethane-d4 (Surr)	*102*		*81 - 118*		*01/12/21 18:41*	*500*
4-Bromofluorobenzene (Surr)	*95*		*85 - 114*		*01/12/21 18:41*	*500*
Dibromofluoromethane (Surr)	*102*		*80 - 119*		*01/12/21 18:41*	*500*
Toluene-d8 (Surr)	*97*		*89 - 112*		*01/12/21 18:41*	*500*

Method: 8015D GRO - Gasoline Range Organics (GRO)

Analyte	Result	Qualifier	LOQ	LOD	DL	Unit	D	Analyzed	Dil Fac
GRO (1C)	**61000**	**D M**	2500	2000	1200	ug/L		01/06/21 01:07	50

Surrogate	*%Recovery*	*Qualifier*	*Limits*	*Prepared*	*Analyzed*	*Dil Fac*
a,a,a-Trifluorotoluene (fid) (1C)	*92*		*63 - 135*		*01/06/21 01:07*	*50*

Client Sample Results

Client: EA Engineering, Science, and Technology
Project/Site: Kirtland AFB

Job ID: 410-25392-1

Client Sample ID: GWS10-204

Lab Sample ID: 410-25392-1

Date Collected: 12/30/20 14:42
Date Received: 01/05/21 10:42

Matrix: Water

Method: 8011 - EDB, DBCP, and 1,2,3-TCP (GC)

Analyte	Result	Qualifier	LOQ	LOD	DL	Unit	D	Analyzed	Dil Fac
Ethylene Dibromide (1C)	**15**	**D**	2.9	1.9	0.96	ug/L		01/11/21 19:50	100

Surrogate	*%Recovery*	*Qualifier*	*Limits*	*Prepared*	*Analyzed*	*Dil Fac*
1,1,2,2-Tetrachloroethane (1C)	*561*	*J1 Q*	*46 - 136*	*01/07/21 04:37*	*01/11/21 19:50*	*100*
1,1,2,2-Tetrachloroethane (2C)	*264*	*J1 Q*	*46 - 136*	*01/07/21 04:37*	*01/11/21 19:50*	*100*

Method: 8015D DRO - Diesel Range Organics (DRO) (GC)

Analyte	Result	Qualifier	LOQ	LOD	DL	Unit	D	Analyzed	Dil Fac
DRO (C10-C28) (1C)	**23000**	**D**	980	740	360	ug/L		01/07/21 17:16	5
ORO (>C28-C40) (1C)	440	U	490	440	220	ug/L		01/07/21 17:16	5

Surrogate	*%Recovery*	*Qualifier*	*Limits*	*Prepared*	*Analyzed*	*Dil Fac*
o- terphenyl (Surr) (1C)	*101*		*56 - 125*	*01/06/21 20:28*	*01/07/21 17:16*	*5*

Method: EPA 300.0 R2.1 - Anions, Ion Chromatography

Analyte	Result	Qualifier	LOQ	LOD	DL	Unit	D	Analyzed	Dil Fac
Bromide	2.0	U	2.5	2.0	1.3	mg/L		01/07/21 20:11	5
Chloride	**15**	**D**	2.0	1.5	1.0	mg/L		01/07/21 20:11	5
Sulfate	**14**	**D**	5.0	4.5	1.5	mg/L		01/07/21 20:11	5

Method: 6010C - Metals (ICP) - Total Recoverable

Analyte	Result	Qualifier	LOQ	LOD	DL	Unit	D	Analyzed	Dil Fac
Calcium	**49**		0.20	0.15	0.096	mg/L		01/11/21 18:58	1
Magnesium	**8.2**		0.10	0.075	0.040	mg/L		01/11/21 18:58	1
Potassium	**3.2**		0.50	0.45	0.20	mg/L		01/11/21 18:58	1
Sodium	**26**		1.0	0.50	0.24	mg/L		01/11/21 18:58	1

Method: 6010C - Metals (ICP) - Dissolved

Analyte	Result	Qualifier	LOQ	LOD	DL	Unit	D	Analyzed	Dil Fac
Iron	**0.046**	**J**	0.21	0.10	0.041	mg/L		01/10/21 14:43	1
Manganese	**0.60**		0.010	0.0052	0.0031	mg/L		01/10/21 14:43	1

Method: 6020A - Metals (ICP/MS)

Analyte	Result	Qualifier	LOQ	LOD	DL	Unit	D	Analyzed	Dil Fac
Arsenic	**0.00085**	**J**	0.0020	0.0016	0.00068	mg/L		01/07/21 16:03	1
Lead	0.00025	U	0.00050	0.00025	0.000071	mg/L		01/07/21 16:03	1

General Chemistry

Analyte	Result	Qualifier	LOQ	LOD	DL	Unit	D	Analyzed	Dil Fac
Bicarbonate Alkalinity as CaCO3	**180**		8.0	6.0	2.6	mg/L		01/06/21 23:27	1
Carbonate Alkalinity as CaCO3	6.0	U	8.0	6.0	2.6	mg/L		01/06/21 23:27	1
Total Alkalinity as CaCO3 to pH 4.5	**180**	**J1**	8.0	6.0	2.6	mg/L		01/06/21 23:27	1
Nitrate Nitrite as N	0.090	U	0.10	0.090	0.040	mg/L		01/07/21 14:35	1

Client Sample ID: ERS10-123020-01

Lab Sample ID: 410-25392-2

Date Collected: 12/30/20 10:00
Date Received: 01/05/21 10:42

Matrix: Water

Method: 8260C DOD - Volatile Organic Compounds (GC/MS)

Analyte	Result	Qualifier	LOQ	LOD	DL	Unit	D	Analyzed	Dil Fac
1,1,1,2-Tetrachloroethane	0.50	U	1.0	0.50	0.20	ug/L		01/11/21 13:13	1
1,1,1-Trichloroethane	0.50	U	1.0	0.50	0.30	ug/L		01/11/21 13:13	1

Client Sample ID: ERS10-123020-01

Date Collected: 12/30/20 10:00
Date Received: 01/05/21 10:42

Lab Sample ID: 410-25392-2

Matrix: Water

Method: 8260C DOD - Volatile Organic Compounds (GC/MS) (Continued)

Analyte	Result	Qualifier	LOQ	LOD	DL	Unit	D	Analyzed	Dil Fac
1,1,2,2-Tetrachloroethane	0.50	U	1.0	0.50	0.20	ug/L		01/11/21 13:13	1
1,1,2-Trichloroethane	0.50	U	1.0	0.50	0.20	ug/L		01/11/21 13:13	1
1,1-Dichloroethane	0.50	U	1.0	0.50	0.20	ug/L		01/11/21 13:13	1
1,1-Dichloroethene	0.50	U	1.0	0.50	0.20	ug/L		01/11/21 13:13	1
1,1-Dichloropropene	0.50	U	5.0	0.50	0.20	ug/L		01/11/21 13:13	1
1,2,3-Trichlorobenzene	1.0	U	5.0	1.0	0.40	ug/L		01/11/21 13:13	1
1,2,3-Trichloropropane	0.50	U	5.0	0.50	0.20	ug/L		01/11/21 13:13	1
1,2,4-Trichlorobenzene	1.0	U	5.0	1.0	0.30	ug/L		01/11/21 13:13	1
1,2,4-Trimethylbenzene	2.0	U	5.0	2.0	1.0	ug/L		01/11/21 13:13	1
1,2-Dibromo-3-Chloropropane	1.0	U	5.0	1.0	0.30	ug/L		01/11/21 13:13	1
1,2-Dibromoethane	0.50	U	1.0	0.50	0.20	ug/L		01/11/21 13:13	1
1,2-Dichlorobenzene	0.50	U	5.0	0.50	0.20	ug/L		01/11/21 13:13	1
1,2-Dichloroethane	0.50	U M	1.0	0.50	0.30	ug/L		01/11/21 13:13	1
1,2-Dichloropropane	0.50	U	1.0	0.50	0.20	ug/L		01/11/21 13:13	1
1,3,5-Trimethylbenzene	1.0	U	5.0	1.0	0.30	ug/L		01/11/21 13:13	1
1,3-Dichlorobenzene	0.50	U	5.0	0.50	0.20	ug/L		01/11/21 13:13	1
1,3-Dichloropropane	0.50	U	1.0	0.50	0.20	ug/L		01/11/21 13:13	1
1,4-Dichlorobenzene	0.50	U	5.0	0.50	0.20	ug/L		01/11/21 13:13	1
2,2-Dichloropropane	0.50	U	1.0	0.50	0.30	ug/L		01/11/21 13:13	1
2-Butanone	1.0	U	10	1.0	0.30	ug/L		01/11/21 13:13	1
2-Chlorotoluene	0.50	U	5.0	0.50	0.20	ug/L		01/11/21 13:13	1
2-Hexanone	1.0	U	10	1.0	0.30	ug/L		01/11/21 13:13	1
4-Chlorotoluene	0.50	U	5.0	0.50	0.20	ug/L		01/11/21 13:13	1
4-Methyl-2-pentanone	1.0	U	10	1.0	0.50	ug/L		01/11/21 13:13	1
Acetone	2.0	U	20	2.0	0.70	ug/L		01/11/21 13:13	1
Acrolein	5.0	U	100	5.0	3.0	ug/L		01/11/21 13:13	1
Acrylonitrile	1.0	U	20	1.0	0.30	ug/L		01/11/21 13:13	1
Benzene	0.50	U	1.0	0.50	0.20	ug/L		01/11/21 13:13	1
Bromobenzene	0.50	U	5.0	0.50	0.20	ug/L		01/11/21 13:13	1
Bromochloromethane	0.50	U	5.0	0.50	0.20	ug/L		01/11/21 13:13	1
Bromodichloromethane	**0.71**	**J**	1.0	0.50	0.20	ug/L		01/11/21 13:13	1
Bromoform	2.0	U	4.0	2.0	1.0	ug/L		01/11/21 13:13	1
Bromomethane	0.50	U	1.0	0.50	0.30	ug/L		01/11/21 13:13	1
Carbon disulfide	0.50	U	5.0	0.50	0.20	ug/L		01/11/21 13:13	1
Carbon tetrachloride	0.50	U	1.0	0.50	0.20	ug/L		01/11/21 13:13	1
Chlorobenzene	0.50	U	1.0	0.50	0.20	ug/L		01/11/21 13:13	1
Chloroethane	0.50	U	1.0	0.50	0.20	ug/L		01/11/21 13:13	1
Chloroform	**0.37**	**J M**	1.0	0.50	0.20	ug/L		01/11/21 13:13	1
Chloromethane	0.50	U	1.0	0.50	0.20	ug/L		01/11/21 13:13	1
cis-1,2-Dichloroethene	0.50	U Q	1.0	0.50	0.20	ug/L		01/11/21 13:13	1
cis-1,3-Dichloropropene	0.50	U	1.0	0.50	0.20	ug/L		01/11/21 13:13	1
Dibromochloromethane	**0.88**	**J**	1.0	0.50	0.20	ug/L		01/11/21 13:13	1
Dibromomethane	0.50	U	1.0	0.50	0.20	ug/L		01/11/21 13:13	1
Dichlorodifluoromethane	0.50	U Q	1.0	0.50	0.20	ug/L		01/11/21 13:13	1
Ethylbenzene	0.80	U	1.0	0.80	0.40	ug/L		01/11/21 13:13	1
Hexachlorobutadiene	4.0	U	5.0	4.0	2.0	ug/L		01/11/21 13:13	1
Isopropylbenzene	0.50	U	5.0	0.50	0.20	ug/L		01/11/21 13:13	1
m&p-Xylene	2.0	U	5.0	2.0	1.0	ug/L		01/11/21 13:13	1
Methyl tertiary butyl ether	0.50	U	1.0	0.50	0.20	ug/L		01/11/21 13:13	1

Client Sample ID: ERS10-123020-01

Date Collected: 12/30/20 10:00
Date Received: 01/05/21 10:42

Lab Sample ID: 410-25392-2

Matrix: Water

Method: 8260C DOD - Volatile Organic Compounds (GC/MS) (Continued)

Analyte	Result	Qualifier	LOQ	LOD	DL	Unit	D	Analyzed	Dil Fac
Methylene Chloride	0.50	U	1.0	0.50	0.30	ug/L		01/11/21 13:13	1
Naphthalene	2.0	U M	5.0	2.0	1.0	ug/L		01/11/21 13:13	1
n-Butylbenzene	0.50	U	5.0	0.50	0.20	ug/L		01/11/21 13:13	1
N-Propylbenzene	0.50	U	5.0	0.50	0.20	ug/L		01/11/21 13:13	1
o-Xylene	0.80	U	1.0	0.80	0.40	ug/L		01/11/21 13:13	1
p-Isopropyltoluene	0.50	U	5.0	0.50	0.20	ug/L		01/11/21 13:13	1
sec-Butylbenzene	0.50	U	5.0	0.50	0.20	ug/L		01/11/21 13:13	1
Styrene	0.50	U	5.0	0.50	0.20	ug/L		01/11/21 13:13	1
tert-Butylbenzene	1.0	U	5.0	1.0	0.30	ug/L		01/11/21 13:13	1
Tetrachloroethene	0.50	U	1.0	0.50	0.20	ug/L		01/11/21 13:13	1
Toluene	0.50	U	1.0	0.50	0.20	ug/L		01/11/21 13:13	1
trans-1,2-Dichloroethene	0.50	U	1.0	0.50	0.20	ug/L		01/11/21 13:13	1
trans-1,3-Dichloropropene	0.50	U	1.0	0.50	0.20	ug/L		01/11/21 13:13	1
Trichloroethene	0.50	U	1.0	0.50	0.20	ug/L		01/11/21 13:13	1
Trichlorofluoromethane	0.50	U	1.0	0.50	0.20	ug/L		01/11/21 13:13	1
Vinyl acetate	2.0	U	10	2.0	0.70	ug/L		01/11/21 13:13	1
Vinyl chloride	0.50	U	1.0	0.50	0.20	ug/L		01/11/21 13:13	1
Xylenes, Total	2.8	U	6.0	2.8	1.4	ug/L		01/11/21 13:13	1

Surrogate	*%Recovery*	*Qualifier*	*Limits*	*Prepared*	*Analyzed*	*Dil Fac*
1,2-Dichloroethane-d4 (Surr)	*100*		*81 - 118*		*01/11/21 13:13*	*1*
4-Bromofluorobenzene (Surr)	*96*		*85 - 114*		*01/11/21 13:13*	*1*
Dibromofluoromethane (Surr)	*101*		*80 - 119*		*01/11/21 13:13*	*1*
Toluene-d8 (Surr)	*98*		*89 - 112*		*01/11/21 13:13*	*1*

Method: 8015D GRO - Gasoline Range Organics (GRO)

Analyte	Result	Qualifier	LOQ	LOD	DL	Unit	D	Analyzed	Dil Fac
GRO (1C)	40	U M	50	40	23	ug/L		01/05/21 23:33	1

Surrogate	*%Recovery*	*Qualifier*	*Limits*	*Prepared*	*Analyzed*	*Dil Fac*
a,a,a-Trifluorotoluene (fid) (1C)	*91*		*63 - 135*		*01/05/21 23:33*	*1*

Method: 8011 - EDB, DBCP, and 1,2,3-TCP (GC)

Analyte	Result	Qualifier	LOQ	LOD	DL	Unit	D	Analyzed	Dil Fac
Ethylene Dibromide (2C)	0.019	U	0.029	0.019	0.0097	ug/L		01/11/21 20:06	1

Surrogate	*%Recovery*	*Qualifier*	*Limits*	*Prepared*	*Analyzed*	*Dil Fac*
1,1,2,2-Tetrachloroethane (1C)	*99*		*46 - 136*	*01/07/21 04:37*	*01/11/21 20:06*	*1*
1,1,2,2-Tetrachloroethane (2C)	*103*		*46 - 136*	*01/07/21 04:37*	*01/11/21 20:06*	*1*

Method: 8015D DRO - Diesel Range Organics (DRO) (GC)

Analyte	Result	Qualifier	LOQ	LOD	DL	Unit	D	Analyzed	Dil Fac
DRO (C10-C28) (1C)	150	U M	210	150	76	ug/L		01/07/21 13:42	1
ORO (>C28-C40) (1C)	92	U	100	92	46	ug/L		01/07/21 13:42	1

Surrogate	*%Recovery*	*Qualifier*	*Limits*	*Prepared*	*Analyzed*	*Dil Fac*
o- terphenyl (Surr) (1C)	*84*		*56 - 125*	*01/06/21 20:28*	*01/07/21 13:42*	*1*

Method: 6010C - Metals (ICP) - Total Recoverable

Analyte	Result	Qualifier	LOQ	LOD	DL	Unit	D	Analyzed	Dil Fac
Calcium	0.15	U	0.20	0.15	0.096	mg/L		01/11/21 18:55	1

Client Sample ID: ERS10-123020-01

Lab Sample ID: 410-25392-2
Matrix: Water

Date Collected: 12/30/20 10:00
Date Received: 01/05/21 10:42

Method: 6010C - Metals (ICP) - Total Recoverable (Continued)

Analyte	Result	Qualifier	LOQ	LOD	DL	Unit	D	Analyzed	Dil Fac
Iron	0.10	U	0.20	0.10	0.040	mg/L		01/11/21 18:55	1
Magnesium	0.075	U	0.10	0.075	0.040	mg/L		01/11/21 18:55	1
Manganese	0.0050	U	0.010	0.0050	0.0030	mg/L		01/11/21 18:55	1
Potassium	0.45	U	0.50	0.45	0.20	mg/L		01/11/21 18:55	1
Sodium	0.50	U	1.0	0.50	0.24	mg/L		01/11/21 18:55	1

Method: 6020A - Metals (ICP/MS)

Analyte	Result	Qualifier	LOQ	LOD	DL	Unit	D	Analyzed	Dil Fac
Arsenic	0.0016	U	0.0020	0.0016	0.00068	mg/L		01/07/21 16:01	1
Lead	0.00025	U	0.00050	0.00025	0.000071	mg/L		01/07/21 16:01	1

Client Sample ID: TB01 (Trip Blank)

Lab Sample ID: 410-25392-3
Matrix: Water

Date Collected: 12/30/20 00:00
Date Received: 01/05/21 10:42

Method: 8260C DOD - Volatile Organic Compounds (GC/MS)

Analyte	Result	Qualifier	LOQ	LOD	DL	Unit	D	Analyzed	Dil Fac
1,1,1,2-Tetrachloroethane	0.50	U	1.0	0.50	0.20	ug/L		01/11/21 13:35	1
1,1,1-Trichloroethane	0.50	U	1.0	0.50	0.30	ug/L		01/11/21 13:35	1
1,1,2,2-Tetrachloroethane	0.50	U	1.0	0.50	0.20	ug/L		01/11/21 13:35	1
1,1,2-Trichloroethane	0.50	U	1.0	0.50	0.20	ug/L		01/11/21 13:35	1
1,1-Dichloroethane	0.50	U	1.0	0.50	0.20	ug/L		01/11/21 13:35	1
1,1-Dichloroethene	0.50	U	1.0	0.50	0.20	ug/L		01/11/21 13:35	1
1,1-Dichloropropene	0.50	U	5.0	0.50	0.20	ug/L		01/11/21 13:35	1
1,2,3-Trichlorobenzene	1.0	U	5.0	1.0	0.40	ug/L		01/11/21 13:35	1
1,2,3-Trichloropropane	0.50	U	5.0	0.50	0.20	ug/L		01/11/21 13:35	1
1,2,4-Trichlorobenzene	1.0	U	5.0	1.0	0.30	ug/L		01/11/21 13:35	1
1,2,4-Trimethylbenzene	2.0	U	5.0	2.0	1.0	ug/L		01/11/21 13:35	1
1,2-Dibromo-3-Chloropropane	1.0	U	5.0	1.0	0.30	ug/L		01/11/21 13:35	1
1,2-Dibromoethane	0.50	U	1.0	0.50	0.20	ug/L		01/11/21 13:35	1
1,2-Dichlorobenzene	0.50	U	5.0	0.50	0.20	ug/L		01/11/21 13:35	1
1,2-Dichloroethane	0.50	U	1.0	0.50	0.30	ug/L		01/11/21 13:35	1
1,2-Dichloropropane	0.50	U	1.0	0.50	0.20	ug/L		01/11/21 13:35	1
1,3,5-Trimethylbenzene	1.0	U	5.0	1.0	0.30	ug/L		01/11/21 13:35	1
1,3-Dichlorobenzene	0.50	U	5.0	0.50	0.20	ug/L		01/11/21 13:35	1
1,3-Dichloropropane	0.50	U	1.0	0.50	0.20	ug/L		01/11/21 13:35	1
1,4-Dichlorobenzene	0.50	U	5.0	0.50	0.20	ug/L		01/11/21 13:35	1
2,2-Dichloropropane	0.50	U	1.0	0.50	0.30	ug/L		01/11/21 13:35	1
2-Butanone	1.0	U	10	1.0	0.30	ug/L		01/11/21 13:35	1
2-Chlorotoluene	0.50	U	5.0	0.50	0.20	ug/L		01/11/21 13:35	1
2-Hexanone	1.0	U	10	1.0	0.30	ug/L		01/11/21 13:35	1
4-Chlorotoluene	0.50	U	5.0	0.50	0.20	ug/L		01/11/21 13:35	1
4-Methyl-2-pentanone	1.0	U	10	1.0	0.50	ug/L		01/11/21 13:35	1
Acetone	2.0	U	20	2.0	0.70	ug/L		01/11/21 13:35	1
Acrolein	5.0	U	100	5.0	3.0	ug/L		01/11/21 13:35	1
Acrylonitrile	1.0	U	20	1.0	0.30	ug/L		01/11/21 13:35	1
Benzene	0.50	U	1.0	0.50	0.20	ug/L		01/11/21 13:35	1
Bromobenzene	0.50	U	5.0	0.50	0.20	ug/L		01/11/21 13:35	1
Bromochloromethane	0.50	U	5.0	0.50	0.20	ug/L		01/11/21 13:35	1
Bromodichloromethane	0.50	U	1.0	0.50	0.20	ug/L		01/11/21 13:35	1

Client Sample ID: TB01 (Trip Blank)

Lab Sample ID: 410-25392-3

Date Collected: 12/30/20 00:00

Matrix: Water

Date Received: 01/05/21 10:42

Method: 8260C DOD - Volatile Organic Compounds (GC/MS) (Continued)

Analyte	Result	Qualifier	LOQ	LOD	DL	Unit	D	Analyzed	Dil Fac
Bromoform	2.0	U	4.0	2.0	1.0	ug/L		01/11/21 13:35	1
Bromomethane	0.50	U	1.0	0.50	0.30	ug/L		01/11/21 13:35	1
Carbon disulfide	0.50	U	5.0	0.50	0.20	ug/L		01/11/21 13:35	1
Carbon tetrachloride	0.50	U	1.0	0.50	0.20	ug/L		01/11/21 13:35	1
Chlorobenzene	0.50	U	1.0	0.50	0.20	ug/L		01/11/21 13:35	1
Chloroethane	0.50	U	1.0	0.50	0.20	ug/L		01/11/21 13:35	1
Chloroform	0.50	U	1.0	0.50	0.20	ug/L		01/11/21 13:35	1
Chloromethane	0.50	U	1.0	0.50	0.20	ug/L		01/11/21 13:35	1
cis-1,2-Dichloroethene	0.50	U Q	1.0	0.50	0.20	ug/L		01/11/21 13:35	1
cis-1,3-Dichloropropene	0.50	U	1.0	0.50	0.20	ug/L		01/11/21 13:35	1
Dibromochloromethane	0.50	U	1.0	0.50	0.20	ug/L		01/11/21 13:35	1
Dibromomethane	0.50	U	1.0	0.50	0.20	ug/L		01/11/21 13:35	1
Dichlorodifluoromethane	0.50	U Q	1.0	0.50	0.20	ug/L		01/11/21 13:35	1
Ethylbenzene	0.80	U	1.0	0.80	0.40	ug/L		01/11/21 13:35	1
Hexachlorobutadiene	4.0	U	5.0	4.0	2.0	ug/L		01/11/21 13:35	1
Isopropylbenzene	0.50	U	5.0	0.50	0.20	ug/L		01/11/21 13:35	1
m&p-Xylene	2.0	U	5.0	2.0	1.0	ug/L		01/11/21 13:35	1
Methyl tertiary butyl ether	0.50	U	1.0	0.50	0.20	ug/L		01/11/21 13:35	1
Methylene Chloride	0.50	U	1.0	0.50	0.30	ug/L		01/11/21 13:35	1
Naphthalene	2.0	U	5.0	2.0	1.0	ug/L		01/11/21 13:35	1
n-Butylbenzene	0.50	U	5.0	0.50	0.20	ug/L		01/11/21 13:35	1
N-Propylbenzene	0.50	U	5.0	0.50	0.20	ug/L		01/11/21 13:35	1
o-Xylene	0.80	U	1.0	0.80	0.40	ug/L		01/11/21 13:35	1
p-Isopropyltoluene	0.50	U	5.0	0.50	0.20	ug/L		01/11/21 13:35	1
sec-Butylbenzene	0.50	U	5.0	0.50	0.20	ug/L		01/11/21 13:35	1
Styrene	0.50	U	5.0	0.50	0.20	ug/L		01/11/21 13:35	1
tert-Butylbenzene	1.0	U	5.0	1.0	0.30	ug/L		01/11/21 13:35	1
Tetrachloroethene	0.50	U	1.0	0.50	0.20	ug/L		01/11/21 13:35	1
Toluene	0.50	U	1.0	0.50	0.20	ug/L		01/11/21 13:35	1
trans-1,2-Dichloroethene	0.50	U	1.0	0.50	0.20	ug/L		01/11/21 13:35	1
trans-1,3-Dichloropropene	0.50	U	1.0	0.50	0.20	ug/L		01/11/21 13:35	1
Trichloroethene	0.50	U	1.0	0.50	0.20	ug/L		01/11/21 13:35	1
Trichlorofluoromethane	0.50	U	1.0	0.50	0.20	ug/L		01/11/21 13:35	1
Vinyl acetate	2.0	U	10	2.0	0.70	ug/L		01/11/21 13:35	1
Vinyl chloride	0.50	U	1.0	0.50	0.20	ug/L		01/11/21 13:35	1
Xylenes, Total	2.8	U	6.0	2.8	1.4	ug/L		01/11/21 13:35	1

Surrogate	*%Recovery*	*Qualifier*	*Limits*	*Prepared*	*Analyzed*	*Dil Fac*
1,2-Dichloroethane-d4 (Surr)	*99*		*81 - 118*		*01/11/21 13:35*	*1*
4-Bromofluorobenzene (Surr)	*96*		*85 - 114*		*01/11/21 13:35*	*1*
Dibromofluoromethane (Surr)	*102*		*80 - 119*		*01/11/21 13:35*	*1*
Toluene-d8 (Surr)	*99*		*89 - 112*		*01/11/21 13:35*	*1*

Method: 8015D GRO - Gasoline Range Organics (GRO)

Analyte	Result	Qualifier	LOQ	LOD	DL	Unit	D	Analyzed	Dil Fac
GRO (1C)	40	U M	50	40	23	ug/L		01/05/21 23:56	1

Surrogate	*%Recovery*	*Qualifier*	*Limits*	*Prepared*	*Analyzed*	*Dil Fac*
a,a,a-Trifluorotoluene (fid) (1C)	*91*		*63 - 135*		*01/05/21 23:56*	*1*

Client Sample Results

Client: EA Engineering, Science, and Technology
Project/Site: Kirtland AFB

Job ID: 410-25392-1

Client Sample ID: TB01 (Trip Blank)

Lab Sample ID: 410-25392-3

Date Collected: 12/30/20 00:00
Matrix: Water
Date Received: 01/05/21 10:42

Method: 8011 - EDB, DBCP, and 1,2,3-TCP (GC)

Analyte	Result	Qualifier	LOQ	LOD	DL	Unit	D	Analyzed	Dil Fac
Ethylene Dibromide (1C)	0.019	U	0.029	0.019	0.0095	ug/L		01/11/21 20:23	1

Surrogate	*%Recovery*	*Qualifier*	*Limits*	*Prepared*	*Analyzed*	*Dil Fac*
1,1,2,2-Tetrachloroethane (1C)	*107*		*46 - 136*	*01/07/21 04:37*	*01/11/21 20:23*	*1*
1,1,2,2-Tetrachloroethane (2C)	*104*		*46 - 136*	*01/07/21 04:37*	*01/11/21 20:23*	*1*

Surrogate Summary

Client: EA Engineering, Science, and Technology
Project/Site: Kirtland AFB

Job ID: 410-25392-1

Method: 8260C DOD - Volatile Organic Compounds (GC/MS)

Matrix: Water **Prep Type: Total/NA**

		Percent Surrogate Recovery (Acceptance Limits)			
		DCA	BFB	DBFM	TOL
Lab Sample ID	Client Sample ID	(81-118)	(85-114)	(80-119)	(89-112)
410-25392-1	GWS10-204	101	98	97	97
410-25392-1 - DL	GWS10-204	102	96	101	98
410-25392-1 - DL2	GWS10-204	102	95	102	97
410-25392-2	ERS10-123020-01	100	96	101	98
410-25392-3	TB01 (Trip Blank)	99	96	102	99
LCS 410-83578/6	Lab Control Sample	101	97	102	99
LCS 410-83578/9	Lab Control Sample	102	95	101	98
LCS 410-83903/5	Lab Control Sample	103	98	104	98
LCSD 410-83578/10	Lab Control Sample Dup	102	95	102	98
LCSD 410-83578/8	Lab Control Sample Dup	101	98	104	98
MB 410-83578/12	Method Blank	103	95	103	97
MB 410-83903/7	Method Blank	101	96	101	99

Surrogate Legend

DCA = 1,2-Dichloroethane-d4 (Surr)
BFB = 4-Bromofluorobenzene (Surr)
DBFM = Dibromofluoromethane (Surr)
TOL = Toluene-d8 (Surr)

Method: 8015D GRO - Gasoline Range Organics (GRO)

Matrix: Water **Prep Type: Total/NA**

		Percent Surrogate Recovery (Acceptance Limits)
		TFT-F1
Lab Sample ID	Client Sample ID	(63-135)
410-25392-1	GWS10-204	92
410-25392-2	ERS10-123020-01	91
410-25392-3	TB01 (Trip Blank)	91
LCS 410-82317/5	Lab Control Sample	94
LCSD 410-82317/6	Lab Control Sample Dup	90
MB 410-82317/4	Method Blank	92

Surrogate Legend

TFT-F = a,a,a-Trifluorotoluene (fid)

Method: 8011 - EDB, DBCP, and 1,2,3-TCP (GC)

Matrix: Water **Prep Type: Total/NA**

		Percent Surrogate Recovery (Acceptance Limits)	
		1122TCA1	1122TCA2
Lab Sample ID	Client Sample ID	(46-136)	(46-136)
410-25392-1	GWS10-204	561 J1 Q	264 J1 Q
410-25392-2	ERS10-123020-01	99	103
410-25392-3	TB01 (Trip Blank)	107	104
LCS 410-82772/2-A	Lab Control Sample	87	105
LCSD 410-82772/3-A	Lab Control Sample Dup	100	109
MB 410-82772/1-A	Method Blank	95	105

Surrogate Legend

1122TCA = 1,1,2,2-Tetrachloroethane

Surrogate Summary

Client: EA Engineering, Science, and Technology
Project/Site: Kirtland AFB

Job ID: 410-25392-1

Method: 8015D DRO - Diesel Range Organics (DRO) (GC)

Matrix: Water **Prep Type: Total/NA**

		Percent Surrogate Recovery (Acceptance Limits)							
Lab Sample ID	**Client Sample ID**	**OTP1 (56-125)**							
410-25392-1	GWS10-204	101							
410-25392-2	ERS10-123020-01	84							
LCS 410-82704/2-A	Lab Control Sample	100							
LCSD 410-82704/3-A	Lab Control Sample Dup	90							
MB 410-82704/1-A	Method Blank	86							

Surrogate Legend

OTP = o- terphenyl (Surr)

Method: 8260C DOD - Volatile Organic Compounds (GC/MS)

Lab Sample ID: MB 410-83578/12
Matrix: Water
Analysis Batch: 83578

Client Sample ID: Method Blank
Prep Type: Total/NA

Analyte	MB Result	MB Qualifier	LOQ	LOD	DL	Unit	D	Analyzed	Dil Fac
1,1,1,2-Tetrachloroethane	0.50	U	1.0	0.50	0.20	ug/L		01/11/21 12:33	1
1,1,1-Trichloroethane	0.50	U	1.0	0.50	0.30	ug/L		01/11/21 12:33	1
1,1,2,2-Tetrachloroethane	0.50	U	1.0	0.50	0.20	ug/L		01/11/21 12:33	1
1,1,2-Trichloroethane	0.50	U	1.0	0.50	0.20	ug/L		01/11/21 12:33	1
1,1-Dichloroethane	0.50	U	1.0	0.50	0.20	ug/L		01/11/21 12:33	1
1,1-Dichloroethene	0.50	U	1.0	0.50	0.20	ug/L		01/11/21 12:33	1
1,1-Dichloropropene	0.50	U	5.0	0.50	0.20	ug/L		01/11/21 12:33	1
1,2,3-Trichlorobenzene	1.0	U	5.0	1.0	0.40	ug/L		01/11/21 12:33	1
1,2,3-Trichloropropane	0.50	U	5.0	0.50	0.20	ug/L		01/11/21 12:33	1
1,2,4-Trichlorobenzene	1.0	U	5.0	1.0	0.30	ug/L		01/11/21 12:33	1
1,2,4-Trimethylbenzene	2.0	U	5.0	2.0	1.0	ug/L		01/11/21 12:33	1
1,2-Dibromo-3-Chloropropane	1.0	U	5.0	1.0	0.30	ug/L		01/11/21 12:33	1
1,2-Dibromoethane	0.50	U	1.0	0.50	0.20	ug/L		01/11/21 12:33	1
1,2-Dichlorobenzene	0.50	U	5.0	0.50	0.20	ug/L		01/11/21 12:33	1
1,2-Dichloroethane	0.50	U	1.0	0.50	0.30	ug/L		01/11/21 12:33	1
1,2-Dichloropropane	0.50	U	1.0	0.50	0.20	ug/L		01/11/21 12:33	1
1,3,5-Trimethylbenzene	1.0	U	5.0	1.0	0.30	ug/L		01/11/21 12:33	1
1,3-Dichlorobenzene	0.50	U	5.0	0.50	0.20	ug/L		01/11/21 12:33	1
1,3-Dichloropropane	0.50	U	1.0	0.50	0.20	ug/L		01/11/21 12:33	1
1,4-Dichlorobenzene	0.50	U	5.0	0.50	0.20	ug/L		01/11/21 12:33	1
2,2-Dichloropropane	0.50	U	1.0	0.50	0.30	ug/L		01/11/21 12:33	1
2-Butanone	1.0	U	10	1.0	0.30	ug/L		01/11/21 12:33	1
2-Chlorotoluene	0.50	U	5.0	0.50	0.20	ug/L		01/11/21 12:33	1
2-Hexanone	1.0	U	10	1.0	0.30	ug/L		01/11/21 12:33	1
4-Chlorotoluene	0.50	U	5.0	0.50	0.20	ug/L		01/11/21 12:33	1
4-Methyl-2-pentanone	1.0	U	10	1.0	0.50	ug/L		01/11/21 12:33	1
Acetone	2.0	U	20	2.0	0.70	ug/L		01/11/21 12:33	1
Acrolein	5.0	U	100	5.0	3.0	ug/L		01/11/21 12:33	1
Acrylonitrile	1.0	U	20	1.0	0.30	ug/L		01/11/21 12:33	1
Benzene	0.50	U	1.0	0.50	0.20	ug/L		01/11/21 12:33	1
Bromobenzene	0.50	U	5.0	0.50	0.20	ug/L		01/11/21 12:33	1
Bromochloromethane	0.50	U	5.0	0.50	0.20	ug/L		01/11/21 12:33	1
Bromodichloromethane	0.50	U	1.0	0.50	0.20	ug/L		01/11/21 12:33	1
Bromoform	2.0	U	4.0	2.0	1.0	ug/L		01/11/21 12:33	1
Bromomethane	0.50	U	1.0	0.50	0.30	ug/L		01/11/21 12:33	1
Carbon disulfide	0.50	U	5.0	0.50	0.20	ug/L		01/11/21 12:33	1
Carbon tetrachloride	0.50	U	1.0	0.50	0.20	ug/L		01/11/21 12:33	1
Chlorobenzene	0.50	U	1.0	0.50	0.20	ug/L		01/11/21 12:33	1
Chloroethane	0.50	U	1.0	0.50	0.20	ug/L		01/11/21 12:33	1
Chloroform	0.50	U	1.0	0.50	0.20	ug/L		01/11/21 12:33	1
Chloromethane	0.50	U	1.0	0.50	0.20	ug/L		01/11/21 12:33	1
cis-1,2-Dichloroethene	0.50	U	1.0	0.50	0.20	ug/L		01/11/21 12:33	1
cis-1,3-Dichloropropene	0.50	U	1.0	0.50	0.20	ug/L		01/11/21 12:33	1
Dibromochloromethane	0.50	U	1.0	0.50	0.20	ug/L		01/11/21 12:33	1
Dibromomethane	0.50	U	1.0	0.50	0.20	ug/L		01/11/21 12:33	1
Dichlorodifluoromethane	0.50	U	1.0	0.50	0.20	ug/L		01/11/21 12:33	1
Ethylbenzene	0.80	U	1.0	0.80	0.40	ug/L		01/11/21 12:33	1
Hexachlorobutadiene	4.0	U	5.0	4.0	2.0	ug/L		01/11/21 12:33	1

Method: 8260C DOD - Volatile Organic Compounds (GC/MS) (Continued)

Lab Sample ID: MB 410-83578/12
Matrix: Water
Analysis Batch: 83578

Client Sample ID: Method Blank
Prep Type: Total/NA

Analyte	MB Result	MB Qualifier	LOQ	LOD	DL	Unit	D	Analyzed	Dil Fac
Isopropylbenzene	0.50	U	5.0	0.50	0.20	ug/L		01/11/21 12:33	1
m&p-Xylene	2.0	U	5.0	2.0	1.0	ug/L		01/11/21 12:33	1
Methyl tertiary butyl ether	0.50	U	1.0	0.50	0.20	ug/L		01/11/21 12:33	1
Methylene Chloride	0.50	U	1.0	0.50	0.30	ug/L		01/11/21 12:33	1
Naphthalene	2.0	U	5.0	2.0	1.0	ug/L		01/11/21 12:33	1
n-Butylbenzene	0.50	U	5.0	0.50	0.20	ug/L		01/11/21 12:33	1
N-Propylbenzene	0.50	U	5.0	0.50	0.20	ug/L		01/11/21 12:33	1
o-Xylene	0.80	U	1.0	0.80	0.40	ug/L		01/11/21 12:33	1
p-Isopropyltoluene	0.50	U	5.0	0.50	0.20	ug/L		01/11/21 12:33	1
sec-Butylbenzene	0.50	U	5.0	0.50	0.20	ug/L		01/11/21 12:33	1
Styrene	0.50	U	5.0	0.50	0.20	ug/L		01/11/21 12:33	1
tert-Butylbenzene	1.0	U	5.0	1.0	0.30	ug/L		01/11/21 12:33	1
Tetrachloroethene	0.50	U	1.0	0.50	0.20	ug/L		01/11/21 12:33	1
Toluene	0.50	U	1.0	0.50	0.20	ug/L		01/11/21 12:33	1
trans-1,2-Dichloroethene	0.50	U	1.0	0.50	0.20	ug/L		01/11/21 12:33	1
trans-1,3-Dichloropropene	0.50	U	1.0	0.50	0.20	ug/L		01/11/21 12:33	1
Trichloroethene	0.50	U	1.0	0.50	0.20	ug/L		01/11/21 12:33	1
Trichlorofluoromethane	0.50	U	1.0	0.50	0.20	ug/L		01/11/21 12:33	1
Vinyl acetate	2.0	U	10	2.0	0.70	ug/L		01/11/21 12:33	1
Vinyl chloride	0.50	U	1.0	0.50	0.20	ug/L		01/11/21 12:33	1
Xylenes, Total	2.8	U	6.0	2.8	1.4	ug/L		01/11/21 12:33	1

Surrogate	*MB %Recovery*	*MB Qualifier*	*Limits*	*Prepared*	*Analyzed*	*Dil Fac*
1,2-Dichloroethane-d4 (Surr)	*103*		*81 - 118*		*01/11/21 12:33*	*1*
4-Bromofluorobenzene (Surr)	*95*		*85 - 114*		*01/11/21 12:33*	*1*
Dibromofluoromethane (Surr)	*103*		*80 - 119*		*01/11/21 12:33*	*1*
Toluene-d8 (Surr)	*97*		*89 - 112*		*01/11/21 12:33*	*1*

Lab Sample ID: LCS 410-83578/6
Matrix: Water
Analysis Batch: 83578

Client Sample ID: Lab Control Sample
Prep Type: Total/NA

Analyte	Spike Added	LCS Result	LCS Qualifier	Unit	D	%Rec	%Rec. Limits
1,1,1,2-Tetrachloroethane	20.0	20.7		ug/L		103	78 - 124
1,1,1-Trichloroethane	20.0	22.6		ug/L		113	74 - 131
1,1,2,2-Tetrachloroethane	20.0	20.1		ug/L		101	71 - 121
1,1,2-Trichloroethane	20.0	22.0		ug/L		110	80 - 119
1,1-Dichloroethane	20.0	22.6		ug/L		113	77 - 125
1,1-Dichloroethene	20.0	23.5		ug/L		117	71 - 131
1,1-Dichloropropene	20.0	23.0		ug/L		115	79 - 125
1,2,3-Trichlorobenzene	20.0	19.7		ug/L		99	69 - 129
1,2,3-Trichloropropane	20.0	20.9		ug/L		104	73 - 122
1,2,4-Trichlorobenzene	20.0	20.1		ug/L		100	69 - 130
1,2,4-Trimethylbenzene	20.0	21.1		ug/L		106	76 - 124
1,2-Dibromo-3-Chloropropane	20.0	18.2		ug/L		91	62 - 128
1,2-Dibromoethane	20.0	20.9		ug/L		104	77 - 121
1,2-Dichlorobenzene	20.0	21.3		ug/L		106	80 - 119
1,2-Dichloroethane	20.0	21.2		ug/L		106	73 - 128

Method: 8260C DOD - Volatile Organic Compounds (GC/MS) (Continued)

Lab Sample ID: LCS 410-83578/6
Matrix: Water
Analysis Batch: 83578

Client Sample ID: Lab Control Sample
Prep Type: Total/NA

Analyte	Spike Added	LCS Result	LCS Qualifier	Unit	D	%Rec	%Rec. Limits
1,2-Dichloropropane	20.0	21.8		ug/L		109	78 - 122
1,3,5-Trimethylbenzene	20.0	21.0		ug/L		105	75 - 124
1,3-Dichlorobenzene	20.0	21.4		ug/L		107	80 - 119
1,3-Dichloropropane	20.0	20.8		ug/L		104	80 - 119
1,4-Dichlorobenzene	20.0	21.5		ug/L		108	79 - 118
2,2-Dichloropropane	20.0	22.7		ug/L		113	60 - 139
2-Butanone	150	134		ug/L		89	56 - 143
2-Chlorotoluene	20.0	21.4		ug/L		107	79 - 122
2-Hexanone	100	92.1		ug/L		92	57 - 139
4-Chlorotoluene	20.0	21.8		ug/L		109	78 - 122
4-Methyl-2-pentanone	100	93.8		ug/L		94	67 - 130
Acetone	150	153		ug/L		102	39 - 160
Acrolein	150	146		ug/L		98	39 - 155
Acrylonitrile	100	92.0		ug/L		92	63 - 135
Benzene	20.0	22.9		ug/L		115	42 - 138
Bromobenzene	20.0	21.4		ug/L		107	80 - 120
Bromochloromethane	20.0	21.4		ug/L		107	78 - 123
Bromodichloromethane	20.0	21.9		ug/L		109	79 - 125
Bromoform	20.0	19.0		ug/L		95	66 - 130
Bromomethane	20.0	19.6		ug/L		98	53 - 141
Carbon disulfide	20.0	23.5		ug/L		118	64 - 133
Carbon tetrachloride	20.0	22.2		ug/L		111	72 - 136
Chlorobenzene	20.0	22.5		ug/L		112	82 - 118
Chloroethane	20.0	18.6		ug/L		93	60 - 138
Chloroform	20.0	22.7		ug/L		114	79 - 124
Chloromethane	20.0	18.2		ug/L		91	50 - 139
cis-1,2-Dichloroethene	20.0	23.9		ug/L		120	78 - 123
cis-1,3-Dichloropropene	20.0	21.2		ug/L		106	75 - 124
Dibromochloromethane	20.0	21.3		ug/L		106	74 - 126
Dibromomethane	20.0	22.1		ug/L		110	79 - 123
Dichlorodifluoromethane	20.0	16.5		ug/L		83	32 - 152
Ethylbenzene	20.0	21.8		ug/L		109	79 - 121
Hexachlorobutadiene	20.0	18.0		ug/L		90	66 - 134
Isopropylbenzene	20.0	21.2		ug/L		106	72 - 131
m&p-Xylene	40.0	44.7		ug/L		112	80 - 121
Methyl tertiary butyl ether	20.0	19.8		ug/L		99	71 - 124
Methylene Chloride	20.0	23.5		ug/L		117	74 - 124
Naphthalene	20.0	20.1		ug/L		100	61 - 128
n-Butylbenzene	20.0	20.3		ug/L		101	75 - 128
N-Propylbenzene	20.0	21.8		ug/L		109	76 - 126
o-Xylene	20.0	19.3		ug/L		96	78 - 122
p-Isopropyltoluene	20.0	20.6		ug/L		103	77 - 127
sec-Butylbenzene	20.0	21.2		ug/L		106	77 - 126
Styrene	20.0	20.6		ug/L		103	78 - 123
tert-Butylbenzene	20.0	20.4		ug/L		102	78 - 124
Tetrachloroethene	20.0	21.9		ug/L		109	74 - 129
Toluene	20.0	21.8		ug/L		109	80 - 121
trans-1,2-Dichloroethene	20.0	23.1		ug/L		115	75 - 124
trans-1,3-Dichloropropene	20.0	19.9		ug/L		100	73 - 127

Method: 8260C DOD - Volatile Organic Compounds (GC/MS) (Continued)

Lab Sample ID: LCS 410-83578/6
Matrix: Water
Analysis Batch: 83578

Client Sample ID: Lab Control Sample
Prep Type: Total/NA

Analyte	Spike Added	LCS Result	LCS Qualifier	Unit	D	%Rec	%Rec. Limits
Trichloroethene	20.0	22.6		ug/L		113	79 - 123
Trichlorofluoromethane	20.0	18.9		ug/L		94	65 - 141
Vinyl chloride	20.0	18.8		ug/L		94	58 - 137
Xylenes, Total	60.0	64.0		ug/L		107	79 - 121

Surrogate	*LCS %Recovery*	*LCS Qualifier*	*Limits*
1,2-Dichloroethane-d4 (Surr)	*101*		*81 - 118*
4-Bromofluorobenzene (Surr)	*97*		*85 - 114*
Dibromofluoromethane (Surr)	*102*		*80 - 119*
Toluene-d8 (Surr)	*99*		*89 - 112*

Lab Sample ID: LCS 410-83578/9
Matrix: Water
Analysis Batch: 83578

Client Sample ID: Lab Control Sample
Prep Type: Total/NA

Analyte	Spike Added	LCS Result	LCS Qualifier	Unit	D	%Rec	%Rec. Limits
Vinyl acetate	100	113		ug/L		113	54 - 146

Surrogate	*LCS %Recovery*	*LCS Qualifier*	*Limits*
1,2-Dichloroethane-d4 (Surr)	*102*		*81 - 118*
4-Bromofluorobenzene (Surr)	*95*		*85 - 114*
Dibromofluoromethane (Surr)	*101*		*80 - 119*
Toluene-d8 (Surr)	*98*		*89 - 112*

Lab Sample ID: LCSD 410-83578/10
Matrix: Water
Analysis Batch: 83578

Client Sample ID: Lab Control Sample Dup
Prep Type: Total/NA

Analyte	Spike Added	LCSD Result	LCSD Qualifier	Unit	D	%Rec	%Rec. Limits	RPD	RPD Limit
Vinyl acetate	100	112		ug/L		112	54 - 146	1	20

Surrogate	*LCSD %Recovery*	*LCSD Qualifier*	*Limits*
1,2-Dichloroethane-d4 (Surr)	*102*		*81 - 118*
4-Bromofluorobenzene (Surr)	*95*		*85 - 114*
Dibromofluoromethane (Surr)	*102*		*80 - 119*
Toluene-d8 (Surr)	*98*		*89 - 112*

Lab Sample ID: LCSD 410-83578/8
Matrix: Water
Analysis Batch: 83578

Client Sample ID: Lab Control Sample Dup
Prep Type: Total/NA

Analyte	Spike Added	LCSD Result	LCSD Qualifier	Unit	D	%Rec	%Rec. Limits	RPD	RPD Limit
1,1,1,2-Tetrachloroethane	20.0	22.1		ug/L		110	78 - 124	7	20
1,1,1-Trichloroethane	20.0	24.1		ug/L		121	74 - 131	6	20
1,1,2,2-Tetrachloroethane	20.0	21.2		ug/L		106	71 - 121	5	20
1,1,2-Trichloroethane	20.0	22.9		ug/L		115	80 - 119	4	20
1,1-Dichloroethane	20.0	23.8		ug/L		119	77 - 125	5	20
1,1-Dichloroethene	20.0	24.6		ug/L		123	71 - 131	5	20

Method: 8260C DOD - Volatile Organic Compounds (GC/MS) (Continued)

Lab Sample ID: LCSD 410-83578/8
Matrix: Water
Analysis Batch: 83578

Client Sample ID: Lab Control Sample Dup
Prep Type: Total/NA

Analyte	Spike Added	LCSD Result	LCSD Qualifier	Unit	D	%Rec	%Rec. Limits	RPD	RPD Limit
1,1-Dichloropropene	20.0	24.6		ug/L		123	79 - 125	7	20
1,2,3-Trichlorobenzene	20.0	20.6		ug/L		103	69 - 129	4	20
1,2,3-Trichloropropane	20.0	22.6		ug/L		113	73 - 122	8	20
1,2,4-Trichlorobenzene	20.0	21.0		ug/L		105	69 - 130	5	20
1,2,4-Trimethylbenzene	20.0	22.1		ug/L		110	76 - 124	4	20
1,2-Dibromo-3-Chloropropane	20.0	20.0		ug/L		100	62 - 128	9	20
1,2-Dibromoethane	20.0	21.6		ug/L		108	77 - 121	3	20
1,2-Dichlorobenzene	20.0	22.2		ug/L		111	80 - 119	4	20
1,2-Dichloroethane	20.0	23.1		ug/L		116	73 - 128	9	20
1,2-Dichloropropane	20.0	22.7		ug/L		114	78 - 122	4	20
1,3,5-Trimethylbenzene	20.0	21.8		ug/L		109	75 - 124	4	20
1,3-Dichlorobenzene	20.0	22.4		ug/L		112	80 - 119	4	20
1,3-Dichloropropane	20.0	22.0		ug/L		110	80 - 119	6	20
1,4-Dichlorobenzene	20.0	22.5		ug/L		112	79 - 118	4	20
2,2-Dichloropropane	20.0	23.7		ug/L		119	60 - 139	4	20
2-Butanone	150	144		ug/L		96	56 - 143	7	20
2-Chlorotoluene	20.0	22.2		ug/L		111	79 - 122	4	20
2-Hexanone	100	94.8		ug/L		95	57 - 139	3	20
4-Chlorotoluene	20.0	23.0		ug/L		115	78 - 122	5	20
4-Methyl-2-pentanone	100	98.5		ug/L		99	67 - 130	5	20
Acetone	150	158		ug/L		105	39 - 160	3	20
Acrolein	150	150		ug/L		100	39 - 155	3	20
Acrylonitrile	100	98.8		ug/L		99	63 - 135	7	20
Benzene	20.0	24.2		ug/L		121	42 - 138	5	20
Bromobenzene	20.0	22.4		ug/L		112	80 - 120	5	20
Bromochloromethane	20.0	22.4		ug/L		112	78 - 123	5	20
Bromodichloromethane	20.0	23.0		ug/L		115	79 - 125	5	20
Bromoform	20.0	19.9		ug/L		99	66 - 130	4	20
Bromomethane	20.0	20.9		ug/L		105	53 - 141	6	20
Carbon disulfide	20.0	24.9		ug/L		125	64 - 133	6	20
Carbon tetrachloride	20.0	23.2		ug/L		116	72 - 136	4	20
Chlorobenzene	20.0	23.3		ug/L		116	82 - 118	3	20
Chloroethane	20.0	20.1		ug/L		100	60 - 138	7	20
Chloroform	20.0	23.9		ug/L		120	79 - 124	5	20
Chloromethane	20.0	18.8		ug/L		94	50 - 139	3	20
cis-1,2-Dichloroethene	20.0	25.2	Q	ug/L		126	78 - 123	5	20
cis-1,3-Dichloropropene	20.0	22.1		ug/L		111	75 - 124	4	20
Dibromochloromethane	20.0	22.1		ug/L		111	74 - 126	4	20
Dibromomethane	20.0	23.1		ug/L		115	79 - 123	4	20
Dichlorodifluoromethane	20.0	18.1		ug/L		90	32 - 152	9	20
Ethylbenzene	20.0	22.8		ug/L		114	79 - 121	4	20
Hexachlorobutadiene	20.0	18.1		ug/L		91	66 - 134	1	20
Isopropylbenzene	20.0	22.3		ug/L		112	72 - 131	5	20
m&p-Xylene	40.0	46.8		ug/L		117	80 - 121	5	20
Methyl tertiary butyl ether	20.0	21.1		ug/L		105	71 - 124	6	20
Methylene Chloride	20.0	24.7		ug/L		123	74 - 124	5	20
Naphthalene	20.0	21.0		ug/L		105	61 - 128	4	20
n-Butylbenzene	20.0	21.1		ug/L		106	75 - 128	4	20
N-Propylbenzene	20.0	22.7		ug/L		114	76 - 126	4	20

Method: 8260C DOD - Volatile Organic Compounds (GC/MS) (Continued)

Lab Sample ID: LCSD 410-83578/8
Matrix: Water
Analysis Batch: 83578

Client Sample ID: Lab Control Sample Dup
Prep Type: Total/NA

Analyte	Spike Added	LCSD Result	LCSD Qualifier	Unit	D	%Rec	%Rec. Limits	RPD	RPD Limit
o-Xylene	20.0	20.3		ug/L		102	78 - 122	5	20
p-Isopropyltoluene	20.0	21.3		ug/L		107	77 - 127	3	20
sec-Butylbenzene	20.0	22.0		ug/L		110	77 - 126	4	20
Styrene	20.0	21.6		ug/L		108	78 - 123	5	20
tert-Butylbenzene	20.0	21.3		ug/L		106	78 - 124	4	20
Tetrachloroethene	20.0	23.6		ug/L		118	74 - 129	8	20
Toluene	20.0	22.7		ug/L		114	80 - 121	4	20
trans-1,2-Dichloroethene	20.0	24.8		ug/L		124	75 - 124	7	20
trans-1,3-Dichloropropene	20.0	20.8		ug/L		104	73 - 127	4	20
Trichloroethene	20.0	24.1		ug/L		120	79 - 123	6	20
Trichlorofluoromethane	20.0	20.0		ug/L		100	65 - 141	6	20
Vinyl chloride	20.0	20.3		ug/L		101	58 - 137	8	20
Xylenes, Total	60.0	67.1		ug/L		112	79 - 121	5	20

Surrogate	*LCSD %Recovery*	*LCSD Qualifier*	*Limits*
1,2-Dichloroethane-d4 (Surr)	*101*		*81 - 118*
4-Bromofluorobenzene (Surr)	*98*		*85 - 114*
Dibromofluoromethane (Surr)	*104*		*80 - 119*
Toluene-d8 (Surr)	*98*		*89 - 112*

Lab Sample ID: MB 410-83903/7
Matrix: Water
Analysis Batch: 83903

Client Sample ID: Method Blank
Prep Type: Total/NA

Analyte	MB Result	MB Qualifier	LOQ	LOD	DL	Unit	D	Analyzed	Dil Fac
Toluene	0.50	U	1.0	0.50	0.20	ug/L		01/12/21 09:53	1

Surrogate	*MB %Recovery*	*MB Qualifier*	*Limits*	*Prepared*	*Analyzed*	*Dil Fac*
1,2-Dichloroethane-d4 (Surr)	*101*		*81 - 118*		*01/12/21 09:53*	*1*
4-Bromofluorobenzene (Surr)	*96*		*85 - 114*		*01/12/21 09:53*	*1*
Dibromofluoromethane (Surr)	*101*		*80 - 119*		*01/12/21 09:53*	*1*
Toluene-d8 (Surr)	*99*		*89 - 112*		*01/12/21 09:53*	*1*

Lab Sample ID: LCS 410-83903/5
Matrix: Water
Analysis Batch: 83903

Client Sample ID: Lab Control Sample
Prep Type: Total/NA

Analyte	Spike Added	LCS Result	LCS Qualifier	Unit	D	%Rec	%Rec. Limits
Toluene	20.0	20.8		ug/L		104	80 - 121

Surrogate	*LCS %Recovery*	*LCS Qualifier*	*Limits*
1,2-Dichloroethane-d4 (Surr)	*103*		*81 - 118*
4-Bromofluorobenzene (Surr)	*98*		*85 - 114*
Dibromofluoromethane (Surr)	*104*		*80 - 119*
Toluene-d8 (Surr)	*98*		*89 - 112*

Method: 8015D GRO - Gasoline Range Organics (GRO)

Lab Sample ID: MB 410-82317/4 — **Client Sample ID: Method Blank**
Matrix: Water — **Prep Type: Total/NA**
Analysis Batch: 82317

Analyte	MB Result	MB Qualifier	LOQ	LOD	DL	Unit	D	Analyzed	Dil Fac
GRO (1C)	40	U M	50	40	23	ug/L		01/05/21 22:22	1

Surrogate	*MB %Recovery*	*MB Qualifier*	*Limits*	*Prepared*	*Analyzed*	*Dil Fac*
a,a,a-Trifluorotoluene (fid) (1C)	*92*		*63 - 135*		*01/05/21 22:22*	*1*

Lab Sample ID: LCS 410-82317/5 — **Client Sample ID: Lab Control Sample**
Matrix: Water — **Prep Type: Total/NA**
Analysis Batch: 82317

Analyte	Spike Added	LCS Result	LCS Qualifier	Unit	D	%Rec	%Rec. Limits
GRO (1C)	1100	1150	M	ug/L		105	78 - 122

Surrogate	*LCS %Recovery*	*LCS Qualifier*	*Limits*
a,a,a-Trifluorotoluene (fid) (1C)	*94*		*63 - 135*

Lab Sample ID: LCSD 410-82317/6 — **Client Sample ID: Lab Control Sample Dup**
Matrix: Water — **Prep Type: Total/NA**
Analysis Batch: 82317

Analyte	Spike Added	LCSD Result	LCSD Qualifier	Unit	D	%Rec	%Rec. Limits	RPD	RPD Limit
GRO (1C)	1100	1190	M	ug/L		108	78 - 122	3	20

Surrogate	*LCSD %Recovery*	*LCSD Qualifier*	*Limits*
a,a,a-Trifluorotoluene (fid) (1C)	*90*		*63 - 135*

Method: 8011 - EDB, DBCP, and 1,2,3-TCP (GC)

Lab Sample ID: MB 410-82772/1-A — **Client Sample ID: Method Blank**
Matrix: Water — **Prep Type: Total/NA**
Analysis Batch: 83116 — **Prep Batch: 82772**

Analyte	MB Result	MB Qualifier	LOQ	LOD	DL	Unit	D	Analyzed	Dil Fac
Ethylene Dibromide (1C)	0.020	U	0.030	0.020	0.010	ug/L		01/07/21 20:48	1

Surrogate	*MB %Recovery*	*MB Qualifier*	*Limits*	*Prepared*	*Analyzed*	*Dil Fac*
1,1,2,2-Tetrachloroethane (1C)	*95*		*46 - 136*	*01/07/21 04:37*	*01/07/21 20:48*	*1*
1,1,2,2-Tetrachloroethane (2C)	*105*		*46 - 136*	*01/07/21 04:37*	*01/07/21 20:48*	*1*

Lab Sample ID: LCS 410-82772/2-A — **Client Sample ID: Lab Control Sample**
Matrix: Water — **Prep Type: Total/NA**
Analysis Batch: 83116 — **Prep Batch: 82772**

Analyte	Spike Added	LCS Result	LCS Qualifier	Unit	D	%Rec	%Rec. Limits
Ethylene Dibromide (1C)	0.128	0.120		ug/L		94	60 - 140

Surrogate	*LCS %Recovery*	*LCS Qualifier*	*Limits*
1,1,2,2-Tetrachloroethane (1C)	*87*		*46 - 136*

Method: 8011 - EDB, DBCP, and 1,2,3-TCP (GC) (Continued)

Lab Sample ID: LCS 410-82772/2-A
Matrix: Water
Analysis Batch: 83116

Client Sample ID: Lab Control Sample
Prep Type: Total/NA
Prep Batch: 82772

Surrogate	*LCS %Recovery*	*LCS Qualifier*	*Limits*
1,1,2,2-Tetrachloroethane (2C)	*105*		*46 - 136*

Lab Sample ID: LCSD 410-82772/3-A
Matrix: Water
Analysis Batch: 83116

Client Sample ID: Lab Control Sample Dup
Prep Type: Total/NA
Prep Batch: 82772

Analyte			Spike Added	LCSD Result	LCSD Qualifier	Unit	D	%Rec	%Rec. Limits	RPD	RPD Limit
Ethylene Dibromide (1C)			0.128	0.135		ug/L		105	60 - 140	12	20

Surrogate	*LCSD %Recovery*	*LCSD Qualifier*	*Limits*
1,1,2,2-Tetrachloroethane (1C)	*100*		*46 - 136*
1,1,2,2-Tetrachloroethane (2C)	*109*		*46 - 136*

Method: 8015D DRO - Diesel Range Organics (DRO) (GC)

Lab Sample ID: MB 410-82704/1-A
Matrix: Water
Analysis Batch: 82848

Client Sample ID: Method Blank
Prep Type: Total/NA
Prep Batch: 82704

Analyte	MB Result	MB Qualifier	LOQ	LOD	DL	Unit	D	Analyzed	Dil Fac
DRO (C10-C28) (1C)	150	U M	200	150	74	ug/L		01/07/21 12:36	1
ORO (>C28-C40) (1C)	90	U	100	90	45	ug/L		01/07/21 12:36	1

Surrogate	*MB %Recovery*	*MB Qualifier*	*Limits*	*Prepared*	*Analyzed*	*Dil Fac*
o- terphenyl (Surr) (1C)	*86*		*56 - 125*	*01/06/21 20:28*	*01/07/21 12:36*	*1*

Lab Sample ID: LCS 410-82704/2-A
Matrix: Water
Analysis Batch: 82848

Client Sample ID: Lab Control Sample
Prep Type: Total/NA
Prep Batch: 82704

Analyte			Spike Added	LCS Result	LCS Qualifier	Unit	D	%Rec	%Rec. Limits		
DRO (C10-C28) (1C)			1610	1360	M	ug/L		85	36 - 132		

Surrogate	*LCS %Recovery*	*LCS Qualifier*	*Limits*
o- terphenyl (Surr) (1C)	*100*		*56 - 125*

Lab Sample ID: LCSD 410-82704/3-A
Matrix: Water
Analysis Batch: 82848

Client Sample ID: Lab Control Sample Dup
Prep Type: Total/NA
Prep Batch: 82704

Analyte			Spike Added	LCSD Result	LCSD Qualifier	Unit	D	%Rec	%Rec. Limits	RPD	RPD Limit
DRO (C10-C28) (1C)			1610	1230	M	ug/L		76	36 - 132	10	20

Surrogate	*LCSD %Recovery*	*LCSD Qualifier*	*Limits*
o- terphenyl (Surr) (1C)	*90*		*56 - 125*

Method: EPA 300.0 R2.1 - Anions, Ion Chromatography

Lab Sample ID: MB 410-82915/4
Matrix: Water
Analysis Batch: 82915

Client Sample ID: Method Blank
Prep Type: Total/NA

Analyte	MB Result	MB Qualifier	LOQ	LOD	DL	Unit	D	Analyzed	Dil Fac
Bromide	0.40	U	0.50	0.40	0.25	mg/L		01/07/21 16:34	1
Chloride	0.30	U	0.40	0.30	0.20	mg/L		01/07/21 16:34	1
Sulfate	0.90	U	1.0	0.90	0.30	mg/L		01/07/21 16:34	1

Lab Sample ID: LCS 410-82915/3
Matrix: Water
Analysis Batch: 82915

Client Sample ID: Lab Control Sample
Prep Type: Total/NA

Analyte	Spike Added	LCS Result	LCS Qualifier	Unit	D	%Rec	%Rec. Limits
Bromide	7.50	7.40		mg/L		99	90 - 110
Chloride	3.00	2.83		mg/L		94	90 - 110
Sulfate	7.50	7.40		mg/L		99	90 - 110

Method: 6010C - Metals (ICP)

Lab Sample ID: MB 410-82410/1-A
Matrix: Water
Analysis Batch: 83516

Client Sample ID: Method Blank
Prep Type: Total/NA
Prep Batch: 82410

Analyte	MB Result	MB Qualifier	LOQ	LOD	DL	Unit	D	Analyzed	Dil Fac
Iron	0.10	U	0.21	0.10	0.041	mg/L		01/10/21 14:02	1
Manganese	0.0052	U	0.010	0.0052	0.0031	mg/L		01/10/21 14:02	1

Lab Sample ID: LCS 410-82410/2-A
Matrix: Water
Analysis Batch: 83516

Client Sample ID: Lab Control Sample
Prep Type: Total/NA
Prep Batch: 82410

Analyte	Spike Added	LCS Result	LCS Qualifier	Unit	D	%Rec	%Rec. Limits
Iron	0.400	0.414		mg/L		103	87 - 115
Manganese	0.0200	0.0193		mg/L		97	90 - 114

Lab Sample ID: MB 410-82295/1-A
Matrix: Water
Analysis Batch: 83867

Client Sample ID: Method Blank
Prep Type: Total Recoverable
Prep Batch: 82295

Analyte	MB Result	MB Qualifier	LOQ	LOD	DL	Unit	D	Analyzed	Dil Fac
Calcium	0.15	U	0.20	0.15	0.096	mg/L		01/11/21 17:59	1
Iron	0.10	U	0.20	0.10	0.040	mg/L		01/11/21 17:59	1
Magnesium	0.075	U	0.10	0.075	0.040	mg/L		01/11/21 17:59	1
Manganese	0.0050	U	0.010	0.0050	0.0030	mg/L		01/11/21 17:59	1
Potassium	0.45	U	0.50	0.45	0.20	mg/L		01/11/21 17:59	1
Sodium	0.50	U	1.0	0.50	0.24	mg/L		01/11/21 17:59	1

Lab Sample ID: LCS 410-82295/2-A
Matrix: Water
Analysis Batch: 83867

Client Sample ID: Lab Control Sample
Prep Type: Total Recoverable
Prep Batch: 82295

Analyte	Spike Added	LCS Result	LCS Qualifier	Unit	D	%Rec	%Rec. Limits
Calcium	0.400	0.404		mg/L		101	87 - 113
Iron	0.400	0.404		mg/L		101	87 - 115

Method: 6010C - Metals (ICP) (Continued)

Lab Sample ID: LCS 410-82295/2-A — **Client Sample ID: Lab Control Sample**
Matrix: Water — **Prep Type: Total Recoverable**
Analysis Batch: 83867 — **Prep Batch: 82295**

Analyte	Spike Added	LCS Result	LCS Qualifier	Unit	D	%Rec	%Rec. Limits
Magnesium	0.200	0.205		mg/L		103	85 - 113
Manganese	0.0200	0.0203		mg/L		102	90 - 114
Potassium	6.00	5.77		mg/L		96	86 - 114
Sodium	2.00	1.99		mg/L		99	87 - 115

Lab Sample ID: LCSD 410-82295/3-A — **Client Sample ID: Lab Control Sample Dup**
Matrix: Water — **Prep Type: Total Recoverable**
Analysis Batch: 83867 — **Prep Batch: 82295**

Analyte	Spike Added	LCSD Result	LCSD Qualifier	Unit	D	%Rec	%Rec. Limits	RPD	RPD Limit
Calcium	0.400	0.400		mg/L		100	87 - 113	1	20
Iron	0.400	0.398		mg/L		99	87 - 115	2	20
Magnesium	0.200	0.202		mg/L		101	85 - 113	2	20
Manganese	0.0200	0.0202		mg/L		101	90 - 114	1	20
Potassium	6.00	5.78		mg/L		96	86 - 114	0	20
Sodium	2.00	1.98		mg/L		99	87 - 115	1	20

Method: 6020A - Metals (ICP/MS)

Lab Sample ID: MB 410-82223/1-A — **Client Sample ID: Method Blank**
Matrix: Water — **Prep Type: Total Recoverable**
Analysis Batch: 83261 — **Prep Batch: 82223**

Analyte	MB Result	MB Qualifier	LOQ	LOD	DL	Unit	D	Analyzed	Dil Fac
Arsenic	0.0016	U	0.0020	0.0016	0.00068	mg/L		01/07/21 15:30	1
Lead	0.00025	U	0.00050	0.00025	0.000071	mg/L		01/07/21 15:30	1

Lab Sample ID: LCS 410-82223/2-A — **Client Sample ID: Lab Control Sample**
Matrix: Water — **Prep Type: Total Recoverable**
Analysis Batch: 83261 — **Prep Batch: 82223**

Analyte	Spike Added	LCS Result	LCS Qualifier	Unit	D	%Rec	%Rec. Limits
Arsenic	0.0600	0.0615		mg/L		103	84 - 116
Lead	0.0300	0.0313		mg/L		104	88 - 115

Method: 2320B-2011 - Alkalinity, Total

Lab Sample ID: MB 410-83043/61 — **Client Sample ID: Method Blank**
Matrix: Water — **Prep Type: Total/NA**
Analysis Batch: 83043

Analyte	MB Result	MB Qualifier	LOQ	LOD	DL	Unit	D	Analyzed	Dil Fac
Bicarbonate Alkalinity as CaCO3	6.0	U	8.0	6.0	2.6	mg/L		01/06/21 23:13	1
Carbonate Alkalinity as CaCO3	6.0	U	8.0	6.0	2.6	mg/L		01/06/21 23:13	1
Total Alkalinity as CaCO3 to pH 4.5	6.0	U	8.0	6.0	2.6	mg/L		01/06/21 23:13	1

Method: 2320B-2011 - Alkalinity, Total (Continued)

Lab Sample ID: LCS 410-83043/62 — **Client Sample ID: Lab Control Sample**
Matrix: Water — **Prep Type: Total/NA**
Analysis Batch: 83043

Analyte			Spike Added	LCS Result	LCS Qualifier	Unit	D	%Rec	%Rec. Limits		
Total Alkalinity as CaCO3 to pH 4.5			189	160		mg/L		85	82 - 106		

Lab Sample ID: 410-25392-1 MS — **Client Sample ID: GWS10-204**
Matrix: Water — **Prep Type: Total/NA**
Analysis Batch: 83043

Analyte	Sample Result	Sample Qualifier	Spike Added	MS Result	MS Qualifier	Unit	D	%Rec	%Rec. Limits		
Total Alkalinity as CaCO3 to pH 4.5	180	J1	189	239	J1	mg/L		32	82 - 106		

Lab Sample ID: 410-25392-1 DU — **Client Sample ID: GWS10-204**
Matrix: Water — **Prep Type: Total/NA**
Analysis Batch: 83043

Analyte	Sample Result	Sample Qualifier		DU Result	DU Qualifier	Unit	D			RPD	RPD Limit
Total Alkalinity as CaCO3 to pH 4.5	180	J1		178		mg/L				0.2	5

Method: 353.2 - Nitrogen, Nitrate-Nitrite

Lab Sample ID: MB 410-83083/20 — **Client Sample ID: Method Blank**
Matrix: Water — **Prep Type: Total/NA**
Analysis Batch: 83083

Analyte	MB Result	MB Qualifier	LOQ	LOD	DL	Unit	D	Analyzed	Dil Fac
Nitrate Nitrite as N	0.090	U	0.10	0.090	0.040	mg/L		01/07/21 14:26	1

Lab Sample ID: LCS 410-83083/21 — **Client Sample ID: Lab Control Sample**
Matrix: Water — **Prep Type: Total/NA**
Analysis Batch: 83083

Analyte			Spike Added	LCS Result	LCS Qualifier	Unit	D	%Rec	%Rec. Limits		
Nitrate Nitrite as N			2.50	2.39		mg/L		96	90 - 110		

QC Association Summary

Client: EA Engineering, Science, and Technology
Project/Site: Kirtland AFB

Job ID: 410-25392-1

GC/MS VOA

Analysis Batch: 83578

Lab Sample ID	Client Sample ID	Prep Type	Matrix	Method	Prep Batch
410-25392-1	GWS10-204	Total/NA	Water	8260C DOD	
410-25392-1 - DL	GWS10-204	Total/NA	Water	8260C DOD	
410-25392-2	ERS10-123020-01	Total/NA	Water	8260C DOD	
410-25392-3	TB01 (Trip Blank)	Total/NA	Water	8260C DOD	
MB 410-83578/12	Method Blank	Total/NA	Water	8260C DOD	
LCS 410-83578/6	Lab Control Sample	Total/NA	Water	8260C DOD	
LCS 410-83578/9	Lab Control Sample	Total/NA	Water	8260C DOD	
LCSD 410-83578/10	Lab Control Sample Dup	Total/NA	Water	8260C DOD	
LCSD 410-83578/8	Lab Control Sample Dup	Total/NA	Water	8260C DOD	

Analysis Batch: 83903

Lab Sample ID	Client Sample ID	Prep Type	Matrix	Method	Prep Batch
410-25392-1 - DL2	GWS10-204	Total/NA	Water	8260C DOD	
MB 410-83903/7	Method Blank	Total/NA	Water	8260C DOD	
LCS 410-83903/5	Lab Control Sample	Total/NA	Water	8260C DOD	

GC VOA

Analysis Batch: 82317

Lab Sample ID	Client Sample ID	Prep Type	Matrix	Method	Prep Batch
410-25392-1	GWS10-204	Total/NA	Water	8015D GRO	
410-25392-2	ERS10-123020-01	Total/NA	Water	8015D GRO	
410-25392-3	TB01 (Trip Blank)	Total/NA	Water	8015D GRO	
MB 410-82317/4	Method Blank	Total/NA	Water	8015D GRO	
LCS 410-82317/5	Lab Control Sample	Total/NA	Water	8015D GRO	
LCSD 410-82317/6	Lab Control Sample Dup	Total/NA	Water	8015D GRO	

GC Semi VOA

Prep Batch: 82704

Lab Sample ID	Client Sample ID	Prep Type	Matrix	Method	Prep Batch
410-25392-1	GWS10-204	Total/NA	Water	3510C	
410-25392-2	ERS10-123020-01	Total/NA	Water	3510C	
MB 410-82704/1-A	Method Blank	Total/NA	Water	3510C	
LCS 410-82704/2-A	Lab Control Sample	Total/NA	Water	3510C	
LCSD 410-82704/3-A	Lab Control Sample Dup	Total/NA	Water	3510C	

Prep Batch: 82772

Lab Sample ID	Client Sample ID	Prep Type	Matrix	Method	Prep Batch
410-25392-1	GWS10-204	Total/NA	Water	8011	
410-25392-2	ERS10-123020-01	Total/NA	Water	8011	
410-25392-3	TB01 (Trip Blank)	Total/NA	Water	8011	
MB 410-82772/1-A	Method Blank	Total/NA	Water	8011	
LCS 410-82772/2-A	Lab Control Sample	Total/NA	Water	8011	
LCSD 410-82772/3-A	Lab Control Sample Dup	Total/NA	Water	8011	

Analysis Batch: 82848

Lab Sample ID	Client Sample ID	Prep Type	Matrix	Method	Prep Batch
410-25392-2	ERS10-123020-01	Total/NA	Water	8015D DRO	82704
MB 410-82704/1-A	Method Blank	Total/NA	Water	8015D DRO	82704
LCS 410-82704/2-A	Lab Control Sample	Total/NA	Water	8015D DRO	82704
LCSD 410-82704/3-A	Lab Control Sample Dup	Total/NA	Water	8015D DRO	82704

QC Association Summary

Client: EA Engineering, Science, and Technology
Project/Site: Kirtland AFB

Job ID: 410-25392-1

GC Semi VOA

Analysis Batch: 83064

Lab Sample ID	Client Sample ID	Prep Type	Matrix	Method	Prep Batch
410-25392-1	GWS10-204	Total/NA	Water	8015D DRO	82704

Analysis Batch: 83116

Lab Sample ID	Client Sample ID	Prep Type	Matrix	Method	Prep Batch
MB 410-82772/1-A	Method Blank	Total/NA	Water	8011	82772
LCS 410-82772/2-A	Lab Control Sample	Total/NA	Water	8011	82772
LCSD 410-82772/3-A	Lab Control Sample Dup	Total/NA	Water	8011	82772

Analysis Batch: 83799

Lab Sample ID	Client Sample ID	Prep Type	Matrix	Method	Prep Batch
410-25392-1	GWS10-204	Total/NA	Water	8011	82772
410-25392-2	ERS10-123020-01	Total/NA	Water	8011	82772
410-25392-3	TB01 (Trip Blank)	Total/NA	Water	8011	82772

HPLC/IC

Analysis Batch: 82915

Lab Sample ID	Client Sample ID	Prep Type	Matrix	Method	Prep Batch
410-25392-1	GWS10-204	Total/NA	Water	EPA 300.0 R2.1	
MB 410-82915/4	Method Blank	Total/NA	Water	EPA 300.0 R2.1	
LCS 410-82915/3	Lab Control Sample	Total/NA	Water	EPA 300.0 R2.1	

Metals

Prep Batch: 82223

Lab Sample ID	Client Sample ID	Prep Type	Matrix	Method	Prep Batch
410-25392-1	GWS10-204	Total/NA	Water	3005A	
410-25392-2	ERS10-123020-01	Total/NA	Water	3005A	
MB 410-82223/1-A	Method Blank	Total Recoverable	Water	3005A	
LCS 410-82223/2-A	Lab Control Sample	Total Recoverable	Water	3005A	

Prep Batch: 82295

Lab Sample ID	Client Sample ID	Prep Type	Matrix	Method	Prep Batch
410-25392-1	GWS10-204	Total Recoverable	Water	3005A	
410-25392-2	ERS10-123020-01	Total Recoverable	Water	3005A	
MB 410-82295/1-A	Method Blank	Total Recoverable	Water	3005A	
LCS 410-82295/2-A	Lab Control Sample	Total Recoverable	Water	3005A	
LCSD 410-82295/3-A	Lab Control Sample Dup	Total Recoverable	Water	3005A	

Prep Batch: 82410

Lab Sample ID	Client Sample ID	Prep Type	Matrix	Method	Prep Batch
410-25392-1	GWS10-204	Dissolved	Water	Non-Digest Prep	
MB 410-82410/1-A	Method Blank	Total/NA	Water	Non-Digest Prep	
LCS 410-82410/2-A	Lab Control Sample	Total/NA	Water	Non-Digest Prep	

Analysis Batch: 83261

Lab Sample ID	Client Sample ID	Prep Type	Matrix	Method	Prep Batch
410-25392-1	GWS10-204	Total/NA	Water	6020A	82223
410-25392-2	ERS10-123020-01	Total/NA	Water	6020A	82223
MB 410-82223/1-A	Method Blank	Total Recoverable	Water	6020A	82223
LCS 410-82223/2-A	Lab Control Sample	Total Recoverable	Water	6020A	82223

QC Association Summary

Client: EA Engineering, Science, and Technology
Project/Site: Kirtland AFB

Job ID: 410-25392-1

Metals

Analysis Batch: 83516

Lab Sample ID	Client Sample ID	Prep Type	Matrix	Method	Prep Batch
410-25392-1	GWS10-204	Dissolved	Water	6010C	82410
MB 410-82410/1-A	Method Blank	Total/NA	Water	6010C	82410
LCS 410-82410/2-A	Lab Control Sample	Total/NA	Water	6010C	82410

Analysis Batch: 83867

Lab Sample ID	Client Sample ID	Prep Type	Matrix	Method	Prep Batch
410-25392-1	GWS10-204	Total Recoverable	Water	6010C	82295
410-25392-2	ERS10-123020-01	Total Recoverable	Water	6010C	82295
MB 410-82295/1-A	Method Blank	Total Recoverable	Water	6010C	82295
LCS 410-82295/2-A	Lab Control Sample	Total Recoverable	Water	6010C	82295
LCSD 410-82295/3-A	Lab Control Sample Dup	Total Recoverable	Water	6010C	82295

General Chemistry

Analysis Batch: 83043

Lab Sample ID	Client Sample ID	Prep Type	Matrix	Method	Prep Batch
410-25392-1	GWS10-204	Total/NA	Water	2320B-2011	
MB 410-83043/61	Method Blank	Total/NA	Water	2320B-2011	
LCS 410-83043/62	Lab Control Sample	Total/NA	Water	2320B-2011	
410-25392-1 MS	GWS10-204	Total/NA	Water	2320B-2011	
410-25392-1 DU	GWS10-204	Total/NA	Water	2320B-2011	

Analysis Batch: 83083

Lab Sample ID	Client Sample ID	Prep Type	Matrix	Method	Prep Batch
410-25392-1	GWS10-204	Total/NA	Water	353.2	
MB 410-83083/20	Method Blank	Total/NA	Water	353.2	
LCS 410-83083/21	Lab Control Sample	Total/NA	Water	353.2	

Lab Chronicle

Client: EA Engineering, Science, and Technology
Project/Site: Kirtland AFB

Job ID: 410-25392-1

Client Sample ID: GWS10-204

Lab Sample ID: 410-25392-1
Date Collected: 12/30/20 14:42
Matrix: Water
Date Received: 01/05/21 10:42

Prep Type	Batch Type	Batch Method	Run	Dilution Factor	Batch Number	Prepared or Analyzed	Analyst	Lab
Total/NA	Analysis	8260C DOD		5	83578	01/11/21 16:09	K4WN	ELLE
Total/NA	Analysis	8260C DOD	DL	50	83578	01/11/21 16:31	K4WN	ELLE
Total/NA	Analysis	8260C DOD	DL2	500	83903	01/12/21 18:41	USEJ	ELLE
Total/NA	Analysis	8015D GRO		50	82317	01/06/21 01:07	UMDJ	ELLE
Total/NA	Prep	8011			82772	01/07/21 04:37	UKQ8	ELLE
Total/NA	Analysis	8011		100	83799	01/11/21 19:50	UAMZ	ELLE
Total/NA	Prep	3510C			82704	01/06/21 20:28	UKL2	ELLE
Total/NA	Analysis	8015D DRO		5	83064	01/07/21 17:16	IUSB	ELLE
Total/NA	Analysis	EPA 300.0 R2.1		5	82915	01/07/21 20:11	GJ35	ELLE
Dissolved	Prep	Non-Digest Prep			82410	01/06/21 08:07	UAMX	ELLE
Dissolved	Analysis	6010C		1	83516	01/10/21 14:43	SB	ELLE
Total Recoverable	Prep	3005A			82295	01/05/21 19:17	UAMX	ELLE
Total Recoverable	Analysis	6010C		1	83867	01/11/21 18:58	UCIG	ELLE
Total/NA	Prep	3005A			82223	01/05/21 16:01	UJLA	ELLE
Total/NA	Analysis	6020A		1	83261	01/07/21 16:03	S8DY	ELLE
Total/NA	Analysis	2320B-2011		1	83043	01/06/21 23:27	JB	ELLE
Total/NA	Analysis	353.2		1	83083	01/07/21 14:35	QU5I	ELLE

Client Sample ID: ERS10-123020-01

Lab Sample ID: 410-25392-2
Date Collected: 12/30/20 10:00
Matrix: Water
Date Received: 01/05/21 10:42

Prep Type	Batch Type	Batch Method	Run	Dilution Factor	Batch Number	Prepared or Analyzed	Analyst	Lab
Total/NA	Analysis	8260C DOD		1	83578	01/11/21 13:13	K4WN	ELLE
Total/NA	Analysis	8015D GRO		1	82317	01/05/21 23:33	UMDJ	ELLE
Total/NA	Prep	8011			82772	01/07/21 04:37	UKQ8	ELLE
Total/NA	Analysis	8011		1	83799	01/11/21 20:06	UAMZ	ELLE
Total/NA	Prep	3510C			82704	01/06/21 20:28	UKL2	ELLE
Total/NA	Analysis	8015D DRO		1	82848	01/07/21 13:42	IUSB	ELLE
Total Recoverable	Prep	3005A			82295	01/05/21 19:17	UAMX	ELLE
Total Recoverable	Analysis	6010C		1	83867	01/11/21 18:55	UCIG	ELLE
Total/NA	Prep	3005A			82223	01/05/21 16:01	UJLA	ELLE
Total/NA	Analysis	6020A		1	83261	01/07/21 16:01	S8DY	ELLE

Client Sample ID: TB01 (Trip Blank)

Lab Sample ID: 410-25392-3
Date Collected: 12/30/20 00:00
Matrix: Water
Date Received: 01/05/21 10:42

Prep Type	Batch Type	Batch Method	Run	Dilution Factor	Batch Number	Prepared or Analyzed	Analyst	Lab
Total/NA	Analysis	8260C DOD		1	83578	01/11/21 13:35	K4WN	ELLE
Total/NA	Analysis	8015D GRO		1	82317	01/05/21 23:56	UMDJ	ELLE
Total/NA	Prep	8011			82772	01/07/21 04:37	UKQ8	ELLE
Total/NA	Analysis	8011		1	83799	01/11/21 20:23	UAMZ	ELLE

Laboratory References:

ELLE = Eurofins Lancaster Laboratories Env, LLC, 2425 New Holland Pike, Lancaster, PA 17601, TEL (717)656-2300

Accreditation/Certification Summary

Client: EA Engineering, Science, and Technology
Project/Site: Kirtland AFB

Job ID: 410-25392-1

Laboratory: Eurofins Lancaster Laboratories Env, LLC

Unless otherwise noted, all analytes for this laboratory were covered under each accreditation/certification below.

Authority	Program	Identification Number	Expiration Date
A2LA	Dept. of Defense ELAP	1.01	01-31-21

The following analytes are included in this report, but the laboratory is not certified by the governing authority. This list may include analytes for which the agency does not offer certification.

Analysis Method	Prep Method	Matrix	Analyte
8015D DRO	3510C	Water	ORO (>C28-C40) (1C)

Method Summary

Client: EA Engineering, Science, and Technology
Project/Site: Kirtland AFB

Job ID: 410-25392-1

Method	Method Description	Protocol	Laboratory
8260C DOD	Volatile Organic Compounds (GC/MS)	SW846	ELLE
8015D GRO	Gasoline Range Organics (GRO)	SW846	ELLE
8011	EDB, DBCP, and 1,2,3-TCP (GC)	SW846	ELLE
8015D DRO	Diesel Range Organics (DRO) (GC)	SW846	ELLE
EPA 300.0 R2.1	Anions, Ion Chromatography	EPA	ELLE
6010C	Metals (ICP)	SW846	ELLE
6020A	Metals (ICP/MS)	SW846	ELLE
2320B-2011	Alkalinity, Total	SM	ELLE
353.2	Nitrogen, Nitrate-Nitrite	MCAWW	ELLE
3005A	Preparation, Total Recoverable or Dissolved Metals	SW846	ELLE
3510C	Liquid-Liquid Extraction (Separatory Funnel)	SW846	ELLE
5030C	Purge and Trap	SW846	ELLE
8011	Microextraction	SW846	ELLE
Non-Digest Prep	Preparation, Non-Digested Aqueous Metals	EPA	ELLE

Protocol References:

EPA = US Environmental Protection Agency
MCAWW = "Methods For Chemical Analysis Of Water And Wastes", EPA-600/4-79-020, March 1983 And Subsequent Revisions.
SM = "Standard Methods For The Examination Of Water And Wastewater"
SW846 = "Test Methods For Evaluating Solid Waste, Physical/Chemical Methods", Third Edition, November 1986 And Its Updates.

Laboratory References:

ELLE = Eurofins Lancaster Laboratories Env, LLC, 2425 New Holland Pike, Lancaster, PA 17601, TEL (717)656-2300

Sample Summary

Client: EA Engineering, Science, and Technology
Project/Site: Kirtland AFB

Job ID: 410-25392-1

Lab Sample ID	Client Sample ID	Matrix	Collected	Received	Asset ID
410-25392-1	GWS10-204	Water	12/30/20 14:42	01/05/21 10:42	
410-25392-2	ERS10-123020-01	Water	12/30/20 10:00	01/05/21 10:42	
410-25392-3	TB01 (Trip Blank)	Water	12/30/20 00:00	01/05/21 10:42	

Euro

410-25392 Chain of Custody

Chain of Custody Record

Denver #280 772523467493

eurofins Environment Testing America

Client:	Sampler: JM / DS	Lab PM: Darlene Bandy	Carrier Tracking No(s): ~~3156592415 13~~	COC No: COC-S10-204
Client Contact: Pamela Moss	Phone: (508) 789-0624	E-Mail: Darlene.Bandy@Eurofinset.com	State of Origin: NM	Page: 1 of 1
Company: EA Engineering, Science, and Technology	PWSID:			Job #: 62735DM02.1016.02
Address: 7995 E. Prentice Ave, Suite 206E	Due Date Requested:			
City: Greenwood Village	TAT Requested (days): ST ~ 14 day			
State, Zip: CO, 80111	Compliance Project: Δ Yes Δ No			
Phone: 303-810-6903(Tel)	PO #: See Darlene or Pam Moss			
Email: pmoss@eaest.com	WO #: See Darlene or Pam Moss			
Project Name: Kirtland AFB	Project #: Contact Darlene.Bandy@eurofinset.com			
Site: KAFB-106 S10	SSOW#:			

Analysis Requested

Preservation Codes:

A HCL, B NaOH, C Zn Acetate, D Nitric Acid, E NaHSO4, F MeOH, G Amchlor, H Ascorbic Acid, I Ice, J DI Water, K EDTA, L EDA, M Hexane, N None, O AsNaO2, P Na2O4S, Q Na2SO3, R Na2S2O3, S H2SO4, T TSP Dodecahydrate, U Acetone, V MCAA, W pH 4-5, Z other (specify)

Other:

Sample Identification	Sample Date	Sample Time	Sample Type (C=comp, G=grab)	Matrix (W=water, S=solid, O=waste/oil, BT=Tissue, A=Air)	Field Filtered Sample (Yes or No)	Perform MS/MSD (Yes or No)	8011 EDB	8260C VOCs (+BTEX)	8015D GRO	8015D DRO	6010C Total Metals (Ca, Mg, K, Na)	6010C Dissolved Metals (Fe and Mn)	6020A Total Metals (As and Pb)	300.0 (Cl, Br, SO4)	353.2 Nitrate/Nitrite as N	2320B Alkalinity Bicarbonate/Carbonate			Total Number of containers	Special Instructions/Note
			Preservation Code:				A	A	A	N	D	D	D	N	S	N				
GWS10-204	12-30-2020	1442	G	W			X	X	X	X	X	X	X	X	X	X				
ERS10-123020-01	12-30-2020	1000	G	W			X	X	X	X										Only collected 1x1L Amber for DRO
TB01 (Trip Blank)			G	W			X	X	X											

Possible Hazard Identification: ☐ Non-Hazard ☐ Flammable ☐ Skin Irritant ☐ Poison B ☐ Unknown ☐ Radiological

Sample Disposal (A fee may be assessed if samples are retained longer than 1 month): ☐ Return To Client ☒ Disposal By Lab ☐ Archive For ____ Months

Deliverable Requested: I, II, III, IV, Other (specify)

Special Instructions/QC Requirements:

Empty Kit Relinquished by: Date: Time: Method of Shipment: FedEx ~~3156592415 13~~

Relinquished by:	Date/Time:	Company	Received by:	Date/Time:	Company
J Messenger	~~12-30-2020/1830~~ 1-4-2020/1300	EA			
Relinquished by:	Date/Time:	Company	Received by:	Date/Time:	Company
Relinquished by:	Date/Time:	Company	Received by:	1/5/21 1042	ETIE

Custody Seals Intact: Δ Yes Δ No

Custody Seal No.

Cooler Temperature(s) °C and Other Remarks: 0.5

(To Plz add AS, PB (6020A) and CA, K, Na, Mg, Mn, Fe (6010) to sample ERS10 PMOSS 1/6/2021

Euro

Chain of Custody Record

Denver #280 772523467493

eurofins Environment Testing America

410-25392 Chain of Custody

Sampler: JM / DS	Lab PM: Darlene Bandy	Carrier Tracking No(s): ~~8156 5924 1513~~	COC No: COC-S10-204
Phone: (508) 789-0624	E-Mail: Darlene.Bandy@Eurofinset.com	State of Origin: NM	Page: 1 of 1
			Job #: 62735DM02.1016.02

Client:
Client Contact: Pamela Moss
Company: EA Engineering, Science, and Technology
Address: 7995 E. Prentice Ave, Suite 206E
City: Greenwood Village
State, Zip: CO, 80111
Phone: 303-810-6903(Tel)
Email: pmoss@eaest.com
Project Name: Kirtland AFB
Site: KAFB-106 S10

PWSID:
Due Date Requested:
TAT Requested (days): ST ~ 14 day
Compliance Project: Δ Yes Δ No
PO #: See Darlene or Pam Moss
WO #: See Darlene or Pam Moss
Project #: Contact Darlene.Bandy@eurofinset.com
SSOW#:

Analysis Requested

Preservation Codes:
A HCL, B NaOH, C Zn Acetate, D Nitric Acid, E NaHSO4, F MeOH, G Amchlor, H Ascorbic Acid, I Ice, J DI Water, K EDTA, L EDA, M Hexane, N None, O AsNaO2, P Na2O4S, Q Na2SO3, R Na2S2O3, S H2SO4, T TSP Dodecahydrate, U Acetone, V MCAA, W pH 4-5, Z other (specify)
Other

Sample Identification	Sample Date	Sample Time	Sample Type (C=comp, G=grab)	Matrix (W=water, S=solid, O=waste/oil, BT=Tissue, A=Air)	EDB 8011	VOCs (+BTEX) 8260C	GRO 8015D	DRO 8015D	Total Metals (Ca, Mg, K, Na) 6010C	Dissolved Metals (Fe and Mn) 6010C	Total Metals (As and Pb) 6020A	Cl, Br, SO4 300.0	Nitrate/Nitrite as N 353.2	Alkalinity Bicarbonate/Carbonate 2320B	Total Number of containers	Special Instructions/Note
			Preservation Code:		A	A	A	N	D	D	D	N	S	N		
GWS10-204	12-30-2020	1442	G	W	X	X	X	X	X	X	X	X	X	X		
ERS10-123020-01	12-30-2020	1000	G	W	X	X	X	X	X	X	X					Only collected 1x1L Amber for DRO
TB01 (Trip Blank)			G	W	X	X	X									

PMOSS 1/6/21

Possible Hazard Identification
☐ Non-Hazard ☐ Flammable ☐ Skin Irritant ☐ Poison B ☐ Unknown ☐ Radiological

Sample Disposal (A fee may be assessed if samples are retained longer than 1 month)
☐ Return To Client ☒ Disposal By Lab ☐ Archive For ____ Months

Deliverable Requested: I, II, III, IV, Other (specify)

Special Instructions/QC Requirements:

Empty Kit Relinquished by: Date: Time: Method of Shipment: FedEx ~~8156 5924 1513~~

Relinquished by:	Date/Time:	Company	Received by:	Date/Time:	Company
J. Messenger	1-4-2020/1300 ~~12-30-2020/1830~~	EA			
Relinquished by:	Date/Time:	Company	Received by:	Date/Time:	Company
Relinquished by:	Date/Time:	Company	Received by:	1/5/21 1042	ETIE

Custody Seals Intact: Δ Yes Δ No
Custody Seal No.
Cooler Temperature(s) °C and Other Remarks: 0-5

1/18/2021

Login Sample Receipt Checklist

Client: EA Engineering, Science, and Technology

Job Number: 410-25392-1

Login Number: 25392
List Number: 1
Creator: Rivera, Tatiana

List Source: Eurofins Lancaster Laboratories Env

Question	Answer	Comment
Radioactivity wasn't checked or is </= background as measured by a survey meter.	True	
The cooler's custody seal is intact.	True	
The cooler or samples do not appear to have been compromised or tampered with.	True	
Samples were received on ice.	True	
Cooler Temperature is acceptable (</=6C, not frozen).	True	
Cooler Temperature is recorded.	True	
WV: Container Temperature is acceptable (</=6C, not frozen).	N/A	
WV: Container Temperature is recorded.	N/A	
COC is present.	True	
COC is filled out in ink and legible.	True	
COC is filled out with all pertinent information.	True	
There are no discrepancies between the containers received and the COC.	False	Refer to Job Narrative for details.
Samples are received within Holding Time (excluding tests with immediate HTs)	True	
Sample containers have legible labels.	True	
Containers are not broken or leaking.	True	
Sample collection date/times are provided.	True	
Appropriate sample containers are used.	True	
Sample bottles are completely filled.	True	
There is sufficient vol. for all requested analyses.	True	
Multiphasic samples are not present.	True	
Samples do not require splitting or compositing.	N/A	
Is the Field Sampler's name present on COC?	True	
Sample Preservation Verified.	N/A	
Residual Chlorine Checked.	N/A	
Sample custody seals are intact.	N/A	

eurofins | Environment Testing America

ANALYTICAL REPORT

Eurofins Lancaster Laboratories Env, LLC
2425 New Holland Pike
Lancaster, PA 17601
Tel: (717)656-2300

Laboratory Job ID: 410-30853-1
Client Project/Site: KAFB Data Gap Well Installation
Revision: 1

For:
Sundance Consulting, Inc
8210 Louisiana Blvd NE
Suite C
Albuquerque, New Mexico 87113

Attn: Justin Fitch

Darlene Bandy

Authorized for release by:
5/4/2021 12:41:37 PM

Darlene Bandy, Project Manager I
(303)736-0188
Darlene.Bandy@Eurofinset.com

LINKS

Review your project results through TotalAccess

Have a Question? Ask The Expert

Visit us at: www.eurofinsus.com/Env

The test results in this report meet all 2003 NELAC, 2009 TNI, and 2016 TNI requirements for accredited parameters, exceptions are noted in this report. This report may not be reproduced except in full, and with written approval from the laboratory. For questions please contact the Project Manager at the e-mail address or telephone number listed on this page.

This report has been electronically signed and authorized by the signatory. Electronic signature is intended to be the legally binding equivalent of a traditionally handwritten signature.

Results relate only to the items tested and the sample(s) as received by the laboratory.

1 2 3 4 5 6 7 8 9 10 11 12 13 14 15

Analytical test results meet all requirements of the associated regulatory program (e.g., NELAC (TNI), DoD, and ISO 17025) unless otherwise noted under the individual analysis. Data qualifiers are applied to note exceptions. Noncompliant quality control (QC) is further explained in narrative comments.
· QC results that exceed the upper limits and are associated with non-detect samples are qualified but further narration is not required since the bias is high and does not change a non-detect result. Further narration is also not required with QC blank detection when the associated sample concentration is non-detect or more than ten times the level in the blank.
· Matrix QC may not be reported if insufficient sample or site-specific QC samples were not submitted. In these situations, to demonstrate precision and accuracy at a batch level, a LCS/LCSD is performed, unless otherwise specified in the method.
· Surrogate and/or isotope dilution analyte recoveries (if applicable) which are outside of the QC window are confirmed unless attributed to a dilution or otherwise noted in the narrative.
Regulated compliance samples (e.g. SDWA, NPDES) must comply with the associated agency requirements/permits.

Measurement uncertainty values, as applicable, are available upon request.

Test results relate only to the sample tested. Clients should be aware that a critical step in a chemical or microbiological analysis is the collection of the sample. Unless the sample analyzed is truly representative of the bulk of material involved, the test results will be meaningless. If you have questions regarding the proper techniques of collecting samples, please contact us. We cannot be held responsible for sample integrity, however, unless sampling has been performed by a member of our staff. Times are local to the area of activity. Parameters listed in the 40 CFR Part 136 Table II as "analyze immediately" and tested in the laboratory are not performed within 15 minutes of collection.

This report shall not be reproduced except in full, without the written approval of the laboratory.

WARRANTY AND LIMITS OF LIABILITY - In accepting analytical work, we warrant the accuracy of test results for the sample as submitted. The foregoing express warranty is exclusive and is given in lieu of all other warranties, expressed or implied, except as otherwise agreed. We disclaim any other warranties, expressed or implied, including a warranty of fitness for particular purpose and warranty of merchantability. In no event shall Eurofins Lancaster Laboratories Environmental, LLC be liable for indirect, special, consequential, or incidental damages including, but not limited to, damages for loss of profit or goodwill regardless of (A) the negligence (either sole or concurrent) of Eurofins Lancaster Laboratories Environmental and (B) whether Eurofins Lancaster Laboratories Environmental has been informed of the possibility of such damages. We accept no legal responsibility for the purposes for which the client uses the test results. Except as otherwise agreed, no purchase order or other order for work shall be accepted by Eurofins Lancaster Laboratories Environmental which includes any conditions that vary from the Standard Terms and Conditions, and Eurofins Lancaster Laboratories Environmental hereby objects to any conflicting terms contained in any acceptance or order submitted by client.

Darlene Bandy

Darlene Bandy
Project Manager I
5/4/2021 12:41:37 PM

Table of Contents

Cover Page 1
Table of Contents 3
Definitions/Glossary 4
Case Narrative 6
Detection Summary 8
Client Sample Results 10
Surrogate Summary 20
QC Sample Results 22
QC Association Summary 32
Lab Chronicle 35
Certification Summary 37
Method Summary 38
Sample Summary 39
Chain of Custody 40
Receipt Checklists 41

Qualifiers

GC/MS VOA

Qualifier	Qualifier Description
J	Estimated: The analyte was positively identified; the quantitation is an estimation
M	Manual integrated compound.
Q	One or more quality control criteria failed.
U	Undetected at the Limit of Detection.

GC VOA

Qualifier	Qualifier Description
M	Manual integrated compound.
U	Undetected at the Limit of Detection.

GC Semi VOA

Qualifier	Qualifier Description
J	Estimated: The analyte was positively identified; the quantitation is an estimation
M	Manual integrated compound.
Q	One or more quality control criteria failed.
U	Undetected at the Limit of Detection.

HPLC/IC

Qualifier	Qualifier Description
D	The reported value is from a dilution.
J1	Estimated: The quantitation is an estimation due to discrepancies in meeting certain analyte-specific quality control criteria.
U	Undetected at the Limit of Detection.

Metals

Qualifier	Qualifier Description
J	Estimated: The analyte was positively identified; the quantitation is an estimation
J1	Estimated: The quantitation is an estimation due to discrepancies in meeting certain analyte-specific quality control criteria.
U	Undetected at the Limit of Detection.

General Chemistry

Qualifier	Qualifier Description
J1	Estimated: The quantitation is an estimation due to discrepancies in meeting certain analyte-specific quality control criteria.
U	Undetected at the Limit of Detection.

Glossary

Abbreviation	These commonly used abbreviations may or may not be present in this report.
¤	Listed under the "D" column to designate that the result is reported on a dry weight basis
%R	Percent Recovery
1C	Result is from the primary column on a dual-column method.
2C	Result is from the confirmation column on a dual-column method.
CFL	Contains Free Liquid
CFU	Colony Forming Unit
CNF	Contains No Free Liquid
DER	Duplicate Error Ratio (normalized absolute difference)
Dil Fac	Dilution Factor
DL	Detection Limit (DoD/DOE)
DL, RA, RE, IN	Indicates a Dilution, Re-analysis, Re-extraction, or additional Initial metals/anion analysis of the sample
DLC	Decision Level Concentration (Radiochemistry)
EDL	Estimated Detection Limit (Dioxin)
LOD	Limit of Detection (DoD/DOE)
LOQ	Limit of Quantitation (DoD/DOE)
MCL	EPA recommended "Maximum Contaminant Level"
MDA	Minimum Detectable Activity (Radiochemistry)
MDC	Minimum Detectable Concentration (Radiochemistry)
MDL	Method Detection Limit
ML	Minimum Level (Dioxin)

Glossary (Continued)

Abbreviation	These commonly used abbreviations may or may not be present in this report.
MPN	Most Probable Number
MQL	Method Quantitation Limit
NC	Not Calculated
ND	Not Detected at the reporting limit (or MDL or EDL if shown)
NEG	Negative / Absent
POS	Positive / Present
PQL	Practical Quantitation Limit
PRES	Presumptive
QC	Quality Control
RER	Relative Error Ratio (Radiochemistry)
RL	Reporting Limit or Requested Limit (Radiochemistry)
RPD	Relative Percent Difference, a measure of the relative difference between two points
TEF	Toxicity Equivalent Factor (Dioxin)
TEQ	Toxicity Equivalent Quotient (Dioxin)
TNTC	Too Numerous To Count

Job ID: 410-30853-1

Laboratory: Eurofins Lancaster Laboratories Env, LLC

Narrative

Job Narrative
410-30853-1

REVISION

The report being provided is a revision of the original report sent on 3/12/2021. The report (revision 1) is being revised due to Client requested to add EDB and m- & p-Xylenes to the VOCs 8260 analyte list.

Report revision history

Receipt
The samples were received on 3/2/2021 11:31 AM. Unless otherwise noted below, the samples arrived in good condition, and, where required, properly preserved and on ice. The temperature of the cooler at receipt time was 5.1°C

GC/MS VOA
Method 8260C_DOD5: The preservative used in the sample containers provided is not compatible with one of the Method 8260 analytes requested. The following samples were received preserved with hydrochloric acid: GW249-211 (410-30853-1), GW251-211 (410-30853-2), GW249-611 (410-30853-3) and GW-TB-201 (410-30853-4). The requested target analyte list includes Acrolein and Acrylonitrile, an acid-labile compound that degrades in an acidic medium.

Method 8260C_DOD5: The continuing calibration verification (CCV) associated with batch 410-100810 recovered above the upper control limit for Acrolein. Non-detects were reported. Any detection is considered estimated.

No additional analytical or quality issues were noted, other than those described above or in the Definitions/ Glossary page.

Gasoline Range Organics
No additional analytical or quality issues were noted, other than those described above or in the Definitions/ Glossary page.

Diesel Range Organics
No additional analytical or quality issues were noted, other than those described above or in the Definitions/ Glossary page.

GC Semi VOA
Method 8011_DOD5: The continuing calibration verification (CCV) associated with batch 410-100501 recovered above the below the lower control limit for 1,1,2,2-Tetrachloroethane on column 1. Ethylene Dibromide reported from column 2. The associated sample is impacted: GW251-211 (410-30853-2).

Method 8011_DOD5: The continuing calibration verification (CCV) associated with batch 410-99889 recovered above the upper control limit for Ethylene Dibromide. The samples associated with this CCV were non-detects for the affected analytes; therefore, the data have been reported. The associated samples are impacted: GW249-211 (410-30853-1), GW249-611 (410-30853-3) and GW-TB-201 (410-30853-4).

No additional analytical or quality issues were noted, other than those described above or in the Definitions/ Glossary page.

HPLC/IC
No additional analytical or quality issues were noted, other than those described above or in the Definitions/ Glossary page.

Metals
No additional analytical or quality issues were noted, other than those described above or in the Definitions/ Glossary page.

General Chemistry
No additional analytical or quality issues were noted, other than those described above or in the Definitions/ Glossary page.

Job ID: 410-30853-1 (Continued)

Laboratory: Eurofins Lancaster Laboratories Env, LLC (Contii

Detection Summary

Client: Sundance Consulting, Inc
Project/Site: KAFB Data Gap Well Installation

Job ID: 410-30853-1

Client Sample ID: GW249-211 — Lab Sample ID: 410-30853-1

Analyte	Result	Qualifier	LOQ	LOD	DL	Unit	Dil Fac	D	Method	Prep Type
Acetone	2.7	J	20	2.0	0.70	ug/L	1		8260C DOD	Total/NA
Toluene	19		1.0	0.50	0.20	ug/L	1		8260C DOD	Total/NA
GRO (1C)	69	M	50	40	23	ug/L	1		8015D GRO	Total/NA
DRO (C10-C28) (1C)	460	M	100	91	46	ug/L	1		8015D DRO	Total/NA
Sulfate	28	D	5.0	4.5	1.5	mg/L	5		EPA 300.0 R2.1	Total/NA
Chloride	10	J1 D	2.0	1.5	1.0	mg/L	5		EPA 300.0 R2.1	Total/NA
Calcium	47000	J1	200	150	96	ug/L	1		6010C	Total Recoverable
Magnesium	7100	J1	100	75	40	ug/L	1		6010C	Total Recoverable
Potassium	2700		500	450	200	ug/L	1		6010C	Total Recoverable
Sodium	26000	J1	1000	500	240	ug/L	1		6010C	Total Recoverable
Iron	120	J	210	100	41	ug/L	1		6010C	Dissolved
Manganese	380		10	5.2	3.1	ug/L	1		6010C	Dissolved
Lead	0.12	J	0.50	0.25	0.071	ug/L	1		6020A	Total Recoverable
Bicarbonate Alkalinity as CaCO3	160		8.0	6.0	2.6	mg/L	1		2320B-2011	Total/NA
Total Alkalinity as CaCO3 to pH 4.5	160		8.0	6.0	2.6	mg/L	1		2320B-2011	Total/NA

Client Sample ID: GW251-211 — Lab Sample ID: 410-30853-2

Analyte	Result	Qualifier	LOQ	LOD	DL	Unit	Dil Fac	D	Method	Prep Type
2-Butanone	0.31	J	10	1.0	0.30	ug/L	1		8260C DOD	Total/NA
Acetone	5.3	J	20	2.0	0.70	ug/L	1		8260C DOD	Total/NA
Ethylene Dibromide (2C)	0.010	J	0.029	0.019	0.0097	ug/L	1		8011	Total/NA
DRO (C10-C28) (1C)	210	M	120	110	53	ug/L	1		8015D DRO	Total/NA
Sulfate	29	D	5.0	4.5	1.5	mg/L	5		EPA 300.0 R2.1	Total/NA
Chloride	11	D	2.0	1.5	1.0	mg/L	5		EPA 300.0 R2.1	Total/NA
Calcium	61000		200	150	96	ug/L	1		6010C	Total Recoverable
Magnesium	9700		100	75	40	ug/L	1		6010C	Total Recoverable
Potassium	3500		500	450	200	ug/L	1		6010C	Total Recoverable
Sodium	30000		1000	500	240	ug/L	1		6010C	Total Recoverable
Manganese	410		10	5.2	3.1	ug/L	1		6010C	Dissolved
Arsenic	0.95	J	2.0	1.6	0.68	ug/L	1		6020A	Total Recoverable
Lead	0.086	J	0.50	0.25	0.071	ug/L	1		6020A	Total Recoverable
Bicarbonate Alkalinity as CaCO3	220		8.0	6.0	2.6	mg/L	1		2320B-2011	Total/NA
Total Alkalinity as CaCO3 to pH 4.5	220	J1	8.0	6.0	2.6	mg/L	1		2320B-2011	Total/NA

Client Sample ID: GW249-611 — Lab Sample ID: 410-30853-3

Analyte	Result	Qualifier	LOQ	LOD	DL	Unit	Dil Fac	D	Method	Prep Type
Acetone	2.9	J	20	2.0	0.70	ug/L	1		8260C DOD	Total/NA
Toluene	18		1.0	0.50	0.20	ug/L	1		8260C DOD	Total/NA
GRO (1C)	79	M	50	40	23	ug/L	1		8015D GRO	Total/NA

This Detection Summary does not include radiochemical test results.

Detection Summary

Client: Sundance Consulting, Inc
Project/Site: KAFB Data Gap Well Installation

Job ID: 410-30853-1

Client Sample ID: GW249-611 (Continued) — Lab Sample ID: 410-30853-3

Analyte	Result	Qualifier	LOQ	LOD	DL	Unit	Dil Fac	D	Method	Prep Type
DRO (C10-C28) (1C)	480	M	100	92	46	ug/L	1		8015D DRO	Total/NA
Sulfate	27	D	5.0	4.5	1.5	mg/L	5		EPA 300.0 R2.1	Total/NA
Chloride	9.8	D	2.0	1.5	1.0	mg/L	5		EPA 300.0 R2.1	Total/NA
Calcium	47000		200	150	96	ug/L	1		6010C	Total Recoverable
Magnesium	7100		100	75	40	ug/L	1		6010C	Total Recoverable
Potassium	2800		500	450	200	ug/L	1		6010C	Total Recoverable
Sodium	26000		1000	500	240	ug/L	1		6010C	Total Recoverable
Iron	110	J	210	100	41	ug/L	1		6010C	Dissolved
Manganese	390		10	5.2	3.1	ug/L	1		6010C	Dissolved
Lead	0.099	J	0.50	0.25	0.071	ug/L	1		6020A	Total Recoverable
Bicarbonate Alkalinity as CaCO3	160		8.0	6.0	2.6	mg/L	1		2320B-2011	Total/NA
Total Alkalinity as CaCO3 to pH 4.5	160		8.0	6.0	2.6	mg/L	1		2320B-2011	Total/NA

Client Sample ID: GW-TB-201 — Lab Sample ID: 410-30853-4

No Detections.

This Detection Summary does not include radiochemical test results.

Client Sample Results

Client: Sundance Consulting, Inc
Project/Site: KAFB Data Gap Well Installation

Job ID: 410-30853-1

Client Sample ID: GW249-211

Date Collected: 02/24/21 13:50
Date Received: 03/02/21 11:31

Lab Sample ID: 410-30853-1

Matrix: Water

Method: 8260C DOD - Volatile Organic Compounds (GC/MS)

Analyte	Result	Qualifier	LOQ	LOD	DL	Unit	D	Analyzed	Dil Fac
1,1,1,2-Tetrachloroethane	0.50	U	1.0	0.50	0.20	ug/L		03/09/21 03:54	1
1,1,1-Trichloroethane	0.50	U	1.0	0.50	0.30	ug/L		03/09/21 03:54	1
1,1,2,2-Tetrachloroethane	0.50	U	1.0	0.50	0.20	ug/L		03/09/21 03:54	1
1,1,2-Trichloroethane	0.50	U	1.0	0.50	0.20	ug/L		03/09/21 03:54	1
1,1-Dichloroethane	0.50	U	1.0	0.50	0.20	ug/L		03/09/21 03:54	1
1,1-Dichloroethene	0.50	U	1.0	0.50	0.20	ug/L		03/09/21 03:54	1
1,1-Dichloropropene	0.50	U	5.0	0.50	0.20	ug/L		03/09/21 03:54	1
1,2,3-Trichlorobenzene	1.0	U	5.0	1.0	0.40	ug/L		03/09/21 03:54	1
1,2,3-Trichloropropane	0.50	U	5.0	0.50	0.20	ug/L		03/09/21 03:54	1
1,2,4-Trichlorobenzene	1.0	U	5.0	1.0	0.30	ug/L		03/09/21 03:54	1
1,2,4-Trimethylbenzene	2.0	U	5.0	2.0	1.0	ug/L		03/09/21 03:54	1
1,2-Dibromo-3-Chloropropane	1.0	U	5.0	1.0	0.30	ug/L		03/09/21 03:54	1
1,2-Dichlorobenzene	0.50	U	5.0	0.50	0.20	ug/L		03/09/21 03:54	1
1,2-Dichloroethane	0.50	U	1.0	0.50	0.30	ug/L		03/09/21 03:54	1
1,2-Dichloropropane	0.50	U	1.0	0.50	0.20	ug/L		03/09/21 03:54	1
1,3,5-Trimethylbenzene	1.0	U	5.0	1.0	0.30	ug/L		03/09/21 03:54	1
1,3-Dichlorobenzene	0.50	U	5.0	0.50	0.20	ug/L		03/09/21 03:54	1
1,3-Dichloropropane	0.50	U	1.0	0.50	0.20	ug/L		03/09/21 03:54	1
1,4-Dichlorobenzene	0.50	U	5.0	0.50	0.20	ug/L		03/09/21 03:54	1
2,2-Dichloropropane	0.50	U	1.0	0.50	0.30	ug/L		03/09/21 03:54	1
2-Butanone	1.0	U	10	1.0	0.30	ug/L		03/09/21 03:54	1
2-Chlorotoluene	0.50	U	5.0	0.50	0.20	ug/L		03/09/21 03:54	1
2-Hexanone	1.0	U M	10	1.0	0.30	ug/L		03/09/21 03:54	1
4-Chlorotoluene	0.50	U	5.0	0.50	0.20	ug/L		03/09/21 03:54	1
4-Methyl-2-pentanone	1.0	U	10	1.0	0.50	ug/L		03/09/21 03:54	1
Acetone	**2.7**	**J**	20	2.0	0.70	ug/L		03/09/21 03:54	1
Acrolein	5.0	U Q	100	5.0	3.0	ug/L		03/09/21 03:54	1
Acrylonitrile	1.0	U	20	1.0	0.30	ug/L		03/09/21 03:54	1
Benzene	0.50	U	1.0	0.50	0.20	ug/L		03/09/21 03:54	1
Bromobenzene	0.50	U	5.0	0.50	0.20	ug/L		03/09/21 03:54	1
Bromochloromethane	0.50	U	5.0	0.50	0.20	ug/L		03/09/21 03:54	1
Bromodichloromethane	0.50	U	1.0	0.50	0.20	ug/L		03/09/21 03:54	1
Bromoform	2.0	U	4.0	2.0	1.0	ug/L		03/09/21 03:54	1
Bromomethane	0.50	U	1.0	0.50	0.30	ug/L		03/09/21 03:54	1
Carbon disulfide	0.50	U	5.0	0.50	0.20	ug/L		03/09/21 03:54	1
Carbon tetrachloride	0.50	U	1.0	0.50	0.20	ug/L		03/09/21 03:54	1
Chlorobenzene	0.50	U	1.0	0.50	0.20	ug/L		03/09/21 03:54	1
Chloroethane	0.50	U	1.0	0.50	0.20	ug/L		03/09/21 03:54	1
Chloroform	0.50	U	1.0	0.50	0.20	ug/L		03/09/21 03:54	1
Chloromethane	0.50	U	1.0	0.50	0.20	ug/L		03/09/21 03:54	1
cis-1,2-Dichloroethene	0.50	U	1.0	0.50	0.20	ug/L		03/09/21 03:54	1
cis-1,3-Dichloropropene	0.50	U	1.0	0.50	0.20	ug/L		03/09/21 03:54	1
Dibromochloromethane	0.50	U	1.0	0.50	0.20	ug/L		03/09/21 03:54	1
Dibromomethane	0.50	U	1.0	0.50	0.20	ug/L		03/09/21 03:54	1
Dichlorodifluoromethane	0.50	U Q	1.0	0.50	0.20	ug/L		03/09/21 03:54	1
Ethylbenzene	0.80	U	1.0	0.80	0.40	ug/L		03/09/21 03:54	1
Hexachlorobutadiene	4.0	U	5.0	4.0	2.0	ug/L		03/09/21 03:54	1
Isopropylbenzene	0.50	U	5.0	0.50	0.20	ug/L		03/09/21 03:54	1
Methyl tert-butyl ether	0.50	U	1.0	0.50	0.20	ug/L		03/09/21 03:54	1

Client Sample ID: GW249-211

Date Collected: 02/24/21 13:50
Date Received: 03/02/21 11:31

Lab Sample ID: 410-30853-1

Matrix: Water

Method: 8260C DOD - Volatile Organic Compounds (GC/MS) (Continued)

Analyte	Result	Qualifier	LOQ	LOD	DL	Unit	D	Analyzed	Dil Fac
Methylene Chloride	0.50	U	1.0	0.50	0.30	ug/L		03/09/21 03:54	1
Naphthalene	2.0	U	5.0	2.0	1.0	ug/L		03/09/21 03:54	1
N-Propylbenzene	0.50	U	5.0	0.50	0.20	ug/L		03/09/21 03:54	1
o-Xylene	0.80	U M	1.0	0.80	0.40	ug/L		03/09/21 03:54	1
4-Isopropyltoluene	0.50	U	5.0	0.50	0.20	ug/L		03/09/21 03:54	1
sec-Butylbenzene	0.50	U	5.0	0.50	0.20	ug/L		03/09/21 03:54	1
Styrene	0.50	U	5.0	0.50	0.20	ug/L		03/09/21 03:54	1
tert-Butylbenzene	1.0	U	5.0	1.0	0.30	ug/L		03/09/21 03:54	1
Tetrachloroethene	0.50	U	1.0	0.50	0.20	ug/L		03/09/21 03:54	1
Toluene	**19**		1.0	0.50	0.20	ug/L		03/09/21 03:54	1
trans-1,2-Dichloroethene	0.50	U	1.0	0.50	0.20	ug/L		03/09/21 03:54	1
trans-1,3-Dichloropropene	0.50	U	1.0	0.50	0.20	ug/L		03/09/21 03:54	1
Trichloroethene	0.50	U	1.0	0.50	0.20	ug/L		03/09/21 03:54	1
Trichlorofluoromethane	0.50	U	1.0	0.50	0.20	ug/L		03/09/21 03:54	1
Vinyl acetate	2.0	U	10	2.0	0.70	ug/L		03/09/21 03:54	1
Vinyl chloride	0.50	U	1.0	0.50	0.20	ug/L		03/09/21 03:54	1
Xylenes, Total	2.8	U	6.0	2.8	1.4	ug/L		03/09/21 03:54	1
n-Butylbenzene	0.50	U	5.0	0.50	0.20	ug/L		03/09/21 03:54	1
m&p-Xylene	2.0	U	5.0	2.0	1.0	ug/L		03/09/21 03:54	1
1,2-Dibromoethane (EDB)	0.50	U	1.0	0.50	0.20	ug/L		03/09/21 03:54	1

Surrogate	*%Recovery*	*Qualifier*	*Limits*	*Prepared*	*Analyzed*	*Dil Fac*
1,2-Dichloroethane-d4 (Surr)	*105*		*81 - 118*		*03/09/21 03:54*	*1*
4-Bromofluorobenzene (Surr)	*94*		*85 - 114*		*03/09/21 03:54*	*1*
Dibromofluoromethane (Surr)	*98*		*80 - 119*		*03/09/21 03:54*	*1*
Toluene-d8 (Surr)	*95*		*89 - 112*		*03/09/21 03:54*	*1*

Method: 8015D GRO - Gasoline Range Organics (GRO)

Analyte	Result	Qualifier	LOQ	LOD	DL	Unit	D	Analyzed	Dil Fac
GRO (1C)	**69**	**M**	50	40	23	ug/L		03/04/21 15:06	1

Surrogate	*%Recovery*	*Qualifier*	*Limits*	*Prepared*	*Analyzed*	*Dil Fac*
a,a,a-Trifluorotoluene (fid) (1C)	*93*		*63 - 135*		*03/04/21 15:06*	*1*

Method: 8011 - EDB, DBCP, and 1,2,3-TCP (GC)

Analyte	Result	Qualifier	LOQ	LOD	DL	Unit	D	Analyzed	Dil Fac
Ethylene Dibromide (1C)	0.019	U Q	0.029	0.019	0.0097	ug/L		03/05/21 08:13	1

Surrogate	*%Recovery*	*Qualifier*	*Limits*	*Prepared*	*Analyzed*	*Dil Fac*
1,1,2,2-Tetrachloroethane (1C)	*101*		*46 - 136*	*03/04/21 17:05*	*03/05/21 08:13*	*1*
1,1,2,2-Tetrachloroethane (2C)	*98*		*46 - 136*	*03/04/21 17:05*	*03/05/21 08:13*	*1*

Method: 8015D DRO - Diesel Range Organics (DRO) (GC)

Analyte	Result	Qualifier	LOQ	LOD	DL	Unit	D	Analyzed	Dil Fac
DRO (C10-C28) (1C)	**460**	**M**	100	91	46	ug/L		03/04/21 13:07	1
ORO (>C28-C40) (1C)	91	U M	100	91	46	ug/L		03/04/21 13:07	1

Surrogate	*%Recovery*	*Qualifier*	*Limits*	*Prepared*	*Analyzed*	*Dil Fac*
o- terphenyl (Surr) (1C)	*95*		*56 - 125*	*03/03/21 18:30*	*03/04/21 13:07*	*1*

Client Sample Results

Client: Sundance Consulting, Inc
Project/Site: KAFB Data Gap Well Installation

Job ID: 410-30853-1

Client Sample ID: GW249-211

Lab Sample ID: 410-30853-1
Matrix: Water

Date Collected: 02/24/21 13:50
Date Received: 03/02/21 11:31

Method: EPA 300.0 R2.1 - Anions, Ion Chromatography

Analyte	Result	Qualifier	LOQ	LOD	DL	Unit	D	Analyzed	Dil Fac
Bromide	2.0	U	2.5	2.0	1.3	mg/L		03/04/21 14:52	5
Sulfate	**28**	**D**	5.0	4.5	1.5	mg/L		03/04/21 14:52	5
Chloride	**10**	**J1 D**	2.0	1.5	1.0	mg/L		03/04/21 14:52	5

Method: 6010C - Metals (ICP) - Total Recoverable

Analyte	Result	Qualifier	LOQ	LOD	DL	Unit	D	Analyzed	Dil Fac
Calcium	**47000**	**J1**	200	150	96	ug/L		03/07/21 13:52	1
Magnesium	**7100**	**J1**	100	75	40	ug/L		03/07/21 13:52	1
Potassium	**2700**		500	450	200	ug/L		03/07/21 13:52	1
Sodium	**26000**	**J1**	1000	500	240	ug/L		03/07/21 13:52	1

Method: 6010C - Metals (ICP) - Dissolved

Analyte	Result	Qualifier	LOQ	LOD	DL	Unit	D	Analyzed	Dil Fac
Iron	**120**	**J**	210	100	41	ug/L		03/04/21 10:05	1
Manganese	**380**		10	5.2	3.1	ug/L		03/04/21 10:05	1

Method: 6020A - Metals (ICP/MS) - Total Recoverable

Analyte	Result	Qualifier	LOQ	LOD	DL	Unit	D	Analyzed	Dil Fac
Arsenic	1.6	U	2.0	1.6	0.68	ug/L		03/05/21 10:42	1
Lead	**0.12**	**J**	0.50	0.25	0.071	ug/L		03/05/21 10:42	1

General Chemistry

Analyte	Result	Qualifier	LOQ	LOD	DL	Unit	D	Analyzed	Dil Fac
Carbonate Alkalinity as CaCO3	6.0	U	8.0	6.0	2.6	mg/L		03/04/21 03:39	1
Bicarbonate Alkalinity as CaCO3	**160**		8.0	6.0	2.6	mg/L		03/04/21 03:39	1
Total Alkalinity as CaCO3 to pH 4.5	**160**		8.0	6.0	2.6	mg/L		03/04/21 03:39	1

Client Sample ID: GW251-211

Lab Sample ID: 410-30853-2
Matrix: Water

Date Collected: 02/23/21 13:40
Date Received: 03/02/21 11:31

Method: 8260C DOD - Volatile Organic Compounds (GC/MS)

Analyte	Result	Qualifier	LOQ	LOD	DL	Unit	D	Analyzed	Dil Fac
1,1,1,2-Tetrachloroethane	0.50	U	1.0	0.50	0.20	ug/L		03/09/21 04:16	1
1,1,1-Trichloroethane	0.50	U	1.0	0.50	0.30	ug/L		03/09/21 04:16	1
1,1,2,2-Tetrachloroethane	0.50	U	1.0	0.50	0.20	ug/L		03/09/21 04:16	1
1,1,2-Trichloroethane	0.50	U	1.0	0.50	0.20	ug/L		03/09/21 04:16	1
1,1-Dichloroethane	0.50	U	1.0	0.50	0.20	ug/L		03/09/21 04:16	1
1,1-Dichloroethene	0.50	U	1.0	0.50	0.20	ug/L		03/09/21 04:16	1
1,1-Dichloropropene	0.50	U	5.0	0.50	0.20	ug/L		03/09/21 04:16	1
1,2,3-Trichlorobenzene	1.0	U	5.0	1.0	0.40	ug/L		03/09/21 04:16	1
1,2,3-Trichloropropane	0.50	U	5.0	0.50	0.20	ug/L		03/09/21 04:16	1
1,2,4-Trichlorobenzene	1.0	U	5.0	1.0	0.30	ug/L		03/09/21 04:16	1
1,2,4-Trimethylbenzene	2.0	U	5.0	2.0	1.0	ug/L		03/09/21 04:16	1
1,2-Dibromo-3-Chloropropane	1.0	U	5.0	1.0	0.30	ug/L		03/09/21 04:16	1
1,2-Dichlorobenzene	0.50	U	5.0	0.50	0.20	ug/L		03/09/21 04:16	1
1,2-Dichloroethane	0.50	U	1.0	0.50	0.30	ug/L		03/09/21 04:16	1
1,2-Dichloropropane	0.50	U	1.0	0.50	0.20	ug/L		03/09/21 04:16	1
1,3,5-Trimethylbenzene	1.0	U	5.0	1.0	0.30	ug/L		03/09/21 04:16	1
1,3-Dichlorobenzene	0.50	U	5.0	0.50	0.20	ug/L		03/09/21 04:16	1
1,3-Dichloropropane	0.50	U	1.0	0.50	0.20	ug/L		03/09/21 04:16	1

Client Sample ID: GW251-211

Date Collected: 02/23/21 13:40
Date Received: 03/02/21 11:31

Lab Sample ID: 410-30853-2

Matrix: Water

Method: 8260C DOD - Volatile Organic Compounds (GC/MS) (Continued)

Analyte	Result	Qualifier	LOQ	LOD	DL	Unit	D	Analyzed	Dil Fac
1,4-Dichlorobenzene	0.50	U	5.0	0.50	0.20	ug/L		03/09/21 04:16	1
2,2-Dichloropropane	0.50	U	1.0	0.50	0.30	ug/L		03/09/21 04:16	1
2-Butanone	**0.31**	**J**	10	1.0	0.30	ug/L		03/09/21 04:16	1
2-Chlorotoluene	0.50	U	5.0	0.50	0.20	ug/L		03/09/21 04:16	1
2-Hexanone	1.0	U	10	1.0	0.30	ug/L		03/09/21 04:16	1
4-Chlorotoluene	0.50	U	5.0	0.50	0.20	ug/L		03/09/21 04:16	1
4-Methyl-2-pentanone	1.0	U	10	1.0	0.50	ug/L		03/09/21 04:16	1
Acetone	**5.3**	**J**	20	2.0	0.70	ug/L		03/09/21 04:16	1
Acrolein	5.0	U Q	100	5.0	3.0	ug/L		03/09/21 04:16	1
Acrylonitrile	1.0	U	20	1.0	0.30	ug/L		03/09/21 04:16	1
Benzene	0.50	U	1.0	0.50	0.20	ug/L		03/09/21 04:16	1
Bromobenzene	0.50	U	5.0	0.50	0.20	ug/L		03/09/21 04:16	1
Bromochloromethane	0.50	U	5.0	0.50	0.20	ug/L		03/09/21 04:16	1
Bromodichloromethane	0.50	U	1.0	0.50	0.20	ug/L		03/09/21 04:16	1
Bromoform	2.0	U	4.0	2.0	1.0	ug/L		03/09/21 04:16	1
Bromomethane	0.50	U	1.0	0.50	0.30	ug/L		03/09/21 04:16	1
Carbon disulfide	0.50	U	5.0	0.50	0.20	ug/L		03/09/21 04:16	1
Carbon tetrachloride	0.50	U	1.0	0.50	0.20	ug/L		03/09/21 04:16	1
Chlorobenzene	0.50	U	1.0	0.50	0.20	ug/L		03/09/21 04:16	1
Chloroethane	0.50	U	1.0	0.50	0.20	ug/L		03/09/21 04:16	1
Chloroform	0.50	U	1.0	0.50	0.20	ug/L		03/09/21 04:16	1
Chloromethane	0.50	U	1.0	0.50	0.20	ug/L		03/09/21 04:16	1
cis-1,2-Dichloroethene	0.50	U	1.0	0.50	0.20	ug/L		03/09/21 04:16	1
cis-1,3-Dichloropropene	0.50	U	1.0	0.50	0.20	ug/L		03/09/21 04:16	1
Dibromochloromethane	0.50	U	1.0	0.50	0.20	ug/L		03/09/21 04:16	1
Dibromomethane	0.50	U	1.0	0.50	0.20	ug/L		03/09/21 04:16	1
Dichlorodifluoromethane	0.50	U Q	1.0	0.50	0.20	ug/L		03/09/21 04:16	1
Ethylbenzene	0.80	U	1.0	0.80	0.40	ug/L		03/09/21 04:16	1
Hexachlorobutadiene	4.0	U	5.0	4.0	2.0	ug/L		03/09/21 04:16	1
Isopropylbenzene	0.50	U	5.0	0.50	0.20	ug/L		03/09/21 04:16	1
Methyl tert-butyl ether	0.50	U	1.0	0.50	0.20	ug/L		03/09/21 04:16	1
Methylene Chloride	0.50	U	1.0	0.50	0.30	ug/L		03/09/21 04:16	1
Naphthalene	2.0	U	5.0	2.0	1.0	ug/L		03/09/21 04:16	1
N-Propylbenzene	0.50	U	5.0	0.50	0.20	ug/L		03/09/21 04:16	1
o-Xylene	0.80	U	1.0	0.80	0.40	ug/L		03/09/21 04:16	1
4-Isopropyltoluene	0.50	U	5.0	0.50	0.20	ug/L		03/09/21 04:16	1
sec-Butylbenzene	0.50	U	5.0	0.50	0.20	ug/L		03/09/21 04:16	1
Styrene	0.50	U	5.0	0.50	0.20	ug/L		03/09/21 04:16	1
tert-Butylbenzene	1.0	U	5.0	1.0	0.30	ug/L		03/09/21 04:16	1
Tetrachloroethene	0.50	U	1.0	0.50	0.20	ug/L		03/09/21 04:16	1
Toluene	0.50	U	1.0	0.50	0.20	ug/L		03/09/21 04:16	1
trans-1,2-Dichloroethene	0.50	U	1.0	0.50	0.20	ug/L		03/09/21 04:16	1
trans-1,3-Dichloropropene	0.50	U	1.0	0.50	0.20	ug/L		03/09/21 04:16	1
Trichloroethene	0.50	U	1.0	0.50	0.20	ug/L		03/09/21 04:16	1
Trichlorofluoromethane	0.50	U	1.0	0.50	0.20	ug/L		03/09/21 04:16	1
Vinyl acetate	2.0	U	10	2.0	0.70	ug/L		03/09/21 04:16	1
Vinyl chloride	0.50	U	1.0	0.50	0.20	ug/L		03/09/21 04:16	1
Xylenes, Total	2.8	U	6.0	2.8	1.4	ug/L		03/09/21 04:16	1
n-Butylbenzene	0.50	U	5.0	0.50	0.20	ug/L		03/09/21 04:16	1

Client Sample ID: GW251-211

Lab Sample ID: 410-30853-2

Date Collected: 02/23/21 13:40
Date Received: 03/02/21 11:31

Matrix: Water

Method: 8260C DOD - Volatile Organic Compounds (GC/MS) (Continued)

Analyte	Result	Qualifier	LOQ	LOD	DL	Unit	D	Analyzed	Dil Fac
m&p-Xylene	2.0	U	5.0	2.0	1.0	ug/L		03/09/21 04:16	1
1,2-Dibromoethane (EDB)	0.50	U	1.0	0.50	0.20	ug/L		03/09/21 04:16	1

Surrogate	*%Recovery*	*Qualifier*	*Limits*	*Prepared*	*Analyzed*	*Dil Fac*
1,2-Dichloroethane-d4 (Surr)	*105*		*81 - 118*		*03/09/21 04:16*	*1*
4-Bromofluorobenzene (Surr)	*93*		*85 - 114*		*03/09/21 04:16*	*1*
Dibromofluoromethane (Surr)	*98*		*80 - 119*		*03/09/21 04:16*	*1*
Toluene-d8 (Surr)	*95*		*89 - 112*		*03/09/21 04:16*	*1*

Method: 8015D GRO - Gasoline Range Organics (GRO)

Analyte	Result	Qualifier	LOQ	LOD	DL	Unit	D	Analyzed	Dil Fac
GRO (1C)	40	U M	50	40	23	ug/L		03/04/21 15:30	1

Surrogate	*%Recovery*	*Qualifier*	*Limits*	*Prepared*	*Analyzed*	*Dil Fac*
a,a,a-Trifluorotoluene (fid) (1C)	*89*		*63 - 135*		*03/04/21 15:30*	*1*

Method: 8011 - EDB, DBCP, and 1,2,3-TCP (GC)

Analyte	Result	Qualifier	LOQ	LOD	DL	Unit	D	Analyzed	Dil Fac
Ethylene Dibromide (2C)	**0.010**	**J**	0.029	0.019	0.0097	ug/L		03/08/21 20:00	1

Surrogate	*%Recovery*	*Qualifier*	*Limits*	*Prepared*	*Analyzed*	*Dil Fac*
1,1,2,2-Tetrachloroethane (1C)	*77*	*Q*	*46 - 136*	*03/04/21 17:05*	*03/08/21 20:00*	*1*
1,1,2,2-Tetrachloroethane (2C)	*83*		*46 - 136*	*03/04/21 17:05*	*03/08/21 20:00*	*1*

Method: 8015D DRO - Diesel Range Organics (DRO) (GC)

Analyte	Result	Qualifier	LOQ	LOD	DL	Unit	D	Analyzed	Dil Fac
DRO (C10-C28) (1C)	**210**	**M**	120	110	53	ug/L		03/03/21 12:06	1
ORO (>C28-C40) (1C)	110	U M	120	110	53	ug/L		03/03/21 12:06	1

Surrogate	*%Recovery*	*Qualifier*	*Limits*	*Prepared*	*Analyzed*	*Dil Fac*
o- terphenyl (Surr) (1C)	*70*		*56 - 125*	*03/02/21 17:15*	*03/03/21 12:06*	*1*

Method: EPA 300.0 R2.1 - Anions, Ion Chromatography

Analyte	Result	Qualifier	LOQ	LOD	DL	Unit	D	Analyzed	Dil Fac
Bromide	2.0	U	2.5	2.0	1.3	mg/L		03/04/21 15:43	5
Sulfate	**29**	**D**	5.0	4.5	1.5	mg/L		03/04/21 15:43	5
Chloride	**11**	**D**	2.0	1.5	1.0	mg/L		03/04/21 15:43	5

Method: 6010C - Metals (ICP) - Total Recoverable

Analyte	Result	Qualifier	LOQ	LOD	DL	Unit	D	Analyzed	Dil Fac
Calcium	**61000**		200	150	96	ug/L		03/07/21 14:08	1
Magnesium	**9700**		100	75	40	ug/L		03/07/21 14:08	1
Potassium	**3500**		500	450	200	ug/L		03/07/21 14:08	1
Sodium	**30000**		1000	500	240	ug/L		03/07/21 14:08	1

Method: 6010C - Metals (ICP) - Dissolved

Analyte	Result	Qualifier	LOQ	LOD	DL	Unit	D	Analyzed	Dil Fac
Iron	100	U	210	100	41	ug/L		03/04/21 17:39	1
Manganese	**410**		10	5.2	3.1	ug/L		03/04/21 17:39	1

Client Sample Results

Client: Sundance Consulting, Inc
Project/Site: KAFB Data Gap Well Installation

Job ID: 410-30853-1

Client Sample ID: GW251-211

Lab Sample ID: 410-30853-2
Date Collected: 02/23/21 13:40
Matrix: Water
Date Received: 03/02/21 11:31

Method: 6020A - Metals (ICP/MS) - Total Recoverable

Analyte	Result	Qualifier	LOQ	LOD	DL	Unit	D	Analyzed	Dil Fac
Arsenic	**0.95**	**J**	2.0	1.6	0.68	ug/L		03/05/21 10:46	1
Lead	**0.086**	**J**	0.50	0.25	0.071	ug/L		03/05/21 10:46	1

General Chemistry

Analyte	Result	Qualifier	LOQ	LOD	DL	Unit	D	Analyzed	Dil Fac
Carbonate Alkalinity as CaCO3	6.0	U	8.0	6.0	2.6	mg/L		03/04/21 05:51	1
Bicarbonate Alkalinity as CaCO3	**220**		8.0	6.0	2.6	mg/L		03/04/21 05:51	1
Total Alkalinity as CaCO3 to pH 4.5	**220**	**J1**	8.0	6.0	2.6	mg/L		03/04/21 05:51	1

Client Sample ID: GW249-611

Lab Sample ID: 410-30853-3
Date Collected: 02/24/21 13:50
Matrix: Water
Date Received: 03/02/21 11:31

Method: 8260C DOD - Volatile Organic Compounds (GC/MS)

Analyte	Result	Qualifier	LOQ	LOD	DL	Unit	D	Analyzed	Dil Fac
1,1,1,2-Tetrachloroethane	0.50	U	1.0	0.50	0.20	ug/L		03/09/21 04:39	1
1,1,1-Trichloroethane	0.50	U	1.0	0.50	0.30	ug/L		03/09/21 04:39	1
1,1,2,2-Tetrachloroethane	0.50	U	1.0	0.50	0.20	ug/L		03/09/21 04:39	1
1,1,2-Trichloroethane	0.50	U	1.0	0.50	0.20	ug/L		03/09/21 04:39	1
1,1-Dichloroethane	0.50	U	1.0	0.50	0.20	ug/L		03/09/21 04:39	1
1,1-Dichloroethene	0.50	U	1.0	0.50	0.20	ug/L		03/09/21 04:39	1
1,1-Dichloropropene	0.50	U	5.0	0.50	0.20	ug/L		03/09/21 04:39	1
1,2,3-Trichlorobenzene	1.0	U	5.0	1.0	0.40	ug/L		03/09/21 04:39	1
1,2,3-Trichloropropane	0.50	U	5.0	0.50	0.20	ug/L		03/09/21 04:39	1
1,2,4-Trichlorobenzene	1.0	U	5.0	1.0	0.30	ug/L		03/09/21 04:39	1
1,2,4-Trimethylbenzene	2.0	U	5.0	2.0	1.0	ug/L		03/09/21 04:39	1
1,2-Dibromo-3-Chloropropane	1.0	U	5.0	1.0	0.30	ug/L		03/09/21 04:39	1
1,2-Dichlorobenzene	0.50	U	5.0	0.50	0.20	ug/L		03/09/21 04:39	1
1,2-Dichloroethane	0.50	U	1.0	0.50	0.30	ug/L		03/09/21 04:39	1
1,2-Dichloropropane	0.50	U	1.0	0.50	0.20	ug/L		03/09/21 04:39	1
1,3,5-Trimethylbenzene	1.0	U	5.0	1.0	0.30	ug/L		03/09/21 04:39	1
1,3-Dichlorobenzene	0.50	U	5.0	0.50	0.20	ug/L		03/09/21 04:39	1
1,3-Dichloropropane	0.50	U	1.0	0.50	0.20	ug/L		03/09/21 04:39	1
1,4-Dichlorobenzene	0.50	U	5.0	0.50	0.20	ug/L		03/09/21 04:39	1
2,2-Dichloropropane	0.50	U	1.0	0.50	0.30	ug/L		03/09/21 04:39	1
2-Butanone	1.0	U M	10	1.0	0.30	ug/L		03/09/21 04:39	1
2-Chlorotoluene	0.50	U	5.0	0.50	0.20	ug/L		03/09/21 04:39	1
2-Hexanone	1.0	U M	10	1.0	0.30	ug/L		03/09/21 04:39	1
4-Chlorotoluene	0.50	U	5.0	0.50	0.20	ug/L		03/09/21 04:39	1
4-Methyl-2-pentanone	1.0	U	10	1.0	0.50	ug/L		03/09/21 04:39	1
Acetone	**2.9**	**J**	20	2.0	0.70	ug/L		03/09/21 04:39	1
Acrolein	5.0	U Q	100	5.0	3.0	ug/L		03/09/21 04:39	1
Acrylonitrile	1.0	U	20	1.0	0.30	ug/L		03/09/21 04:39	1
Benzene	0.50	U	1.0	0.50	0.20	ug/L		03/09/21 04:39	1
Bromobenzene	0.50	U	5.0	0.50	0.20	ug/L		03/09/21 04:39	1
Bromochloromethane	0.50	U	5.0	0.50	0.20	ug/L		03/09/21 04:39	1
Bromodichloromethane	0.50	U	1.0	0.50	0.20	ug/L		03/09/21 04:39	1
Bromoform	2.0	U	4.0	2.0	1.0	ug/L		03/09/21 04:39	1
Bromomethane	0.50	U	1.0	0.50	0.30	ug/L		03/09/21 04:39	1
Carbon disulfide	0.50	U	5.0	0.50	0.20	ug/L		03/09/21 04:39	1

Client Sample ID: GW249-611

Date Collected: 02/24/21 13:50
Date Received: 03/02/21 11:31

Lab Sample ID: 410-30853-3

Matrix: Water

Method: 8260C DOD - Volatile Organic Compounds (GC/MS) (Continued)

Analyte	Result	Qualifier	LOQ	LOD	DL	Unit	D	Analyzed	Dil Fac
Carbon tetrachloride	0.50	U	1.0	0.50	0.20	ug/L		03/09/21 04:39	1
Chlorobenzene	0.50	U	1.0	0.50	0.20	ug/L		03/09/21 04:39	1
Chloroethane	0.50	U	1.0	0.50	0.20	ug/L		03/09/21 04:39	1
Chloroform	0.50	U	1.0	0.50	0.20	ug/L		03/09/21 04:39	1
Chloromethane	0.50	U	1.0	0.50	0.20	ug/L		03/09/21 04:39	1
cis-1,2-Dichloroethene	0.50	U	1.0	0.50	0.20	ug/L		03/09/21 04:39	1
cis-1,3-Dichloropropene	0.50	U	1.0	0.50	0.20	ug/L		03/09/21 04:39	1
Dibromochloromethane	0.50	U	1.0	0.50	0.20	ug/L		03/09/21 04:39	1
Dibromomethane	0.50	U	1.0	0.50	0.20	ug/L		03/09/21 04:39	1
Dichlorodifluoromethane	0.50	U Q	1.0	0.50	0.20	ug/L		03/09/21 04:39	1
Ethylbenzene	0.80	U	1.0	0.80	0.40	ug/L		03/09/21 04:39	1
Hexachlorobutadiene	4.0	U	5.0	4.0	2.0	ug/L		03/09/21 04:39	1
Isopropylbenzene	0.50	U	5.0	0.50	0.20	ug/L		03/09/21 04:39	1
Methyl tert-butyl ether	0.50	U	1.0	0.50	0.20	ug/L		03/09/21 04:39	1
Methylene Chloride	0.50	U	1.0	0.50	0.30	ug/L		03/09/21 04:39	1
Naphthalene	2.0	U	5.0	2.0	1.0	ug/L		03/09/21 04:39	1
N-Propylbenzene	0.50	U	5.0	0.50	0.20	ug/L		03/09/21 04:39	1
o-Xylene	0.80	U M	1.0	0.80	0.40	ug/L		03/09/21 04:39	1
4-Isopropyltoluene	0.50	U	5.0	0.50	0.20	ug/L		03/09/21 04:39	1
sec-Butylbenzene	0.50	U	5.0	0.50	0.20	ug/L		03/09/21 04:39	1
Styrene	0.50	U	5.0	0.50	0.20	ug/L		03/09/21 04:39	1
tert-Butylbenzene	1.0	U	5.0	1.0	0.30	ug/L		03/09/21 04:39	1
Tetrachloroethene	0.50	U	1.0	0.50	0.20	ug/L		03/09/21 04:39	1
Toluene	**18**		1.0	0.50	0.20	ug/L		03/09/21 04:39	1
trans-1,2-Dichloroethene	0.50	U	1.0	0.50	0.20	ug/L		03/09/21 04:39	1
trans-1,3-Dichloropropene	0.50	U	1.0	0.50	0.20	ug/L		03/09/21 04:39	1
Trichloroethene	0.50	U	1.0	0.50	0.20	ug/L		03/09/21 04:39	1
Trichlorofluoromethane	0.50	U	1.0	0.50	0.20	ug/L		03/09/21 04:39	1
Vinyl acetate	2.0	U	10	2.0	0.70	ug/L		03/09/21 04:39	1
Vinyl chloride	0.50	U	1.0	0.50	0.20	ug/L		03/09/21 04:39	1
Xylenes, Total	2.8	U	6.0	2.8	1.4	ug/L		03/09/21 04:39	1
n-Butylbenzene	0.50	U	5.0	0.50	0.20	ug/L		03/09/21 04:39	1
m&p-Xylene	2.0	U	5.0	2.0	1.0	ug/L		03/09/21 04:39	1
1,2-Dibromoethane (EDB)	0.50	U	1.0	0.50	0.20	ug/L		03/09/21 04:39	1

Surrogate	*%Recovery*	*Qualifier*	*Limits*	*Prepared*	*Analyzed*	*Dil Fac*
1,2-Dichloroethane-d4 (Surr)	*102*		*81 - 118*		*03/09/21 04:39*	*1*
4-Bromofluorobenzene (Surr)	*93*		*85 - 114*		*03/09/21 04:39*	*1*
Dibromofluoromethane (Surr)	*98*		*80 - 119*		*03/09/21 04:39*	*1*
Toluene-d8 (Surr)	*96*		*89 - 112*		*03/09/21 04:39*	*1*

Method: 8015D GRO - Gasoline Range Organics (GRO)

Analyte	Result	Qualifier	LOQ	LOD	DL	Unit	D	Analyzed	Dil Fac
GRO (1C)	**79**	**M**	50	40	23	ug/L		03/04/21 15:53	1

Surrogate	*%Recovery*	*Qualifier*	*Limits*	*Prepared*	*Analyzed*	*Dil Fac*
a,a,a-Trifluorotoluene (fid) (1C)	*93*		*63 - 135*		*03/04/21 15:53*	*1*

Client Sample Results

Client: Sundance Consulting, Inc
Project/Site: KAFB Data Gap Well Installation

Job ID: 410-30853-1

Client Sample ID: GW249-611

Lab Sample ID: 410-30853-3
Date Collected: 02/24/21 13:50
Matrix: Water
Date Received: 03/02/21 11:31

Method: 8011 - EDB, DBCP, and 1,2,3-TCP (GC)

Analyte	Result	Qualifier	LOQ	LOD	DL	Unit	D	Analyzed	Dil Fac
Ethylene Dibromide (1C)	0.019	U Q	0.029	0.019	0.0097	ug/L		03/05/21 08:46	1

Surrogate	*%Recovery*	*Qualifier*	*Limits*	*Prepared*	*Analyzed*	*Dil Fac*
1,1,2,2-Tetrachloroethane (1C)	*102*		*46 - 136*	*03/04/21 17:05*	*03/05/21 08:46*	*1*
1,1,2,2-Tetrachloroethane (2C)	*102*		*46 - 136*	*03/04/21 17:05*	*03/05/21 08:46*	*1*

Method: 8015D DRO - Diesel Range Organics (DRO) (GC)

Analyte	Result	Qualifier	LOQ	LOD	DL	Unit	D	Analyzed	Dil Fac
DRO (C10-C28) (1C)	**480**	**M**	100	92	46	ug/L		03/04/21 13:30	1
ORO (>C28-C40) (1C)	92	U M	100	92	46	ug/L		03/04/21 13:30	1

Surrogate	*%Recovery*	*Qualifier*	*Limits*	*Prepared*	*Analyzed*	*Dil Fac*
o- terphenyl (Surr) (1C)	*93*		*56 - 125*	*03/03/21 18:30*	*03/04/21 13:30*	*1*

Method: EPA 300.0 R2.1 - Anions, Ion Chromatography

Analyte	Result	Qualifier	LOQ	LOD	DL	Unit	D	Analyzed	Dil Fac
Bromide	2.0	U	2.5	2.0	1.3	mg/L		03/04/21 16:17	5
Sulfate	**27**	**D**	5.0	4.5	1.5	mg/L		03/04/21 16:17	5
Chloride	**9.8**	**D**	2.0	1.5	1.0	mg/L		03/04/21 16:17	5

Method: 6010C - Metals (ICP) - Total Recoverable

Analyte	Result	Qualifier	LOQ	LOD	DL	Unit	D	Analyzed	Dil Fac
Calcium	**47000**		200	150	96	ug/L		03/07/21 14:01	1
Magnesium	**7100**		100	75	40	ug/L		03/07/21 14:01	1
Potassium	**2800**		500	450	200	ug/L		03/07/21 14:01	1
Sodium	**26000**		1000	500	240	ug/L		03/07/21 14:01	1

Method: 6010C - Metals (ICP) - Dissolved

Analyte	Result	Qualifier	LOQ	LOD	DL	Unit	D	Analyzed	Dil Fac
Iron	**110**	**J**	210	100	41	ug/L		03/04/21 10:21	1
Manganese	**390**		10	5.2	3.1	ug/L		03/04/21 10:21	1

Method: 6020A - Metals (ICP/MS) - Total Recoverable

Analyte	Result	Qualifier	LOQ	LOD	DL	Unit	D	Analyzed	Dil Fac
Arsenic	1.6	U	2.0	1.6	0.68	ug/L		03/05/21 10:44	1
Lead	**0.099**	**J**	0.50	0.25	0.071	ug/L		03/05/21 10:44	1

General Chemistry

Analyte	Result	Qualifier	LOQ	LOD	DL	Unit	D	Analyzed	Dil Fac
Carbonate Alkalinity as CaCO3	6.0	U	8.0	6.0	2.6	mg/L		03/04/21 06:12	1
Bicarbonate Alkalinity as CaCO3	**160**		8.0	6.0	2.6	mg/L		03/04/21 06:12	1
Total Alkalinity as CaCO3 to pH 4.5	**160**		8.0	6.0	2.6	mg/L		03/04/21 06:12	1

Client Sample ID: GW-TB-201

Lab Sample ID: 410-30853-4
Date Collected: 02/23/21 08:00
Matrix: Water
Date Received: 03/02/21 11:31

Method: 8260C DOD - Volatile Organic Compounds (GC/MS)

Analyte	Result	Qualifier	LOQ	LOD	DL	Unit	D	Analyzed	Dil Fac
1,1,1,2-Tetrachloroethane	0.50	U	1.0	0.50	0.20	ug/L		03/08/21 23:51	1
1,1,1-Trichloroethane	0.50	U	1.0	0.50	0.30	ug/L		03/08/21 23:51	1
1,1,2,2-Tetrachloroethane	0.50	U	1.0	0.50	0.20	ug/L		03/08/21 23:51	1

Client Sample ID: GW-TB-201

Date Collected: 02/23/21 08:00
Date Received: 03/02/21 11:31

Lab Sample ID: 410-30853-4

Matrix: Water

Method: 8260C DOD - Volatile Organic Compounds (GC/MS) (Continued)

Analyte	Result	Qualifier	LOQ	LOD	DL	Unit	D	Analyzed	Dil Fac
1,1,2-Trichloroethane	0.50	U	1.0	0.50	0.20	ug/L		03/08/21 23:51	1
1,1-Dichloroethane	0.50	U	1.0	0.50	0.20	ug/L		03/08/21 23:51	1
1,1-Dichloroethene	0.50	U	1.0	0.50	0.20	ug/L		03/08/21 23:51	1
1,1-Dichloropropene	0.50	U	5.0	0.50	0.20	ug/L		03/08/21 23:51	1
1,2,3-Trichlorobenzene	1.0	U	5.0	1.0	0.40	ug/L		03/08/21 23:51	1
1,2,3-Trichloropropane	0.50	U	5.0	0.50	0.20	ug/L		03/08/21 23:51	1
1,2,4-Trichlorobenzene	1.0	U	5.0	1.0	0.30	ug/L		03/08/21 23:51	1
1,2,4-Trimethylbenzene	2.0	U	5.0	2.0	1.0	ug/L		03/08/21 23:51	1
1,2-Dibromo-3-Chloropropane	1.0	U	5.0	1.0	0.30	ug/L		03/08/21 23:51	1
1,2-Dichlorobenzene	0.50	U	5.0	0.50	0.20	ug/L		03/08/21 23:51	1
1,2-Dichloroethane	0.50	U	1.0	0.50	0.30	ug/L		03/08/21 23:51	1
1,2-Dichloropropane	0.50	U	1.0	0.50	0.20	ug/L		03/08/21 23:51	1
1,3,5-Trimethylbenzene	1.0	U	5.0	1.0	0.30	ug/L		03/08/21 23:51	1
1,3-Dichlorobenzene	0.50	U	5.0	0.50	0.20	ug/L		03/08/21 23:51	1
1,3-Dichloropropane	0.50	U	1.0	0.50	0.20	ug/L		03/08/21 23:51	1
1,4-Dichlorobenzene	0.50	U	5.0	0.50	0.20	ug/L		03/08/21 23:51	1
2,2-Dichloropropane	0.50	U	1.0	0.50	0.30	ug/L		03/08/21 23:51	1
2-Butanone	1.0	U	10	1.0	0.30	ug/L		03/08/21 23:51	1
2-Chlorotoluene	0.50	U	5.0	0.50	0.20	ug/L		03/08/21 23:51	1
2-Hexanone	1.0	U	10	1.0	0.30	ug/L		03/08/21 23:51	1
4-Chlorotoluene	0.50	U	5.0	0.50	0.20	ug/L		03/08/21 23:51	1
4-Methyl-2-pentanone	1.0	U	10	1.0	0.50	ug/L		03/08/21 23:51	1
Acetone	2.0	U	20	2.0	0.70	ug/L		03/08/21 23:51	1
Acrolein	5.0	U Q	100	5.0	3.0	ug/L		03/08/21 23:51	1
Acrylonitrile	1.0	U	20	1.0	0.30	ug/L		03/08/21 23:51	1
Benzene	0.50	U	1.0	0.50	0.20	ug/L		03/08/21 23:51	1
Bromobenzene	0.50	U	5.0	0.50	0.20	ug/L		03/08/21 23:51	1
Bromochloromethane	0.50	U	5.0	0.50	0.20	ug/L		03/08/21 23:51	1
Bromodichloromethane	0.50	U	1.0	0.50	0.20	ug/L		03/08/21 23:51	1
Bromoform	2.0	U	4.0	2.0	1.0	ug/L		03/08/21 23:51	1
Bromomethane	0.50	U	1.0	0.50	0.30	ug/L		03/08/21 23:51	1
Carbon disulfide	0.50	U	5.0	0.50	0.20	ug/L		03/08/21 23:51	1
Carbon tetrachloride	0.50	U	1.0	0.50	0.20	ug/L		03/08/21 23:51	1
Chlorobenzene	0.50	U	1.0	0.50	0.20	ug/L		03/08/21 23:51	1
Chloroethane	0.50	U	1.0	0.50	0.20	ug/L		03/08/21 23:51	1
Chloroform	0.50	U	1.0	0.50	0.20	ug/L		03/08/21 23:51	1
Chloromethane	0.50	U	1.0	0.50	0.20	ug/L		03/08/21 23:51	1
cis-1,2-Dichloroethene	0.50	U	1.0	0.50	0.20	ug/L		03/08/21 23:51	1
cis-1,3-Dichloropropene	0.50	U	1.0	0.50	0.20	ug/L		03/08/21 23:51	1
Dibromochloromethane	0.50	U	1.0	0.50	0.20	ug/L		03/08/21 23:51	1
Dibromomethane	0.50	U	1.0	0.50	0.20	ug/L		03/08/21 23:51	1
Dichlorodifluoromethane	0.50	U Q	1.0	0.50	0.20	ug/L		03/08/21 23:51	1
Ethylbenzene	0.80	U	1.0	0.80	0.40	ug/L		03/08/21 23:51	1
Hexachlorobutadiene	4.0	U	5.0	4.0	2.0	ug/L		03/08/21 23:51	1
Isopropylbenzene	0.50	U	5.0	0.50	0.20	ug/L		03/08/21 23:51	1
Methyl tert-butyl ether	0.50	U	1.0	0.50	0.20	ug/L		03/08/21 23:51	1
Methylene Chloride	0.50	U	1.0	0.50	0.30	ug/L		03/08/21 23:51	1
Naphthalene	2.0	U	5.0	2.0	1.0	ug/L		03/08/21 23:51	1
N-Propylbenzene	0.50	U	5.0	0.50	0.20	ug/L		03/08/21 23:51	1

Client Sample ID: GW-TB-201

Date Collected: 02/23/21 08:00
Date Received: 03/02/21 11:31

Lab Sample ID: 410-30853-4

Matrix: Water

Method: 8260C DOD - Volatile Organic Compounds (GC/MS) (Continued)

Analyte	Result	Qualifier	LOQ	LOD	DL	Unit	D	Analyzed	Dil Fac
o-Xylene	0.80	U	1.0	0.80	0.40	ug/L		03/08/21 23:51	1
4-Isopropyltoluene	0.50	U	5.0	0.50	0.20	ug/L		03/08/21 23:51	1
sec-Butylbenzene	0.50	U	5.0	0.50	0.20	ug/L		03/08/21 23:51	1
Styrene	0.50	U	5.0	0.50	0.20	ug/L		03/08/21 23:51	1
tert-Butylbenzene	1.0	U	5.0	1.0	0.30	ug/L		03/08/21 23:51	1
Tetrachloroethene	0.50	U	1.0	0.50	0.20	ug/L		03/08/21 23:51	1
Toluene	0.50	U	1.0	0.50	0.20	ug/L		03/08/21 23:51	1
trans-1,2-Dichloroethene	0.50	U	1.0	0.50	0.20	ug/L		03/08/21 23:51	1
trans-1,3-Dichloropropene	0.50	U	1.0	0.50	0.20	ug/L		03/08/21 23:51	1
Trichloroethene	0.50	U	1.0	0.50	0.20	ug/L		03/08/21 23:51	1
Trichlorofluoromethane	0.50	U	1.0	0.50	0.20	ug/L		03/08/21 23:51	1
Vinyl acetate	2.0	U	10	2.0	0.70	ug/L		03/08/21 23:51	1
Vinyl chloride	0.50	U	1.0	0.50	0.20	ug/L		03/08/21 23:51	1
Xylenes, Total	2.8	U	6.0	2.8	1.4	ug/L		03/08/21 23:51	1
n-Butylbenzene	0.50	U	5.0	0.50	0.20	ug/L		03/08/21 23:51	1
m&p-Xylene	2.0	U	5.0	2.0	1.0	ug/L		03/08/21 23:51	1
1,2-Dibromoethane (EDB)	0.50	U	1.0	0.50	0.20	ug/L		03/08/21 23:51	1

Surrogate	*%Recovery*	*Qualifier*	*Limits*	*Prepared*	*Analyzed*	*Dil Fac*
1,2-Dichloroethane-d4 (Surr)	*103*		*81 - 118*		*03/08/21 23:51*	*1*
4-Bromofluorobenzene (Surr)	*94*		*85 - 114*		*03/08/21 23:51*	*1*
Dibromofluoromethane (Surr)	*98*		*80 - 119*		*03/08/21 23:51*	*1*
Toluene-d8 (Surr)	*95*		*89 - 112*		*03/08/21 23:51*	*1*

Method: 8015D GRO - Gasoline Range Organics (GRO)

Analyte	Result	Qualifier	LOQ	LOD	DL	Unit	D	Analyzed	Dil Fac
GRO (1C)	40	U M	50	40	23	ug/L		03/04/21 14:42	1

Surrogate	*%Recovery*	*Qualifier*	*Limits*	*Prepared*	*Analyzed*	*Dil Fac*
a,a,a-Trifluorotoluene (fid) (1C)	*90*		*63 - 135*		*03/04/21 14:42*	*1*

Method: 8011 - EDB, DBCP, and 1,2,3-TCP (GC)

Analyte	Result	Qualifier	LOQ	LOD	DL	Unit	D	Analyzed	Dil Fac
Ethylene Dibromide (1C)	0.019	U Q	0.029	0.019	0.0095	ug/L		03/05/21 09:03	1

Surrogate	*%Recovery*	*Qualifier*	*Limits*	*Prepared*	*Analyzed*	*Dil Fac*
1,1,2,2-Tetrachloroethane (1C)	*98*		*46 - 136*	*03/04/21 17:05*	*03/05/21 09:03*	*1*
1,1,2,2-Tetrachloroethane (2C)	*99*		*46 - 136*	*03/04/21 17:05*	*03/05/21 09:03*	*1*

Surrogate Summary

Client: Sundance Consulting, Inc
Project/Site: KAFB Data Gap Well Installation

Job ID: 410-30853-1

Method: 8260C DOD - Volatile Organic Compounds (GC/MS)

Matrix: Water **Prep Type: Total/NA**

		Percent Surrogate Recovery (Acceptance Limits)			
		DCA	BFB	DBFM	TOL
Lab Sample ID	Client Sample ID	(81-118)	(85-114)	(80-119)	(89-112)
410-30853-1	GW249-211	105	94	98	95
410-30853-2	GW251-211	105	93	98	95
410-30853-3	GW249-611	102	93	98	96
410-30853-4	GW-TB-201	103	94	98	95
LCS 410-100810/5	Lab Control Sample	102	97	96	97
LCS 410-100810/6	Lab Control Sample	102	97	96	96
MB 410-100810/8	Method Blank	103	92	99	95

Surrogate Legend

DCA = 1,2-Dichloroethane-d4 (Surr)
BFB = 4-Bromofluorobenzene (Surr)
DBFM = Dibromofluoromethane (Surr)
TOL = Toluene-d8 (Surr)

Method: 8015D GRO - Gasoline Range Organics (GRO)

Matrix: Water **Prep Type: Total/NA**

		Percent Surrogate Recovery (Acceptance Limits)
		TFT-F1
Lab Sample ID	Client Sample ID	(63-135)
410-30853-1	GW249-211	93
410-30853-2	GW251-211	89
410-30853-3	GW249-611	93
410-30853-4	GW-TB-201	90
LCS 410-99623/6	Lab Control Sample	94
LCSD 410-99623/7	Lab Control Sample Dup	94
MB 410-99623/5	Method Blank	94

Surrogate Legend

TFT-F = a,a,a-Trifluorotoluene (fid)

Method: 8011 - EDB, DBCP, and 1,2,3-TCP (GC)

Matrix: Water **Prep Type: Total/NA**

		Percent Surrogate Recovery (Acceptance Limits)	
		1122TCA1	1122TCA2
Lab Sample ID	Client Sample ID	(46-136)	(46-136)
410-30853-1	GW249-211	101	98
410-30853-2	GW251-211	77 Q	83
410-30853-3	GW249-611	102	102
410-30853-4	GW-TB-201	98	99
LCS 410-99766/2-A	Lab Control Sample	87	86
LCSD 410-99766/3-A	Lab Control Sample Dup	85	86
MB 410-99766/1-A	Method Blank	112	107

Surrogate Legend

1122TCA = 1,1,2,2-Tetrachloroethane

Surrogate Summary

Client: Sundance Consulting, Inc
Project/Site: KAFB Data Gap Well Installation

Job ID: 410-30853-1

Method: 8015D DRO - Diesel Range Organics (DRO) (GC)

Matrix: Water

Prep Type: Total/NA

		Percent Surrogate Recovery (Acceptance Limits)							
Lab Sample ID	**Client Sample ID**	**OTP1 (56-125)**							
410-30853-1	GW249-211	95							
410-30853-2	GW251-211	70							
410-30853-3	GW249-611	93							
LCS 410-98824/2-A	Lab Control Sample	69							
LCS 410-99312/2-A	Lab Control Sample	60							
LCSD 410-98824/3-A	Lab Control Sample Dup	63							
LCSD 410-99312/3-A	Lab Control Sample Dup	57							
MB 410-98824/1-A	Method Blank	63							
MB 410-99312/1-A	Method Blank	60 M							

Surrogate Legend

OTP = o- terphenyl (Surr)

Method: 8260C DOD - Volatile Organic Compounds (GC/MS)

Lab Sample ID: MB 410-100810/8
Matrix: Water
Analysis Batch: 100810

Client Sample ID: Method Blank
Prep Type: Total/NA

Analyte	MB Result	MB Qualifier	LOQ	LOD	DL	Unit	D	Analyzed	Dil Fac
1,1,1,2-Tetrachloroethane	0.50	U	1.0	0.50	0.20	ug/L		03/08/21 22:45	1
1,1,1-Trichloroethane	0.50	U	1.0	0.50	0.30	ug/L		03/08/21 22:45	1
1,1,2,2-Tetrachloroethane	0.50	U	1.0	0.50	0.20	ug/L		03/08/21 22:45	1
1,1,2-Trichloroethane	0.50	U	1.0	0.50	0.20	ug/L		03/08/21 22:45	1
1,1-Dichloroethane	0.50	U	1.0	0.50	0.20	ug/L		03/08/21 22:45	1
1,1-Dichloroethene	0.50	U	1.0	0.50	0.20	ug/L		03/08/21 22:45	1
1,1-Dichloropropene	0.50	U	5.0	0.50	0.20	ug/L		03/08/21 22:45	1
1,2,3-Trichlorobenzene	1.0	U	5.0	1.0	0.40	ug/L		03/08/21 22:45	1
1,2,3-Trichloropropane	0.50	U	5.0	0.50	0.20	ug/L		03/08/21 22:45	1
1,2,4-Trichlorobenzene	1.0	U	5.0	1.0	0.30	ug/L		03/08/21 22:45	1
1,2,4-Trimethylbenzene	2.0	U	5.0	2.0	1.0	ug/L		03/08/21 22:45	1
1,2-Dibromo-3-Chloropropane	1.0	U	5.0	1.0	0.30	ug/L		03/08/21 22:45	1
1,2-Dichlorobenzene	0.50	U	5.0	0.50	0.20	ug/L		03/08/21 22:45	1
1,2-Dichloroethane	0.50	U	1.0	0.50	0.30	ug/L		03/08/21 22:45	1
1,2-Dichloropropane	0.50	U	1.0	0.50	0.20	ug/L		03/08/21 22:45	1
1,3,5-Trimethylbenzene	1.0	U	5.0	1.0	0.30	ug/L		03/08/21 22:45	1
1,3-Dichlorobenzene	0.50	U	5.0	0.50	0.20	ug/L		03/08/21 22:45	1
1,3-Dichloropropane	0.50	U	1.0	0.50	0.20	ug/L		03/08/21 22:45	1
1,4-Dichlorobenzene	0.50	U	5.0	0.50	0.20	ug/L		03/08/21 22:45	1
2,2-Dichloropropane	0.50	U	1.0	0.50	0.30	ug/L		03/08/21 22:45	1
2-Butanone	1.0	U	10	1.0	0.30	ug/L		03/08/21 22:45	1
2-Chlorotoluene	0.50	U	5.0	0.50	0.20	ug/L		03/08/21 22:45	1
2-Hexanone	1.0	U	10	1.0	0.30	ug/L		03/08/21 22:45	1
4-Chlorotoluene	0.50	U	5.0	0.50	0.20	ug/L		03/08/21 22:45	1
4-Methyl-2-pentanone	1.0	U	10	1.0	0.50	ug/L		03/08/21 22:45	1
Acetone	2.0	U	20	2.0	0.70	ug/L		03/08/21 22:45	1
Acrolein	5.0	U	100	5.0	3.0	ug/L		03/08/21 22:45	1
Acrylonitrile	1.0	U	20	1.0	0.30	ug/L		03/08/21 22:45	1
Benzene	0.50	U	1.0	0.50	0.20	ug/L		03/08/21 22:45	1
Bromobenzene	0.50	U	5.0	0.50	0.20	ug/L		03/08/21 22:45	1
Bromochloromethane	0.50	U	5.0	0.50	0.20	ug/L		03/08/21 22:45	1
Bromodichloromethane	0.50	U	1.0	0.50	0.20	ug/L		03/08/21 22:45	1
Bromoform	2.0	U	4.0	2.0	1.0	ug/L		03/08/21 22:45	1
Bromomethane	0.50	U	1.0	0.50	0.30	ug/L		03/08/21 22:45	1
Carbon disulfide	0.50	U	5.0	0.50	0.20	ug/L		03/08/21 22:45	1
Carbon tetrachloride	0.50	U	1.0	0.50	0.20	ug/L		03/08/21 22:45	1
Chlorobenzene	0.50	U	1.0	0.50	0.20	ug/L		03/08/21 22:45	1
Chloroethane	0.50	U	1.0	0.50	0.20	ug/L		03/08/21 22:45	1
Chloroform	0.50	U	1.0	0.50	0.20	ug/L		03/08/21 22:45	1
Chloromethane	0.50	U	1.0	0.50	0.20	ug/L		03/08/21 22:45	1
cis-1,2-Dichloroethene	0.50	U	1.0	0.50	0.20	ug/L		03/08/21 22:45	1
cis-1,3-Dichloropropene	0.50	U	1.0	0.50	0.20	ug/L		03/08/21 22:45	1
Dibromochloromethane	0.50	U	1.0	0.50	0.20	ug/L		03/08/21 22:45	1
Dibromomethane	0.50	U	1.0	0.50	0.20	ug/L		03/08/21 22:45	1
Dichlorodifluoromethane	0.50	U	1.0	0.50	0.20	ug/L		03/08/21 22:45	1
Ethylbenzene	0.80	U	1.0	0.80	0.40	ug/L		03/08/21 22:45	1
Hexachlorobutadiene	4.0	U	5.0	4.0	2.0	ug/L		03/08/21 22:45	1
Isopropylbenzene	0.50	U	5.0	0.50	0.20	ug/L		03/08/21 22:45	1

Method: 8260C DOD - Volatile Organic Compounds (GC/MS) (Continued)

Lab Sample ID: MB 410-100810/8
Matrix: Water
Analysis Batch: 100810

Client Sample ID: Method Blank
Prep Type: Total/NA

Analyte	MB Result	MB Qualifier	LOQ	LOD	DL	Unit	D	Analyzed	Dil Fac
Methyl tert-butyl ether	0.50	U	1.0	0.50	0.20	ug/L		03/08/21 22:45	1
Methylene Chloride	0.50	U	1.0	0.50	0.30	ug/L		03/08/21 22:45	1
Naphthalene	2.0	U	5.0	2.0	1.0	ug/L		03/08/21 22:45	1
N-Propylbenzene	0.50	U	5.0	0.50	0.20	ug/L		03/08/21 22:45	1
o-Xylene	0.80	U	1.0	0.80	0.40	ug/L		03/08/21 22:45	1
4-Isopropyltoluene	0.50	U	5.0	0.50	0.20	ug/L		03/08/21 22:45	1
sec-Butylbenzene	0.50	U	5.0	0.50	0.20	ug/L		03/08/21 22:45	1
Styrene	0.50	U	5.0	0.50	0.20	ug/L		03/08/21 22:45	1
tert-Butylbenzene	1.0	U	5.0	1.0	0.30	ug/L		03/08/21 22:45	1
Tetrachloroethene	0.50	U	1.0	0.50	0.20	ug/L		03/08/21 22:45	1
Toluene	0.50	U	1.0	0.50	0.20	ug/L		03/08/21 22:45	1
trans-1,2-Dichloroethene	0.50	U	1.0	0.50	0.20	ug/L		03/08/21 22:45	1
trans-1,3-Dichloropropene	0.50	U	1.0	0.50	0.20	ug/L		03/08/21 22:45	1
Trichloroethene	0.50	U	1.0	0.50	0.20	ug/L		03/08/21 22:45	1
Trichlorofluoromethane	0.50	U	1.0	0.50	0.20	ug/L		03/08/21 22:45	1
Vinyl acetate	2.0	U	10	2.0	0.70	ug/L		03/08/21 22:45	1
Vinyl chloride	0.50	U	1.0	0.50	0.20	ug/L		03/08/21 22:45	1
Xylenes, Total	2.8	U	6.0	2.8	1.4	ug/L		03/08/21 22:45	1
n-Butylbenzene	0.50	U	5.0	0.50	0.20	ug/L		03/08/21 22:45	1
m&p-Xylene	2.0	U	5.0	2.0	1.0	ug/L		03/08/21 22:45	1
1,2-Dibromoethane (EDB)	0.50	U	1.0	0.50	0.20	ug/L		03/08/21 22:45	1

Surrogate	*MB %Recovery*	*MB Qualifier*	*Limits*	*Prepared*	*Analyzed*	*Dil Fac*
1,2-Dichloroethane-d4 (Surr)	*103*		*81 - 118*		*03/08/21 22:45*	*1*
4-Bromofluorobenzene (Surr)	*92*		*85 - 114*		*03/08/21 22:45*	*1*
Dibromofluoromethane (Surr)	*99*		*80 - 119*		*03/08/21 22:45*	*1*
Toluene-d8 (Surr)	*95*		*89 - 112*		*03/08/21 22:45*	*1*

Lab Sample ID: LCS 410-100810/5
Matrix: Water
Analysis Batch: 100810

Client Sample ID: Lab Control Sample
Prep Type: Total/NA

Analyte	Spike Added	LCS Result	LCS Qualifier	Unit	D	%Rec	%Rec. Limits
1,1,1,2-Tetrachloroethane	20.0	18.9		ug/L		95	78 - 124
1,1,1-Trichloroethane	20.0	18.9		ug/L		94	74 - 131
1,1,2,2-Tetrachloroethane	20.0	20.9		ug/L		104	71 - 121
1,1,2-Trichloroethane	20.0	20.6		ug/L		103	80 - 119
1,1-Dichloroethane	20.0	19.5		ug/L		97	77 - 125
1,1-Dichloroethene	20.0	21.7		ug/L		109	71 - 131
1,1-Dichloropropene	20.0	19.2		ug/L		96	79 - 125
1,2,3-Trichlorobenzene	20.0	19.3		ug/L		96	69 - 129
1,2,3-Trichloropropane	20.0	20.1		ug/L		101	73 - 122
1,2,4-Trichlorobenzene	20.0	18.9		ug/L		95	69 - 130
1,2,4-Trimethylbenzene	20.0	19.9		ug/L		99	76 - 124
1,2-Dibromo-3-Chloropropane	20.0	16.8		ug/L		84	62 - 128
1,2-Dichlorobenzene	20.0	20.1		ug/L		100	80 - 119
1,2-Dichloroethane	20.0	17.8		ug/L		89	73 - 128
1,2-Dichloropropane	20.0	19.4		ug/L		97	78 - 122

Method: 8260C DOD - Volatile Organic Compounds (GC/MS) (Continued)

Lab Sample ID: LCS 410-100810/5
Matrix: Water
Analysis Batch: 100810

Client Sample ID: Lab Control Sample
Prep Type: Total/NA

Analyte	Spike Added	LCS Result	LCS Qualifier	Unit	D	%Rec	%Rec. Limits
1,3,5-Trimethylbenzene	20.0	19.5		ug/L		97	75 - 124
1,3-Dichlorobenzene	20.0	20.2		ug/L		101	80 - 119
1,3-Dichloropropane	20.0	19.2		ug/L		96	80 - 119
1,4-Dichlorobenzene	20.0	20.3		ug/L		102	79 - 118
2,2-Dichloropropane	20.0	17.7		ug/L		88	60 - 139
2-Butanone	150	132		ug/L		88	56 - 143
2-Chlorotoluene	20.0	19.9		ug/L		99	79 - 122
2-Hexanone	100	90.7		ug/L		91	57 - 139
4-Chlorotoluene	20.0	20.5		ug/L		103	78 - 122
4-Methyl-2-pentanone	100	88.7		ug/L		89	67 - 130
Acetone	150	163		ug/L		109	39 - 160
Acrolein	150	164		ug/L		109	39 - 155
Acrylonitrile	100	94.6		ug/L		95	63 - 135
Benzene	20.0	21.0		ug/L		105	42 - 138
Bromobenzene	20.0	20.2		ug/L		101	80 - 120
Bromochloromethane	20.0	19.4		ug/L		97	78 - 123
Bromodichloromethane	20.0	18.7		ug/L		94	79 - 125
Bromoform	20.0	17.9		ug/L		90	66 - 130
Bromomethane	20.0	18.1		ug/L		91	53 - 141
Carbon disulfide	20.0	22.0		ug/L		110	64 - 133
Carbon tetrachloride	20.0	17.5		ug/L		88	72 - 136
Chlorobenzene	20.0	19.9		ug/L		100	82 - 118
Chloroethane	20.0	17.8		ug/L		89	60 - 138
Chloroform	20.0	19.7		ug/L		99	79 - 124
Chloromethane	20.0	16.5		ug/L		83	50 - 139
cis-1,2-Dichloroethene	20.0	20.5		ug/L		103	78 - 123
cis-1,3-Dichloropropene	20.0	18.6		ug/L		93	75 - 124
Dibromochloromethane	20.0	18.5		ug/L		92	74 - 126
Dibromomethane	20.0	19.0		ug/L		95	79 - 123
Dichlorodifluoromethane	20.0	14.8	M	ug/L		74	32 - 152
Ethylbenzene	20.0	19.7		ug/L		99	79 - 121
Hexachlorobutadiene	20.0	17.3		ug/L		87	66 - 134
Isopropylbenzene	20.0	18.4		ug/L		92	72 - 131
Methyl tert-butyl ether	20.0	18.2		ug/L		91	71 - 124
Methylene Chloride	20.0	21.7		ug/L		108	74 - 124
Naphthalene	20.0	18.8		ug/L		94	61 - 128
N-Propylbenzene	20.0	20.2		ug/L		101	76 - 126
o-Xylene	20.0	17.7		ug/L		88	78 - 122
4-Isopropyltoluene	20.0	18.8		ug/L		94	77 - 127
sec-Butylbenzene	20.0	19.4		ug/L		97	77 - 126
Styrene	20.0	19.0		ug/L		95	78 - 123
tert-Butylbenzene	20.0	18.8		ug/L		94	78 - 124
Tetrachloroethene	20.0	19.1		ug/L		95	74 - 129
Toluene	20.0	20.1		ug/L		101	80 - 121
trans-1,2-Dichloroethene	20.0	20.9		ug/L		105	75 - 124
trans-1,3-Dichloropropene	20.0	18.8		ug/L		94	73 - 127
Trichloroethene	20.0	19.6		ug/L		98	79 - 123
Trichlorofluoromethane	20.0	16.1		ug/L		81	65 - 141
Vinyl chloride	20.0	17.4		ug/L		87	58 - 137

Method: 8260C DOD - Volatile Organic Compounds (GC/MS) (Continued)

Lab Sample ID: LCS 410-100810/5 — **Client Sample ID: Lab Control Sample**
Matrix: Water — **Prep Type: Total/NA**
Analysis Batch: 100810

Analyte	Spike Added	LCS Result	LCS Qualifier	Unit	D	%Rec	%Rec. Limits
Xylenes, Total	60.0	57.6		ug/L		96	79 - 121
n-Butylbenzene	20.0	18.8		ug/L		94	75 - 128
m&p-Xylene	40.0	39.9		ug/L		100	80 - 121
1,2-Dibromoethane (EDB)	20.0	19.5		ug/L		98	77 - 121

Surrogate	*LCS %Recovery*	*LCS Qualifier*	*Limits*
1,2-Dichloroethane-d4 (Surr)	*102*		*81 - 118*
4-Bromofluorobenzene (Surr)	*97*		*85 - 114*
Dibromofluoromethane (Surr)	*96*		*80 - 119*
Toluene-d8 (Surr)	*97*		*89 - 112*

Lab Sample ID: LCS 410-100810/6 — **Client Sample ID: Lab Control Sample**
Matrix: Water — **Prep Type: Total/NA**
Analysis Batch: 100810

Analyte	Spike Added	LCS Result	LCS Qualifier	Unit	D	%Rec	%Rec. Limits
Vinyl acetate	100	91.4		ug/L		91	54 - 146

Surrogate	*LCS %Recovery*	*LCS Qualifier*	*Limits*
1,2-Dichloroethane-d4 (Surr)	*102*		*81 - 118*
4-Bromofluorobenzene (Surr)	*97*		*85 - 114*
Dibromofluoromethane (Surr)	*96*		*80 - 119*
Toluene-d8 (Surr)	*96*		*89 - 112*

Method: 8015D GRO - Gasoline Range Organics (GRO)

Lab Sample ID: MB 410-99623/5 — **Client Sample ID: Method Blank**
Matrix: Water — **Prep Type: Total/NA**
Analysis Batch: 99623

Analyte	MB Result	MB Qualifier	LOQ	LOD	DL	Unit	D	Analyzed	Dil Fac
GRO (1C)	40	U M	50	40	23	ug/L		03/04/21 13:32	1

Surrogate	*MB %Recovery*	*MB Qualifier*	*Limits*	*Prepared*	*Analyzed*	*Dil Fac*
a,a,a-Trifluorotoluene (fid) (1C)	*94*		*63 - 135*		*03/04/21 13:32*	*1*

Lab Sample ID: LCS 410-99623/6 — **Client Sample ID: Lab Control Sample**
Matrix: Water — **Prep Type: Total/NA**
Analysis Batch: 99623

Analyte	Spike Added	LCS Result	LCS Qualifier	Unit	D	%Rec	%Rec. Limits
GRO (1C)	1100	1190	M	ug/L		108	78 - 122

Surrogate	*LCS %Recovery*	*LCS Qualifier*	*Limits*
a,a,a-Trifluorotoluene (fid) (1C)	*94*		*63 - 135*

Method: 8015D GRO - Gasoline Range Organics (GRO) (Continued)

Lab Sample ID: LCSD 410-99623/7
Matrix: Water
Analysis Batch: 99623

Client Sample ID: Lab Control Sample Dup
Prep Type: Total/NA

Analyte			Spike Added	LCSD Result	LCSD Qualifier	Unit	D	%Rec	%Rec. Limits	RPD	RPD Limit
GRO (1C)			1100	1240	M	ug/L		112	78 - 122	4	20

Surrogate	*LCSD %Recovery*	*LCSD Qualifier*	*Limits*
a,a,a-Trifluorotoluene (fid) (1C)	*94*		*63 - 135*

Method: 8011 - EDB, DBCP, and 1,2,3-TCP (GC)

Lab Sample ID: MB 410-99766/1-A
Matrix: Water
Analysis Batch: 99889

Client Sample ID: Method Blank
Prep Type: Total/NA
Prep Batch: 99766

Analyte	MB Result	MB Qualifier	LOQ	LOD	DL	Unit	D	Analyzed	Dil Fac
Ethylene Dibromide (1C)	0.020	U	0.030	0.020	0.010	ug/L		03/05/21 06:49	1

Surrogate	*MB %Recovery*	*MB Qualifier*	*Limits*	*Prepared*	*Analyzed*	*Dil Fac*
1,1,2,2-Tetrachloroethane (1C)	*112*		*46 - 136*	*03/04/21 17:05*	*03/05/21 06:49*	*1*
1,1,2,2-Tetrachloroethane (2C)	*107*		*46 - 136*	*03/04/21 17:05*	*03/05/21 06:49*	*1*

Lab Sample ID: LCS 410-99766/2-A
Matrix: Water
Analysis Batch: 100501

Client Sample ID: Lab Control Sample
Prep Type: Total/NA
Prep Batch: 99766

Analyte			Spike Added	LCS Result	LCS Qualifier	Unit	D	%Rec	%Rec. Limits		
Ethylene Dibromide (1C)			0.128	0.166		ug/L		129	60 - 140		

Surrogate	*LCS %Recovery*	*LCS Qualifier*	*Limits*
1,1,2,2-Tetrachloroethane (1C)	*87*		*46 - 136*
1,1,2,2-Tetrachloroethane (2C)	*86*		*46 - 136*

Lab Sample ID: LCSD 410-99766/3-A
Matrix: Water
Analysis Batch: 100501

Client Sample ID: Lab Control Sample Dup
Prep Type: Total/NA
Prep Batch: 99766

Analyte			Spike Added	LCSD Result	LCSD Qualifier	Unit	D	%Rec	%Rec. Limits	RPD	RPD Limit
Ethylene Dibromide (1C)			0.128	0.160		ug/L		125	60 - 140	4	20

Surrogate	*LCSD %Recovery*	*LCSD Qualifier*	*Limits*
1,1,2,2-Tetrachloroethane (1C)	*85*		*46 - 136*
1,1,2,2-Tetrachloroethane (2C)	*86*		*46 - 136*

Method: 8015D DRO - Diesel Range Organics (DRO) (GC)

Lab Sample ID: MB 410-98824/1-A
Matrix: Water
Analysis Batch: 99043

Client Sample ID: Method Blank
Prep Type: Total/NA
Prep Batch: 98824

Analyte	MB Result	MB Qualifier	LOQ	LOD	DL	Unit	D	Analyzed	Dil Fac
DRO (C10-C28) (1C)	90	U M	100	90	45	ug/L		03/03/21 10:58	1

Method: 8015D DRO - Diesel Range Organics (DRO) (GC) (Continued)

Lab Sample ID: MB 410-98824/1-A
Matrix: Water
Analysis Batch: 99043

Client Sample ID: Method Blank
Prep Type: Total/NA
Prep Batch: 98824

Analyte	MB Result	MB Qualifier	LOQ	LOD	DL	Unit	D	Analyzed	Dil Fac
ORO (>C28-C40) (1C)	90	U M	100	90	45	ug/L		03/03/21 10:58	1

Surrogate	*MB %Recovery*	*MB Qualifier*	*Limits*	*Prepared*	*Analyzed*	*Dil Fac*
o- terphenyl (Surr) (1C)	*63*		*56 - 125*	*03/02/21 17:15*	*03/03/21 10:58*	*1*

Lab Sample ID: LCS 410-98824/2-A
Matrix: Water
Analysis Batch: 99043

Client Sample ID: Lab Control Sample
Prep Type: Total/NA
Prep Batch: 98824

Analyte	Spike Added	LCS Result	LCS Qualifier	Unit	D	%Rec	%Rec. Limits
DRO (C10-C28) (1C)	602	441		ug/L		73	36 - 132

Surrogate	*LCS %Recovery*	*LCS Qualifier*	*Limits*
o- terphenyl (Surr) (1C)	*69*		*56 - 125*

Lab Sample ID: LCSD 410-98824/3-A
Matrix: Water
Analysis Batch: 99043

Client Sample ID: Lab Control Sample Dup
Prep Type: Total/NA
Prep Batch: 98824

Analyte	Spike Added	LCSD Result	LCSD Qualifier	Unit	D	%Rec	%Rec. Limits	RPD	RPD Limit
DRO (C10-C28) (1C)	602	442		ug/L		73	36 - 132	0	20

Surrogate	*LCSD %Recovery*	*LCSD Qualifier*	*Limits*
o- terphenyl (Surr) (1C)	*63*		*56 - 125*

Lab Sample ID: MB 410-99312/1-A
Matrix: Water
Analysis Batch: 99508

Client Sample ID: Method Blank
Prep Type: Total/NA
Prep Batch: 99312

Analyte	MB Result	MB Qualifier	LOQ	LOD	DL	Unit	D	Analyzed	Dil Fac
DRO (C10-C28) (1C)	90	U M	100	90	45	ug/L		03/04/21 10:51	1
ORO (>C28-C40) (1C)	90	U M	100	90	45	ug/L		03/04/21 10:51	1

Surrogate	*MB %Recovery*	*MB Qualifier*	*Limits*	*Prepared*	*Analyzed*	*Dil Fac*
o- terphenyl (Surr) (1C)	*60*	*M*	*56 - 125*	*03/03/21 18:30*	*03/04/21 10:51*	*1*

Lab Sample ID: LCS 410-99312/2-A
Matrix: Water
Analysis Batch: 99508

Client Sample ID: Lab Control Sample
Prep Type: Total/NA
Prep Batch: 99312

Analyte	Spike Added	LCS Result	LCS Qualifier	Unit	D	%Rec	%Rec. Limits
DRO (C10-C28) (1C)	602	336	M	ug/L		56	36 - 132

Surrogate	*LCS %Recovery*	*LCS Qualifier*	*Limits*
o- terphenyl (Surr) (1C)	*60*		*56 - 125*

Method: 8015D DRO - Diesel Range Organics (DRO) (GC) (Continued)

Lab Sample ID: LCSD 410-99312/3-A — **Client Sample ID: Lab Control Sample Dup**
Matrix: Water — **Prep Type: Total/NA**
Analysis Batch: 99508 — **Prep Batch: 99312**

Analyte			Spike Added	LCSD Result	LCSD Qualifier	Unit	D	%Rec	%Rec. Limits	RPD	RPD Limit
DRO (C10-C28) (1C)			602	305		ug/L		51	36 - 132	9	20

Surrogate	*LCSD %Recovery*	*LCSD Qualifier*	*Limits*
o- terphenyl (Surr) (1C)	*57*		*56 - 125*

Method: EPA 300.0 R2.1 - Anions, Ion Chromatography

Lab Sample ID: MB 410-99732/4 — **Client Sample ID: Method Blank**
Matrix: Water — **Prep Type: Total/NA**
Analysis Batch: 99732

Analyte	MB Result	MB Qualifier	LOQ	LOD	DL	Unit	D	Analyzed	Dil Fac
Bromide	0.40	U	0.50	0.40	0.25	mg/L		03/04/21 11:27	1
Sulfate	0.90	U	1.0	0.90	0.30	mg/L		03/04/21 11:27	1
Chloride	0.30	U	0.40	0.30	0.20	mg/L		03/04/21 11:27	1

Lab Sample ID: LCS 410-99732/3 — **Client Sample ID: Lab Control Sample**
Matrix: Water — **Prep Type: Total/NA**
Analysis Batch: 99732

Analyte			Spike Added	LCS Result	LCS Qualifier	Unit	D	%Rec	%Rec. Limits		
Bromide			7.49	7.19		mg/L		96	90 - 110		
Sulfate			7.50	7.58		mg/L		101	90 - 110		
Chloride			3.00	2.83		mg/L		94	90 - 110		

Lab Sample ID: 410-30853-1 MS — **Client Sample ID: GW249-211**
Matrix: Water — **Prep Type: Total/NA**
Analysis Batch: 99732

Analyte	Sample Result	Sample Qualifier	Spike Added	MS Result	MS Qualifier	Unit	D	%Rec	%Rec. Limits		
Bromide	2.0	U	25.0	24.8	D	mg/L		99	90 - 110		
Sulfate	28	D	25.0	54.0	D	mg/L		103	90 - 110		
Chloride	10	J1 D	10.0	19.0	J1 D	mg/L		89	90 - 110		

Lab Sample ID: 410-30853-1 DU — **Client Sample ID: GW249-211**
Matrix: Water — **Prep Type: Total/NA**
Analysis Batch: 99732

Analyte	Sample Result	Sample Qualifier		DU Result	DU Qualifier	Unit	D			RPD	RPD Limit
Bromide	2.0	U		2.0	U	mg/L				NC	15
Sulfate	28	D		27.9	D	mg/L				2	15
Chloride	10	J1 D		9.75	D	mg/L				3	15

QC Sample Results

Client: Sundance Consulting, Inc
Project/Site: KAFB Data Gap Well Installation

Job ID: 410-30853-1

Method: 6010C - Metals (ICP)

Lab Sample ID: MB 410-99046/1-A
Matrix: Water
Analysis Batch: 99627

Client Sample ID: Method Blank
Prep Type: Total/NA
Prep Batch: 99046

Analyte	MB Result	MB Qualifier	LOQ	LOD	DL	Unit	D	Analyzed	Dil Fac
Iron	100	U	210	100	41	ug/L		03/04/21 09:40	1
Manganese	5.2	U	10	5.2	3.1	ug/L		03/04/21 09:40	1

Lab Sample ID: LCS 410-99046/2-A
Matrix: Water
Analysis Batch: 99627

Client Sample ID: Lab Control Sample
Prep Type: Total/NA
Prep Batch: 99046

Analyte	Spike Added	LCS Result	LCS Qualifier	Unit	D	%Rec	%Rec. Limits
Iron	400	421		ug/L		105	87 - 115
Manganese	20.0	20.9		ug/L		104	90 - 114

Lab Sample ID: LCSD 410-99046/3-A
Matrix: Water
Analysis Batch: 99627

Client Sample ID: Lab Control Sample Dup
Prep Type: Total/NA
Prep Batch: 99046

Analyte	Spike Added	LCSD Result	LCSD Qualifier	Unit	D	%Rec	%Rec. Limits	RPD	RPD Limit
Iron	400	422		ug/L		105	87 - 115	0	20
Manganese	20.0	21.1		ug/L		105	90 - 114	1	20

Lab Sample ID: MB 410-98965/1-A
Matrix: Water
Analysis Batch: 100426

Client Sample ID: Method Blank
Prep Type: Total Recoverable
Prep Batch: 98965

Analyte	MB Result	MB Qualifier	LOQ	LOD	DL	Unit	D	Analyzed	Dil Fac
Calcium	150	U	200	150	96	ug/L		03/07/21 13:46	1
Magnesium	75	U	100	75	40	ug/L		03/07/21 13:46	1
Potassium	450	U	500	450	200	ug/L		03/07/21 13:46	1
Sodium	500	U	1000	500	240	ug/L		03/07/21 13:46	1

Lab Sample ID: LCS 410-98965/2-A
Matrix: Water
Analysis Batch: 100426

Client Sample ID: Lab Control Sample
Prep Type: Total Recoverable
Prep Batch: 98965

Analyte	Spike Added	LCS Result	LCS Qualifier	Unit	D	%Rec	%Rec. Limits
Calcium	400	417		ug/L		104	87 - 113
Magnesium	200	198		ug/L		99	85 - 113
Potassium	6000	5610		ug/L		93	86 - 114
Sodium	2000	2160		ug/L		108	87 - 115

Method: 6020A - Metals (ICP/MS)

Lab Sample ID: MB 410-98965/1-A
Matrix: Water
Analysis Batch: 100147

Client Sample ID: Method Blank
Prep Type: Total Recoverable
Prep Batch: 98965

Analyte	MB Result	MB Qualifier	LOQ	LOD	DL	Unit	D	Analyzed	Dil Fac
Arsenic	1.6	U	2.0	1.6	0.68	ug/L		03/05/21 10:38	1
Lead	0.25	U	0.50	0.25	0.071	ug/L		03/05/21 10:38	1

Method: 6020A - Metals (ICP/MS) (Continued)

Lab Sample ID: LCS 410-98965/2-A
Matrix: Water
Analysis Batch: 100147

Client Sample ID: Lab Control Sample
Prep Type: Total Recoverable
Prep Batch: 98965

Analyte	Spike Added	LCS Result	LCS Qualifier	Unit	D	%Rec	%Rec. Limits
Arsenic	60.0	56.0		ug/L		93	84 - 116
Lead	30.0	30.3		ug/L		101	88 - 115

Method: 2320B-2011 - Alkalinity, Total

Lab Sample ID: MB 410-99704/107
Matrix: Water
Analysis Batch: 99704

Client Sample ID: Method Blank
Prep Type: Total/NA

Analyte	MB Result	MB Qualifier	LOQ	LOD	DL	Unit	D	Analyzed	Dil Fac
Carbonate Alkalinity as CaCO3	6.0	U	8.0	6.0	2.6	mg/L		03/04/21 05:16	1
Bicarbonate Alkalinity as CaCO3	6.0	U	8.0	6.0	2.6	mg/L		03/04/21 05:16	1
Total Alkalinity as CaCO3 to pH 4.5	6.0	U	8.0	6.0	2.6	mg/L		03/04/21 05:16	1

Lab Sample ID: MB 410-99704/84
Matrix: Water
Analysis Batch: 99704

Client Sample ID: Method Blank
Prep Type: Total/NA

Analyte	MB Result	MB Qualifier	LOQ	LOD	DL	Unit	D	Analyzed	Dil Fac
Carbonate Alkalinity as CaCO3	6.0	U	8.0	6.0	2.6	mg/L		03/04/21 02:28	1
Bicarbonate Alkalinity as CaCO3	6.0	U	8.0	6.0	2.6	mg/L		03/04/21 02:28	1
Total Alkalinity as CaCO3 to pH 4.5	6.0	U	8.0	6.0	2.6	mg/L		03/04/21 02:28	1

Lab Sample ID: LCS 410-99704/108
Matrix: Water
Analysis Batch: 99704

Client Sample ID: Lab Control Sample
Prep Type: Total/NA

Analyte	Spike Added	LCS Result	LCS Qualifier	Unit	D	%Rec	%Rec. Limits
Total Alkalinity as CaCO3 to pH 4.5	189	186		mg/L		98	82 - 106

Lab Sample ID: LCS 410-99704/85
Matrix: Water
Analysis Batch: 99704

Client Sample ID: Lab Control Sample
Prep Type: Total/NA

Analyte	Spike Added	LCS Result	LCS Qualifier	Unit	D	%Rec	%Rec. Limits
Total Alkalinity as CaCO3 to pH 4.5	189	185		mg/L		98	82 - 106

Lab Sample ID: LCSD 410-99704/109
Matrix: Water
Analysis Batch: 99704

Client Sample ID: Lab Control Sample Dup
Prep Type: Total/NA

Analyte	Spike Added	LCSD Result	LCSD Qualifier	Unit	D	%Rec	%Rec. Limits	RPD	RPD Limit
Total Alkalinity as CaCO3 to pH 4.5	189	186		mg/L		98	82 - 106	0	10

Method: 2320B-2011 - Alkalinity, Total (Continued)

Lab Sample ID: LCSD 410-99704/88
Matrix: Water
Analysis Batch: 99704

Client Sample ID: Lab Control Sample Dup
Prep Type: Total/NA

Analyte			Spike Added	LCSD Result	LCSD Qualifier	Unit	D	%Rec	%Rec. Limits	RPD	RPD Limit
Total Alkalinity as CaCO3 to pH 4.5			189	186		mg/L		98	82 - 106	0	10

Lab Sample ID: 410-30853-2 MS
Matrix: Water
Analysis Batch: 99704

Client Sample ID: GW251-211
Prep Type: Total/NA

Analyte	Sample Result	Sample Qualifier	Spike Added	MS Result	MS Qualifier	Unit	D	%Rec	%Rec. Limits		
Total Alkalinity as CaCO3 to pH 4.5	220	J1	189	271	J1	mg/L		29	82 - 106		

Lab Sample ID: 410-30853-2 DU
Matrix: Water
Analysis Batch: 99704

Client Sample ID: GW251-211
Prep Type: Total/NA

Analyte	Sample Result	Sample Qualifier		DU Result	DU Qualifier	Unit	D			RPD	RPD Limit
Total Alkalinity as CaCO3 to pH 4.5	220	J1		217		mg/L				0.5	5

Lab Sample ID: 410-30853-3 DU
Matrix: Water
Analysis Batch: 99704

Client Sample ID: GW249-611
Prep Type: Total/NA

Analyte	Sample Result	Sample Qualifier		DU Result	DU Qualifier	Unit	D			RPD	RPD Limit
Total Alkalinity as CaCO3 to pH 4.5	160			162		mg/L				0.7	5

QC Association Summary

Client: Sundance Consulting, Inc
Project/Site: KAFB Data Gap Well Installation

Job ID: 410-30853-1

GC/MS VOA

Analysis Batch: 100810

Lab Sample ID	Client Sample ID	Prep Type	Matrix	Method	Prep Batch
410-30853-1	GW249-211	Total/NA	Water	8260C DOD	
410-30853-2	GW251-211	Total/NA	Water	8260C DOD	
410-30853-3	GW249-611	Total/NA	Water	8260C DOD	
410-30853-4	GW-TB-201	Total/NA	Water	8260C DOD	
MB 410-100810/8	Method Blank	Total/NA	Water	8260C DOD	
LCS 410-100810/5	Lab Control Sample	Total/NA	Water	8260C DOD	
LCS 410-100810/6	Lab Control Sample	Total/NA	Water	8260C DOD	

GC VOA

Analysis Batch: 99623

Lab Sample ID	Client Sample ID	Prep Type	Matrix	Method	Prep Batch
410-30853-1	GW249-211	Total/NA	Water	8015D GRO	
410-30853-2	GW251-211	Total/NA	Water	8015D GRO	
410-30853-3	GW249-611	Total/NA	Water	8015D GRO	
410-30853-4	GW-TB-201	Total/NA	Water	8015D GRO	
MB 410-99623/5	Method Blank	Total/NA	Water	8015D GRO	
LCS 410-99623/6	Lab Control Sample	Total/NA	Water	8015D GRO	
LCSD 410-99623/7	Lab Control Sample Dup	Total/NA	Water	8015D GRO	

GC Semi VOA

Prep Batch: 98824

Lab Sample ID	Client Sample ID	Prep Type	Matrix	Method	Prep Batch
410-30853-2	GW251-211	Total/NA	Water	3510C	
MB 410-98824/1-A	Method Blank	Total/NA	Water	3510C	
LCS 410-98824/2-A	Lab Control Sample	Total/NA	Water	3510C	
LCSD 410-98824/3-A	Lab Control Sample Dup	Total/NA	Water	3510C	

Analysis Batch: 99043

Lab Sample ID	Client Sample ID	Prep Type	Matrix	Method	Prep Batch
410-30853-2	GW251-211	Total/NA	Water	8015D DRO	98824
MB 410-98824/1-A	Method Blank	Total/NA	Water	8015D DRO	98824
LCS 410-98824/2-A	Lab Control Sample	Total/NA	Water	8015D DRO	98824
LCSD 410-98824/3-A	Lab Control Sample Dup	Total/NA	Water	8015D DRO	98824

Prep Batch: 99312

Lab Sample ID	Client Sample ID	Prep Type	Matrix	Method	Prep Batch
410-30853-1	GW249-211	Total/NA	Water	3510C	
410-30853-3	GW249-611	Total/NA	Water	3510C	
MB 410-99312/1-A	Method Blank	Total/NA	Water	3510C	
LCS 410-99312/2-A	Lab Control Sample	Total/NA	Water	3510C	
LCSD 410-99312/3-A	Lab Control Sample Dup	Total/NA	Water	3510C	

Analysis Batch: 99508

Lab Sample ID	Client Sample ID	Prep Type	Matrix	Method	Prep Batch
410-30853-1	GW249-211	Total/NA	Water	8015D DRO	99312
410-30853-3	GW249-611	Total/NA	Water	8015D DRO	99312
MB 410-99312/1-A	Method Blank	Total/NA	Water	8015D DRO	99312
LCS 410-99312/2-A	Lab Control Sample	Total/NA	Water	8015D DRO	99312
LCSD 410-99312/3-A	Lab Control Sample Dup	Total/NA	Water	8015D DRO	99312

QC Association Summary

Client: Sundance Consulting, Inc
Project/Site: KAFB Data Gap Well Installation

Job ID: 410-30853-1

GC Semi VOA

Prep Batch: 99766

Lab Sample ID	Client Sample ID	Prep Type	Matrix	Method	Prep Batch
410-30853-1	GW249-211	Total/NA	Water	8011	
410-30853-2	GW251-211	Total/NA	Water	8011	
410-30853-3	GW249-611	Total/NA	Water	8011	
410-30853-4	GW-TB-201	Total/NA	Water	8011	
MB 410-99766/1-A	Method Blank	Total/NA	Water	8011	
LCS 410-99766/2-A	Lab Control Sample	Total/NA	Water	8011	
LCSD 410-99766/3-A	Lab Control Sample Dup	Total/NA	Water	8011	

Analysis Batch: 99889

Lab Sample ID	Client Sample ID	Prep Type	Matrix	Method	Prep Batch
410-30853-1	GW249-211	Total/NA	Water	8011	99766
410-30853-3	GW249-611	Total/NA	Water	8011	99766
410-30853-4	GW-TB-201	Total/NA	Water	8011	99766
MB 410-99766/1-A	Method Blank	Total/NA	Water	8011	99766

Analysis Batch: 100501

Lab Sample ID	Client Sample ID	Prep Type	Matrix	Method	Prep Batch
410-30853-2	GW251-211	Total/NA	Water	8011	99766
LCS 410-99766/2-A	Lab Control Sample	Total/NA	Water	8011	99766
LCSD 410-99766/3-A	Lab Control Sample Dup	Total/NA	Water	8011	99766

HPLC/IC

Analysis Batch: 99732

Lab Sample ID	Client Sample ID	Prep Type	Matrix	Method	Prep Batch
410-30853-1	GW249-211	Total/NA	Water	EPA 300.0 R2.1	
410-30853-2	GW251-211	Total/NA	Water	EPA 300.0 R2.1	
410-30853-3	GW249-611	Total/NA	Water	EPA 300.0 R2.1	
MB 410-99732/4	Method Blank	Total/NA	Water	EPA 300.0 R2.1	
LCS 410-99732/3	Lab Control Sample	Total/NA	Water	EPA 300.0 R2.1	
410-30853-1 MS	GW249-211	Total/NA	Water	EPA 300.0 R2.1	
410-30853-1 DU	GW249-211	Total/NA	Water	EPA 300.0 R2.1	

Metals

Prep Batch: 98965

Lab Sample ID	Client Sample ID	Prep Type	Matrix	Method	Prep Batch
410-30853-1	GW249-211	Total Recoverable	Water	3005A	
410-30853-2	GW251-211	Total Recoverable	Water	3005A	
410-30853-3	GW249-611	Total Recoverable	Water	3005A	
MB 410-98965/1-A	Method Blank	Total Recoverable	Water	3005A	
LCS 410-98965/2-A	Lab Control Sample	Total Recoverable	Water	3005A	

Prep Batch: 99046

Lab Sample ID	Client Sample ID	Prep Type	Matrix	Method	Prep Batch
410-30853-1	GW249-211	Dissolved	Water	Non-Digest Prep	
410-30853-2	GW251-211	Dissolved	Water	Non-Digest Prep	
410-30853-3	GW249-611	Dissolved	Water	Non-Digest Prep	
MB 410-99046/1-A	Method Blank	Total/NA	Water	Non-Digest Prep	
LCS 410-99046/2-A	Lab Control Sample	Total/NA	Water	Non-Digest Prep	
LCSD 410-99046/3-A	Lab Control Sample Dup	Total/NA	Water	Non-Digest Prep	

QC Association Summary

Client: Sundance Consulting, Inc
Project/Site: KAFB Data Gap Well Installation

Job ID: 410-30853-1

Metals

Analysis Batch: 99627

Lab Sample ID	Client Sample ID	Prep Type	Matrix	Method	Prep Batch
410-30853-1	GW249-211	Dissolved	Water	6010C	99046
410-30853-3	GW249-611	Dissolved	Water	6010C	99046
MB 410-99046/1-A	Method Blank	Total/NA	Water	6010C	99046
LCS 410-99046/2-A	Lab Control Sample	Total/NA	Water	6010C	99046
LCSD 410-99046/3-A	Lab Control Sample Dup	Total/NA	Water	6010C	99046

Analysis Batch: 99848

Lab Sample ID	Client Sample ID	Prep Type	Matrix	Method	Prep Batch
410-30853-2	GW251-211	Dissolved	Water	6010C	99046

Analysis Batch: 100147

Lab Sample ID	Client Sample ID	Prep Type	Matrix	Method	Prep Batch
410-30853-1	GW249-211	Total Recoverable	Water	6020A	98965
410-30853-2	GW251-211	Total Recoverable	Water	6020A	98965
410-30853-3	GW249-611	Total Recoverable	Water	6020A	98965
MB 410-98965/1-A	Method Blank	Total Recoverable	Water	6020A	98965
LCS 410-98965/2-A	Lab Control Sample	Total Recoverable	Water	6020A	98965

Analysis Batch: 100426

Lab Sample ID	Client Sample ID	Prep Type	Matrix	Method	Prep Batch
410-30853-1	GW249-211	Total Recoverable	Water	6010C	98965
410-30853-2	GW251-211	Total Recoverable	Water	6010C	98965
410-30853-3	GW249-611	Total Recoverable	Water	6010C	98965
MB 410-98965/1-A	Method Blank	Total Recoverable	Water	6010C	98965
LCS 410-98965/2-A	Lab Control Sample	Total Recoverable	Water	6010C	98965

General Chemistry

Analysis Batch: 99704

Lab Sample ID	Client Sample ID	Prep Type	Matrix	Method	Prep Batch
410-30853-1	GW249-211	Total/NA	Water	2320B-2011	
410-30853-2	GW251-211	Total/NA	Water	2320B-2011	
410-30853-3	GW249-611	Total/NA	Water	2320B-2011	
MB 410-99704/107	Method Blank	Total/NA	Water	2320B-2011	
MB 410-99704/84	Method Blank	Total/NA	Water	2320B-2011	
LCS 410-99704/108	Lab Control Sample	Total/NA	Water	2320B-2011	
LCS 410-99704/85	Lab Control Sample	Total/NA	Water	2320B-2011	
LCSD 410-99704/109	Lab Control Sample Dup	Total/NA	Water	2320B-2011	
LCSD 410-99704/88	Lab Control Sample Dup	Total/NA	Water	2320B-2011	
410-30853-2 MS	GW251-211	Total/NA	Water	2320B-2011	
410-30853-2 DU	GW251-211	Total/NA	Water	2320B-2011	
410-30853-3 DU	GW249-611	Total/NA	Water	2320B-2011	

Lab Chronicle

Client: Sundance Consulting, Inc
Project/Site: KAFB Data Gap Well Installation

Job ID: 410-30853-1

Client Sample ID: GW249-211

Lab Sample ID: 410-30853-1
Date Collected: 02/24/21 13:50
Matrix: Water
Date Received: 03/02/21 11:31

Prep Type	Batch Type	Batch Method	Run	Dilution Factor	Batch Number	Prepared or Analyzed	Analyst	Lab
Total/NA	Analysis	8260C DOD		1	100810	03/09/21 03:54	TQ4J	ELLE
Total/NA	Analysis	8015D GRO		1	99623	03/04/21 15:06	JJT8	ELLE
Total/NA	Prep	8011			99766	03/04/21 17:05	QQ3P	ELLE
Total/NA	Analysis	8011		1	99889	03/05/21 08:13	UAMZ	ELLE
Total/NA	Prep	3510C			99312	03/03/21 18:30	DFX4	ELLE
Total/NA	Analysis	8015D DRO		1	99508	03/04/21 13:07	IUSB	ELLE
Total/NA	Analysis	EPA 300.0 R2.1		5	99732	03/04/21 14:52	W5UX	ELLE
Dissolved	Prep	Non-Digest Prep			99046	03/03/21 08:01	UAMX	ELLE
Dissolved	Analysis	6010C		1	99627	03/04/21 10:05	ULJC	ELLE
Total Recoverable	Prep	3005A			98965	03/03/21 02:24	UJL8	ELLE
Total Recoverable	Analysis	6010C		1	100426	03/07/21 13:52	WJM9	ELLE
Total Recoverable	Prep	3005A			98965	03/03/21 02:24	UJL8	ELLE
Total Recoverable	Analysis	6020A		1	100147	03/05/21 10:42	MG7H	ELLE
Total/NA	Analysis	2320B-2011		1	99704	03/04/21 03:39	DI9Q	ELLE

Client Sample ID: GW251-211

Lab Sample ID: 410-30853-2
Date Collected: 02/23/21 13:40
Matrix: Water
Date Received: 03/02/21 11:31

Prep Type	Batch Type	Batch Method	Run	Dilution Factor	Batch Number	Prepared or Analyzed	Analyst	Lab
Total/NA	Analysis	8260C DOD		1	100810	03/09/21 04:16	TQ4J	ELLE
Total/NA	Analysis	8015D GRO		1	99623	03/04/21 15:30	JJT8	ELLE
Total/NA	Prep	8011			99766	03/04/21 17:05	QQ3P	ELLE
Total/NA	Analysis	8011		1	100501	03/08/21 20:00	AC3T	ELLE
Total/NA	Prep	3510C			98824	03/02/21 17:15	DFX4	ELLE
Total/NA	Analysis	8015D DRO		1	99043	03/03/21 12:06	IUSB	ELLE
Total/NA	Analysis	EPA 300.0 R2.1		5	99732	03/04/21 15:43	W5UX	ELLE
Dissolved	Prep	Non-Digest Prep			99046	03/03/21 08:01	UAMX	ELLE
Dissolved	Analysis	6010C		1	99848	03/04/21 17:39	UCIG	ELLE
Total Recoverable	Prep	3005A			98965	03/03/21 02:24	UJL8	ELLE
Total Recoverable	Analysis	6010C		1	100426	03/07/21 14:08	WJM9	ELLE
Total Recoverable	Prep	3005A			98965	03/03/21 02:24	UJL8	ELLE
Total Recoverable	Analysis	6020A		1	100147	03/05/21 10:46	MG7H	ELLE
Total/NA	Analysis	2320B-2011		1	99704	03/04/21 05:51	DI9Q	ELLE

Client Sample ID: GW249-611

Lab Sample ID: 410-30853-3
Date Collected: 02/24/21 13:50
Matrix: Water
Date Received: 03/02/21 11:31

Prep Type	Batch Type	Batch Method	Run	Dilution Factor	Batch Number	Prepared or Analyzed	Analyst	Lab
Total/NA	Analysis	8260C DOD		1	100810	03/09/21 04:39	TQ4J	ELLE
Total/NA	Analysis	8015D GRO		1	99623	03/04/21 15:53	JJT8	ELLE
Total/NA	Prep	8011			99766	03/04/21 17:05	QQ3P	ELLE
Total/NA	Analysis	8011		1	99889	03/05/21 08:46	UAMZ	ELLE

Lab Chronicle

Client: Sundance Consulting, Inc
Project/Site: KAFB Data Gap Well Installation

Job ID: 410-30853-1

Client Sample ID: GW249-611

Lab Sample ID: 410-30853-3
Date Collected: 02/24/21 13:50
Matrix: Water
Date Received: 03/02/21 11:31

Prep Type	Batch Type	Batch Method	Run	Dilution Factor	Batch Number	Prepared or Analyzed	Analyst	Lab
Total/NA	Prep	3510C			99312	03/03/21 18:30	DFX4	ELLE
Total/NA	Analysis	8015D DRO		1	99508	03/04/21 13:30	IUSB	ELLE
Total/NA	Analysis	EPA 300.0 R2.1		5	99732	03/04/21 16:17	W5UX	ELLE
Dissolved	Prep	Non-Digest Prep			99046	03/03/21 08:01	UAMX	ELLE
Dissolved	Analysis	6010C		1	99627	03/04/21 10:21	ULJC	ELLE
Total Recoverable	Prep	3005A			98965	03/03/21 02:24	UJL8	ELLE
Total Recoverable	Analysis	6010C		1	100426	03/07/21 14:01	WJM9	ELLE
Total Recoverable	Prep	3005A			98965	03/03/21 02:24	UJL8	ELLE
Total Recoverable	Analysis	6020A		1	100147	03/05/21 10:44	MG7H	ELLE
Total/NA	Analysis	2320B-2011		1	99704	03/04/21 06:12	DI9Q	ELLE

Client Sample ID: GW-TB-201

Lab Sample ID: 410-30853-4
Date Collected: 02/23/21 08:00
Matrix: Water
Date Received: 03/02/21 11:31

Prep Type	Batch Type	Batch Method	Run	Dilution Factor	Batch Number	Prepared or Analyzed	Analyst	Lab
Total/NA	Analysis	8260C DOD		1	100810	03/08/21 23:51	TQ4J	ELLE
Total/NA	Analysis	8015D GRO		1	99623	03/04/21 14:42	JJT8	ELLE
Total/NA	Prep	8011			99766	03/04/21 17:05	QQ3P	ELLE
Total/NA	Analysis	8011		1	99889	03/05/21 09:03	UAMZ	ELLE

Laboratory References:
ELLE = Eurofins Lancaster Laboratories Env, LLC, 2425 New Holland Pike, Lancaster, PA 17601, TEL (717)656-2300

Accreditation/Certification Summary

Client: Sundance Consulting, Inc
Project/Site: KAFB Data Gap Well Installation

Job ID: 410-30853-1

Laboratory: Eurofins Lancaster Laboratories Env, LLC

Unless otherwise noted, all analytes for this laboratory were covered under each accreditation/certification below.

Authority	Program	Identification Number	Expiration Date
A2LA	Dept. of Defense ELAP	1.01	11-30-22

The following analytes are included in this report, but the laboratory is not certified by the governing authority. This list may include analytes for which the agency does not offer certification.

Analysis Method	Prep Method	Matrix	Analyte
8015D DRO	3510C	Water	ORO (>C28-C40) (1C)

Method Summary

Client: Sundance Consulting, Inc
Project/Site: KAFB Data Gap Well Installation

Job ID: 410-30853-1

Method	Method Description	Protocol	Laboratory
8260C DOD	Volatile Organic Compounds (GC/MS)	SW846	ELLE
8015D GRO	Gasoline Range Organics (GRO)	SW846	ELLE
8011	EDB, DBCP, and 1,2,3-TCP (GC)	SW846	ELLE
8015D DRO	Diesel Range Organics (DRO) (GC)	SW846	ELLE
EPA 300.0 R2.1	Anions, Ion Chromatography	EPA	ELLE
6010C	Metals (ICP)	SW846	ELLE
6020A	Metals (ICP/MS)	SW846	ELLE
2320B-2011	Alkalinity, Total	SM	ELLE
3005A	Preparation, Total Recoverable or Dissolved Metals	SW846	ELLE
3510C	Liquid-Liquid Extraction (Separatory Funnel)	SW846	ELLE
5030C	Purge and Trap	SW846	ELLE
8011	Microextraction	SW846	ELLE
Non-Digest Prep	Preparation, Non-Digested Aqueous Metals	EPA	ELLE

Protocol References:

EPA = US Environmental Protection Agency

SM = "Standard Methods For The Examination Of Water And Wastewater"

SW846 = "Test Methods For Evaluating Solid Waste, Physical/Chemical Methods", Third Edition, November 1986 And Its Updates.

Laboratory References:

ELLE = Eurofins Lancaster Laboratories Env, LLC, 2425 New Holland Pike, Lancaster, PA 17601, TEL (717)656-2300

Sample Summary

Client: Sundance Consulting, Inc
Project/Site: KAFB Data Gap Well Installation

Job ID: 410-30853-1

Lab Sample ID	Client Sample ID	Matrix	Collected	Received	Asset ID
410-30853-1	GW249-211	Water	02/24/21 13:50	03/02/21 11:31	
410-30853-2	GW251-211	Water	02/23/21 13:40	03/02/21 11:31	
410-30853-3	GW249-611	Water	02/24/21 13:50	03/02/21 11:31	
410-30853-4	GW-TB-201	Water	02/23/21 08:00	03/02/21 11:31	

Groundwater- Chain of Custody Record & Analytical Service Request

Laboratory Contact Info:
Eurofins Scientific
Darlene Brandy
Phone: 303-736-0188 Email: Darlene.Brandy@Eurofinset.com

Waybill #

COC #: **KAFB-US01030-0221**

410-30853 Chain of Custody

Requested Turnaround Time in Business Days (Surcharges) please circle
1 Day (100%) 2 Day (75%) 3 Day (50%) 4 Day (35%) 5 Day (25%) 10 Day-Standard

Company Name & Address (Reporting Information)
Sundance Consulting, Inc.
8210 Louisiana Blvd Suite C
Albuquerque, NM 87113

PO/Billing Information
Sundance Consulting, Inc.
305 N 3rd Ave. Suite B
Pocatello, ID 83201

Project Name: KAFB Data Gap Well Installation

Project Number: US01-030

Project Manager: Rachel Hobbs

Phone: 505-835-7660 Fax: N/A

Email Address for Result Reporting: rhobbs@sundance-inc.net

Sampler Name/Signature: Riley Witter
Riley Witter

Analytical Methods:

Client Sample ID	Sample Description/ Location	Date Collected	Time Collected	Sample Matrix	No. of Containers	EDB by 8011	TPH DRO/ORO by 8015D	Total Metals Ca, K, Mg, Na/ Total Metals Arsenic, Lead by 6010C and 6020A	Chloride, Bromide, Sulfate by 300	TPH GRO by 8015D	Dissolved Metals Iron and Manganese by 6010C	Nitrogen-Nitrate/Nitrite by 353.2	VOCs by 8260C	Alkalinity-Bicarbonate/Carbonate by 2320B	Comments e.g. specific instructions
						2 x 40 ml VOA	2 x 250 ml Amber Glass	1 x 250 ml Plastic	1 x 50 ml Plastic	3 x 40 ml VOA	1 x 250 ml Plastic	1 x 250 ml Plastic	3 x 40 ml VOA	1 x 250 ml Plastic	
						HCL	HCL	Nitric Acid	None	HCL	Nitric Acid	Sulfuric Acid	HCL	None	
GW249-211	GRAB	02/24/2021	1350	GW	~~15~~ 14	X	1 X	X	X	X	X	X	X	X	1 amber for DRO/ORO Dissolved metals are field filtered
GW251-211	GRAB	02/23/2021	1340	GW	15	X	X	X	X	X	X	X	X	X	Dissolved metals are field filtered
~~GW251-611~~ GW249-611	GRAB	02/24/2021	1350	GW	15	X	X	X	X	X	X	X	X	X	Dissolved metals are field filtered
GW-TB-201	TB	02/23/2021	0800	AQ	6	X				X			X		For TB, only two VOAs for GRO and VOCs

Report Tier Levels - please select
Tier I - Results (Default if not specified) _____ Tier III (Results + QC & Calibration Summa
Tier II (Results + QC Summaries) _____ Tier IV (Data Validation Package) 10% Surcha

EDD required Yes / No
Type: _____ Units: _____

Chain of Custody Seal: (Circle)
INTACT BROKEN ABSENT

Project Requirements (MRLs, QAPP)

Relinquished by: (Signature)	Date:	Time:	Received by: (Signature)	Date:	Time:
Riley Witter	02/24/2021	1415			
Relinquished by: (Signature)	Date:	Time:	Received by: (Signature)	Date:	Time:
				3/4/21	1113

Cooler / Blank Temperature: 5.1 °C

Login Sample Receipt Checklist

Client: Sundance Consulting, Inc

Job Number: 410-30853-1

Login Number: 30853
List Number: 1
Creator: Colon Martinez, Jessenia C

List Source: Eurofins Lancaster Laboratories Env

Question	Answer	Comment
Radioactivity wasn't checked or is </= background as measured by a survey meter.	N/A	
The cooler's custody seal is intact.	True	
The cooler or samples do not appear to have been compromised or tampered with.	True	
Samples were received on ice.	True	
Cooler Temperature is acceptable (</=6C, not frozen).	True	
Cooler Temperature is recorded.	True	
WV: Container Temperature is acceptable (</=6C, not frozen).	N/A	
WV: Container Temperature is recorded.	N/A	
COC is present.	True	
COC is filled out in ink and legible.	True	
COC is filled out with all pertinent information.	True	
There are no discrepancies between the containers received and the COC.	True	
Samples are received within Holding Time (excluding tests with immediate HTs)	True	
Sample containers have legible labels.	True	
Containers are not broken or leaking.	True	
Sample collection date/times are provided.	True	
Appropriate sample containers are used.	True	
Sample bottles are completely filled.	True	
There is sufficient vol. for all requested analyses.	True	
Multiphasic samples are not present.	True	
Samples do not require splitting or compositing.	N/A	
Is the Field Sampler's name present on COC?	True	
Sample Preservation Verified.	N/A	
Residual Chlorine Checked.	N/A	
Sample custody seals are intact.	True	

eurofins | Environment Testing America

ANALYTICAL REPORT

Eurofins Lancaster Laboratories Env, LLC
2425 New Holland Pike
Lancaster, PA 17601
Tel: (717)656-2300

Laboratory Job ID: 410-31313-1
Client Project/Site: KAFB Data Gap Well Installation
Revision: 1

For:
Sundance Consulting, Inc
8210 Louisiana Blvd NE
Suite C
Albuquerque, New Mexico 87113

Attn: Justin Fitch

Darlene Bandy

Authorized for release by:
5/4/2021 12:46:19 PM

Darlene Bandy, Project Manager I
(303)736-0188
Darlene.Bandy@Eurofinset.com

LINKS

Review your project results through TotalAccess

Have a Question? Ask The Expert

Visit us at: www.eurofinsus.com/Env

The test results in this report meet all 2003 NELAC, 2009 TNI, and 2016 TNI requirements for accredited parameters, exceptions are noted in this report. This report may not be reproduced except in full, and with written approval from the laboratory. For questions please contact the Project Manager at the e-mail address or telephone number listed on this page.

This report has been electronically signed and authorized by the signatory. Electronic signature is intended to be the legally binding equivalent of a traditionally handwritten signature.

Results relate only to the items tested and the sample(s) as received by the laboratory.

1 2 3 4 5 6 7 8 9 10 11 12 13 14 15

Analytical test results meet all requirements of the associated regulatory program (e.g., NELAC (TNI), DoD, and ISO 17025) unless otherwise noted under the individual analysis. Data qualifiers are applied to note exceptions. Noncompliant quality control (QC) is further explained in narrative comments.
· QC results that exceed the upper limits and are associated with non-detect samples are qualified but further narration is not required since the bias is high and does not change a non-detect result. Further narration is also not required with QC blank detection when the associated sample concentration is non-detect or more than ten times the level in the blank.
· Matrix QC may not be reported if insufficient sample or site-specific QC samples were not submitted. In these situations, to demonstrate precision and accuracy at a batch level, a LCS/LCSD is performed, unless otherwise specified in the method.
· Surrogate and/or isotope dilution analyte recoveries (if applicable) which are outside of the QC window are confirmed unless attributed to a dilution or otherwise noted in the narrative.
Regulated compliance samples (e.g. SDWA, NPDES) must comply with the associated agency requirements/permits.

Measurement uncertainty values, as applicable, are available upon request.

Test results relate only to the sample tested. Clients should be aware that a critical step in a chemical or microbiological analysis is the collection of the sample. Unless the sample analyzed is truly representative of the bulk of material involved, the test results will be meaningless. If you have questions regarding the proper techniques of collecting samples, please contact us. We cannot be held responsible for sample integrity, however, unless sampling has been performed by a member of our staff. Times are local to the area of activity. Parameters listed in the 40 CFR Part 136 Table II as "analyze immediately" and tested in the laboratory are not performed within 15 minutes of collection.

This report shall not be reproduced except in full, without the written approval of the laboratory.

WARRANTY AND LIMITS OF LIABILITY - In accepting analytical work, we warrant the accuracy of test results for the sample as submitted. The foregoing express warranty is exclusive and is given in lieu of all other warranties, expressed or implied, except as otherwise agreed. We disclaim any other warranties, expressed or implied, including a warranty of fitness for particular purpose and warranty of merchantability. In no event shall Eurofins Lancaster Laboratories Environmental, LLC be liable for indirect, special, consequential, or incidental damages including, but not limited to, damages for loss of profit or goodwill regardless of (A) the negligence (either sole or concurrent) of Eurofins Lancaster Laboratories Environmental and (B) whether Eurofins Lancaster Laboratories Environmental has been informed of the possibility of such damages. We accept no legal responsibility for the purposes for which the client uses the test results. Except as otherwise agreed, no purchase order or other order for work shall be accepted by Eurofins Lancaster Laboratories Environmental which includes any conditions that vary from the Standard Terms and Conditions, and Eurofins Lancaster Laboratories Environmental hereby objects to any conflicting terms contained in any acceptance or order submitted by client.

Darlene Bandy

Darlene Bandy
Project Manager I
5/4/2021 12:46:19 PM

Table of Contents

Cover Page 1
Table of Contents 3
Definitions/Glossary 4
Case Narrative 6
Detection Summary 8
Client Sample Results 9
Surrogate Summary 14
QC Sample Results 16
QC Association Summary 32
Lab Chronicle 35
Certification Summary 36
Method Summary 37
Sample Summary 38
Chain of Custody 39
Receipt Checklists 40

Qualifiers

GC/MS VOA

Qualifier	Qualifier Description
J	Estimated: The analyte was positively identified; the quantitation is an estimation
J1	Estimated: The quantitation is an estimation due to discrepancies in meeting certain analyte-specific quality control criteria.
M	Manual integrated compound.
Q	One or more quality control criteria failed.
U	Undetected at the Limit of Detection.

GC VOA

Qualifier	Qualifier Description
M	Manual integrated compound.
Q	One or more quality control criteria failed.
U	Undetected at the Limit of Detection.

GC Semi VOA

Qualifier	Qualifier Description
4	MS, MSD: The analyte present in the original sample is greater than 4 times the matrix spike concentration; therefore, control limits are not applicable.
B	Blank contamination: The analyte was detected above one-half the reporting limit in an associated blank.
D	The reported value is from a dilution.
J1	Estimated: The quantitation is an estimation due to discrepancies in meeting certain analyte-specific quality control criteria.
M	Manual integrated compound.
Q	One or more quality control criteria failed.
U	Undetected at the Limit of Detection.

HPLC/IC

Qualifier	Qualifier Description
D	The reported value is from a dilution.
M	Manual integrated compound.
U	Undetected at the Limit of Detection.

Metals

Qualifier	Qualifier Description
4	MS, MSD: The analyte present in the original sample is greater than 4 times the matrix spike concentration; therefore, control limits are not applicable.
J	Estimated: The analyte was positively identified; the quantitation is an estimation
J1	Estimated: The quantitation is an estimation due to discrepancies in meeting certain analyte-specific quality control criteria.
U	Undetected at the Limit of Detection.

General Chemistry

Qualifier	Qualifier Description
J1	Estimated: The quantitation is an estimation due to discrepancies in meeting certain analyte-specific quality control criteria.
U	Undetected at the Limit of Detection.

Glossary

Abbreviation	These commonly used abbreviations may or may not be present in this report.
¤	Listed under the "D" column to designate that the result is reported on a dry weight basis
%R	Percent Recovery
1C	Result is from the primary column on a dual-column method.
2C	Result is from the confirmation column on a dual-column method.
CFL	Contains Free Liquid
CFU	Colony Forming Unit
CNF	Contains No Free Liquid
DER	Duplicate Error Ratio (normalized absolute difference)
Dil Fac	Dilution Factor
DL	Detection Limit (DoD/DOE)
DL, RA, RE, IN	Indicates a Dilution, Re-analysis, Re-extraction, or additional Initial metals/anion analysis of the sample
DLC	Decision Level Concentration (Radiochemistry)

Glossary (Continued)

Abbreviation	These commonly used abbreviations may or may not be present in this report.
EDL	Estimated Detection Limit (Dioxin)
LOD	Limit of Detection (DoD/DOE)
LOQ	Limit of Quantitation (DoD/DOE)
MCL	EPA recommended "Maximum Contaminant Level"
MDA	Minimum Detectable Activity (Radiochemistry)
MDC	Minimum Detectable Concentration (Radiochemistry)
MDL	Method Detection Limit
ML	Minimum Level (Dioxin)
MPN	Most Probable Number
MQL	Method Quantitation Limit
NC	Not Calculated
ND	Not Detected at the reporting limit (or MDL or EDL if shown)
NEG	Negative / Absent
POS	Positive / Present
PQL	Practical Quantitation Limit
PRES	Presumptive
QC	Quality Control
RER	Relative Error Ratio (Radiochemistry)
RL	Reporting Limit or Requested Limit (Radiochemistry)
RPD	Relative Percent Difference, a measure of the relative difference between two points
TEF	Toxicity Equivalent Factor (Dioxin)
TEQ	Toxicity Equivalent Quotient (Dioxin)
TNTC	Too Numerous To Count

Job ID: 410-31313-1

Laboratory: Eurofins Lancaster Laboratories Env, LLC

Narrative

Job Narrative
410-31313-1

REVISION

The report being provided is a revision of the original report sent on 3/19/2021. The report (revision 1) is being revised due to Client requested to add EDB and m- & p-Xylenes to the VOCs 8260 analyte list.

Report revision history

Receipt
The samples were received on 3/5/2021 11:36 AM. Unless otherwise noted below, the samples arrived in good condition, and, where required, properly preserved and on ice. The temperatures of the 2 coolers at receipt time were 0.5°C and 1.1°C

GC/MS VOA
Method 8260C_DOD5: The continuing calibration verification (CCV) analyzed in batch 410-102825 is compliant under 8260C method criteria for 1,2,3-Trichloropropane. The software does not display the % Drift data to the whole number as is listed in the method (i.e. limit of 20%). When applying the evaluation to a whole number, the check passes the criteria with a value of 20% Drift.

Method 8260C_DOD5: The continuing calibration verification (CCV) associated with batch 410-102825 recovered above the upper control limit for 1,1,2,2-Tetrachloroethane, Acrolein, Benzene, Carbon disulfide and N-Propylbenzene . Non-detects are reported. Any detection is considered estimated.

Method 8260C_DOD5: The preservative used in the sample containers provided is not compatible with one of the Method 8260 analytes requested. The following samples were received preserved with hydrochloric acid: GW250-211 (410-31313-1) and GW-TB-211 (410-31313-2). The requested target analyte list includes Acrolein and Acrylonitrile, an acid-labile compound that degrades in an acidic medium.

No additional analytical or quality issues were noted, other than those described above or in the Definitions/ Glossary page.

Gasoline Range Organics
Method 8015D_GRO_DOD5: Surrogate recovery for the following sample on batch 410-101311 was outside control limits: GW250-211 (410-31313-1). The sample(s) was also analyzed as a Matrix Spike (MS) and Matrix Spike Duplicate (MSD), and the surrogate recoveries were outside control limits confirming matrix interference.

No additional analytical or quality issues were noted, other than those described above or in the Definitions/ Glossary page.

Diesel Range Organics
Method 8015D_DRO_DOD5: The o- terphenyl surrogate recovery for the blank associated with preparation batch 410-101762 and analytical batch 410-102598 was outside the lower control limits.

No additional analytical or quality issues were noted, other than those described above or in the Definitions/ Glossary page.

GC Semi VOA
Method 8011_DOD5: The %D for the continuing calibration verification (CCV) associated with batch 410-101945 was greater than 20% for EDB 8011 on the primary column. The bias was high and the sample(s) associated with this CCV were non-detects for the affected analytes; therefore, the data have been reported. The associated sample is impacted: GW-TB-211 (410-31313-2). It is noted that this CCV was within control limits for EDB on the secondary column.

No additional analytical or quality issues were noted, other than those described above or in the Definitions/ Glossary page.

HPLC/IC

Job ID: 410-31313-1 (Continued)

Laboratory: Eurofins Lancaster Laboratories Env, LLC (Conti

No additional analytical or quality issues were noted, other than those described above or in the Definitions/ Glossary page.

Metals

No additional analytical or quality issues were noted, other than those described above or in the Definitions/ Glossary page.

General Chemistry

No additional analytical or quality issues were noted, other than those described above or in the Definitions/ Glossary page.

Detection Summary

Client: Sundance Consulting, Inc
Project/Site: KAFB Data Gap Well Installation

Job ID: 410-31313-1

Client Sample ID: GW250-211 — Lab Sample ID: 410-31313-1

Analyte	Result	Qualifier	LOQ	LOD	DL	Unit	Dil Fac	D	Method	Prep Type
1,2,4-Trimethylbenzene	1.2	J	5.0	2.0	1.0	ug/L	1		8260C DOD	Total/NA
2-Butanone	14		10	1.0	0.30	ug/L	1		8260C DOD	Total/NA
4-Methyl-2-pentanone	15		10	1.0	0.50	ug/L	1		8260C DOD	Total/NA
Acetone	88		20	2.0	0.70	ug/L	1		8260C DOD	Total/NA
Benzene	8.1	Q	1.0	0.50	0.20	ug/L	1		8260C DOD	Total/NA
Ethylbenzene	1.6		1.0	0.80	0.40	ug/L	1		8260C DOD	Total/NA
Isopropylbenzene	12		5.0	0.50	0.20	ug/L	1		8260C DOD	Total/NA
Naphthalene	2.9	J	5.0	2.0	1.0	ug/L	1		8260C DOD	Total/NA
N-Propylbenzene	0.87	J Q	5.0	0.50	0.20	ug/L	1		8260C DOD	Total/NA
o-Xylene	3.0		1.0	0.80	0.40	ug/L	1		8260C DOD	Total/NA
4-Isopropyltoluene	14		5.0	0.50	0.20	ug/L	1		8260C DOD	Total/NA
sec-Butylbenzene	1.1	J	5.0	0.50	0.20	ug/L	1		8260C DOD	Total/NA
Toluene	0.52	J	1.0	0.50	0.20	ug/L	1		8260C DOD	Total/NA
Xylenes, Total	3.0	J	6.0	2.8	1.4	ug/L	1		8260C DOD	Total/NA
n-Butylbenzene	0.23	J	5.0	0.50	0.20	ug/L	1		8260C DOD	Total/NA
GRO (1C)	3900	M	50	40	23	ug/L	1		8015D GRO	Total/NA
DRO (C10-C28) (1C)	21000	D M B J1	530	480	240	ug/L	5		8015D DRO	Total/NA
ORO (>C28-C40) (1C)	8200	D M	530	480	240	ug/L	5		8015D DRO	Total/NA
Sulfate	6.0	D	5.0	4.5	1.5	mg/L	5		EPA 300.0 R2.1	Total/NA
Chloride	12	D	2.0	1.5	1.0	mg/L	5		EPA 300.0 R2.1	Total/NA
Calcium	75000	J1	200	150	96	ug/L	1		6010C	Total Recoverable
Magnesium	13000	J1	100	75	40	ug/L	1		6010C	Total Recoverable
Potassium	3700		500	450	200	ug/L	1		6010C	Total Recoverable
Sodium	31000	J1	1000	500	240	ug/L	1		6010C	Total Recoverable
Iron	960		210	100	41	ug/L	1		6010C	Dissolved
Manganese	2400	J1	10	5.2	3.1	ug/L	1		6010C	Dissolved
Arsenic	1.5	J	2.0	1.6	0.68	ug/L	1		6020A	Total Recoverable
Lead	0.53		0.50	0.25	0.071	ug/L	1		6020A	Total Recoverable
Bicarbonate Alkalinity as CaCO3	270		8.0	6.0	2.6	mg/L	1		2320B-2011	Total/NA
Total Alkalinity as CaCO3 to pH 4.5	270	J1	8.0	6.0	2.6	mg/L	1		2320B-2011	Total/NA

Client Sample ID: GW-TB-211 — Lab Sample ID: 410-31313-2

No Detections.

This Detection Summary does not include radiochemical test results.

Client Sample Results

Client: Sundance Consulting, Inc
Project/Site: KAFB Data Gap Well Installation

Job ID: 410-31313-1

Client Sample ID: GW250-211

Date Collected: 03/04/21 12:30
Date Received: 03/05/21 11:36

Lab Sample ID: 410-31313-1

Matrix: Water

Method: 8260C DOD - Volatile Organic Compounds (GC/MS)

Analyte	Result	Qualifier	LOQ	LOD	DL	Unit	D	Analyzed	Dil Fac
1,1,1,2-Tetrachloroethane	0.50	U	1.0	0.50	0.20	ug/L		03/12/21 23:25	1
1,1,1-Trichloroethane	0.50	U	1.0	0.50	0.30	ug/L		03/12/21 23:25	1
1,1,2,2-Tetrachloroethane	0.50	U M Q J1	1.0	0.50	0.20	ug/L		03/12/21 23:25	1
1,1,2-Trichloroethane	0.50	U M	1.0	0.50	0.20	ug/L		03/12/21 23:25	1
1,1-Dichloroethane	0.50	U	1.0	0.50	0.20	ug/L		03/12/21 23:25	1
1,1-Dichloroethene	0.50	U	1.0	0.50	0.20	ug/L		03/12/21 23:25	1
1,1-Dichloropropene	0.50	U	5.0	0.50	0.20	ug/L		03/12/21 23:25	1
1,2,3-Trichlorobenzene	1.0	U	5.0	1.0	0.40	ug/L		03/12/21 23:25	1
1,2,3-Trichloropropane	0.50	U M Q J1	5.0	0.50	0.20	ug/L		03/12/21 23:25	1
1,2,4-Trichlorobenzene	1.0	U	5.0	1.0	0.30	ug/L		03/12/21 23:25	1
1,2,4-Trimethylbenzene	**1.2**	**J**	5.0	2.0	1.0	ug/L		03/12/21 23:25	1
1,2-Dibromo-3-Chloropropane	1.0	U M	5.0	1.0	0.30	ug/L		03/12/21 23:25	1
1,2-Dichlorobenzene	0.50	U	5.0	0.50	0.20	ug/L		03/12/21 23:25	1
1,2-Dichloroethane	0.50	U M	1.0	0.50	0.30	ug/L		03/12/21 23:25	1
1,2-Dichloropropane	0.50	U	1.0	0.50	0.20	ug/L		03/12/21 23:25	1
1,3,5-Trimethylbenzene	1.0	U M	5.0	1.0	0.30	ug/L		03/12/21 23:25	1
1,3-Dichlorobenzene	0.50	U	5.0	0.50	0.20	ug/L		03/12/21 23:25	1
1,3-Dichloropropane	0.50	U	1.0	0.50	0.20	ug/L		03/12/21 23:25	1
1,4-Dichlorobenzene	0.50	U	5.0	0.50	0.20	ug/L		03/12/21 23:25	1
2,2-Dichloropropane	0.50	U	1.0	0.50	0.30	ug/L		03/12/21 23:25	1
2-Butanone	**14**		10	1.0	0.30	ug/L		03/12/21 23:25	1
2-Chlorotoluene	0.50	U M	5.0	0.50	0.20	ug/L		03/12/21 23:25	1
2-Hexanone	1.0	U M J1	10	1.0	0.30	ug/L		03/12/21 23:25	1
4-Chlorotoluene	0.50	U M	5.0	0.50	0.20	ug/L		03/12/21 23:25	1
4-Methyl-2-pentanone	**15**		10	1.0	0.50	ug/L		03/12/21 23:25	1
Acetone	**88**		20	2.0	0.70	ug/L		03/12/21 23:25	1
Acrolein	5.0	U	100	5.0	3.0	ug/L		03/12/21 23:25	1
Acrylonitrile	1.0	U	20	1.0	0.30	ug/L		03/12/21 23:25	1
Benzene	**8.1**	**Q**	1.0	0.50	0.20	ug/L		03/12/21 23:25	1
Bromobenzene	0.50	U	5.0	0.50	0.20	ug/L		03/12/21 23:25	1
Bromochloromethane	0.50	U	5.0	0.50	0.20	ug/L		03/12/21 23:25	1
Bromodichloromethane	0.50	U	1.0	0.50	0.20	ug/L		03/12/21 23:25	1
Bromoform	2.0	U	4.0	2.0	1.0	ug/L		03/12/21 23:25	1
Bromomethane	0.50	U	1.0	0.50	0.30	ug/L		03/12/21 23:25	1
Carbon disulfide	0.50	U Q	5.0	0.50	0.20	ug/L		03/12/21 23:25	1
Carbon tetrachloride	0.50	U	1.0	0.50	0.20	ug/L		03/12/21 23:25	1
Chlorobenzene	0.50	U	1.0	0.50	0.20	ug/L		03/12/21 23:25	1
Chloroethane	0.50	U	1.0	0.50	0.20	ug/L		03/12/21 23:25	1
Chloroform	0.50	U	1.0	0.50	0.20	ug/L		03/12/21 23:25	1
Chloromethane	0.50	U	1.0	0.50	0.20	ug/L		03/12/21 23:25	1
cis-1,2-Dichloroethene	0.50	U	1.0	0.50	0.20	ug/L		03/12/21 23:25	1
cis-1,3-Dichloropropene	0.50	U	1.0	0.50	0.20	ug/L		03/12/21 23:25	1
Dibromochloromethane	0.50	U	1.0	0.50	0.20	ug/L		03/12/21 23:25	1
Dibromomethane	0.50	U M	1.0	0.50	0.20	ug/L		03/12/21 23:25	1
Dichlorodifluoromethane	0.50	U Q	1.0	0.50	0.20	ug/L		03/12/21 23:25	1
Ethylbenzene	**1.6**		1.0	0.80	0.40	ug/L		03/12/21 23:25	1
Hexachlorobutadiene	4.0	U	5.0	4.0	2.0	ug/L		03/12/21 23:25	1
Isopropylbenzene	**12**		5.0	0.50	0.20	ug/L		03/12/21 23:25	1
Methyl tert-butyl ether	0.50	U	1.0	0.50	0.20	ug/L		03/12/21 23:25	1

Client Sample Results

Client: Sundance Consulting, Inc
Project/Site: KAFB Data Gap Well Installation

Job ID: 410-31313-1

Client Sample ID: GW250-211

Date Collected: 03/04/21 12:30
Date Received: 03/05/21 11:36

Lab Sample ID: 410-31313-1

Matrix: Water

Method: 8260C DOD - Volatile Organic Compounds (GC/MS) (Continued)

Analyte	Result	Qualifier	LOQ	LOD	DL	Unit	D	Analyzed	Dil Fac
Methylene Chloride	0.50	U	1.0	0.50	0.30	ug/L		03/12/21 23:25	1
Naphthalene	**2.9**	**J**	5.0	2.0	1.0	ug/L		03/12/21 23:25	1
N-Propylbenzene	**0.87**	**J Q**	5.0	0.50	0.20	ug/L		03/12/21 23:25	1
o-Xylene	**3.0**		1.0	0.80	0.40	ug/L		03/12/21 23:25	1
4-Isopropyltoluene	**14**		5.0	0.50	0.20	ug/L		03/12/21 23:25	1
sec-Butylbenzene	**1.1**	**J**	5.0	0.50	0.20	ug/L		03/12/21 23:25	1
Styrene	0.50	U	5.0	0.50	0.20	ug/L		03/12/21 23:25	1
tert-Butylbenzene	1.0	U J1	5.0	1.0	0.30	ug/L		03/12/21 23:25	1
Tetrachloroethene	0.50	U	1.0	0.50	0.20	ug/L		03/12/21 23:25	1
Toluene	**0.52**	**J**	1.0	0.50	0.20	ug/L		03/12/21 23:25	1
trans-1,2-Dichloroethene	0.50	U	1.0	0.50	0.20	ug/L		03/12/21 23:25	1
trans-1,3-Dichloropropene	0.50	U	1.0	0.50	0.20	ug/L		03/12/21 23:25	1
Trichloroethene	0.50	U M	1.0	0.50	0.20	ug/L		03/12/21 23:25	1
Trichlorofluoromethane	0.50	U	1.0	0.50	0.20	ug/L		03/12/21 23:25	1
Vinyl acetate	2.0	U	10	2.0	0.70	ug/L		03/12/21 23:25	1
Vinyl chloride	0.50	U	1.0	0.50	0.20	ug/L		03/12/21 23:25	1
Xylenes, Total	**3.0**	**J**	6.0	2.8	1.4	ug/L		03/12/21 23:25	1
n-Butylbenzene	**0.23**	**J**	5.0	0.50	0.20	ug/L		03/12/21 23:25	1
m&p-Xylene	2.0	U	5.0	2.0	1.0	ug/L		03/12/21 23:25	1
1,2-Dibromoethane (EDB)	0.50	U	1.0	0.50	0.20	ug/L		03/12/21 23:25	1

Surrogate	*%Recovery*	*Qualifier*	*Limits*	*Prepared*	*Analyzed*	*Dil Fac*
1,2-Dichloroethane-d4 (Surr)	*102*		*81 - 118*		*03/12/21 23:25*	*1*
4-Bromofluorobenzene (Surr)	*103*		*85 - 114*		*03/12/21 23:25*	*1*
Dibromofluoromethane (Surr)	*95*		*80 - 119*		*03/12/21 23:25*	*1*
Toluene-d8 (Surr)	*101*		*89 - 112*		*03/12/21 23:25*	*1*

Method: 8015D GRO - Gasoline Range Organics (GRO)

Analyte	Result	Qualifier	LOQ	LOD	DL	Unit	D	Analyzed	Dil Fac
GRO (1C)	**3900**	**M**	50	40	23	ug/L		03/10/21 08:36	1

Surrogate	*%Recovery*	*Qualifier*	*Limits*	*Prepared*	*Analyzed*	*Dil Fac*
a,a,a-Trifluorotoluene (fid) (1C)	*172*	*Q*	*63 - 135*		*03/10/21 08:36*	*1*

Method: 8011 - EDB, DBCP, and 1,2,3-TCP (GC)

Analyte	Result	Qualifier	LOQ	LOD	DL	Unit	D	Analyzed	Dil Fac
Ethylene Dibromide (2C)	0.019	U	0.029	0.019	0.0096	ug/L		03/11/21 13:15	1

Surrogate	*%Recovery*	*Qualifier*	*Limits*	*Prepared*	*Analyzed*	*Dil Fac*
1,1,2,2-Tetrachloroethane (1C)	*101*	*M*	*46 - 136*	*03/10/21 17:45*	*03/11/21 13:15*	*1*
1,1,2,2-Tetrachloroethane (2C)	*119*		*46 - 136*	*03/10/21 17:45*	*03/11/21 13:15*	*1*

Method: 8015D DRO - Diesel Range Organics (DRO) (GC)

Analyte	Result	Qualifier	LOQ	LOD	DL	Unit	D	Analyzed	Dil Fac
DRO (C10-C28) (1C)	**21000**	**D M B J1**	530	480	240	ug/L		03/12/21 22:26	5
ORO (>C28-C40) (1C)	**8200**	**D M**	530	480	240	ug/L		03/12/21 22:26	5

Surrogate	*%Recovery*	*Qualifier*	*Limits*	*Prepared*	*Analyzed*	*Dil Fac*
o- terphenyl (Surr) (1C)	*76*		*56 - 125*	*03/10/21 17:00*	*03/12/21 22:26*	*5*

Client Sample Results

Client: Sundance Consulting, Inc
Project/Site: KAFB Data Gap Well Installation

Job ID: 410-31313-1

Client Sample ID: GW250-211

Lab Sample ID: 410-31313-1
Matrix: Water
Date Collected: 03/04/21 12:30
Date Received: 03/05/21 11:36

Method: EPA 300.0 R2.1 - Anions, Ion Chromatography

Analyte	Result	Qualifier	LOQ	LOD	DL	Unit	D	Analyzed	Dil Fac
Bromide	2.0	U	2.5	2.0	1.3	mg/L		03/16/21 16:54	5
Sulfate	**6.0**	**D**	5.0	4.5	1.5	mg/L		03/16/21 16:54	5
Chloride	**12**	**D**	2.0	1.5	1.0	mg/L		03/16/21 16:54	5

Method: 6010C - Metals (ICP) - Total Recoverable

Analyte	Result	Qualifier	LOQ	LOD	DL	Unit	D	Analyzed	Dil Fac
Calcium	**75000**	**J1**	200	150	96	ug/L		03/10/21 13:42	1
Magnesium	**13000**	**J1**	100	75	40	ug/L		03/10/21 13:42	1
Potassium	**3700**		500	450	200	ug/L		03/10/21 13:42	1
Sodium	**31000**	**J1**	1000	500	240	ug/L		03/10/21 13:42	1

Method: 6010C - Metals (ICP) - Dissolved

Analyte	Result	Qualifier	LOQ	LOD	DL	Unit	D	Analyzed	Dil Fac
Iron	**960**		210	100	41	ug/L		03/10/21 09:39	1
Manganese	**2400**	**J1**	10	5.2	3.1	ug/L		03/10/21 09:39	1

Method: 6020A - Metals (ICP/MS) - Total Recoverable

Analyte	Result	Qualifier	LOQ	LOD	DL	Unit	D	Analyzed	Dil Fac
Arsenic	**1.5**	**J**	2.0	1.6	0.68	ug/L		03/08/21 11:25	1
Lead	**0.53**		0.50	0.25	0.071	ug/L		03/08/21 11:25	1

General Chemistry

Analyte	Result	Qualifier	LOQ	LOD	DL	Unit	D	Analyzed	Dil Fac
Carbonate Alkalinity as CaCO3	6.0	U	8.0	6.0	2.6	mg/L		03/09/21 20:06	1
Bicarbonate Alkalinity as CaCO3	**270**		8.0	6.0	2.6	mg/L		03/09/21 20:06	1
Total Alkalinity as CaCO3 to pH 4.5	**270**	**J1**	8.0	6.0	2.6	mg/L		03/09/21 20:06	1

Client Sample ID: GW-TB-211

Lab Sample ID: 410-31313-2
Matrix: Water
Date Collected: 03/04/21 12:30
Date Received: 03/05/21 11:36

Method: 8260C DOD - Volatile Organic Compounds (GC/MS)

Analyte	Result	Qualifier	LOQ	LOD	DL	Unit	D	Analyzed	Dil Fac
1,1,1,2-Tetrachloroethane	0.50	U	1.0	0.50	0.20	ug/L		03/12/21 22:19	1
1,1,1-Trichloroethane	0.50	U	1.0	0.50	0.30	ug/L		03/12/21 22:19	1
1,1,2,2-Tetrachloroethane	0.50	U Q	1.0	0.50	0.20	ug/L		03/12/21 22:19	1
1,1,2-Trichloroethane	0.50	U	1.0	0.50	0.20	ug/L		03/12/21 22:19	1
1,1-Dichloroethane	0.50	U	1.0	0.50	0.20	ug/L		03/12/21 22:19	1
1,1-Dichloroethene	0.50	U	1.0	0.50	0.20	ug/L		03/12/21 22:19	1
1,1-Dichloropropene	0.50	U	5.0	0.50	0.20	ug/L		03/12/21 22:19	1
1,2,3-Trichlorobenzene	1.0	U	5.0	1.0	0.40	ug/L		03/12/21 22:19	1
1,2,3-Trichloropropane	0.50	U Q	5.0	0.50	0.20	ug/L		03/12/21 22:19	1
1,2,4-Trichlorobenzene	1.0	U	5.0	1.0	0.30	ug/L		03/12/21 22:19	1
1,2,4-Trimethylbenzene	2.0	U	5.0	2.0	1.0	ug/L		03/12/21 22:19	1
1,2-Dibromo-3-Chloropropane	1.0	U	5.0	1.0	0.30	ug/L		03/12/21 22:19	1
1,2-Dichlorobenzene	0.50	U	5.0	0.50	0.20	ug/L		03/12/21 22:19	1
1,2-Dichloroethane	0.50	U	1.0	0.50	0.30	ug/L		03/12/21 22:19	1
1,2-Dichloropropane	0.50	U	1.0	0.50	0.20	ug/L		03/12/21 22:19	1
1,3,5-Trimethylbenzene	1.0	U	5.0	1.0	0.30	ug/L		03/12/21 22:19	1
1,3-Dichlorobenzene	0.50	U	5.0	0.50	0.20	ug/L		03/12/21 22:19	1
1,3-Dichloropropane	0.50	U	1.0	0.50	0.20	ug/L		03/12/21 22:19	1

Client Sample ID: GW-TB-211

Date Collected: 03/04/21 12:30
Date Received: 03/05/21 11:36

Lab Sample ID: 410-31313-2

Matrix: Water

Method: 8260C DOD - Volatile Organic Compounds (GC/MS) (Continued)

Analyte	Result	Qualifier	LOQ	LOD	DL	Unit	D	Analyzed	Dil Fac
1,4-Dichlorobenzene	0.50	U	5.0	0.50	0.20	ug/L		03/12/21 22:19	1
2,2-Dichloropropane	0.50	U	1.0	0.50	0.30	ug/L		03/12/21 22:19	1
2-Butanone	1.0	U	10	1.0	0.30	ug/L		03/12/21 22:19	1
2-Chlorotoluene	0.50	U	5.0	0.50	0.20	ug/L		03/12/21 22:19	1
2-Hexanone	1.0	U	10	1.0	0.30	ug/L		03/12/21 22:19	1
4-Chlorotoluene	0.50	U	5.0	0.50	0.20	ug/L		03/12/21 22:19	1
4-Methyl-2-pentanone	1.0	U	10	1.0	0.50	ug/L		03/12/21 22:19	1
Acetone	2.0	U	20	2.0	0.70	ug/L		03/12/21 22:19	1
Acrolein	5.0	U	100	5.0	3.0	ug/L		03/12/21 22:19	1
Acrylonitrile	1.0	U	20	1.0	0.30	ug/L		03/12/21 22:19	1
Benzene	0.50	U Q	1.0	0.50	0.20	ug/L		03/12/21 22:19	1
Bromobenzene	0.50	U	5.0	0.50	0.20	ug/L		03/12/21 22:19	1
Bromochloromethane	0.50	U	5.0	0.50	0.20	ug/L		03/12/21 22:19	1
Bromodichloromethane	0.50	U	1.0	0.50	0.20	ug/L		03/12/21 22:19	1
Bromoform	2.0	U	4.0	2.0	1.0	ug/L		03/12/21 22:19	1
Bromomethane	0.50	U	1.0	0.50	0.30	ug/L		03/12/21 22:19	1
Carbon disulfide	0.50	U Q	5.0	0.50	0.20	ug/L		03/12/21 22:19	1
Carbon tetrachloride	0.50	U	1.0	0.50	0.20	ug/L		03/12/21 22:19	1
Chlorobenzene	0.50	U	1.0	0.50	0.20	ug/L		03/12/21 22:19	1
Chloroethane	0.50	U	1.0	0.50	0.20	ug/L		03/12/21 22:19	1
Chloroform	0.50	U	1.0	0.50	0.20	ug/L		03/12/21 22:19	1
Chloromethane	0.50	U	1.0	0.50	0.20	ug/L		03/12/21 22:19	1
cis-1,2-Dichloroethene	0.50	U	1.0	0.50	0.20	ug/L		03/12/21 22:19	1
cis-1,3-Dichloropropene	0.50	U	1.0	0.50	0.20	ug/L		03/12/21 22:19	1
Dibromochloromethane	0.50	U	1.0	0.50	0.20	ug/L		03/12/21 22:19	1
Dibromomethane	0.50	U	1.0	0.50	0.20	ug/L		03/12/21 22:19	1
Dichlorodifluoromethane	0.50	U Q	1.0	0.50	0.20	ug/L		03/12/21 22:19	1
Ethylbenzene	0.80	U	1.0	0.80	0.40	ug/L		03/12/21 22:19	1
Hexachlorobutadiene	4.0	U	5.0	4.0	2.0	ug/L		03/12/21 22:19	1
Isopropylbenzene	0.50	U	5.0	0.50	0.20	ug/L		03/12/21 22:19	1
Methyl tert-butyl ether	0.50	U	1.0	0.50	0.20	ug/L		03/12/21 22:19	1
Methylene Chloride	0.50	U	1.0	0.50	0.30	ug/L		03/12/21 22:19	1
Naphthalene	2.0	U	5.0	2.0	1.0	ug/L		03/12/21 22:19	1
N-Propylbenzene	0.50	U Q	5.0	0.50	0.20	ug/L		03/12/21 22:19	1
o-Xylene	0.80	U	1.0	0.80	0.40	ug/L		03/12/21 22:19	1
4-Isopropyltoluene	0.50	U	5.0	0.50	0.20	ug/L		03/12/21 22:19	1
sec-Butylbenzene	0.50	U	5.0	0.50	0.20	ug/L		03/12/21 22:19	1
Styrene	0.50	U	5.0	0.50	0.20	ug/L		03/12/21 22:19	1
tert-Butylbenzene	1.0	U	5.0	1.0	0.30	ug/L		03/12/21 22:19	1
Tetrachloroethene	0.50	U	1.0	0.50	0.20	ug/L		03/12/21 22:19	1
Toluene	0.50	U	1.0	0.50	0.20	ug/L		03/12/21 22:19	1
trans-1,2-Dichloroethene	0.50	U	1.0	0.50	0.20	ug/L		03/12/21 22:19	1
trans-1,3-Dichloropropene	0.50	U	1.0	0.50	0.20	ug/L		03/12/21 22:19	1
Trichloroethene	0.50	U	1.0	0.50	0.20	ug/L		03/12/21 22:19	1
Trichlorofluoromethane	0.50	U	1.0	0.50	0.20	ug/L		03/12/21 22:19	1
Vinyl acetate	2.0	U	10	2.0	0.70	ug/L		03/12/21 22:19	1
Vinyl chloride	0.50	U	1.0	0.50	0.20	ug/L		03/12/21 22:19	1
Xylenes, Total	2.8	U	6.0	2.8	1.4	ug/L		03/12/21 22:19	1
n-Butylbenzene	0.50	U	5.0	0.50	0.20	ug/L		03/12/21 22:19	1

Client Sample ID: GW-TB-211

Lab Sample ID: 410-31313-2

Date Collected: 03/04/21 12:30

Matrix: Water

Date Received: 03/05/21 11:36

Method: 8260C DOD - Volatile Organic Compounds (GC/MS) (Continued)

Analyte	Result	Qualifier	LOQ	LOD	DL	Unit	D	Analyzed	Dil Fac
m&p-Xylene	2.0	U	5.0	2.0	1.0	ug/L		03/12/21 22:19	1
1,2-Dibromoethane (EDB)	0.50	U	1.0	0.50	0.20	ug/L		03/12/21 22:19	1

Surrogate	*%Recovery*	*Qualifier*	*Limits*	*Prepared*	*Analyzed*	*Dil Fac*
1,2-Dichloroethane-d4 (Surr)	*104*		*81 - 118*		*03/12/21 22:19*	*1*
4-Bromofluorobenzene (Surr)	*97*		*85 - 114*		*03/12/21 22:19*	*1*
Dibromofluoromethane (Surr)	*94*		*80 - 119*		*03/12/21 22:19*	*1*
Toluene-d8 (Surr)	*99*		*89 - 112*		*03/12/21 22:19*	*1*

Method: 8015D GRO - Gasoline Range Organics (GRO)

Analyte	Result	Qualifier	LOQ	LOD	DL	Unit	D	Analyzed	Dil Fac
GRO (1C)	40	U M	50	40	23	ug/L		03/10/21 08:12	1

Surrogate	*%Recovery*	*Qualifier*	*Limits*	*Prepared*	*Analyzed*	*Dil Fac*
a,a,a-Trifluorotoluene (fid) (1C)	*90*		*63 - 135*		*03/10/21 08:12*	*1*

Method: 8011 - EDB, DBCP, and 1,2,3-TCP (GC)

Analyte	Result	Qualifier	LOQ	LOD	DL	Unit	D	Analyzed	Dil Fac
Ethylene Dibromide (1C)	0.019	U Q	0.029	0.019	0.0095	ug/L		03/11/21 13:32	1

Surrogate	*%Recovery*	*Qualifier*	*Limits*	*Prepared*	*Analyzed*	*Dil Fac*
1,1,2,2-Tetrachloroethane (1C)	*118*		*46 - 136*	*03/10/21 17:45*	*03/11/21 13:32*	*1*
1,1,2,2-Tetrachloroethane (2C)	*108*		*46 - 136*	*03/10/21 17:45*	*03/11/21 13:32*	*1*

Surrogate Summary

Client: Sundance Consulting, Inc
Project/Site: KAFB Data Gap Well Installation

Job ID: 410-31313-1

Method: 8260C DOD - Volatile Organic Compounds (GC/MS)

Matrix: Water **Prep Type: Total/NA**

		Percent Surrogate Recovery (Acceptance Limits)			
		DCA	BFB	DBFM	TOL
Lab Sample ID	Client Sample ID	(81-118)	(85-114)	(80-119)	(89-112)
410-31313-1	GW250-211	102	103	95	101
410-31313-1 MS	GW250-211-MS	100	103	94	101
410-31313-1 MS	GW250-211-MS	102	102	93	100
410-31313-1 MSD	GW250-211-MSD	104	103	95	100
410-31313-1 MSD	GW250-211-MSD	102	103	93	101
410-31313-2	GW-TB-211	104	97	94	99
LCS 410-102825/5	Lab Control Sample	103	100	94	99
LCS 410-102825/6	Lab Control Sample	102	96	93	100
MB 410-102825/8	Method Blank	102	98	96	99

Surrogate Legend

DCA = 1,2-Dichloroethane-d4 (Surr)
BFB = 4-Bromofluorobenzene (Surr)
DBFM = Dibromofluoromethane (Surr)
TOL = Toluene-d8 (Surr)

Method: 8015D GRO - Gasoline Range Organics (GRO)

Matrix: Water **Prep Type: Total/NA**

		Percent Surrogate Recovery (Acceptance Limits)
		TFT-F1
Lab Sample ID	Client Sample ID	(63-135)
410-31313-1	GW250-211	172 Q
410-31313-1 MS	GW250-211-MS	169 Q
410-31313-1 MSD	GW250-211-MSD	169 Q
410-31313-2	GW-TB-211	90
LCS 410-101311/5	Lab Control Sample	91
LCSD 410-101311/6	Lab Control Sample Dup	90
MB 410-101311/4	Method Blank	91

Surrogate Legend

TFT-F = a,a,a-Trifluorotoluene (fid)

Method: 8011 - EDB, DBCP, and 1,2,3-TCP (GC)

Matrix: Water **Prep Type: Total/NA**

		Percent Surrogate Recovery (Acceptance Limits)	
		1122TCA1	1122TCA2
Lab Sample ID	Client Sample ID	(46-136)	(46-136)
410-31313-1	GW250-211	101 M	119
410-31313-1 MS	GW250-211-MS	97 M	118
410-31313-1 MSD	GW250-211-MSD	98 M	121
410-31313-2	GW-TB-211	118	108
LCS 410-101779/2-A	Lab Control Sample	98	93
LCSD 410-101779/3-A	Lab Control Sample Dup	103	97
MB 410-101779/1-A	Method Blank	107	100

Surrogate Legend

1122TCA = 1,1,2,2-Tetrachloroethane

Surrogate Summary

Client: Sundance Consulting, Inc
Job ID: 410-31313-1
Project/Site: KAFB Data Gap Well Installation

Method: 8015D DRO - Diesel Range Organics (DRO) (GC)

Matrix: Water **Prep Type: Total/NA**

		Percent Surrogate Recovery (Acceptance Limits)							
Lab Sample ID	**Client Sample ID**	**OTP1 (56-125)**							
410-31313-1	GW250-211	76							
410-31313-1 MS	GW250-211-MS	104							
410-31313-1 MSD	GW250-211-MSD	89							
LCS 410-101762/2-A	Lab Control Sample	73							
MB 410-101762/1-A	Method Blank	52 Q							

Surrogate Legend

OTP = o- terphenyl (Surr)

Method: 8260C DOD - Volatile Organic Compounds (GC/MS)

Lab Sample ID: MB 410-102825/8
Matrix: Water
Analysis Batch: 102825

Client Sample ID: Method Blank
Prep Type: Total/NA

Analyte	MB Result	MB Qualifier	LOQ	LOD	DL	Unit	D	Analyzed	Dil Fac
1,1,1,2-Tetrachloroethane	0.50	U	1.0	0.50	0.20	ug/L		03/12/21 21:57	1
1,1,1-Trichloroethane	0.50	U	1.0	0.50	0.30	ug/L		03/12/21 21:57	1
1,1,2,2-Tetrachloroethane	0.50	U	1.0	0.50	0.20	ug/L		03/12/21 21:57	1
1,1,2-Trichloroethane	0.50	U	1.0	0.50	0.20	ug/L		03/12/21 21:57	1
1,1-Dichloroethane	0.50	U	1.0	0.50	0.20	ug/L		03/12/21 21:57	1
1,1-Dichloroethene	0.50	U	1.0	0.50	0.20	ug/L		03/12/21 21:57	1
1,1-Dichloropropene	0.50	U	5.0	0.50	0.20	ug/L		03/12/21 21:57	1
1,2,3-Trichlorobenzene	1.0	U	5.0	1.0	0.40	ug/L		03/12/21 21:57	1
1,2,3-Trichloropropane	0.50	U	5.0	0.50	0.20	ug/L		03/12/21 21:57	1
1,2,4-Trichlorobenzene	1.0	U	5.0	1.0	0.30	ug/L		03/12/21 21:57	1
1,2,4-Trimethylbenzene	2.0	U	5.0	2.0	1.0	ug/L		03/12/21 21:57	1
1,2-Dibromo-3-Chloropropane	1.0	U	5.0	1.0	0.30	ug/L		03/12/21 21:57	1
1,2-Dichlorobenzene	0.50	U	5.0	0.50	0.20	ug/L		03/12/21 21:57	1
1,2-Dichloroethane	0.50	U	1.0	0.50	0.30	ug/L		03/12/21 21:57	1
1,2-Dichloropropane	0.50	U	1.0	0.50	0.20	ug/L		03/12/21 21:57	1
1,3,5-Trimethylbenzene	1.0	U	5.0	1.0	0.30	ug/L		03/12/21 21:57	1
1,3-Dichlorobenzene	0.50	U	5.0	0.50	0.20	ug/L		03/12/21 21:57	1
1,3-Dichloropropane	0.50	U	1.0	0.50	0.20	ug/L		03/12/21 21:57	1
1,4-Dichlorobenzene	0.50	U	5.0	0.50	0.20	ug/L		03/12/21 21:57	1
2,2-Dichloropropane	0.50	U	1.0	0.50	0.30	ug/L		03/12/21 21:57	1
2-Butanone	1.0	U	10	1.0	0.30	ug/L		03/12/21 21:57	1
2-Chlorotoluene	0.50	U	5.0	0.50	0.20	ug/L		03/12/21 21:57	1
2-Hexanone	1.0	U	10	1.0	0.30	ug/L		03/12/21 21:57	1
4-Chlorotoluene	0.50	U	5.0	0.50	0.20	ug/L		03/12/21 21:57	1
4-Methyl-2-pentanone	1.0	U	10	1.0	0.50	ug/L		03/12/21 21:57	1
Acetone	2.0	U	20	2.0	0.70	ug/L		03/12/21 21:57	1
Acrolein	5.0	U	100	5.0	3.0	ug/L		03/12/21 21:57	1
Acrylonitrile	1.0	U	20	1.0	0.30	ug/L		03/12/21 21:57	1
Benzene	0.50	U	1.0	0.50	0.20	ug/L		03/12/21 21:57	1
Bromobenzene	0.50	U	5.0	0.50	0.20	ug/L		03/12/21 21:57	1
Bromochloromethane	0.50	U	5.0	0.50	0.20	ug/L		03/12/21 21:57	1
Bromodichloromethane	0.50	U	1.0	0.50	0.20	ug/L		03/12/21 21:57	1
Bromoform	2.0	U	4.0	2.0	1.0	ug/L		03/12/21 21:57	1
Bromomethane	0.50	U	1.0	0.50	0.30	ug/L		03/12/21 21:57	1
Carbon disulfide	0.50	U	5.0	0.50	0.20	ug/L		03/12/21 21:57	1
Carbon tetrachloride	0.50	U	1.0	0.50	0.20	ug/L		03/12/21 21:57	1
Chlorobenzene	0.50	U	1.0	0.50	0.20	ug/L		03/12/21 21:57	1
Chloroethane	0.50	U	1.0	0.50	0.20	ug/L		03/12/21 21:57	1
Chloroform	0.50	U	1.0	0.50	0.20	ug/L		03/12/21 21:57	1
Chloromethane	0.50	U	1.0	0.50	0.20	ug/L		03/12/21 21:57	1
cis-1,2-Dichloroethene	0.50	U	1.0	0.50	0.20	ug/L		03/12/21 21:57	1
cis-1,3-Dichloropropene	0.50	U	1.0	0.50	0.20	ug/L		03/12/21 21:57	1
Dibromochloromethane	0.50	U	1.0	0.50	0.20	ug/L		03/12/21 21:57	1
Dibromomethane	0.50	U	1.0	0.50	0.20	ug/L		03/12/21 21:57	1
Dichlorodifluoromethane	0.50	U	1.0	0.50	0.20	ug/L		03/12/21 21:57	1
Ethylbenzene	0.80	U	1.0	0.80	0.40	ug/L		03/12/21 21:57	1
Hexachlorobutadiene	4.0	U	5.0	4.0	2.0	ug/L		03/12/21 21:57	1
Isopropylbenzene	0.50	U	5.0	0.50	0.20	ug/L		03/12/21 21:57	1

Method: 8260C DOD - Volatile Organic Compounds (GC/MS) (Continued)

Lab Sample ID: MB 410-102825/8
Matrix: Water
Analysis Batch: 102825

Client Sample ID: Method Blank
Prep Type: Total/NA

Analyte	MB Result	MB Qualifier	LOQ	LOD	DL	Unit	D	Analyzed	Dil Fac
Methyl tert-butyl ether	0.50	U	1.0	0.50	0.20	ug/L		03/12/21 21:57	1
Methylene Chloride	0.50	U	1.0	0.50	0.30	ug/L		03/12/21 21:57	1
Naphthalene	2.0	U	5.0	2.0	1.0	ug/L		03/12/21 21:57	1
N-Propylbenzene	0.50	U	5.0	0.50	0.20	ug/L		03/12/21 21:57	1
o-Xylene	0.80	U	1.0	0.80	0.40	ug/L		03/12/21 21:57	1
4-Isopropyltoluene	0.50	U	5.0	0.50	0.20	ug/L		03/12/21 21:57	1
sec-Butylbenzene	0.50	U	5.0	0.50	0.20	ug/L		03/12/21 21:57	1
Styrene	0.50	U	5.0	0.50	0.20	ug/L		03/12/21 21:57	1
tert-Butylbenzene	1.0	U	5.0	1.0	0.30	ug/L		03/12/21 21:57	1
Tetrachloroethene	0.50	U	1.0	0.50	0.20	ug/L		03/12/21 21:57	1
Toluene	0.50	U	1.0	0.50	0.20	ug/L		03/12/21 21:57	1
trans-1,2-Dichloroethene	0.50	U	1.0	0.50	0.20	ug/L		03/12/21 21:57	1
trans-1,3-Dichloropropene	0.50	U	1.0	0.50	0.20	ug/L		03/12/21 21:57	1
Trichloroethene	0.50	U	1.0	0.50	0.20	ug/L		03/12/21 21:57	1
Trichlorofluoromethane	0.50	U	1.0	0.50	0.20	ug/L		03/12/21 21:57	1
Vinyl acetate	2.0	U	10	2.0	0.70	ug/L		03/12/21 21:57	1
Vinyl chloride	0.50	U	1.0	0.50	0.20	ug/L		03/12/21 21:57	1
Xylenes, Total	2.8	U	6.0	2.8	1.4	ug/L		03/12/21 21:57	1
n-Butylbenzene	0.50	U	5.0	0.50	0.20	ug/L		03/12/21 21:57	1
m&p-Xylene	2.0	U	5.0	2.0	1.0	ug/L		03/12/21 21:57	1
1,2-Dibromoethane (EDB)	0.50	U	1.0	0.50	0.20	ug/L		03/12/21 21:57	1

Surrogate	*MB %Recovery*	*MB Qualifier*	*Limits*	*Prepared*	*Analyzed*	*Dil Fac*
1,2-Dichloroethane-d4 (Surr)	*102*		*81 - 118*		*03/12/21 21:57*	*1*
4-Bromofluorobenzene (Surr)	*98*		*85 - 114*		*03/12/21 21:57*	*1*
Dibromofluoromethane (Surr)	*96*		*80 - 119*		*03/12/21 21:57*	*1*
Toluene-d8 (Surr)	*99*		*89 - 112*		*03/12/21 21:57*	*1*

Lab Sample ID: LCS 410-102825/5
Matrix: Water
Analysis Batch: 102825

Client Sample ID: Lab Control Sample
Prep Type: Total/NA

Analyte	Spike Added	LCS Result	LCS Qualifier	Unit	D	%Rec	%Rec. Limits
1,1,1,2-Tetrachloroethane	20.0	17.9		ug/L		89	78 - 124
1,1,1-Trichloroethane	20.0	18.4		ug/L		92	74 - 131
1,1,2,2-Tetrachloroethane	20.0	21.4		ug/L		107	71 - 121
1,1,2-Trichloroethane	20.0	20.8		ug/L		104	80 - 119
1,1-Dichloroethane	20.0	20.1		ug/L		100	77 - 125
1,1-Dichloroethene	20.0	21.5		ug/L		107	71 - 131
1,1-Dichloropropene	20.0	20.2		ug/L		101	79 - 125
1,2,3-Trichlorobenzene	20.0	18.4		ug/L		92	69 - 129
1,2,3-Trichloropropane	20.0	20.3		ug/L		102	73 - 122
1,2,4-Trichlorobenzene	20.0	18.2		ug/L		91	69 - 130
1,2,4-Trimethylbenzene	20.0	20.4		ug/L		102	76 - 124
1,2-Dibromo-3-Chloropropane	20.0	18.0		ug/L		90	62 - 128
1,2-Dichlorobenzene	20.0	19.6		ug/L		98	80 - 119
1,2-Dichloroethane	20.0	17.7		ug/L		88	73 - 128
1,2-Dichloropropane	20.0	20.0		ug/L		100	78 - 122

Method: 8260C DOD - Volatile Organic Compounds (GC/MS) (Continued)

Lab Sample ID: LCS 410-102825/5
Matrix: Water
Analysis Batch: 102825

Client Sample ID: Lab Control Sample
Prep Type: Total/NA

Analyte	Spike Added	LCS Result	LCS Qualifier	Unit	D	%Rec	%Rec. Limits
1,3,5-Trimethylbenzene	20.0	20.2		ug/L		101	75 - 124
1,3-Dichlorobenzene	20.0	19.8		ug/L		99	80 - 119
1,3-Dichloropropane	20.0	19.8		ug/L		99	80 - 119
1,4-Dichlorobenzene	20.0	20.0		ug/L		100	79 - 118
2,2-Dichloropropane	20.0	16.1		ug/L		81	60 - 139
2-Butanone	150	137		ug/L		92	56 - 143
2-Chlorotoluene	20.0	19.8		ug/L		99	79 - 122
2-Hexanone	100	93.2		ug/L		93	57 - 139
4-Chlorotoluene	20.0	20.4		ug/L		102	78 - 122
4-Methyl-2-pentanone	100	92.1		ug/L		92	67 - 130
Acetone	150	154		ug/L		103	39 - 160
Acrolein	150	147		ug/L		98	39 - 155
Acrylonitrile	100	99.1		ug/L		99	63 - 135
Benzene	20.0	21.4		ug/L		107	42 - 138
Bromobenzene	20.0	19.6		ug/L		98	80 - 120
Bromochloromethane	20.0	18.5		ug/L		92	78 - 123
Bromodichloromethane	20.0	19.0		ug/L		95	79 - 125
Bromoform	20.0	16.7		ug/L		84	66 - 130
Bromomethane	20.0	16.4		ug/L		82	53 - 141
Carbon disulfide	20.0	21.6		ug/L		108	64 - 133
Carbon tetrachloride	20.0	17.0		ug/L		85	72 - 136
Chlorobenzene	20.0	20.4		ug/L		102	82 - 118
Chloroethane	20.0	16.8		ug/L		84	60 - 138
Chloroform	20.0	19.4		ug/L		97	79 - 124
Chloromethane	20.0	15.2		ug/L		76	50 - 139
cis-1,2-Dichloroethene	20.0	20.7		ug/L		104	78 - 123
cis-1,3-Dichloropropene	20.0	18.9		ug/L		94	75 - 124
Dibromochloromethane	20.0	18.4		ug/L		92	74 - 126
Dibromomethane	20.0	18.7		ug/L		93	79 - 123
Dichlorodifluoromethane	20.0	12.4	M	ug/L		62	32 - 152
Ethylbenzene	20.0	20.5		ug/L		103	79 - 121
Hexachlorobutadiene	20.0	16.3		ug/L		82	66 - 134
Isopropylbenzene	20.0	18.8		ug/L		94	72 - 131
Methyl tert-butyl ether	20.0	18.2		ug/L		91	71 - 124
Methylene Chloride	20.0	21.8		ug/L		109	74 - 124
Naphthalene	20.0	19.6		ug/L		98	61 - 128
N-Propylbenzene	20.0	21.0		ug/L		105	76 - 126
o-Xylene	20.0	18.3		ug/L		91	78 - 122
4-Isopropyltoluene	20.0	19.5		ug/L		97	77 - 127
sec-Butylbenzene	20.0	20.2		ug/L		101	77 - 126
Styrene	20.0	19.3		ug/L		96	78 - 123
tert-Butylbenzene	20.0	19.1		ug/L		95	78 - 124
Tetrachloroethene	20.0	18.4		ug/L		92	74 - 129
Toluene	20.0	20.6		ug/L		103	80 - 121
trans-1,2-Dichloroethene	20.0	21.2		ug/L		106	75 - 124
trans-1,3-Dichloropropene	20.0	18.9		ug/L		95	73 - 127
Trichloroethene	20.0	20.1		ug/L		101	79 - 123
Trichlorofluoromethane	20.0	14.8		ug/L		74	65 - 141
Vinyl chloride	20.0	16.0		ug/L		80	58 - 137

Method: 8260C DOD - Volatile Organic Compounds (GC/MS) (Continued)

Lab Sample ID: LCS 410-102825/5
Matrix: Water
Analysis Batch: 102825

Client Sample ID: Lab Control Sample
Prep Type: Total/NA

Analyte	Spike Added	LCS Result	LCS Qualifier	Unit	D	%Rec	%Rec. Limits
Xylenes, Total	60.0	58.8		ug/L		98	79 - 121
n-Butylbenzene	20.0	19.7		ug/L		98	75 - 128
m&p-Xylene	40.0	40.5		ug/L		101	80 - 121
1,2-Dibromoethane (EDB)	20.0	19.4		ug/L		97	77 - 121

Surrogate	*LCS %Recovery*	*LCS Qualifier*	*Limits*
1,2-Dichloroethane-d4 (Surr)	*103*		*81 - 118*
4-Bromofluorobenzene (Surr)	*100*		*85 - 114*
Dibromofluoromethane (Surr)	*94*		*80 - 119*
Toluene-d8 (Surr)	*99*		*89 - 112*

Lab Sample ID: LCS 410-102825/6
Matrix: Water
Analysis Batch: 102825

Client Sample ID: Lab Control Sample
Prep Type: Total/NA

Analyte	Spike Added	LCS Result	LCS Qualifier	Unit	D	%Rec	%Rec. Limits
Vinyl acetate	100	96.7		ug/L		97	54 - 146

Surrogate	*LCS %Recovery*	*LCS Qualifier*	*Limits*
1,2-Dichloroethane-d4 (Surr)	*102*		*81 - 118*
4-Bromofluorobenzene (Surr)	*96*		*85 - 114*
Dibromofluoromethane (Surr)	*93*		*80 - 119*
Toluene-d8 (Surr)	*100*		*89 - 112*

Lab Sample ID: 410-31313-1 MS
Matrix: Water
Analysis Batch: 102825

Client Sample ID: GW250-211-MS
Prep Type: Total/NA

Analyte	Sample Result	Sample Qualifier	Spike Added	MS Result	MS Qualifier	Unit	D	%Rec	%Rec. Limits
1,1,1,2-Tetrachloroethane	0.50	U	20.0	20.0		ug/L		100	78 - 124
1,1,1-Trichloroethane	0.50	U	20.0	21.0		ug/L		105	74 - 131
1,1,2,2-Tetrachloroethane	0.50	U M Q J1	20.0	34.2	J1	ug/L		171	71 - 121
1,1,2-Trichloroethane	0.50	U M	20.0	22.8		ug/L		114	80 - 119
1,1-Dichloroethane	0.50	U	20.0	22.7		ug/L		114	77 - 125
1,1-Dichloroethene	0.50	U	20.0	25.4		ug/L		127	71 - 131
1,1-Dichloropropene	0.50	U	20.0	23.4		ug/L		117	79 - 125
1,2,3-Trichlorobenzene	1.0	U	20.0	20.0		ug/L		100	69 - 129
1,2,3-Trichloropropane	0.50	U M Q J1	20.0	28.6	J1	ug/L		143	73 - 122
1,2,4-Trichlorobenzene	1.0	U	20.0	20.1		ug/L		101	69 - 130
1,2,4-Trimethylbenzene	1.2	J	20.0	24.8		ug/L		118	76 - 124
1,2-Dibromo-3-Chloropropane	1.0	U M	20.0	19.2		ug/L		96	62 - 128
1,2-Dichlorobenzene	0.50	U	20.0	21.9		ug/L		109	80 - 119
1,2-Dichloroethane	0.50	U M	20.0	19.1		ug/L		96	73 - 128
1,2-Dichloropropane	0.50	U	20.0	21.9		ug/L		109	78 - 122
1,3,5-Trimethylbenzene	1.0	U M	20.0	23.9		ug/L		119	75 - 124
1,3-Dichlorobenzene	0.50	U	20.0	22.4		ug/L		112	80 - 119
1,3-Dichloropropane	0.50	U	20.0	21.5		ug/L		107	80 - 119
1,4-Dichlorobenzene	0.50	U	20.0	22.2		ug/L		111	79 - 118

Method: 8260C DOD - Volatile Organic Compounds (GC/MS) (Continued)

Lab Sample ID: 410-31313-1 MS
Matrix: Water
Analysis Batch: 102825

Client Sample ID: GW250-211-MS
Prep Type: Total/NA

Analyte	Sample Result	Sample Qualifier	Spike Added	MS Result	MS Qualifier	Unit	D	%Rec	%Rec. Limits
2,2-Dichloropropane	0.50	U	20.0	18.8		ug/L		94	60 - 139
2-Butanone	14		150	150		ug/L		91	56 - 143
2-Chlorotoluene	0.50	U M	20.0	22.4		ug/L		112	79 - 122
2-Hexanone	1.0	U M J1	100	148	J1	ug/L		148	57 - 139
4-Chlorotoluene	0.50	U M	20.0	22.9		ug/L		114	78 - 122
4-Methyl-2-pentanone	15		100	111		ug/L		96	67 - 130
Acetone	88		150	275		ug/L		125	39 - 160
Acrolein	5.0	U	150	151		ug/L		100	39 - 155
Acrylonitrile	1.0	U	100	97.0		ug/L		97	63 - 135
Benzene	8.1	Q	20.0	31.9		ug/L		119	42 - 138
Bromobenzene	0.50	U	20.0	22.0		ug/L		110	80 - 120
Bromochloromethane	0.50	U	20.0	20.0		ug/L		100	78 - 123
Bromodichloromethane	0.50	U	20.0	21.1		ug/L		105	79 - 125
Bromoform	2.0	U	20.0	18.1		ug/L		90	66 - 130
Bromomethane	0.50	U	20.0	18.0		ug/L		90	53 - 141
Carbon disulfide	0.50	U Q	20.0	25.2		ug/L		126	64 - 133
Carbon tetrachloride	0.50	U	20.0	19.8		ug/L		99	72 - 136
Chlorobenzene	0.50	U	20.0	22.3		ug/L		112	82 - 118
Chloroethane	0.50	U	20.0	19.1		ug/L		95	60 - 138
Chloroform	0.50	U	20.0	21.8		ug/L		109	79 - 124
Chloromethane	0.50	U	20.0	17.6		ug/L		88	50 - 139
cis-1,2-Dichloroethene	0.50	U	20.0	22.5		ug/L		112	78 - 123
cis-1,3-Dichloropropene	0.50	U	20.0	20.7		ug/L		103	75 - 124
Dibromochloromethane	0.50	U	20.0	19.8		ug/L		99	74 - 126
Dibromomethane	0.50	U M	20.0	19.7		ug/L		98	79 - 123
Dichlorodifluoromethane	0.50	U Q	20.0	14.5	Q	ug/L		73	32 - 152
Ethylbenzene	1.6		20.0	24.8		ug/L		116	79 - 121
Hexachlorobutadiene	4.0	U	20.0	17.8		ug/L		89	66 - 134
Isopropylbenzene	12		20.0	33.5		ug/L		107	72 - 131
Methyl tert-butyl ether	0.50	U	20.0	19.1		ug/L		95	71 - 124
Methylene Chloride	0.50	U	20.0	24.0		ug/L		120	74 - 124
Naphthalene	2.9	J	20.0	24.6		ug/L		109	61 - 128
N-Propylbenzene	0.87	J Q	20.0	25.5		ug/L		123	76 - 126
o-Xylene	3.0		20.0	22.9		ug/L		100	78 - 122
4-Isopropyltoluene	14		20.0	37.0		ug/L		113	77 - 127
sec-Butylbenzene	1.1	J	20.0	25.1		ug/L		120	77 - 126
Styrene	0.50	U	20.0	22.1		ug/L		110	78 - 123
tert-Butylbenzene	1.0	U J1	20.0	24.5		ug/L		123	78 - 124
Tetrachloroethene	0.50	U	20.0	21.4		ug/L		107	74 - 129
Toluene	0.52	J	20.0	23.8		ug/L		117	80 - 121
trans-1,2-Dichloroethene	0.50	U	20.0	24.1		ug/L		120	75 - 124
trans-1,3-Dichloropropene	0.50	U	20.0	20.7		ug/L		104	73 - 127
Trichloroethene	0.50	U M	20.0	23.9		ug/L		119	79 - 123
Trichlorofluoromethane	0.50	U	20.0	17.4		ug/L		87	65 - 141
Vinyl chloride	0.50	U	20.0	19.1		ug/L		96	58 - 137
Xylenes, Total	3.0	J	60.0	68.7		ug/L		110	79 - 121
n-Butylbenzene	0.23	J	20.0	23.2		ug/L		115	75 - 128
m&p-Xylene	2.0	U	40.0	45.8		ug/L		115	80 - 121
1,2-Dibromoethane (EDB)	0.50	U	20.0	20.7		ug/L		104	77 - 121

Method: 8260C DOD - Volatile Organic Compounds (GC/MS) (Continued)

Surrogate	MS %Recovery	MS Qualifier	Limits
1,2-Dichloroethane-d4 (Surr)	100		81 - 118
4-Bromofluorobenzene (Surr)	103		85 - 114
Dibromofluoromethane (Surr)	94		80 - 119
Toluene-d8 (Surr)	101		89 - 112

Lab Sample ID: 410-31313-1 MS — **Client Sample ID: GW250-211-MS**
Matrix: Water — **Prep Type: Total/NA**
Analysis Batch: 102825

Analyte	Sample Result	Sample Qualifier	Spike Added	MS Result	MS Qualifier	Unit	D	%Rec	%Rec. Limits
Vinyl acetate	2.0	U	100	102		ug/L		102	54 - 146

Surrogate	MS %Recovery	MS Qualifier	Limits
1,2-Dichloroethane-d4 (Surr)	102		81 - 118
4-Bromofluorobenzene (Surr)	102		85 - 114
Dibromofluoromethane (Surr)	93		80 - 119
Toluene-d8 (Surr)	100		89 - 112

Lab Sample ID: 410-31313-1 MSD — **Client Sample ID: GW250-211-MSD**
Matrix: Water — **Prep Type: Total/NA**
Analysis Batch: 102825

Analyte	Sample Result	Sample Qualifier	Spike Added	MSD Result	MSD Qualifier	Unit	D	%Rec	%Rec. Limits	RPD	RPD Limit
1,1,1,2-Tetrachloroethane	0.50	U	20.0	20.4		ug/L		102	78 - 124	2	20
1,1,1-Trichloroethane	0.50	U	20.0	21.8		ug/L		109	74 - 131	4	20
1,1,2,2-Tetrachloroethane	0.50	U M Q J1	20.0	34.7	J1	ug/L		174	71 - 121	1	20
1,1,2-Trichloroethane	0.50	U M	20.0	23.3		ug/L		116	80 - 119	2	20
1,1-Dichloroethane	0.50	U	20.0	23.4		ug/L		117	77 - 125	3	20
1,1-Dichloroethene	0.50	U	20.0	25.6		ug/L		128	71 - 131	1	20
1,1-Dichloropropene	0.50	U	20.0	23.8		ug/L		119	79 - 125	2	20
1,2,3-Trichlorobenzene	1.0	U	20.0	20.8		ug/L		104	69 - 129	4	20
1,2,3-Trichloropropane	0.50	U M Q J1	20.0	29.3	J1	ug/L		147	73 - 122	3	20
1,2,4-Trichlorobenzene	1.0	U	20.0	20.7		ug/L		103	69 - 130	3	20
1,2,4-Trimethylbenzene	1.2	J	20.0	25.2		ug/L		120	76 - 124	1	20
1,2-Dibromo-3-Chloropropane	1.0	U M	20.0	19.7		ug/L		99	62 - 128	3	20
1,2-Dichlorobenzene	0.50	U	20.0	22.1		ug/L		111	80 - 119	1	20
1,2-Dichloroethane	0.50	U M	20.0	19.6		ug/L		98	73 - 128	3	20
1,2-Dichloropropane	0.50	U	20.0	22.9		ug/L		114	78 - 122	4	20
1,3,5-Trimethylbenzene	1.0	U M	20.0	24.3		ug/L		121	75 - 124	2	20
1,3-Dichlorobenzene	0.50	U	20.0	22.7		ug/L		114	80 - 119	2	20
1,3-Dichloropropane	0.50	U	20.0	22.0		ug/L		110	80 - 119	2	20
1,4-Dichlorobenzene	0.50	U	20.0	22.5		ug/L		113	79 - 118	1	20
2,2-Dichloropropane	0.50	U	20.0	19.9		ug/L		100	60 - 139	5	20
2-Butanone	14		150	152		ug/L		92	56 - 143	1	20
2-Chlorotoluene	0.50	U M	20.0	23.0		ug/L		115	79 - 122	2	20
2-Hexanone	1.0	U M J1	100	154	J1	ug/L		154	57 - 139	4	20
4-Chlorotoluene	0.50	U M	20.0	24.1		ug/L		120	78 - 122	5	20
4-Methyl-2-pentanone	15		100	114		ug/L		99	67 - 130	3	20
Acetone	88		150	271		ug/L		122	39 - 160	1	20
Acrolein	5.0	U	150	166		ug/L		111	39 - 155	10	20
Acrylonitrile	1.0	U	100	98.3		ug/L		98	63 - 135	1	20

Method: 8260C DOD - Volatile Organic Compounds (GC/MS) (Continued)

Lab Sample ID: 410-31313-1 MSD
Matrix: Water
Analysis Batch: 102825

Client Sample ID: GW250-211-MSD
Prep Type: Total/NA

Analyte	Sample Result	Sample Qualifier	Spike Added	MSD Result	MSD Qualifier	Unit	D	%Rec	%Rec. Limits	RPD	RPD Limit
Benzene	8.1	Q	20.0	33.0		ug/L		125	42 - 138	4	20
Bromobenzene	0.50	U	20.0	22.3		ug/L		112	80 - 120	2	20
Bromochloromethane	0.50	U	20.0	20.6		ug/L		103	78 - 123	3	20
Bromodichloromethane	0.50	U	20.0	21.6		ug/L		108	79 - 125	2	20
Bromoform	2.0	U	20.0	18.5		ug/L		92	66 - 130	2	20
Bromomethane	0.50	U	20.0	17.9		ug/L		90	53 - 141	1	20
Carbon disulfide	0.50	U Q	20.0	25.9		ug/L		129	64 - 133	2	20
Carbon tetrachloride	0.50	U	20.0	20.4		ug/L		102	72 - 136	3	20
Chlorobenzene	0.50	U	20.0	23.1		ug/L		116	82 - 118	3	20
Chloroethane	0.50	U	20.0	19.5		ug/L		98	60 - 138	2	20
Chloroform	0.50	U	20.0	22.4		ug/L		112	79 - 124	3	20
Chloromethane	0.50	U	20.0	17.7		ug/L		89	50 - 139	1	20
cis-1,2-Dichloroethene	0.50	U	20.0	23.8		ug/L		119	78 - 123	6	20
cis-1,3-Dichloropropene	0.50	U	20.0	21.4		ug/L		107	75 - 124	4	20
Dibromochloromethane	0.50	U	20.0	20.0		ug/L		100	74 - 126	1	20
Dibromomethane	0.50	U M	20.0	20.7		ug/L		104	79 - 123	5	20
Dichlorodifluoromethane	0.50	U Q	20.0	14.2	Q	ug/L		71	32 - 152	2	20
Ethylbenzene	1.6		20.0	25.7		ug/L		120	79 - 121	4	20
Hexachlorobutadiene	4.0	U	20.0	18.6		ug/L		93	66 - 134	4	20
Isopropylbenzene	12		20.0	34.6		ug/L		112	72 - 131	3	20
Methyl tert-butyl ether	0.50	U	20.0	19.8		ug/L		99	71 - 124	4	20
Methylene Chloride	0.50	U	20.0	24.5		ug/L		123	74 - 124	2	20
Naphthalene	2.9	J	20.0	25.5		ug/L		113	61 - 128	4	20
N-Propylbenzene	0.87	J Q	20.0	25.8		ug/L		125	76 - 126	1	20
o-Xylene	3.0		20.0	23.7		ug/L		104	78 - 122	3	20
4-Isopropyltoluene	14		20.0	37.7		ug/L		117	77 - 127	2	20
sec-Butylbenzene	1.1	J	20.0	25.6		ug/L		122	77 - 126	2	20
Styrene	0.50	U	20.0	23.0		ug/L		115	78 - 123	4	20
tert-Butylbenzene	1.0	U J1	20.0	25.3	J1	ug/L		126	78 - 124	3	20
Tetrachloroethene	0.50	U	20.0	21.8		ug/L		109	74 - 129	2	20
Toluene	0.52	J	20.0	24.5		ug/L		120	80 - 121	3	20
trans-1,2-Dichloroethene	0.50	U	20.0	24.7		ug/L		124	75 - 124	3	20
trans-1,3-Dichloropropene	0.50	U	20.0	21.2		ug/L		106	73 - 127	2	20
Trichloroethene	0.50	U M	20.0	24.2		ug/L		121	79 - 123	1	20
Trichlorofluoromethane	0.50	U	20.0	17.6		ug/L		88	65 - 141	1	20
Vinyl chloride	0.50	U	20.0	19.5		ug/L		98	58 - 137	2	20
Xylenes, Total	3.0	J	60.0	71.5		ug/L		114	79 - 121	4	20
n-Butylbenzene	0.23	J	20.0	23.8		ug/L		118	75 - 128	3	20
m&p-Xylene	2.0	U	40.0	47.8		ug/L		119	80 - 121	4	20
1,2-Dibromoethane (EDB)	0.50	U	20.0	21.4		ug/L		107	77 - 121	3	20

Surrogate	*MSD %Recovery*	*MSD Qualifier*	*Limits*
1,2-Dichloroethane-d4 (Surr)	*104*		*81 - 118*
4-Bromofluorobenzene (Surr)	*103*		*85 - 114*
Dibromofluoromethane (Surr)	*95*		*80 - 119*
Toluene-d8 (Surr)	*100*		*89 - 112*

Method: 8260C DOD - Volatile Organic Compounds (GC/MS) (Continued)

Lab Sample ID: 410-31313-1 MSD — **Client Sample ID: GW250-211-MSD**
Matrix: Water — **Prep Type: Total/NA**
Analysis Batch: 102825

Analyte	Sample Result	Sample Qualifier	Spike Added	MSD Result	MSD Qualifier	Unit	D	%Rec	%Rec. Limits	RPD	RPD Limit
Vinyl acetate	2.0	U	100	100		ug/L		100	54 - 146	1	20

Surrogate	*MSD %Recovery*	*MSD Qualifier*	*Limits*
1,2-Dichloroethane-d4 (Surr)	*102*		*81 - 118*
4-Bromofluorobenzene (Surr)	*103*		*85 - 114*
Dibromofluoromethane (Surr)	*93*		*80 - 119*
Toluene-d8 (Surr)	*101*		*89 - 112*

Method: 8015D GRO - Gasoline Range Organics (GRO)

Lab Sample ID: MB 410-101311/4 — **Client Sample ID: Method Blank**
Matrix: Water — **Prep Type: Total/NA**
Analysis Batch: 101311

Analyte	MB Result	MB Qualifier	LOQ	LOD	DL	Unit	D	Analyzed	Dil Fac
GRO (1C)	40	U M	50	40	23	ug/L		03/10/21 07:02	1

Surrogate	*MB %Recovery*	*MB Qualifier*	*Limits*	*Prepared*	*Analyzed*	*Dil Fac*
a,a,a-Trifluorotoluene (fid) (1C)	*91*		*63 - 135*		*03/10/21 07:02*	*1*

Lab Sample ID: LCS 410-101311/5 — **Client Sample ID: Lab Control Sample**
Matrix: Water — **Prep Type: Total/NA**
Analysis Batch: 101311

Analyte			Spike Added	LCS Result	LCS Qualifier	Unit	D	%Rec	%Rec. Limits		
GRO (1C)			1100	1130	M	ug/L		103	78 - 122		

Surrogate	*LCS %Recovery*	*LCS Qualifier*	*Limits*
a,a,a-Trifluorotoluene (fid) (1C)	*91*		*63 - 135*

Lab Sample ID: LCSD 410-101311/6 — **Client Sample ID: Lab Control Sample Dup**
Matrix: Water — **Prep Type: Total/NA**
Analysis Batch: 101311

Analyte			Spike Added	LCSD Result	LCSD Qualifier	Unit	D	%Rec	%Rec. Limits	RPD	RPD Limit
GRO (1C)			1100	1110	M	ug/L		101	78 - 122	2	20

Surrogate	*LCSD %Recovery*	*LCSD Qualifier*	*Limits*
a,a,a-Trifluorotoluene (fid) (1C)	*90*		*63 - 135*

Lab Sample ID: 410-31313-1 MS — **Client Sample ID: GW250-211-MS**
Matrix: Water — **Prep Type: Total/NA**
Analysis Batch: 101311

Analyte	Sample Result	Sample Qualifier	Spike Added	MS Result	MS Qualifier	Unit	D	%Rec	%Rec. Limits		
GRO (1C)	3900	M	1120	4950	M	ug/L		98	78 - 122		

Method: 8015D GRO - Gasoline Range Organics (GRO) (Continued)

Lab Sample ID: 410-31313-1 MS
Matrix: Water
Analysis Batch: 101311

Client Sample ID: GW250-211-MS
Prep Type: Total/NA

Surrogate	*MS %Recovery*	*MS Qualifier*	*Limits*
a,a,a-Trifluorotoluene (fid) (1C)	*169*	*Q*	*63 - 135*

Lab Sample ID: 410-31313-1 MSD
Matrix: Water
Analysis Batch: 101311

Client Sample ID: GW250-211-MSD
Prep Type: Total/NA

Analyte	Sample Result	Sample Qualifier	Spike Added	MSD Result	MSD Qualifier	Unit	D	%Rec	%Rec. Limits	RPD	RPD Limit
GRO (1C)	3900	M	1120	5050	M	ug/L		106	78 - 122	2	20

Surrogate	*MSD %Recovery*	*MSD Qualifier*	*Limits*
a,a,a-Trifluorotoluene (fid) (1C)	*169*	*Q*	*63 - 135*

Method: 8011 - EDB, DBCP, and 1,2,3-TCP (GC)

Lab Sample ID: MB 410-101779/1-A
Matrix: Water
Analysis Batch: 101945

Client Sample ID: Method Blank
Prep Type: Total/NA
Prep Batch: 101779

Analyte	MB Result	MB Qualifier	LOQ	LOD	DL	Unit	D	Analyzed	Dil Fac
Ethylene Dibromide (1C)	0.020	U	0.030	0.020	0.010	ug/L		03/11/21 07:53	1

Surrogate	*MB %Recovery*	*MB Qualifier*	*Limits*	*Prepared*	*Analyzed*	*Dil Fac*
1,1,2,2-Tetrachloroethane (1C)	*107*		*46 - 136*	*03/10/21 17:45*	*03/11/21 07:53*	*1*
1,1,2,2-Tetrachloroethane (2C)	*100*		*46 - 136*	*03/10/21 17:45*	*03/11/21 07:53*	*1*

Lab Sample ID: LCS 410-101779/2-A
Matrix: Water
Analysis Batch: 101945

Client Sample ID: Lab Control Sample
Prep Type: Total/NA
Prep Batch: 101779

Analyte			Spike Added	LCS Result	LCS Qualifier	Unit	D	%Rec	%Rec. Limits		
Ethylene Dibromide (1C)			0.128	0.150		ug/L		117	60 - 140		

Surrogate	*LCS %Recovery*	*LCS Qualifier*	*Limits*
1,1,2,2-Tetrachloroethane (1C)	*98*		*46 - 136*
1,1,2,2-Tetrachloroethane (2C)	*93*		*46 - 136*

Lab Sample ID: LCSD 410-101779/3-A
Matrix: Water
Analysis Batch: 101945

Client Sample ID: Lab Control Sample Dup
Prep Type: Total/NA
Prep Batch: 101779

Analyte			Spike Added	LCSD Result	LCSD Qualifier	Unit	D	%Rec	%Rec. Limits	RPD	RPD Limit
Ethylene Dibromide (1C)			0.128	0.149		ug/L		116	60 - 140	1	20

Surrogate	*LCSD %Recovery*	*LCSD Qualifier*	*Limits*
1,1,2,2-Tetrachloroethane (1C)	*103*		*46 - 136*
1,1,2,2-Tetrachloroethane (2C)	*97*		*46 - 136*

Method: 8011 - EDB, DBCP, and 1,2,3-TCP (GC) (Continued)

Lab Sample ID: 410-31313-1 MS — **Client Sample ID: GW250-211-MS**
Matrix: Water — **Prep Type: Total/NA**
Analysis Batch: 101945 — **Prep Batch: 101779**

Analyte	Sample Result	Sample Qualifier	Spike Added	MS Result	MS Qualifier	Unit	D	%Rec	%Rec. Limits
Ethylene Dibromide (2C)	0.019	U	0.124	0.151	M	ug/L		122	60 - 140

Surrogate	*MS %Recovery*	*MS Qualifier*	*Limits*
1,1,2,2-Tetrachloroethane (1C)	*97*	*M*	*46 - 136*
1,1,2,2-Tetrachloroethane (2C)	*118*		*46 - 136*

Lab Sample ID: 410-31313-1 MSD — **Client Sample ID: GW250-211-MSD**
Matrix: Water — **Prep Type: Total/NA**
Analysis Batch: 101945 — **Prep Batch: 101779**

Analyte	Sample Result	Sample Qualifier	Spike Added	MSD Result	MSD Qualifier	Unit	D	%Rec	%Rec. Limits	RPD	RPD Limit
Ethylene Dibromide (2C)	0.019	U	0.122	0.144	M	ug/L		118	60 - 140	5	20

Surrogate	*MSD %Recovery*	*MSD Qualifier*	*Limits*
1,1,2,2-Tetrachloroethane (1C)	*98*	*M*	*46 - 136*
1,1,2,2-Tetrachloroethane (2C)	*121*		*46 - 136*

Method: 8015D DRO - Diesel Range Organics (DRO) (GC)

Lab Sample ID: MB 410-101762/1-A — **Client Sample ID: Method Blank**
Matrix: Water — **Prep Type: Total/NA**
Analysis Batch: 101804 — **Prep Batch: 101762**

Analyte	MB Result	MB Qualifier	LOQ	LOD	DL	Unit	D	Analyzed	Dil Fac
DRO (C10-C28) (1C)	233	M	100	90	45	ug/L		03/11/21 17:41	1
ORO (>C28-C40) (1C)	90	U M	100	90	45	ug/L		03/11/21 17:41	1

Surrogate	*MB %Recovery*	*MB Qualifier*	*Limits*	*Prepared*	*Analyzed*	*Dil Fac*
o- terphenyl (Surr) (1C)	*52*	*Q*	*56 - 125*	*03/10/21 17:00*	*03/11/21 17:41*	*1*

Lab Sample ID: LCS 410-101762/2-A — **Client Sample ID: Lab Control Sample**
Matrix: Water — **Prep Type: Total/NA**
Analysis Batch: 101804 — **Prep Batch: 101762**

Analyte			Spike Added	LCS Result	LCS Qualifier	Unit	D	%Rec	%Rec. Limits
DRO (C10-C28) (1C)			602	527	M	ug/L		88	36 - 132

Surrogate	*LCS %Recovery*	*LCS Qualifier*	*Limits*
o- terphenyl (Surr) (1C)	*73*		*56 - 125*

Lab Sample ID: 410-31313-1 MS — **Client Sample ID: GW250-211-MS**
Matrix: Water — **Prep Type: Total/NA**
Analysis Batch: 102598 — **Prep Batch: 101762**

Analyte	Sample Result	Sample Qualifier	Spike Added	MS Result	MS Qualifier	Unit	D	%Rec	%Rec. Limits
DRO (C10-C28) (1C)	21000	D M B J1	632	30700	D M 4	ug/L		1472	38 - 132

Method: 8015D DRO - Diesel Range Organics (DRO) (GC) (Continued)

Lab Sample ID: 410-31313-1 MS
Matrix: Water
Analysis Batch: 102598

Client Sample ID: GW250-211-MS
Prep Type: Total/NA
Prep Batch: 101762

Surrogate	*MS %Recovery*	*MS Qualifier*	*Limits*
o- terphenyl (Surr) (1C)	*104*		*56 - 125*

Lab Sample ID: 410-31313-1 MSD
Matrix: Water
Analysis Batch: 102598

Client Sample ID: GW250-211-MSD
Prep Type: Total/NA
Prep Batch: 101762

Analyte	Sample Result	Sample Qualifier	Spike Added	MSD Result	MSD Qualifier	Unit	D	%Rec	%Rec. Limits	RPD	RPD Limit
DRO (C10-C28) (1C)	21000	D M B J1	626	26700	D M 4	ug/L		840	38 - 132	14	20

Surrogate	*MSD %Recovery*	*MSD Qualifier*	*Limits*
o- terphenyl (Surr) (1C)	*89*		*56 - 125*

Method: EPA 300.0 R2.1 - Anions, Ion Chromatography

Lab Sample ID: MB 410-101794/4
Matrix: Water
Analysis Batch: 101794

Client Sample ID: Method Blank
Prep Type: Total/NA

Analyte	MB Result	MB Qualifier	LOQ	LOD	DL	Unit	D	Analyzed	Dil Fac
Bromide	0.40	U M	0.50	0.40	0.25	mg/L		03/10/21 14:07	1
Sulfate	0.90	U	1.0	0.90	0.30	mg/L		03/10/21 14:07	1
Chloride	0.30	U M	0.40	0.30	0.20	mg/L		03/10/21 14:07	1

Lab Sample ID: LCS 410-101794/3
Matrix: Water
Analysis Batch: 101794

Client Sample ID: Lab Control Sample
Prep Type: Total/NA

Analyte	Spike Added	LCS Result	LCS Qualifier	Unit	D	%Rec	%Rec. Limits
Bromide	7.49	7.62		mg/L		102	90 - 110
Sulfate	7.50	7.84		mg/L		105	90 - 110
Chloride	3.00	3.03		mg/L		101	90 - 110

Lab Sample ID: 410-31313-1 MS
Matrix: Water
Analysis Batch: 101794

Client Sample ID: GW250-211-MS
Prep Type: Total/NA

Analyte	Sample Result	Sample Qualifier	Spike Added	MS Result	MS Qualifier	Unit	D	%Rec	%Rec. Limits
Bromide	2.0	U	25.0	25.3	D	mg/L		101	90 - 110
Sulfate	6.0	D	25.0	32.7	D	mg/L		106	90 - 110
Chloride	12	D	10.0	22.6	D	mg/L		108	90 - 110

Lab Sample ID: MB 410-103819/4
Matrix: Water
Analysis Batch: 103819

Client Sample ID: Method Blank
Prep Type: Total/NA

Analyte	MB Result	MB Qualifier	LOQ	LOD	DL	Unit	D	Analyzed	Dil Fac
Bromide	0.40	U	0.50	0.40	0.25	mg/L		03/16/21 15:16	1
Sulfate	0.90	U	1.0	0.90	0.30	mg/L		03/16/21 15:16	1
Chloride	0.30	U	0.40	0.30	0.20	mg/L		03/16/21 15:16	1

Method: EPA 300.0 R2.1 - Anions, Ion Chromatography (Continued)

Lab Sample ID: LCS 410-103819/3
Matrix: Water
Analysis Batch: 103819

Client Sample ID: Lab Control Sample
Prep Type: Total/NA

Analyte			Spike Added	LCS Result	LCS Qualifier	Unit	D	%Rec	%Rec. Limits		
Bromide			7.49	7.76		mg/L		104	90 - 110		
Sulfate			7.50	7.69		mg/L		102	90 - 110		
Chloride			3.00	3.02		mg/L		101	90 - 110		

Lab Sample ID: 410-31313-1 MS
Matrix: Water
Analysis Batch: 103819

Client Sample ID: GW250-211
Prep Type: Total/NA

Analyte	Sample Result	Sample Qualifier	Spike Added	MS Result	MS Qualifier	Unit	D	%Rec	%Rec. Limits		
Bromide	2.0	U	25.0	25.3	D	mg/L		101	90 - 110		
Sulfate	6.0	D	25.0	30.5	D	mg/L		98	90 - 110		
Chloride	12	D	10.0	21.7	D	mg/L		99	90 - 110		

Lab Sample ID: 410-31313-1 MSD
Matrix: Water
Analysis Batch: 103819

Client Sample ID: GW250-211-MSD
Prep Type: Total/NA

Analyte	Sample Result	Sample Qualifier	Spike Added	MSD Result	MSD Qualifier	Unit	D	%Rec	%Rec. Limits	RPD	RPD Limit
Bromide	2.0	U	25.0	25.2	D	mg/L		101	90 - 110	0	20
Sulfate	6.0	D	25.0	30.4	D	mg/L		97	90 - 110	0	20
Chloride	12	D	10.0	21.6	D	mg/L		98	90 - 110	0	20

Lab Sample ID: 410-31313-1 DU
Matrix: Water
Analysis Batch: 103819

Client Sample ID: GW250-211
Prep Type: Total/NA

Analyte	Sample Result	Sample Qualifier		DU Result	DU Qualifier	Unit	D			RPD	RPD Limit
Bromide	2.0	U		2.0	U	mg/L				NC	15
Sulfate	6.0	D		5.78	D	mg/L				4	15
Chloride	12	D		11.4	D	mg/L				3	15

Method: 6010C - Metals (ICP)

Lab Sample ID: MB 410-100807/1-A
Matrix: Water
Analysis Batch: 101617

Client Sample ID: Method Blank
Prep Type: Total/NA
Prep Batch: 100807

Analyte	MB Result	MB Qualifier	LOQ	LOD	DL	Unit	D	Analyzed	Dil Fac
Iron	100	U	210	100	41	ug/L		03/10/21 09:33	1
Manganese	5.2	U	10	5.2	3.1	ug/L		03/10/21 09:33	1

Lab Sample ID: LCS 410-100807/2-A
Matrix: Water
Analysis Batch: 101617

Client Sample ID: Lab Control Sample
Prep Type: Total/NA
Prep Batch: 100807

Analyte			Spike Added	LCS Result	LCS Qualifier	Unit	D	%Rec	%Rec. Limits		
Iron			400	394		ug/L		98	87 - 115		
Manganese			20.0	20.5		ug/L		102	90 - 114		

Method: 6010C - Metals (ICP) (Continued)

Lab Sample ID: MB 410-100482/1-A
Matrix: Water
Analysis Batch: 101728

Client Sample ID: Method Blank
Prep Type: Total Recoverable
Prep Batch: 100482

Analyte	MB Result	MB Qualifier	LOQ	LOD	DL	Unit	D	Analyzed	Dil Fac
Calcium	150	U	200	150	96	ug/L		03/10/21 13:36	1
Magnesium	75	U	100	75	40	ug/L		03/10/21 13:36	1
Potassium	450	U	500	450	200	ug/L		03/10/21 13:36	1
Sodium	500	U	1000	500	240	ug/L		03/10/21 13:36	1

Lab Sample ID: LCS 410-100482/2-A
Matrix: Water
Analysis Batch: 101728

Client Sample ID: Lab Control Sample
Prep Type: Total Recoverable
Prep Batch: 100482

Analyte	Spike Added	LCS Result	LCS Qualifier	Unit	D	%Rec	%Rec. Limits
Calcium	400	410		ug/L		102	87 - 113
Magnesium	200	201		ug/L		100	85 - 113
Potassium	6000	5720		ug/L		95	86 - 114
Sodium	2000	2060		ug/L		103	87 - 115

Lab Sample ID: 410-31313-1 MS
Matrix: Water
Analysis Batch: 101728

Client Sample ID: GW250-211-MS
Prep Type: Total Recoverable
Prep Batch: 100482

Analyte	Sample Result	Sample Qualifier	Spike Added	MS Result	MS Qualifier	Unit	D	%Rec	%Rec. Limits
Calcium	75000	J1	400	75900	4	ug/L		127	87 - 113
Magnesium	13000	J1	200	12800	4	ug/L		143	85 - 113
Potassium	3700		6000	9670		ug/L		99	86 - 114
Sodium	31000	J1	2000	32700	4	ug/L		104	87 - 115

Lab Sample ID: 410-31313-1 MSD
Matrix: Water
Analysis Batch: 101728

Client Sample ID: GW250-211-MSD
Prep Type: Total Recoverable
Prep Batch: 100482

Analyte	Sample Result	Sample Qualifier	Spike Added	MSD Result	MSD Qualifier	Unit	D	%Rec	%Rec. Limits	RPD	RPD Limit
Calcium	75000	J1	400	77500	4	ug/L		520	87 - 113	2	20
Magnesium	13000	J1	200	13100	4	ug/L		287	85 - 113	2	20
Potassium	3700		6000	9840		ug/L		102	86 - 114	2	20
Sodium	31000	J1	2000	33400	4	ug/L		139	87 - 115	2	20

Lab Sample ID: 410-31313-1 DU
Matrix: Water
Analysis Batch: 101728

Client Sample ID: GW250-211-DUP
Prep Type: Total Recoverable
Prep Batch: 100482

Analyte	Sample Result	Sample Qualifier	DU Result	DU Qualifier	Unit	D	RPD	RPD Limit
Calcium	75000	J1	78800		ug/L		4	20
Magnesium	13000	J1	13200		ug/L		5	20
Potassium	3700		3840		ug/L		3	20
Sodium	31000	J1	32000		ug/L		4	20

Method: 6010C - Metals (ICP) (Continued)

Lab Sample ID: 410-31313-1 MS — **Client Sample ID: GW250-211-MS**
Matrix: Water — **Prep Type: Dissolved**
Analysis Batch: 101617 — **Prep Batch: 100807**

Analyte	Sample Result	Sample Qualifier	Spike Added	MS Result	MS Qualifier	Unit	D	%Rec	%Rec. Limits		
Iron	960		400	1400		ug/L		109	87 - 115		
Manganese	2400	J1	20.0	2340	4	ug/L		-75	90 - 114		

Lab Sample ID: 410-31313-1 MSD — **Client Sample ID: GW250-211-MSD**
Matrix: Water — **Prep Type: Dissolved**
Analysis Batch: 101617 — **Prep Batch: 100807**

Analyte	Sample Result	Sample Qualifier	Spike Added	MSD Result	MSD Qualifier	Unit	D	%Rec	%Rec. Limits	RPD	RPD Limit
Iron	960		400	1380		ug/L		105	87 - 115	1	20
Manganese	2400	J1	20.0	2330	4	ug/L		-114	90 - 114	0	20

Lab Sample ID: 410-31313-1 DU — **Client Sample ID: GW250-211-DUP**
Matrix: Water — **Prep Type: Dissolved**
Analysis Batch: 101617 — **Prep Batch: 100807**

Analyte	Sample Result	Sample Qualifier		DU Result	DU Qualifier	Unit	D			RPD	RPD Limit
Iron	960			988		ug/L				3	20
Manganese	2400	J1		2330		ug/L				0.9	20

Method: 6020A - Metals (ICP/MS)

Lab Sample ID: MB 410-100467/1-A — **Client Sample ID: Method Blank**
Matrix: Water — **Prep Type: Total Recoverable**
Analysis Batch: 101012 — **Prep Batch: 100467**

Analyte	MB Result	MB Qualifier	LOQ	LOD	DL	Unit	D	Analyzed	Dil Fac
Arsenic	1.6	U	2.0	1.6	0.68	ug/L		03/08/21 11:20	1
Lead	0.25	U	0.50	0.25	0.071	ug/L		03/08/21 11:20	1

Lab Sample ID: LCS 410-100467/2-A — **Client Sample ID: Lab Control Sample**
Matrix: Water — **Prep Type: Total Recoverable**
Analysis Batch: 101012 — **Prep Batch: 100467**

Analyte			Spike Added	LCS Result	LCS Qualifier	Unit	D	%Rec	%Rec. Limits		
Arsenic			60.0	60.0		ug/L		100	84 - 116		
Lead			30.0	30.9		ug/L		103	88 - 115		

Lab Sample ID: 410-31313-1 MS — **Client Sample ID: GW250-211-MS**
Matrix: Water — **Prep Type: Total Recoverable**
Analysis Batch: 101012 — **Prep Batch: 100467**

Analyte	Sample Result	Sample Qualifier	Spike Added	MS Result	MS Qualifier	Unit	D	%Rec	%Rec. Limits		
Arsenic	1.5	J	60.0	62.0		ug/L		101	84 - 116		
Lead	0.53		30.0	30.9		ug/L		101	88 - 115		

Method: 6020A - Metals (ICP/MS) (Continued)

Lab Sample ID: 410-31313-1 MSD — **Client Sample ID: GW250-211-MSD**
Matrix: Water — **Prep Type: Total Recoverable**
Analysis Batch: 101012 — **Prep Batch: 100467**

Analyte	Sample Result	Sample Qualifier	Spike Added	MSD Result	MSD Qualifier	Unit	D	%Rec	%Rec. Limits	RPD	RPD Limit
Arsenic	1.5	J	60.0	66.7		ug/L		109	84 - 116	7	20
Lead	0.53		30.0	32.5		ug/L		106	88 - 115	5	20

Lab Sample ID: 410-31313-1 DU — **Client Sample ID: GW250-211-DUP**
Matrix: Water — **Prep Type: Total Recoverable**
Analysis Batch: 101012 — **Prep Batch: 100467**

Analyte	Sample Result	Sample Qualifier		DU Result	DU Qualifier	Unit	D			RPD	RPD Limit
Arsenic	1.5	J		1.47	J	ug/L				0.07	20
Lead	0.53			0.502		ug/L				6	20

Method: 2320B-2011 - Alkalinity, Total

Lab Sample ID: MB 410-101709/17 — **Client Sample ID: Method Blank**
Matrix: Water — **Prep Type: Total/NA**
Analysis Batch: 101709

Analyte	MB Result	MB Qualifier	LOQ	LOD	DL	Unit	D	Analyzed	Dil Fac
Carbonate Alkalinity as CaCO3	6.0	U	8.0	6.0	2.6	mg/L		03/09/21 19:52	1
Bicarbonate Alkalinity as CaCO3	6.0	U	8.0	6.0	2.6	mg/L		03/09/21 19:52	1
Total Alkalinity as CaCO3 to pH 4.5	6.0	U	8.0	6.0	2.6	mg/L		03/09/21 19:52	1

Lab Sample ID: LCS 410-101709/18 — **Client Sample ID: Lab Control Sample**
Matrix: Water — **Prep Type: Total/NA**
Analysis Batch: 101709

Analyte			Spike Added	LCS Result	LCS Qualifier	Unit	D	%Rec	%Rec. Limits		
Total Alkalinity as CaCO3 to pH 4.5			189	162		mg/L		86	82 - 106		

Lab Sample ID: 410-31313-1 MS — **Client Sample ID: GW250-211-MS**
Matrix: Water — **Prep Type: Total/NA**
Analysis Batch: 101709

Analyte	Sample Result	Sample Qualifier	Spike Added	MS Result	MS Qualifier	Unit	D	%Rec	%Rec. Limits		
Total Alkalinity as CaCO3 to pH 4.5	270	J1	189	301	J1	mg/L		15	82 - 106		

Lab Sample ID: 410-31313-1 MSD — **Client Sample ID: GW250-211-MSD**
Matrix: Water — **Prep Type: Total/NA**
Analysis Batch: 101709

Analyte	Sample Result	Sample Qualifier	Spike Added	MSD Result	MSD Qualifier	Unit	D	%Rec	%Rec. Limits	RPD	RPD Limit
Total Alkalinity as CaCO3 to pH 4.5	270	J1	189	297	J1	mg/L		13	82 - 106	1	10

Method: 2320B-2011 - Alkalinity, Total (Continued)

Lab Sample ID: 410-31313-1 DU
Matrix: Water
Analysis Batch: 101709

Client Sample ID: GW250-211
Prep Type: Total/NA

Analyte	Sample Result	Sample Qualifier		DU Result	DU Qualifier	Unit	D			RPD	RPD Limit
Total Alkalinity as CaCO3 to pH 4.5	270	J1		280		mg/L				3	5

QC Association Summary

Client: Sundance Consulting, Inc
Project/Site: KAFB Data Gap Well Installation

Job ID: 410-31313-1

GC/MS VOA

Analysis Batch: 102825

Lab Sample ID	Client Sample ID	Prep Type	Matrix	Method	Prep Batch
410-31313-1	GW250-211	Total/NA	Water	8260C DOD	
410-31313-2	GW-TB-211	Total/NA	Water	8260C DOD	
MB 410-102825/8	Method Blank	Total/NA	Water	8260C DOD	
LCS 410-102825/5	Lab Control Sample	Total/NA	Water	8260C DOD	
LCS 410-102825/6	Lab Control Sample	Total/NA	Water	8260C DOD	
410-31313-1 MS	GW250-211-MS	Total/NA	Water	8260C DOD	
410-31313-1 MS	GW250-211-MS	Total/NA	Water	8260C DOD	
410-31313-1 MSD	GW250-211-MSD	Total/NA	Water	8260C DOD	
410-31313-1 MSD	GW250-211-MSD	Total/NA	Water	8260C DOD	

GC VOA

Analysis Batch: 101311

Lab Sample ID	Client Sample ID	Prep Type	Matrix	Method	Prep Batch
410-31313-1	GW250-211	Total/NA	Water	8015D GRO	
410-31313-2	GW-TB-211	Total/NA	Water	8015D GRO	
MB 410-101311/4	Method Blank	Total/NA	Water	8015D GRO	
LCS 410-101311/5	Lab Control Sample	Total/NA	Water	8015D GRO	
LCSD 410-101311/6	Lab Control Sample Dup	Total/NA	Water	8015D GRO	
410-31313-1 MS	GW250-211-MS	Total/NA	Water	8015D GRO	
410-31313-1 MSD	GW250-211-MSD	Total/NA	Water	8015D GRO	

GC Semi VOA

Prep Batch: 101762

Lab Sample ID	Client Sample ID	Prep Type	Matrix	Method	Prep Batch
410-31313-1	GW250-211	Total/NA	Water	3510C	
MB 410-101762/1-A	Method Blank	Total/NA	Water	3510C	
LCS 410-101762/2-A	Lab Control Sample	Total/NA	Water	3510C	
410-31313-1 MS	GW250-211-MS	Total/NA	Water	3510C	
410-31313-1 MSD	GW250-211-MSD	Total/NA	Water	3510C	

Prep Batch: 101779

Lab Sample ID	Client Sample ID	Prep Type	Matrix	Method	Prep Batch
410-31313-1	GW250-211	Total/NA	Water	8011	
410-31313-2	GW-TB-211	Total/NA	Water	8011	
MB 410-101779/1-A	Method Blank	Total/NA	Water	8011	
LCS 410-101779/2-A	Lab Control Sample	Total/NA	Water	8011	
LCSD 410-101779/3-A	Lab Control Sample Dup	Total/NA	Water	8011	
410-31313-1 MS	GW250-211-MS	Total/NA	Water	8011	
410-31313-1 MSD	GW250-211-MSD	Total/NA	Water	8011	

Analysis Batch: 101804

Lab Sample ID	Client Sample ID	Prep Type	Matrix	Method	Prep Batch
MB 410-101762/1-A	Method Blank	Total/NA	Water	8015D DRO	101762
LCS 410-101762/2-A	Lab Control Sample	Total/NA	Water	8015D DRO	101762

Analysis Batch: 101945

Lab Sample ID	Client Sample ID	Prep Type	Matrix	Method	Prep Batch
410-31313-1	GW250-211	Total/NA	Water	8011	101779
410-31313-2	GW-TB-211	Total/NA	Water	8011	101779
MB 410-101779/1-A	Method Blank	Total/NA	Water	8011	101779

GC Semi VOA (Continued)

Analysis Batch: 101945 (Continued)

Lab Sample ID	Client Sample ID	Prep Type	Matrix	Method	Prep Batch
LCS 410-101779/2-A	Lab Control Sample	Total/NA	Water	8011	101779
LCSD 410-101779/3-A	Lab Control Sample Dup	Total/NA	Water	8011	101779
410-31313-1 MS	GW250-211-MS	Total/NA	Water	8011	101779
410-31313-1 MSD	GW250-211-MSD	Total/NA	Water	8011	101779

Analysis Batch: 102598

Lab Sample ID	Client Sample ID	Prep Type	Matrix	Method	Prep Batch
410-31313-1	GW250-211	Total/NA	Water	8015D DRO	101762
410-31313-1 MS	GW250-211-MS	Total/NA	Water	8015D DRO	101762
410-31313-1 MSD	GW250-211-MSD	Total/NA	Water	8015D DRO	101762

HPLC/IC

Analysis Batch: 101794

Lab Sample ID	Client Sample ID	Prep Type	Matrix	Method	Prep Batch
MB 410-101794/4	Method Blank	Total/NA	Water	EPA 300.0 R2.1	
LCS 410-101794/3	Lab Control Sample	Total/NA	Water	EPA 300.0 R2.1	
410-31313-1 MS	GW250-211-MS	Total/NA	Water	EPA 300.0 R2.1	

Analysis Batch: 103819

Lab Sample ID	Client Sample ID	Prep Type	Matrix	Method	Prep Batch
410-31313-1	GW250-211	Total/NA	Water	EPA 300.0 R2.1	
MB 410-103819/4	Method Blank	Total/NA	Water	EPA 300.0 R2.1	
LCS 410-103819/3	Lab Control Sample	Total/NA	Water	EPA 300.0 R2.1	
410-31313-1 MS	GW250-211	Total/NA	Water	EPA 300.0 R2.1	
410-31313-1 MSD	GW250-211-MSD	Total/NA	Water	EPA 300.0 R2.1	
410-31313-1 DU	GW250-211	Total/NA	Water	EPA 300.0 R2.1	

Metals

Prep Batch: 100467

Lab Sample ID	Client Sample ID	Prep Type	Matrix	Method	Prep Batch
410-31313-1	GW250-211	Total Recoverable	Water	3005A	
MB 410-100467/1-A	Method Blank	Total Recoverable	Water	3005A	
LCS 410-100467/2-A	Lab Control Sample	Total Recoverable	Water	3005A	
410-31313-1 MS	GW250-211-MS	Total Recoverable	Water	3005A	
410-31313-1 MSD	GW250-211-MSD	Total Recoverable	Water	3005A	
410-31313-1 DU	GW250-211-DUP	Total Recoverable	Water	3005A	

Prep Batch: 100482

Lab Sample ID	Client Sample ID	Prep Type	Matrix	Method	Prep Batch
410-31313-1	GW250-211	Total Recoverable	Water	3005A	
MB 410-100482/1-A	Method Blank	Total Recoverable	Water	3005A	
LCS 410-100482/2-A	Lab Control Sample	Total Recoverable	Water	3005A	
410-31313-1 MS	GW250-211-MS	Total Recoverable	Water	3005A	
410-31313-1 MSD	GW250-211-MSD	Total Recoverable	Water	3005A	
410-31313-1 DU	GW250-211-DUP	Total Recoverable	Water	3005A	

Prep Batch: 100807

Lab Sample ID	Client Sample ID	Prep Type	Matrix	Method	Prep Batch
410-31313-1	GW250-211	Dissolved	Water	Non-Digest Prep	
MB 410-100807/1-A	Method Blank	Total/NA	Water	Non-Digest Prep	

Metals (Continued)

Prep Batch: 100807 (Continued)

Lab Sample ID	Client Sample ID	Prep Type	Matrix	Method	Prep Batch
LCS 410-100807/2-A	Lab Control Sample	Total/NA	Water	Non-Digest Prep	
410-31313-1 MS	GW250-211-MS	Dissolved	Water	Non-Digest Prep	
410-31313-1 MSD	GW250-211-MSD	Dissolved	Water	Non-Digest Prep	
410-31313-1 DU	GW250-211-DUP	Dissolved	Water	Non-Digest Prep	

Analysis Batch: 101012

Lab Sample ID	Client Sample ID	Prep Type	Matrix	Method	Prep Batch
410-31313-1	GW250-211	Total Recoverable	Water	6020A	100467
MB 410-100467/1-A	Method Blank	Total Recoverable	Water	6020A	100467
LCS 410-100467/2-A	Lab Control Sample	Total Recoverable	Water	6020A	100467
410-31313-1 MS	GW250-211-MS	Total Recoverable	Water	6020A	100467
410-31313-1 MSD	GW250-211-MSD	Total Recoverable	Water	6020A	100467
410-31313-1 DU	GW250-211-DUP	Total Recoverable	Water	6020A	100467

Analysis Batch: 101617

Lab Sample ID	Client Sample ID	Prep Type	Matrix	Method	Prep Batch
410-31313-1	GW250-211	Dissolved	Water	6010C	100807
MB 410-100807/1-A	Method Blank	Total/NA	Water	6010C	100807
LCS 410-100807/2-A	Lab Control Sample	Total/NA	Water	6010C	100807
410-31313-1 MS	GW250-211-MS	Dissolved	Water	6010C	100807
410-31313-1 MSD	GW250-211-MSD	Dissolved	Water	6010C	100807
410-31313-1 DU	GW250-211-DUP	Dissolved	Water	6010C	100807

Analysis Batch: 101728

Lab Sample ID	Client Sample ID	Prep Type	Matrix	Method	Prep Batch
410-31313-1	GW250-211	Total Recoverable	Water	6010C	100482
MB 410-100482/1-A	Method Blank	Total Recoverable	Water	6010C	100482
LCS 410-100482/2-A	Lab Control Sample	Total Recoverable	Water	6010C	100482
410-31313-1 MS	GW250-211-MS	Total Recoverable	Water	6010C	100482
410-31313-1 MSD	GW250-211-MSD	Total Recoverable	Water	6010C	100482
410-31313-1 DU	GW250-211-DUP	Total Recoverable	Water	6010C	100482

General Chemistry

Analysis Batch: 101709

Lab Sample ID	Client Sample ID	Prep Type	Matrix	Method	Prep Batch
410-31313-1	GW250-211	Total/NA	Water	2320B-2011	
MB 410-101709/17	Method Blank	Total/NA	Water	2320B-2011	
LCS 410-101709/18	Lab Control Sample	Total/NA	Water	2320B-2011	
410-31313-1 MS	GW250-211-MS	Total/NA	Water	2320B-2011	
410-31313-1 MSD	GW250-211-MSD	Total/NA	Water	2320B-2011	
410-31313-1 DU	GW250-211	Total/NA	Water	2320B-2011	

Lab Chronicle

Client: Sundance Consulting, Inc
Project/Site: KAFB Data Gap Well Installation

Job ID: 410-31313-1

Client Sample ID: GW250-211

Lab Sample ID: 410-31313-1

Date Collected: 03/04/21 12:30
Matrix: Water
Date Received: 03/05/21 11:36

Prep Type	Batch Type	Batch Method	Run	Dilution Factor	Batch Number	Prepared or Analyzed	Analyst	Lab
Total/NA	Analysis	8260C DOD		1	102825	03/12/21 23:25	TQ4J	ELLE
Total/NA	Analysis	8015D GRO		1	101311	03/10/21 08:36	UMDJ	ELLE
Total/NA	Prep	8011			101779	03/10/21 17:45	QQ3P	ELLE
Total/NA	Analysis	8011		1	101945	03/11/21 13:15	UAMZ	ELLE
Total/NA	Prep	3510C			101762	03/10/21 17:00	DFX4	ELLE
Total/NA	Analysis	8015D DRO		5	102598	03/12/21 22:26	KP5X	ELLE
Total/NA	Analysis	EPA 300.0 R2.1		5	103819	03/16/21 16:54	Z7CH	ELLE
Dissolved	Prep	Non-Digest Prep			100807	03/08/21 18:00	UJLA	ELLE
Dissolved	Analysis	6010C		1	101617	03/10/21 09:39	WJM9	ELLE
Total Recoverable	Prep	3005A			100482	03/08/21 04:42	UJLA	ELLE
Total Recoverable	Analysis	6010C		1	101728	03/10/21 13:42	MDP5	ELLE
Total Recoverable	Prep	3005A			100467	03/08/21 02:40	UJL8	ELLE
Total Recoverable	Analysis	6020A		1	101012	03/08/21 11:25	S8DY	ELLE
Total/NA	Analysis	2320B-2011		1	101709	03/09/21 20:06	DI9Q	ELLE

Client Sample ID: GW-TB-211

Lab Sample ID: 410-31313-2

Date Collected: 03/04/21 12:30
Matrix: Water
Date Received: 03/05/21 11:36

Prep Type	Batch Type	Batch Method	Run	Dilution Factor	Batch Number	Prepared or Analyzed	Analyst	Lab
Total/NA	Analysis	8260C DOD		1	102825	03/12/21 22:19	TQ4J	ELLE
Total/NA	Analysis	8015D GRO		1	101311	03/10/21 08:12	UMDJ	ELLE
Total/NA	Prep	8011			101779	03/10/21 17:45	QQ3P	ELLE
Total/NA	Analysis	8011		1	101945	03/11/21 13:32	UAMZ	ELLE

Laboratory References:

ELLE = Eurofins Lancaster Laboratories Env, LLC, 2425 New Holland Pike, Lancaster, PA 17601, TEL (717)656-2300

Accreditation/Certification Summary

Client: Sundance Consulting, Inc
Project/Site: KAFB Data Gap Well Installation

Job ID: 410-31313-1

Laboratory: Eurofins Lancaster Laboratories Env, LLC

Unless otherwise noted, all analytes for this laboratory were covered under each accreditation/certification below.

Authority	Program	Identification Number	Expiration Date
A2LA	Dept. of Defense ELAP	1.01	11-30-22

The following analytes are included in this report, but the laboratory is not certified by the governing authority. This list may include analytes for which the agency does not offer certification.

Analysis Method	Prep Method	Matrix	Analyte
8015D DRO	3510C	Water	ORO (>C28-C40) (1C)

Method Summary

Client: Sundance Consulting, Inc
Project/Site: KAFB Data Gap Well Installation

Job ID: 410-31313-1

Method	Method Description	Protocol	Laboratory
8260C DOD	Volatile Organic Compounds (GC/MS)	SW846	ELLE
8015D GRO	Gasoline Range Organics (GRO)	SW846	ELLE
8011	EDB, DBCP, and 1,2,3-TCP (GC)	SW846	ELLE
8015D DRO	Diesel Range Organics (DRO) (GC)	SW846	ELLE
EPA 300.0 R2.1	Anions, Ion Chromatography	EPA	ELLE
6010C	Metals (ICP)	SW846	ELLE
6020A	Metals (ICP/MS)	SW846	ELLE
2320B-2011	Alkalinity, Total	SM	ELLE
3005A	Preparation, Total Recoverable or Dissolved Metals	SW846	ELLE
3510C	Liquid-Liquid Extraction (Separatory Funnel)	SW846	ELLE
5030C	Purge and Trap	SW846	ELLE
8011	Microextraction	SW846	ELLE
Non-Digest Prep	Preparation, Non-Digested Aqueous Metals	EPA	ELLE

Protocol References:

EPA = US Environmental Protection Agency

SM = "Standard Methods For The Examination Of Water And Wastewater"

SW846 = "Test Methods For Evaluating Solid Waste, Physical/Chemical Methods", Third Edition, November 1986 And Its Updates.

Laboratory References:

ELLE = Eurofins Lancaster Laboratories Env, LLC, 2425 New Holland Pike, Lancaster, PA 17601, TEL (717)656-2300

Sample Summary

Client: Sundance Consulting, Inc
Project/Site: KAFB Data Gap Well Installation

Job ID: 410-31313-1

Lab Sample ID	Client Sample ID	Matrix	Collected	Received	Asset ID
410-31313-1	GW250-211	Water	03/04/21 12:30	03/05/21 11:36	
410-31313-2	GW-TB-211	Water	03/04/21 12:30	03/05/21 11:36	

Groundwater- Chain of Custody Record & Analytical Service Request

Laboratory Contact Info:
Eurofins Scientific
Darlene Brandy
Phone: 303-736-0188 Email: Darlene.Brandy@Eurofinset.com

Waybill #

COC #: KAFB-US01030-0221

Requested Turnaround Time in Business Days (Surcharges) please circle
1 Day (100%) 2 Day (75%) 3 Day (50%) 4 Day (35%) 5 Day (25%) 10 Day-Standard

Lab Project No.

Company Name & Address (Reporting Information)
Sundance Consulting, Inc.
8210 Louisiana Blvd Suite C
Albuquerque, NM 87113

PO/Billing Information
Sundance Consulting, Inc.
305 N 3rd Ave. Suite B
Pocatello, ID 83201

Project Name
KAFB Data Gap Well Installation

Project Number
US01-030

410-31313 Chain of Custody

Project Manager
Rachel Hobbs

Phone
505-835-7660

Fax
N/A

Email Address for Result Reporting
rhobbs@sundance-inc.net

Sampler Name/Signature
Riley Witter
Riley Witter

Analytical Methods:

Client Sample ID	Sample Description/ Location	Date Collected	Time Collected	Sample Matrix	No. of Containers	EDB by 8011	TPH DRO/ORO by 8015D	Total Metals Ca, K, Mg, Na/ Total Metals Arsenic, Lead by 6010C and 6020A	Chloride, Bromide, Sulfate by 300	TPH GRO by 8015D	Dissolved Metals Iron and Manganese by 6010C	Nitrogen-Nitrate/Nitrite by 353.2	VOCs by 8260C	Alkalinity-Bicarbonate/Carbonate by 2320B	Comments e.g. specific instructions
						2 x 40 ml VOA	2 x 250 ml Amber Glass	1 x 250 ml Plastic	1 x 50 ml Plastic	3 x 40 ml VOA	1 x 250 ml Plastic	1 x 250 ml Plastic	3 x 40 ml VOA	1 x 250 ml Plastic	
						HCL	HCL	Nitric Acid	None	HCL	Nitric Acid	Sulfuric Acid	HCL	None	
GW250-211	GRAB	03/04/2021	1230	GW	15	X	X	X	X	X	X	X	X	X	Dissolved metals are field filtered
GW250-211-MS	GRAB	03/04/2021	1230	GW	15	X	X	X	X	X	X	X	X	X	Dissolved metals are field filtered
GW250-211-MSD	GRAB	03/04/2021	1230	GW	15	X	X	X	X	X	X	X	X	X	Dissolved metals are field filtered
GW-TB-211	TB	03/04/2021	~~0807~~ 1230 GW	AQ	6	X				X			X		For TB, only two VOAs for GRO and VOCs

Report Tier Levels - please select
Tier I - Results (Default if not specified) ____ Tier III (Results + QC & Calibration Summ EDD required Yes / No
Tier II (Results + QC Summaries) ____ Tier IV (Data Validation Package) 10% Surcl Type: _____ Units: _____

Chain of Custody Seal: (Circle)
INTACT BROKEN ABSENT

Project Requirements (MRLs, QAPP)

Relinquished by: (Signature)	Date:	Time:	Received by: (Signature)	Date:	Time:
Riley Witter	03/04/21	1530			
Relinquished by: (Signature)	Date:	Time:	Received by: (Signature)	Date:	Time:
				3/5/21	1136

Cooler / Blank Temperature 0.5 °C

Login Sample Receipt Checklist

Client: Sundance Consulting, Inc

Job Number: 410-31313-1

Login Number: 31313
List Number: 1
Creator: Colon Martinez, Jessenia C

List Source: Eurofins Lancaster Laboratories Env

Question	Answer	Comment
Radioactivity wasn't checked or is </= background as measured by a survey meter.	N/A	
The cooler's custody seal is intact.	True	
The cooler or samples do not appear to have been compromised or tampered with.	True	
Samples were received on ice.	True	
Cooler Temperature is acceptable (</=6C, not frozen).	True	
Cooler Temperature is recorded.	True	
WV: Container Temperature is acceptable (</=6C, not frozen).	N/A	
WV: Container Temperature is recorded.	N/A	
COC is present.	True	
COC is filled out in ink and legible.	True	
COC is filled out with all pertinent information.	True	
There are no discrepancies between the containers received and the COC.	True	
Samples are received within Holding Time (excluding tests with immediate HTs)	True	
Sample containers have legible labels.	True	
Containers are not broken or leaking.	True	
Sample collection date/times are provided.	True	
Appropriate sample containers are used.	True	
Sample bottles are completely filled.	True	
There is sufficient vol. for all requested analyses.	True	
Multiphasic samples are not present.	True	
Samples do not require splitting or compositing.	N/A	
Is the Field Sampler's name present on COC?	True	
Sample Preservation Verified.	N/A	
Residual Chlorine Checked.	N/A	
Sample custody seals are intact.	True	

eurofins | Environment Testing America

ANALYTICAL REPORT

Eurofins Lancaster Laboratories Env, LLC
2425 New Holland Pike
Lancaster, PA 17601
Tel: (717)656-2300

Laboratory Job ID: 410-33446-1
Client Project/Site: Kirtland AFB Bulk Fuels Facility
Revision: 1

For:
EA Engineering, Science, and Technology
405 S. Highway 121 bypass
Building C
Suite 100
Lewisville, Texas 75067

Attn: Pamela J Moss

Darlene Bandy

Authorized for release by:
4/9/2021 4:26:20 PM

Darlene Bandy, Project Manager I
(303)736-0188
Darlene.Bandy@Eurofinset.com

LINKS

Review your project results through TotalAccess

Have a Question? Ask The Expert

Visit us at: www.eurofinsus.com/Env

The test results in this report meet all 2003 NELAC, 2009 TNI, and 2016 TNI requirements for accredited parameters, exceptions are noted in this report. This report may not be reproduced except in full, and with written approval from the laboratory. For questions please contact the Project Manager at the e-mail address or telephone number listed on this page.

This report has been electronically signed and authorized by the signatory. Electronic signature is intended to be the legally binding equivalent of a traditionally handwritten signature.

Results relate only to the items tested and the sample(s) as received by the laboratory.

1 2 3 4 5 6 7 8 9 10 11 12 13 14 15

Analytical test results meet all requirements of the associated regulatory program (e.g., NELAC (TNI), DoD, and ISO 17025) unless otherwise noted under the individual analysis. Data qualifiers are applied to note exceptions. Noncompliant quality control (QC) is further explained in narrative comments.
· QC results that exceed the upper limits and are associated with non-detect samples are qualified but further narration is not required since the bias is high and does not change a non-detect result. Further narration is also not required with QC blank detection when the associated sample concentration is non-detect or more than ten times the level in the blank.
· Matrix QC may not be reported if insufficient sample or site-specific QC samples were not submitted. In these situations, to demonstrate precision and accuracy at a batch level, a LCS/LCSD is performed, unless otherwise specified in the method.
· Surrogate and/or isotope dilution analyte recoveries (if applicable) which are outside of the QC window are confirmed unless attributed to a dilution or otherwise noted in the narrative.
Regulated compliance samples (e.g. SDWA, NPDES) must comply with the associated agency requirements/permits.

Measurement uncertainty values, as applicable, are available upon request.

Test results relate only to the sample tested. Clients should be aware that a critical step in a chemical or microbiological analysis is the collection of the sample. Unless the sample analyzed is truly representative of the bulk of material involved, the test results will be meaningless. If you have questions regarding the proper techniques of collecting samples, please contact us. We cannot be held responsible for sample integrity, however, unless sampling has been performed by a member of our staff. Times are local to the area of activity. Parameters listed in the 40 CFR Part 136 Table II as "analyze immediately" and tested in the laboratory are not performed within 15 minutes of collection.

This report shall not be reproduced except in full, without the written approval of the laboratory.

WARRANTY AND LIMITS OF LIABILITY - In accepting analytical work, we warrant the accuracy of test results for the sample as submitted. The foregoing express warranty is exclusive and is given in lieu of all other warranties, expressed or implied, except as otherwise agreed. We disclaim any other warranties, expressed or implied, including a warranty of fitness for particular purpose and warranty of merchantability. In no event shall Eurofins Lancaster Laboratories Environmental, LLC be liable for indirect, special, consequential, or incidental damages including, but not limited to, damages for loss of profit or goodwill regardless of (A) the negligence (either sole or concurrent) of Eurofins Lancaster Laboratories Environmental and (B) whether Eurofins Lancaster Laboratories Environmental has been informed of the possibility of such damages. We accept no legal responsibility for the purposes for which the client uses the test results. Except as otherwise agreed, no purchase order or other order for work shall be accepted by Eurofins Lancaster Laboratories Environmental which includes any conditions that vary from the Standard Terms and Conditions, and Eurofins Lancaster Laboratories Environmental hereby objects to any conflicting terms contained in any acceptance or order submitted by client.

Darlene Bandy

Darlene Bandy
Project Manager I
4/9/2021 4:26:20 PM

Table of Contents

Cover Page 1
Table of Contents 3
Definitions/Glossary 4
Case Narrative 6
Detection Summary 8
Client Sample Results 9
Surrogate Summary 16
QC Sample Results 18
QC Association Summary 30
Lab Chronicle 33
Certification Summary 35
Method Summary 36
Sample Summary 37
Chain of Custody 38
Receipt Checklists 41

Definitions/Glossary

Client: EA Engineering, Science, and Technology
Project/Site: Kirtland AFB Bulk Fuels Facility

Job ID: 410-33446-1

Qualifiers

GC/MS VOA

Qualifier	Qualifier Description
^c	CCV Recovery is outside acceptance limits.
U	Indicates the analyte was analyzed for but not detected.

GC VOA

Qualifier	Qualifier Description
M	Manual integrated compound.
U	Indicates the analyte was analyzed for but not detected.

GC Semi VOA

Qualifier	Qualifier Description
M	Manual integrated compound.
U	Indicates the analyte was analyzed for but not detected.

HPLC/IC

Qualifier	Qualifier Description
D	The reported value is from a dilution.
U	Indicates the analyte was analyzed for but not detected.

Metals

Qualifier	Qualifier Description
^3+	Reporting Limit Check Standard is outside acceptance limits, high biased
J	Result is less than the RL but greater than or equal to the MDL and the concentration is an approximate value.
U	Indicates the analyte was analyzed for but not detected.

General Chemistry

Qualifier	Qualifier Description
U	Indicates the analyte was analyzed for but not detected.

Glossary

Abbreviation	These commonly used abbreviations may or may not be present in this report.
¤	Listed under the "D" column to designate that the result is reported on a dry weight basis
%R	Percent Recovery
1C	Result is from the primary column on a dual-column method.
2C	Result is from the confirmation column on a dual-column method.
CFL	Contains Free Liquid
CFU	Colony Forming Unit
CNF	Contains No Free Liquid
DER	Duplicate Error Ratio (normalized absolute difference)
Dil Fac	Dilution Factor
DL	Detection Limit (DoD/DOE)
DL, RA, RE, IN	Indicates a Dilution, Re-analysis, Re-extraction, or additional Initial metals/anion analysis of the sample
DLC	Decision Level Concentration (Radiochemistry)
EDL	Estimated Detection Limit (Dioxin)
LOD	Limit of Detection (DoD/DOE)
LOQ	Limit of Quantitation (DoD/DOE)
MCL	EPA recommended "Maximum Contaminant Level"
MDA	Minimum Detectable Activity (Radiochemistry)
MDC	Minimum Detectable Concentration (Radiochemistry)
MDL	Method Detection Limit
ML	Minimum Level (Dioxin)
MPN	Most Probable Number
MQL	Method Quantitation Limit
NC	Not Calculated
ND	Not Detected at the reporting limit (or MDL or EDL if shown)
NEG	Negative / Absent
POS	Positive / Present

Glossary (Continued)

Abbreviation	These commonly used abbreviations may or may not be present in this report.
PQL	Practical Quantitation Limit
PRES	Presumptive
QC	Quality Control
RER	Relative Error Ratio (Radiochemistry)
RL	Reporting Limit or Requested Limit (Radiochemistry)
RPD	Relative Percent Difference, a measure of the relative difference between two points
TEF	Toxicity Equivalent Factor (Dioxin)
TEQ	Toxicity Equivalent Quotient (Dioxin)
TNTC	Too Numerous To Count

Job ID: 410-33446-1

Laboratory: Eurofins Lancaster Laboratories Env, LLC

Narrative

Job Narrative
410-33446-1

REVISION

The report being provided is a revision of the original report sent on 4/5/2021. The report (revision 1) is being revised due to Client wanted only DRO for this and not ORO.

Report revision history

Receipt
The samples were received on 3/24/2021 10:42 AM. Unless otherwise noted below, the samples arrived in good condition, and, where required, properly preserved and on ice. The temperature of the cooler at receipt time was 0.2°C

Receipt Exceptions
The COC requested DRO 8015 for the trip blank; however, 40mL vials were submitted instead of 250mL amber bottles. As instructed by the client, DRO 8015D is not needed for the trip blank so it was cancelled for this sample.
TB-211-30 (410-33446-3)

GC/MS VOA
Method 8260C_DOD5: The continuing calibration verification (CCV) associated with batch 410-109780 recovered outside acceptance criteria, low biased, for 2-Butanone, 2-Hexanone and Acrylonitrile. A reporting limit (RL) standard was analyzed, and the target analyte was detected. Non-detections of the affected analytes are reported. Any detections are considered estimated.

Method 8260C_DOD5: The continuing calibration verification (CCV) associated with 410-109780 is compliant under 8260C criteria for 4-Methyl-2-pentanone. The software does not display the data to the whole number as is listed in the method (i.e. limit of 20%). When applying the evaluation to a whole number, the QC passes the criteria.

Method 8260C_DOD5: The preservative used in the sample containers provided is not compatible with one of the Method 8260 analytes requested. The following samples were received preserved with hydrochloric acid: GW252-425-211 (410-33446-1), ER211-03 (410-33446-2) and TB-211-30 (410-33446-3). The requested target analyte list includes Acrolein and Acrylonitrile, an acid-labile compound that degrades in an acidic medium.

No additional analytical or quality issues were noted, other than those described above or in the Definitions/ Glossary page.

Gasoline Range Organics
No additional analytical or quality issues were noted, other than those described above or in the Definitions/ Glossary page.

Diesel Range Organics
No additional analytical or quality issues were noted, other than those described above or in the Definitions/ Glossary page.

GC Semi VOA
No additional analytical or quality issues were noted, other than those described above or in the Definitions/ Glossary page.

HPLC/IC
No additional analytical or quality issues were noted, other than those described above or in the Definitions/ Glossary page.

Metals
No additional analytical or quality issues were noted, other than those described above or in the Definitions/ Glossary page.

General Chemistry

Job ID: 410-33446-1 (Continued)

Laboratory: Eurofins Lancaster Laboratories Env, LLC (Conti

No additional analytical or quality issues were noted, other than those described above or in the Definitions/ Glossary page.

Detection Summary

Client: EA Engineering, Science, and Technology
Project/Site: Kirtland AFB Bulk Fuels Facility

Job ID: 410-33446-1

Client Sample ID: GW252-425-211 — Lab Sample ID: 410-33446-1

Analyte	Result	Qualifier	LOQ	LOD	DL	Unit	Dil Fac	D	Method	Prep Type
Chloride	67	D	20	15	10	mg/L	50		EPA 300.0 R2.1	Total/NA
Sulfate	61	D	5.0	4.5	1.5	mg/L	5		EPA 300.0 R2.1	Total/NA
Calcium	61		0.20	0.15	0.096	mg/L	1		6010C	Total Recoverable
Magnesium	8.2		0.10	0.075	0.040	mg/L	1		6010C	Total Recoverable
Potassium	3.6		0.50	0.45	0.20	mg/L	1		6010C	Total Recoverable
Sodium	28		1.0	0.50	0.24	mg/L	1		6010C	Total Recoverable
Barium	0.14		0.0052	0.0026	0.0010	mg/L	1		6010C	Dissolved
Calcium	55		0.21	0.15	0.099	mg/L	1		6010C	Dissolved
Magnesium	7.5		0.10	0.077	0.041	mg/L	1		6010C	Dissolved
Manganese	0.074		0.010	0.0052	0.0031	mg/L	1		6010C	Dissolved
Potassium	3.6		0.52	0.46	0.21	mg/L	1		6010C	Dissolved
Sodium	26		1.0	0.52	0.25	mg/L	1		6010C	Dissolved
Lead	0.00011	J	0.00050	0.00025	0.000071	mg/L	1		6020A	Total/NA
Strontium	0.38		0.0010	0.00082	0.00040	mg/L	1		6020A	Dissolved
Bicarbonate Alkalinity as CaCO3	91		8.0	6.0	2.6	mg/L	1		2320B-2011	Total/NA
Total Alkalinity as CaCO3 to pH 4.5	91		8.0	6.0	2.6	mg/L	1		2320B-2011	Total/NA
Nitrate Nitrite as N	2.1		0.50	0.45	0.20	mg/L	5		353.2	Total/NA

Client Sample ID: ER211-03 — Lab Sample ID: 410-33446-2

Analyte	Result	Qualifier	LOQ	LOD	DL	Unit	Dil Fac	D	Method	Prep Type
DRO (C10-C28) (1C)	180	M	100	90	45	ug/L	1		8015D DRO	Total/NA
Calcium	67		0.20	0.15	0.096	mg/L	1		6010C	Total Recoverable
Magnesium	6.3		0.10	0.075	0.040	mg/L	1		6010C	Total Recoverable
Potassium	3.8		0.50	0.45	0.20	mg/L	1		6010C	Total Recoverable
Sodium	38		1.0	0.50	0.24	mg/L	1		6010C	Total Recoverable
Arsenic	0.0069		0.0020	0.0016	0.00068	mg/L	1		6020A	Total/NA
Lead	0.00083		0.00050	0.00025	0.000071	mg/L	1		6020A	Total/NA

Client Sample ID: TB-211-30 — Lab Sample ID: 410-33446-3

No Detections.

This Detection Summary does not include radiochemical test results.

Client Sample Results

Client: EA Engineering, Science, and Technology
Project/Site: Kirtland AFB Bulk Fuels Facility

Job ID: 410-33446-1

Client Sample ID: GW252-425-211

Date Collected: 03/23/21 13:41
Date Received: 03/24/21 10:42

Lab Sample ID: 410-33446-1

Matrix: Water

Method: 8260C DOD - Volatile Organic Compounds (GC/MS)

Analyte	Result	Qualifier	LOQ	LOD	DL	Unit	D	Analyzed	Dil Fac
1,1,1,2-Tetrachloroethane	0.50	U	1.0	0.50	0.20	ug/L		04/01/21 15:02	1
1,1,1-Trichloroethane	0.50	U	1.0	0.50	0.30	ug/L		04/01/21 15:02	1
1,1,2,2-Tetrachloroethane	0.50	U	1.0	0.50	0.20	ug/L		04/01/21 15:02	1
1,1,2-Trichloroethane	0.50	U	1.0	0.50	0.20	ug/L		04/01/21 15:02	1
1,1-Dichloroethane	0.50	U	1.0	0.50	0.20	ug/L		04/01/21 15:02	1
1,1-Dichloroethene	0.50	U	1.0	0.50	0.20	ug/L		04/01/21 15:02	1
1,1-Dichloropropene	0.50	U	5.0	0.50	0.20	ug/L		04/01/21 15:02	1
1,2,3-Trichlorobenzene	1.0	U	5.0	1.0	0.40	ug/L		04/01/21 15:02	1
1,2,3-Trichloropropane	0.50	U	5.0	0.50	0.20	ug/L		04/01/21 15:02	1
1,2,4-Trichlorobenzene	1.0	U	5.0	1.0	0.30	ug/L		04/01/21 15:02	1
1,2,4-Trimethylbenzene	2.0	U	5.0	2.0	1.0	ug/L		04/01/21 15:02	1
1,2-Dibromo-3-Chloropropane	1.0	U	5.0	1.0	0.30	ug/L		04/01/21 15:02	1
1,2-Dibromoethane	0.50	U	1.0	0.50	0.20	ug/L		04/01/21 15:02	1
1,2-Dichlorobenzene	0.50	U	5.0	0.50	0.20	ug/L		04/01/21 15:02	1
1,2-Dichloroethane	0.50	U	1.0	0.50	0.30	ug/L		04/01/21 15:02	1
1,2-Dichloropropane	0.50	U	1.0	0.50	0.20	ug/L		04/01/21 15:02	1
1,3,5-Trimethylbenzene	1.0	U	5.0	1.0	0.30	ug/L		04/01/21 15:02	1
1,3-Dichlorobenzene	0.50	U	5.0	0.50	0.20	ug/L		04/01/21 15:02	1
1,3-Dichloropropane	0.50	U	1.0	0.50	0.20	ug/L		04/01/21 15:02	1
1,4-Dichlorobenzene	0.50	U	5.0	0.50	0.20	ug/L		04/01/21 15:02	1
2,2-Dichloropropane	0.50	U	1.0	0.50	0.30	ug/L		04/01/21 15:02	1
2-Butanone	1.0	U ^c	10	1.0	0.30	ug/L		04/01/21 15:02	1
2-Chlorotoluene	0.50	U	5.0	0.50	0.20	ug/L		04/01/21 15:02	1
2-Hexanone	1.0	U ^c	10	1.0	0.30	ug/L		04/01/21 15:02	1
4-Chlorotoluene	0.50	U	5.0	0.50	0.20	ug/L		04/01/21 15:02	1
4-Methyl-2-pentanone	1.0	U ^c	10	1.0	0.50	ug/L		04/01/21 15:02	1
Acetone	2.0	U	20	2.0	0.70	ug/L		04/01/21 15:02	1
Acrolein	5.0	U	100	5.0	3.0	ug/L		04/01/21 15:02	1
Acrylonitrile	1.0	U ^c	20	1.0	0.30	ug/L		04/01/21 15:02	1
Benzene	0.50	U	1.0	0.50	0.20	ug/L		04/01/21 15:02	1
Bromobenzene	0.50	U	5.0	0.50	0.20	ug/L		04/01/21 15:02	1
Bromochloromethane	0.50	U	5.0	0.50	0.20	ug/L		04/01/21 15:02	1
Bromodichloromethane	0.50	U	1.0	0.50	0.20	ug/L		04/01/21 15:02	1
Bromoform	2.0	U	4.0	2.0	1.0	ug/L		04/01/21 15:02	1
Bromomethane	0.50	U	1.0	0.50	0.30	ug/L		04/01/21 15:02	1
Carbon disulfide	0.50	U	5.0	0.50	0.20	ug/L		04/01/21 15:02	1
Carbon tetrachloride	0.50	U	1.0	0.50	0.20	ug/L		04/01/21 15:02	1
Chlorobenzene	0.50	U	1.0	0.50	0.20	ug/L		04/01/21 15:02	1
Chloroethane	0.50	U	1.0	0.50	0.20	ug/L		04/01/21 15:02	1
Chloroform	0.50	U	1.0	0.50	0.20	ug/L		04/01/21 15:02	1
Chloromethane	0.50	U	1.0	0.50	0.20	ug/L		04/01/21 15:02	1
cis-1,2-Dichloroethene	0.50	U	1.0	0.50	0.20	ug/L		04/01/21 15:02	1
cis-1,3-Dichloropropene	0.50	U	1.0	0.50	0.20	ug/L		04/01/21 15:02	1
Dibromochloromethane	0.50	U	1.0	0.50	0.20	ug/L		04/01/21 15:02	1
Dibromomethane	0.50	U	1.0	0.50	0.20	ug/L		04/01/21 15:02	1
Dichlorodifluoromethane	0.50	U	1.0	0.50	0.20	ug/L		04/01/21 15:02	1
Ethylbenzene	0.80	U	1.0	0.80	0.40	ug/L		04/01/21 15:02	1
Hexachlorobutadiene	4.0	U	5.0	4.0	2.0	ug/L		04/01/21 15:02	1
Isopropylbenzene	0.50	U	5.0	0.50	0.20	ug/L		04/01/21 15:02	1

Client Sample ID: GW252-425-211

Date Collected: 03/23/21 13:41
Date Received: 03/24/21 10:42

Lab Sample ID: 410-33446-1

Matrix: Water

Method: 8260C DOD - Volatile Organic Compounds (GC/MS) (Continued)

Analyte	Result	Qualifier	LOQ	LOD	DL	Unit	D	Analyzed	Dil Fac
m&p-Xylene	2.0	U	5.0	2.0	1.0	ug/L		04/01/21 15:02	1
Methyl tertiary butyl ether	0.50	U	1.0	0.50	0.20	ug/L		04/01/21 15:02	1
Methylene Chloride	0.50	U	1.0	0.50	0.30	ug/L		04/01/21 15:02	1
Naphthalene	2.0	U	5.0	2.0	1.0	ug/L		04/01/21 15:02	1
n-Butylbenzene	0.50	U	5.0	0.50	0.20	ug/L		04/01/21 15:02	1
N-Propylbenzene	0.50	U	5.0	0.50	0.20	ug/L		04/01/21 15:02	1
o-Xylene	0.80	U	1.0	0.80	0.40	ug/L		04/01/21 15:02	1
p-Isopropyltoluene	0.50	U	5.0	0.50	0.20	ug/L		04/01/21 15:02	1
sec-Butylbenzene	0.50	U	5.0	0.50	0.20	ug/L		04/01/21 15:02	1
Styrene	0.50	U	5.0	0.50	0.20	ug/L		04/01/21 15:02	1
tert-Butylbenzene	1.0	U	5.0	1.0	0.30	ug/L		04/01/21 15:02	1
Tetrachloroethene	0.50	U	1.0	0.50	0.20	ug/L		04/01/21 15:02	1
Toluene	0.50	U	1.0	0.50	0.20	ug/L		04/01/21 15:02	1
trans-1,2-Dichloroethene	0.50	U	1.0	0.50	0.20	ug/L		04/01/21 15:02	1
trans-1,3-Dichloropropene	0.50	U	1.0	0.50	0.20	ug/L		04/01/21 15:02	1
Trichloroethene	0.50	U	1.0	0.50	0.20	ug/L		04/01/21 15:02	1
Trichlorofluoromethane	0.50	U	1.0	0.50	0.20	ug/L		04/01/21 15:02	1
Vinyl acetate	2.0	U	10	2.0	0.70	ug/L		04/01/21 15:02	1
Vinyl chloride	0.50	U	1.0	0.50	0.20	ug/L		04/01/21 15:02	1
Xylenes, Total	2.8	U	6.0	2.8	1.4	ug/L		04/01/21 15:02	1

Surrogate	*%Recovery*	*Qualifier*	*Limits*	*Prepared*	*Analyzed*	*Dil Fac*
1,2-Dichloroethane-d4 (Surr)	*99*		*81 - 118*		*04/01/21 15:02*	*1*
4-Bromofluorobenzene (Surr)	*96*		*85 - 114*		*04/01/21 15:02*	*1*
Dibromofluoromethane (Surr)	*102*		*80 - 119*		*04/01/21 15:02*	*1*
Toluene-d8 (Surr)	*100*		*89 - 112*		*04/01/21 15:02*	*1*

Method: 8015D GRO - Gasoline Range Organics (GRO)

Analyte	Result	Qualifier	LOQ	LOD	DL	Unit	D	Analyzed	Dil Fac
GRO (1C)	40	U M	50	40	23	ug/L		03/25/21 14:26	1

Surrogate	*%Recovery*	*Qualifier*	*Limits*	*Prepared*	*Analyzed*	*Dil Fac*
a,a,a-Trifluorotoluene (fid) (1C)	*91*		*63 - 135*		*03/25/21 14:26*	*1*

Method: 8011 - EDB, DBCP, and 1,2,3-TCP (GC)

Analyte	Result	Qualifier	LOQ	LOD	DL	Unit	D	Analyzed	Dil Fac
Ethylene Dibromide (1C)	0.019	U M	0.029	0.019	0.0096	ug/L		03/29/21 07:57	1

Surrogate	*%Recovery*	*Qualifier*	*Limits*	*Prepared*	*Analyzed*	*Dil Fac*
1,1,2,2-Tetrachloroethane (1C)	*87*		*46 - 136*	*03/26/21 23:02*	*03/29/21 07:57*	*1*
1,1,2,2-Tetrachloroethane (2C)	*95*		*46 - 136*	*03/26/21 23:02*	*03/29/21 07:57*	*1*

Method: 8015D DRO - Diesel Range Organics (DRO) (GC)

Analyte	Result	Qualifier	LOQ	LOD	DL	Unit	D	Analyzed	Dil Fac
DRO (C10-C28) (1C)	90	U M	100	90	45	ug/L		03/29/21 13:30	1

Surrogate	*%Recovery*	*Qualifier*	*Limits*	*Prepared*	*Analyzed*	*Dil Fac*
o- terphenyl (Surr) (1C)	*89*		*56 - 125*	*03/27/21 09:44*	*03/29/21 13:30*	*1*

Client Sample Results

Client: EA Engineering, Science, and Technology
Project/Site: Kirtland AFB Bulk Fuels Facility

Job ID: 410-33446-1

Client Sample ID: GW252-425-211

Lab Sample ID: 410-33446-1
Date Collected: 03/23/21 13:41
Matrix: Water
Date Received: 03/24/21 10:42

Method: EPA 300.0 R2.1 - Anions, Ion Chromatography

Analyte	Result	Qualifier	LOQ	LOD	DL	Unit	D	Analyzed	Dil Fac
Bromide	2.0	U	2.5	2.0	1.3	mg/L		03/30/21 00:08	5
Chloride	**67**	**D**	20	15	10	mg/L		03/30/21 00:25	50
Sulfate	**61**	**D**	5.0	4.5	1.5	mg/L		03/30/21 00:08	5

Method: 6010C - Metals (ICP) - Total Recoverable

Analyte	Result	Qualifier	LOQ	LOD	DL	Unit	D	Analyzed	Dil Fac
Calcium	**61**		0.20	0.15	0.096	mg/L		03/30/21 18:01	1
Magnesium	**8.2**		0.10	0.075	0.040	mg/L		03/30/21 18:01	1
Potassium	**3.6**		0.50	0.45	0.20	mg/L		03/30/21 18:01	1
Sodium	**28**		1.0	0.50	0.24	mg/L		03/30/21 18:01	1

Method: 6010C - Metals (ICP) - Dissolved

Analyte	Result	Qualifier	LOQ	LOD	DL	Unit	D	Analyzed	Dil Fac
Aluminum	0.31	U	0.36	0.31	0.16	mg/L		03/30/21 19:52	1
Barium	**0.14**		0.0052	0.0026	0.0010	mg/L		03/30/21 19:52	1
Calcium	**55**		0.21	0.15	0.099	mg/L		03/30/21 19:52	1
Iron	0.10	U	0.21	0.10	0.041	mg/L		03/30/21 19:52	1
Magnesium	**7.5**		0.10	0.077	0.041	mg/L		03/30/21 19:52	1
Manganese	**0.074**		0.010	0.0052	0.0031	mg/L		04/01/21 06:59	1
Potassium	**3.6**		0.52	0.46	0.21	mg/L		03/31/21 15:15	1
Sodium	**26**		1.0	0.52	0.25	mg/L		03/30/21 19:52	1

Method: 6020A - Metals (ICP/MS)

Analyte	Result	Qualifier	LOQ	LOD	DL	Unit	D	Analyzed	Dil Fac
Arsenic	0.0016	U	0.0020	0.0016	0.00068	mg/L		03/25/21 18:48	1
Lead	**0.00011**	**J**	0.00050	0.00025	0.000071	mg/L		03/25/21 18:48	1

Method: 6020A - Metals (ICP/MS) - Dissolved

Analyte	Result	Qualifier	LOQ	LOD	DL	Unit	D	Analyzed	Dil Fac
Arsenic	0.0016	U	0.0021	0.0016	0.00070	mg/L		04/01/21 19:09	1
Strontium	**0.38**		0.0010	0.00082	0.00040	mg/L		04/01/21 19:09	1

General Chemistry

Analyte	Result	Qualifier	LOQ	LOD	DL	Unit	D	Analyzed	Dil Fac
Bicarbonate Alkalinity as CaCO3	**91**		8.0	6.0	2.6	mg/L		03/27/21 04:26	1
Carbonate Alkalinity as CaCO3	6.0	U	8.0	6.0	2.6	mg/L		03/27/21 04:26	1
Total Alkalinity as CaCO3 to pH 4.5	**91**		8.0	6.0	2.6	mg/L		03/27/21 04:26	1
Nitrate Nitrite as N	**2.1**		0.50	0.45	0.20	mg/L		03/30/21 15:06	5

Client Sample ID: ER211-03

Lab Sample ID: 410-33446-2
Date Collected: 03/23/21 11:21
Matrix: Water
Date Received: 03/24/21 10:42

Method: 8260C DOD - Volatile Organic Compounds (GC/MS)

Analyte	Result	Qualifier	LOQ	LOD	DL	Unit	D	Analyzed	Dil Fac
1,1,1,2-Tetrachloroethane	0.50	U	1.0	0.50	0.20	ug/L		04/01/21 15:24	1
1,1,1-Trichloroethane	0.50	U	1.0	0.50	0.30	ug/L		04/01/21 15:24	1
1,1,2,2-Tetrachloroethane	0.50	U	1.0	0.50	0.20	ug/L		04/01/21 15:24	1
1,1,2-Trichloroethane	0.50	U	1.0	0.50	0.20	ug/L		04/01/21 15:24	1
1,1-Dichloroethane	0.50	U	1.0	0.50	0.20	ug/L		04/01/21 15:24	1
1,1-Dichloroethene	0.50	U	1.0	0.50	0.20	ug/L		04/01/21 15:24	1

Client Sample ID: ER211-03

Date Collected: 03/23/21 11:21
Date Received: 03/24/21 10:42

Lab Sample ID: 410-33446-2

Matrix: Water

Method: 8260C DOD - Volatile Organic Compounds (GC/MS) (Continued)

Analyte	Result	Qualifier	LOQ	LOD	DL	Unit	D	Analyzed	Dil Fac
1,1-Dichloropropene	0.50	U	5.0	0.50	0.20	ug/L		04/01/21 15:24	1
1,2,3-Trichlorobenzene	1.0	U	5.0	1.0	0.40	ug/L		04/01/21 15:24	1
1,2,3-Trichloropropane	0.50	U	5.0	0.50	0.20	ug/L		04/01/21 15:24	1
1,2,4-Trichlorobenzene	1.0	U	5.0	1.0	0.30	ug/L		04/01/21 15:24	1
1,2,4-Trimethylbenzene	2.0	U	5.0	2.0	1.0	ug/L		04/01/21 15:24	1
1,2-Dibromo-3-Chloropropane	1.0	U	5.0	1.0	0.30	ug/L		04/01/21 15:24	1
1,2-Dibromoethane	0.50	U	1.0	0.50	0.20	ug/L		04/01/21 15:24	1
1,2-Dichlorobenzene	0.50	U	5.0	0.50	0.20	ug/L		04/01/21 15:24	1
1,2-Dichloroethane	0.50	U	1.0	0.50	0.30	ug/L		04/01/21 15:24	1
1,2-Dichloropropane	0.50	U	1.0	0.50	0.20	ug/L		04/01/21 15:24	1
1,3,5-Trimethylbenzene	1.0	U	5.0	1.0	0.30	ug/L		04/01/21 15:24	1
1,3-Dichlorobenzene	0.50	U	5.0	0.50	0.20	ug/L		04/01/21 15:24	1
1,3-Dichloropropane	0.50	U	1.0	0.50	0.20	ug/L		04/01/21 15:24	1
1,4-Dichlorobenzene	0.50	U	5.0	0.50	0.20	ug/L		04/01/21 15:24	1
2,2-Dichloropropane	0.50	U	1.0	0.50	0.30	ug/L		04/01/21 15:24	1
2-Butanone	1.0	U ^c	10	1.0	0.30	ug/L		04/01/21 15:24	1
2-Chlorotoluene	0.50	U	5.0	0.50	0.20	ug/L		04/01/21 15:24	1
2-Hexanone	1.0	U ^c	10	1.0	0.30	ug/L		04/01/21 15:24	1
4-Chlorotoluene	0.50	U	5.0	0.50	0.20	ug/L		04/01/21 15:24	1
4-Methyl-2-pentanone	1.0	U ^c	10	1.0	0.50	ug/L		04/01/21 15:24	1
Acetone	2.0	U	20	2.0	0.70	ug/L		04/01/21 15:24	1
Acrolein	5.0	U	100	5.0	3.0	ug/L		04/01/21 15:24	1
Acrylonitrile	1.0	U ^c	20	1.0	0.30	ug/L		04/01/21 15:24	1
Benzene	0.50	U	1.0	0.50	0.20	ug/L		04/01/21 15:24	1
Bromobenzene	0.50	U	5.0	0.50	0.20	ug/L		04/01/21 15:24	1
Bromochloromethane	0.50	U	5.0	0.50	0.20	ug/L		04/01/21 15:24	1
Bromodichloromethane	0.50	U	1.0	0.50	0.20	ug/L		04/01/21 15:24	1
Bromoform	2.0	U	4.0	2.0	1.0	ug/L		04/01/21 15:24	1
Bromomethane	0.50	U	1.0	0.50	0.30	ug/L		04/01/21 15:24	1
Carbon disulfide	0.50	U	5.0	0.50	0.20	ug/L		04/01/21 15:24	1
Carbon tetrachloride	0.50	U	1.0	0.50	0.20	ug/L		04/01/21 15:24	1
Chlorobenzene	0.50	U	1.0	0.50	0.20	ug/L		04/01/21 15:24	1
Chloroethane	0.50	U	1.0	0.50	0.20	ug/L		04/01/21 15:24	1
Chloroform	0.50	U	1.0	0.50	0.20	ug/L		04/01/21 15:24	1
Chloromethane	0.50	U	1.0	0.50	0.20	ug/L		04/01/21 15:24	1
cis-1,2-Dichloroethene	0.50	U	1.0	0.50	0.20	ug/L		04/01/21 15:24	1
cis-1,3-Dichloropropene	0.50	U	1.0	0.50	0.20	ug/L		04/01/21 15:24	1
Dibromochloromethane	0.50	U	1.0	0.50	0.20	ug/L		04/01/21 15:24	1
Dibromomethane	0.50	U	1.0	0.50	0.20	ug/L		04/01/21 15:24	1
Dichlorodifluoromethane	0.50	U	1.0	0.50	0.20	ug/L		04/01/21 15:24	1
Ethylbenzene	0.80	U	1.0	0.80	0.40	ug/L		04/01/21 15:24	1
Hexachlorobutadiene	4.0	U	5.0	4.0	2.0	ug/L		04/01/21 15:24	1
Isopropylbenzene	0.50	U	5.0	0.50	0.20	ug/L		04/01/21 15:24	1
m&p-Xylene	2.0	U	5.0	2.0	1.0	ug/L		04/01/21 15:24	1
Methyl tertiary butyl ether	0.50	U	1.0	0.50	0.20	ug/L		04/01/21 15:24	1
Methylene Chloride	0.50	U	1.0	0.50	0.30	ug/L		04/01/21 15:24	1
Naphthalene	2.0	U	5.0	2.0	1.0	ug/L		04/01/21 15:24	1
n-Butylbenzene	0.50	U	5.0	0.50	0.20	ug/L		04/01/21 15:24	1
N-Propylbenzene	0.50	U	5.0	0.50	0.20	ug/L		04/01/21 15:24	1

Client Sample ID: ER211-03

Date Collected: 03/23/21 11:21
Date Received: 03/24/21 10:42

Lab Sample ID: 410-33446-2

Matrix: Water

Method: 8260C DOD - Volatile Organic Compounds (GC/MS) (Continued)

Analyte	Result	Qualifier	LOQ	LOD	DL	Unit	D	Analyzed	Dil Fac
o-Xylene	0.80	U	1.0	0.80	0.40	ug/L		04/01/21 15:24	1
p-Isopropyltoluene	0.50	U	5.0	0.50	0.20	ug/L		04/01/21 15:24	1
sec-Butylbenzene	0.50	U	5.0	0.50	0.20	ug/L		04/01/21 15:24	1
Styrene	0.50	U	5.0	0.50	0.20	ug/L		04/01/21 15:24	1
tert-Butylbenzene	1.0	U	5.0	1.0	0.30	ug/L		04/01/21 15:24	1
Tetrachloroethene	0.50	U	1.0	0.50	0.20	ug/L		04/01/21 15:24	1
Toluene	0.50	U	1.0	0.50	0.20	ug/L		04/01/21 15:24	1
trans-1,2-Dichloroethene	0.50	U	1.0	0.50	0.20	ug/L		04/01/21 15:24	1
trans-1,3-Dichloropropene	0.50	U	1.0	0.50	0.20	ug/L		04/01/21 15:24	1
Trichloroethene	0.50	U	1.0	0.50	0.20	ug/L		04/01/21 15:24	1
Trichlorofluoromethane	0.50	U	1.0	0.50	0.20	ug/L		04/01/21 15:24	1
Vinyl acetate	2.0	U	10	2.0	0.70	ug/L		04/01/21 15:24	1
Vinyl chloride	0.50	U	1.0	0.50	0.20	ug/L		04/01/21 15:24	1
Xylenes, Total	2.8	U	6.0	2.8	1.4	ug/L		04/01/21 15:24	1

Surrogate	*%Recovery*	*Qualifier*	*Limits*	*Prepared*	*Analyzed*	*Dil Fac*
1,2-Dichloroethane-d4 (Surr)	*103*		*81 - 118*		*04/01/21 15:24*	*1*
4-Bromofluorobenzene (Surr)	*95*		*85 - 114*		*04/01/21 15:24*	*1*
Dibromofluoromethane (Surr)	*100*		*80 - 119*		*04/01/21 15:24*	*1*
Toluene-d8 (Surr)	*100*		*89 - 112*		*04/01/21 15:24*	*1*

Method: 8015D GRO - Gasoline Range Organics (GRO)

Analyte	Result	Qualifier	LOQ	LOD	DL	Unit	D	Analyzed	Dil Fac
GRO (1C)	40	U M	50	40	23	ug/L		03/25/21 14:50	1

Surrogate	*%Recovery*	*Qualifier*	*Limits*	*Prepared*	*Analyzed*	*Dil Fac*
a,a,a-Trifluorotoluene (fid) (1C)	*92*		*63 - 135*		*03/25/21 14:50*	*1*

Method: 8011 - EDB, DBCP, and 1,2,3-TCP (GC)

Analyte	Result	Qualifier	LOQ	LOD	DL	Unit	D	Analyzed	Dil Fac
Ethylene Dibromide (1C)	0.019	U	0.029	0.019	0.0096	ug/L		03/29/21 08:14	1

Surrogate	*%Recovery*	*Qualifier*	*Limits*	*Prepared*	*Analyzed*	*Dil Fac*
1,1,2,2-Tetrachloroethane (1C)	*87*		*46 - 136*	*03/26/21 23:02*	*03/29/21 08:14*	*1*
1,1,2,2-Tetrachloroethane (2C)	*104*		*46 - 136*	*03/26/21 23:02*	*03/29/21 08:14*	*1*

Method: 8015D DRO - Diesel Range Organics (DRO) (GC)

Analyte	Result	Qualifier	LOQ	LOD	DL	Unit	D	Analyzed	Dil Fac
DRO (C10-C28) (1C)	**180**	**M**	100	90	45	ug/L		03/29/21 13:53	1

Surrogate	*%Recovery*	*Qualifier*	*Limits*	*Prepared*	*Analyzed*	*Dil Fac*
o- terphenyl (Surr) (1C)	*90*		*56 - 125*	*03/27/21 09:44*	*03/29/21 13:53*	*1*

Method: 6010C - Metals (ICP) - Total Recoverable

Analyte	Result	Qualifier	LOQ	LOD	DL	Unit	D	Analyzed	Dil Fac
Calcium	**67**		0.20	0.15	0.096	mg/L		03/30/21 18:10	1
Magnesium	**6.3**		0.10	0.075	0.040	mg/L		03/30/21 18:10	1
Potassium	**3.8**		0.50	0.45	0.20	mg/L		03/30/21 18:10	1
Sodium	**38**		1.0	0.50	0.24	mg/L		03/30/21 18:10	1

Client Sample Results

Client: EA Engineering, Science, and Technology
Project/Site: Kirtland AFB Bulk Fuels Facility

Job ID: 410-33446-1

Client Sample ID: ER211-03

Lab Sample ID: 410-33446-2

Date Collected: 03/23/21 11:21
Matrix: Water
Date Received: 03/24/21 10:42

Method: 6020A - Metals (ICP/MS)

Analyte	Result	Qualifier	LOQ	LOD	DL	Unit	D	Analyzed	Dil Fac
Arsenic	0.0069		0.0020	0.0016	0.00068	mg/L		03/25/21 18:46	1
Lead	0.00083		0.00050	0.00025	0.000071	mg/L		03/25/21 18:46	1

Client Sample ID: TB-211-30

Lab Sample ID: 410-33446-3

Date Collected: 03/23/21 16:30
Matrix: Water
Date Received: 03/24/21 10:42

Method: 8260C DOD - Volatile Organic Compounds (GC/MS)

Analyte	Result	Qualifier	LOQ	LOD	DL	Unit	D	Analyzed	Dil Fac
1,1,1,2-Tetrachloroethane	0.50	U	1.0	0.50	0.20	ug/L		04/01/21 14:40	1
1,1,1-Trichloroethane	0.50	U	1.0	0.50	0.30	ug/L		04/01/21 14:40	1
1,1,2,2-Tetrachloroethane	0.50	U	1.0	0.50	0.20	ug/L		04/01/21 14:40	1
1,1,2-Trichloroethane	0.50	U	1.0	0.50	0.20	ug/L		04/01/21 14:40	1
1,1-Dichloroethane	0.50	U	1.0	0.50	0.20	ug/L		04/01/21 14:40	1
1,1-Dichloroethene	0.50	U	1.0	0.50	0.20	ug/L		04/01/21 14:40	1
1,1-Dichloropropene	0.50	U	5.0	0.50	0.20	ug/L		04/01/21 14:40	1
1,2,3-Trichlorobenzene	1.0	U	5.0	1.0	0.40	ug/L		04/01/21 14:40	1
1,2,3-Trichloropropane	0.50	U	5.0	0.50	0.20	ug/L		04/01/21 14:40	1
1,2,4-Trichlorobenzene	1.0	U	5.0	1.0	0.30	ug/L		04/01/21 14:40	1
1,2,4-Trimethylbenzene	2.0	U	5.0	2.0	1.0	ug/L		04/01/21 14:40	1
1,2-Dibromo-3-Chloropropane	1.0	U	5.0	1.0	0.30	ug/L		04/01/21 14:40	1
1,2-Dibromoethane	0.50	U	1.0	0.50	0.20	ug/L		04/01/21 14:40	1
1,2-Dichlorobenzene	0.50	U	5.0	0.50	0.20	ug/L		04/01/21 14:40	1
1,2-Dichloroethane	0.50	U	1.0	0.50	0.30	ug/L		04/01/21 14:40	1
1,2-Dichloropropane	0.50	U	1.0	0.50	0.20	ug/L		04/01/21 14:40	1
1,3,5-Trimethylbenzene	1.0	U	5.0	1.0	0.30	ug/L		04/01/21 14:40	1
1,3-Dichlorobenzene	0.50	U	5.0	0.50	0.20	ug/L		04/01/21 14:40	1
1,3-Dichloropropane	0.50	U	1.0	0.50	0.20	ug/L		04/01/21 14:40	1
1,4-Dichlorobenzene	0.50	U	5.0	0.50	0.20	ug/L		04/01/21 14:40	1
2,2-Dichloropropane	0.50	U	1.0	0.50	0.30	ug/L		04/01/21 14:40	1
2-Butanone	1.0	U ^c	10	1.0	0.30	ug/L		04/01/21 14:40	1
2-Chlorotoluene	0.50	U	5.0	0.50	0.20	ug/L		04/01/21 14:40	1
2-Hexanone	1.0	U ^c	10	1.0	0.30	ug/L		04/01/21 14:40	1
4-Chlorotoluene	0.50	U	5.0	0.50	0.20	ug/L		04/01/21 14:40	1
4-Methyl-2-pentanone	1.0	U ^c	10	1.0	0.50	ug/L		04/01/21 14:40	1
Acetone	2.0	U	20	2.0	0.70	ug/L		04/01/21 14:40	1
Acrolein	5.0	U	100	5.0	3.0	ug/L		04/01/21 14:40	1
Acrylonitrile	1.0	U ^c	20	1.0	0.30	ug/L		04/01/21 14:40	1
Benzene	0.50	U	1.0	0.50	0.20	ug/L		04/01/21 14:40	1
Bromobenzene	0.50	U	5.0	0.50	0.20	ug/L		04/01/21 14:40	1
Bromochloromethane	0.50	U	5.0	0.50	0.20	ug/L		04/01/21 14:40	1
Bromodichloromethane	0.50	U	1.0	0.50	0.20	ug/L		04/01/21 14:40	1
Bromoform	2.0	U	4.0	2.0	1.0	ug/L		04/01/21 14:40	1
Bromomethane	0.50	U	1.0	0.50	0.30	ug/L		04/01/21 14:40	1
Carbon disulfide	0.50	U	5.0	0.50	0.20	ug/L		04/01/21 14:40	1
Carbon tetrachloride	0.50	U	1.0	0.50	0.20	ug/L		04/01/21 14:40	1
Chlorobenzene	0.50	U	1.0	0.50	0.20	ug/L		04/01/21 14:40	1
Chloroethane	0.50	U	1.0	0.50	0.20	ug/L		04/01/21 14:40	1
Chloroform	0.50	U	1.0	0.50	0.20	ug/L		04/01/21 14:40	1
Chloromethane	0.50	U	1.0	0.50	0.20	ug/L		04/01/21 14:40	1

Client Sample ID: TB-211-30

Date Collected: 03/23/21 16:30
Date Received: 03/24/21 10:42

Lab Sample ID: 410-33446-3

Matrix: Water

Method: 8260C DOD - Volatile Organic Compounds (GC/MS) (Continued)

Analyte	Result	Qualifier	LOQ	LOD	DL	Unit	D	Analyzed	Dil Fac
cis-1,2-Dichloroethene	0.50	U	1.0	0.50	0.20	ug/L		04/01/21 14:40	1
cis-1,3-Dichloropropene	0.50	U	1.0	0.50	0.20	ug/L		04/01/21 14:40	1
Dibromochloromethane	0.50	U	1.0	0.50	0.20	ug/L		04/01/21 14:40	1
Dibromomethane	0.50	U	1.0	0.50	0.20	ug/L		04/01/21 14:40	1
Dichlorodifluoromethane	0.50	U	1.0	0.50	0.20	ug/L		04/01/21 14:40	1
Ethylbenzene	0.80	U	1.0	0.80	0.40	ug/L		04/01/21 14:40	1
Hexachlorobutadiene	4.0	U	5.0	4.0	2.0	ug/L		04/01/21 14:40	1
Isopropylbenzene	0.50	U	5.0	0.50	0.20	ug/L		04/01/21 14:40	1
m&p-Xylene	2.0	U	5.0	2.0	1.0	ug/L		04/01/21 14:40	1
Methyl tertiary butyl ether	0.50	U	1.0	0.50	0.20	ug/L		04/01/21 14:40	1
Methylene Chloride	0.50	U	1.0	0.50	0.30	ug/L		04/01/21 14:40	1
Naphthalene	2.0	U	5.0	2.0	1.0	ug/L		04/01/21 14:40	1
n-Butylbenzene	0.50	U	5.0	0.50	0.20	ug/L		04/01/21 14:40	1
N-Propylbenzene	0.50	U	5.0	0.50	0.20	ug/L		04/01/21 14:40	1
o-Xylene	0.80	U	1.0	0.80	0.40	ug/L		04/01/21 14:40	1
p-Isopropyltoluene	0.50	U	5.0	0.50	0.20	ug/L		04/01/21 14:40	1
sec-Butylbenzene	0.50	U	5.0	0.50	0.20	ug/L		04/01/21 14:40	1
Styrene	0.50	U	5.0	0.50	0.20	ug/L		04/01/21 14:40	1
tert-Butylbenzene	1.0	U	5.0	1.0	0.30	ug/L		04/01/21 14:40	1
Tetrachloroethene	0.50	U	1.0	0.50	0.20	ug/L		04/01/21 14:40	1
Toluene	0.50	U	1.0	0.50	0.20	ug/L		04/01/21 14:40	1
trans-1,2-Dichloroethene	0.50	U	1.0	0.50	0.20	ug/L		04/01/21 14:40	1
trans-1,3-Dichloropropene	0.50	U	1.0	0.50	0.20	ug/L		04/01/21 14:40	1
Trichloroethene	0.50	U	1.0	0.50	0.20	ug/L		04/01/21 14:40	1
Trichlorofluoromethane	0.50	U	1.0	0.50	0.20	ug/L		04/01/21 14:40	1
Vinyl acetate	2.0	U	10	2.0	0.70	ug/L		04/01/21 14:40	1
Vinyl chloride	0.50	U	1.0	0.50	0.20	ug/L		04/01/21 14:40	1
Xylenes, Total	2.8	U	6.0	2.8	1.4	ug/L		04/01/21 14:40	1

Surrogate	*%Recovery*	*Qualifier*	*Limits*	*Prepared*	*Analyzed*	*Dil Fac*
1,2-Dichloroethane-d4 (Surr)	*102*		*81 - 118*		*04/01/21 14:40*	*1*
4-Bromofluorobenzene (Surr)	*96*		*85 - 114*		*04/01/21 14:40*	*1*
Dibromofluoromethane (Surr)	*102*		*80 - 119*		*04/01/21 14:40*	*1*
Toluene-d8 (Surr)	*99*		*89 - 112*		*04/01/21 14:40*	*1*

Method: 8015D GRO - Gasoline Range Organics (GRO)

Analyte	Result	Qualifier	LOQ	LOD	DL	Unit	D	Analyzed	Dil Fac
GRO (1C)	40	U M	50	40	23	ug/L		03/24/21 19:57	1

Surrogate	*%Recovery*	*Qualifier*	*Limits*	*Prepared*	*Analyzed*	*Dil Fac*
a,a,a-Trifluorotoluene (fid) (1C)	*90*		*63 - 135*		*03/24/21 19:57*	*1*

Method: 8011 - EDB, DBCP, and 1,2,3-TCP (GC)

Analyte	Result	Qualifier	LOQ	LOD	DL	Unit	D	Analyzed	Dil Fac
Ethylene Dibromide (1C)	0.019	U	0.029	0.019	0.0096	ug/L		03/29/21 08:31	1

Surrogate	*%Recovery*	*Qualifier*	*Limits*	*Prepared*	*Analyzed*	*Dil Fac*
1,1,2,2-Tetrachloroethane (1C)	*83*		*46 - 136*	*03/26/21 23:02*	*03/29/21 08:31*	*1*
1,1,2,2-Tetrachloroethane (2C)	*94*		*46 - 136*	*03/26/21 23:02*	*03/29/21 08:31*	*1*

Surrogate Summary

Client: EA Engineering, Science, and Technology
Project/Site: Kirtland AFB Bulk Fuels Facility

Job ID: 410-33446-1

Method: 8260C DOD - Volatile Organic Compounds (GC/MS)

Matrix: Water **Prep Type: Total/NA**

		Percent Surrogate Recovery (Acceptance Limits)			
		DCA	BFB	DBFM	TOL
Lab Sample ID	Client Sample ID	(81-118)	(85-114)	(80-119)	(89-112)
410-33446-1	GW252-425-211	99	96	102	100
410-33446-2	ER211-03	103	95	100	100
410-33446-3	TB-211-30	102	96	102	99
LCS 410-109780/30	Lab Control Sample	100	95	101	98
LCS 410-109780/6	Lab Control Sample	103	98	101	99
LCSD 410-109780/31	Lab Control Sample Dup	99	96	99	99
LCSD 410-109780/7	Lab Control Sample Dup	99	98	101	101
MB 410-109780/9	Method Blank	101	96	102	101

Surrogate Legend

DCA = 1,2-Dichloroethane-d4 (Surr)
BFB = 4-Bromofluorobenzene (Surr)
DBFM = Dibromofluoromethane (Surr)
TOL = Toluene-d8 (Surr)

Method: 8015D GRO - Gasoline Range Organics (GRO)

Matrix: Water **Prep Type: Total/NA**

		Percent Surrogate Recovery (Acceptance Limits)
		TFT-F1
Lab Sample ID	Client Sample ID	(63-135)
410-33446-1	GW252-425-211	91
410-33446-2	ER211-03	92
410-33446-3	TB-211-30	90
LCS 410-106760/5	Lab Control Sample	92
LCS 410-107092/5	Lab Control Sample	95
LCSD 410-106760/6	Lab Control Sample Dup	91
LCSD 410-107092/6	Lab Control Sample Dup	91
MB 410-106760/4	Method Blank	92
MB 410-107092/4	Method Blank	92

Surrogate Legend

TFT-F = a,a,a-Trifluorotoluene (fid)

Method: 8011 - EDB, DBCP, and 1,2,3-TCP (GC)

Matrix: Water **Prep Type: Total/NA**

		Percent Surrogate Recovery (Acceptance Limits)	
		1122TCA1	1122TCA2
Lab Sample ID	Client Sample ID	(46-136)	(46-136)
410-33446-1	GW252-425-211	87	95
410-33446-2	ER211-03	87	104
410-33446-3	TB-211-30	83	94
LCS 410-107872/2-A	Lab Control Sample	82	93
LCSD 410-107872/3-A	Lab Control Sample Dup	83	91
MB 410-107872/1-A	Method Blank	90	99

Surrogate Legend

1122TCA = 1,1,2,2-Tetrachloroethane

Surrogate Summary

Client: EA Engineering, Science, and Technology
Job ID: 410-33446-1
Project/Site: Kirtland AFB Bulk Fuels Facility

Method: 8015D DRO - Diesel Range Organics (DRO) (GC)

Matrix: Water **Prep Type: Total/NA**

		Percent Surrogate Recovery (Acceptance Limits)							
Lab Sample ID	**Client Sample ID**	**OTP1 (56-125)**							
410-33446-1	GW252-425-211	89							
410-33446-2	ER211-03	90							
LCS 410-107949/2-A	Lab Control Sample	84							
MB 410-107949/1-A	Method Blank	85							

Surrogate Legend

OTP = o- terphenyl (Surr)

Method: 8260C DOD - Volatile Organic Compounds (GC/MS)

Lab Sample ID: MB 410-109780/9
Matrix: Water
Analysis Batch: 109780

Client Sample ID: Method Blank
Prep Type: Total/NA

Analyte	MB Result	MB Qualifier	LOQ	LOD	DL	Unit	D	Analyzed	Dil Fac
1,1,1,2-Tetrachloroethane	0.50	U	1.0	0.50	0.20	ug/L		04/01/21 12:48	1
1,1,1-Trichloroethane	0.50	U	1.0	0.50	0.30	ug/L		04/01/21 12:48	1
1,1,2,2-Tetrachloroethane	0.50	U	1.0	0.50	0.20	ug/L		04/01/21 12:48	1
1,1,2-Trichloroethane	0.50	U	1.0	0.50	0.20	ug/L		04/01/21 12:48	1
1,1-Dichloroethane	0.50	U	1.0	0.50	0.20	ug/L		04/01/21 12:48	1
1,1-Dichloroethene	0.50	U	1.0	0.50	0.20	ug/L		04/01/21 12:48	1
1,1-Dichloropropene	0.50	U	5.0	0.50	0.20	ug/L		04/01/21 12:48	1
1,2,3-Trichlorobenzene	1.0	U	5.0	1.0	0.40	ug/L		04/01/21 12:48	1
1,2,3-Trichloropropane	0.50	U	5.0	0.50	0.20	ug/L		04/01/21 12:48	1
1,2,4-Trichlorobenzene	1.0	U	5.0	1.0	0.30	ug/L		04/01/21 12:48	1
1,2,4-Trimethylbenzene	2.0	U	5.0	2.0	1.0	ug/L		04/01/21 12:48	1
1,2-Dibromo-3-Chloropropane	1.0	U	5.0	1.0	0.30	ug/L		04/01/21 12:48	1
1,2-Dibromoethane	0.50	U	1.0	0.50	0.20	ug/L		04/01/21 12:48	1
1,2-Dichlorobenzene	0.50	U	5.0	0.50	0.20	ug/L		04/01/21 12:48	1
1,2-Dichloroethane	0.50	U	1.0	0.50	0.30	ug/L		04/01/21 12:48	1
1,2-Dichloropropane	0.50	U	1.0	0.50	0.20	ug/L		04/01/21 12:48	1
1,3,5-Trimethylbenzene	1.0	U	5.0	1.0	0.30	ug/L		04/01/21 12:48	1
1,3-Dichlorobenzene	0.50	U	5.0	0.50	0.20	ug/L		04/01/21 12:48	1
1,3-Dichloropropane	0.50	U	1.0	0.50	0.20	ug/L		04/01/21 12:48	1
1,4-Dichlorobenzene	0.50	U	5.0	0.50	0.20	ug/L		04/01/21 12:48	1
2,2-Dichloropropane	0.50	U	1.0	0.50	0.30	ug/L		04/01/21 12:48	1
2-Butanone	1.0	U	10	1.0	0.30	ug/L		04/01/21 12:48	1
2-Chlorotoluene	0.50	U	5.0	0.50	0.20	ug/L		04/01/21 12:48	1
2-Hexanone	1.0	U	10	1.0	0.30	ug/L		04/01/21 12:48	1
4-Chlorotoluene	0.50	U	5.0	0.50	0.20	ug/L		04/01/21 12:48	1
4-Methyl-2-pentanone	1.0	U	10	1.0	0.50	ug/L		04/01/21 12:48	1
Acetone	2.0	U	20	2.0	0.70	ug/L		04/01/21 12:48	1
Acrolein	5.0	U	100	5.0	3.0	ug/L		04/01/21 12:48	1
Acrylonitrile	1.0	U	20	1.0	0.30	ug/L		04/01/21 12:48	1
Benzene	0.50	U	1.0	0.50	0.20	ug/L		04/01/21 12:48	1
Bromobenzene	0.50	U	5.0	0.50	0.20	ug/L		04/01/21 12:48	1
Bromochloromethane	0.50	U	5.0	0.50	0.20	ug/L		04/01/21 12:48	1
Bromodichloromethane	0.50	U	1.0	0.50	0.20	ug/L		04/01/21 12:48	1
Bromoform	2.0	U	4.0	2.0	1.0	ug/L		04/01/21 12:48	1
Bromomethane	0.50	U	1.0	0.50	0.30	ug/L		04/01/21 12:48	1
Carbon disulfide	0.50	U	5.0	0.50	0.20	ug/L		04/01/21 12:48	1
Carbon tetrachloride	0.50	U	1.0	0.50	0.20	ug/L		04/01/21 12:48	1
Chlorobenzene	0.50	U	1.0	0.50	0.20	ug/L		04/01/21 12:48	1
Chloroethane	0.50	U	1.0	0.50	0.20	ug/L		04/01/21 12:48	1
Chloroform	0.50	U	1.0	0.50	0.20	ug/L		04/01/21 12:48	1
Chloromethane	0.50	U	1.0	0.50	0.20	ug/L		04/01/21 12:48	1
cis-1,2-Dichloroethene	0.50	U	1.0	0.50	0.20	ug/L		04/01/21 12:48	1
cis-1,3-Dichloropropene	0.50	U	1.0	0.50	0.20	ug/L		04/01/21 12:48	1
Dibromochloromethane	0.50	U	1.0	0.50	0.20	ug/L		04/01/21 12:48	1
Dibromomethane	0.50	U	1.0	0.50	0.20	ug/L		04/01/21 12:48	1
Dichlorodifluoromethane	0.50	U	1.0	0.50	0.20	ug/L		04/01/21 12:48	1
Ethylbenzene	0.80	U	1.0	0.80	0.40	ug/L		04/01/21 12:48	1
Hexachlorobutadiene	4.0	U	5.0	4.0	2.0	ug/L		04/01/21 12:48	1

Method: 8260C DOD - Volatile Organic Compounds (GC/MS) (Continued)

Lab Sample ID: MB 410-109780/9
Matrix: Water
Analysis Batch: 109780

Client Sample ID: Method Blank
Prep Type: Total/NA

Analyte	MB Result	MB Qualifier	LOQ	LOD	DL	Unit	D	Analyzed	Dil Fac
Isopropylbenzene	0.50	U	5.0	0.50	0.20	ug/L		04/01/21 12:48	1
m&p-Xylene	2.0	U	5.0	2.0	1.0	ug/L		04/01/21 12:48	1
Methyl tertiary butyl ether	0.50	U	1.0	0.50	0.20	ug/L		04/01/21 12:48	1
Methylene Chloride	0.50	U	1.0	0.50	0.30	ug/L		04/01/21 12:48	1
Naphthalene	2.0	U	5.0	2.0	1.0	ug/L		04/01/21 12:48	1
n-Butylbenzene	0.50	U	5.0	0.50	0.20	ug/L		04/01/21 12:48	1
N-Propylbenzene	0.50	U	5.0	0.50	0.20	ug/L		04/01/21 12:48	1
o-Xylene	0.80	U	1.0	0.80	0.40	ug/L		04/01/21 12:48	1
p-Isopropyltoluene	0.50	U	5.0	0.50	0.20	ug/L		04/01/21 12:48	1
sec-Butylbenzene	0.50	U	5.0	0.50	0.20	ug/L		04/01/21 12:48	1
Styrene	0.50	U	5.0	0.50	0.20	ug/L		04/01/21 12:48	1
tert-Butylbenzene	1.0	U	5.0	1.0	0.30	ug/L		04/01/21 12:48	1
Tetrachloroethene	0.50	U	1.0	0.50	0.20	ug/L		04/01/21 12:48	1
Toluene	0.50	U	1.0	0.50	0.20	ug/L		04/01/21 12:48	1
trans-1,2-Dichloroethene	0.50	U	1.0	0.50	0.20	ug/L		04/01/21 12:48	1
trans-1,3-Dichloropropene	0.50	U	1.0	0.50	0.20	ug/L		04/01/21 12:48	1
Trichloroethene	0.50	U	1.0	0.50	0.20	ug/L		04/01/21 12:48	1
Trichlorofluoromethane	0.50	U	1.0	0.50	0.20	ug/L		04/01/21 12:48	1
Vinyl acetate	2.0	U	10	2.0	0.70	ug/L		04/01/21 12:48	1
Vinyl chloride	0.50	U	1.0	0.50	0.20	ug/L		04/01/21 12:48	1
Xylenes, Total	2.8	U	6.0	2.8	1.4	ug/L		04/01/21 12:48	1

Surrogate	*MB %Recovery*	*MB Qualifier*	*Limits*	*Prepared*	*Analyzed*	*Dil Fac*
1,2-Dichloroethane-d4 (Surr)	*101*		*81 - 118*		*04/01/21 12:48*	*1*
4-Bromofluorobenzene (Surr)	*96*		*85 - 114*		*04/01/21 12:48*	*1*
Dibromofluoromethane (Surr)	*102*		*80 - 119*		*04/01/21 12:48*	*1*
Toluene-d8 (Surr)	*101*		*89 - 112*		*04/01/21 12:48*	*1*

Lab Sample ID: LCS 410-109780/30
Matrix: Water
Analysis Batch: 109780

Client Sample ID: Lab Control Sample
Prep Type: Total/NA

Analyte			Spike Added	LCS Result	LCS Qualifier	Unit	D	%Rec	%Rec. Limits		
Vinyl acetate			100	83.5		ug/L		84	54 - 146		

Surrogate	*LCS %Recovery*	*LCS Qualifier*	*Limits*
1,2-Dichloroethane-d4 (Surr)	*100*		*81 - 118*
4-Bromofluorobenzene (Surr)	*95*		*85 - 114*
Dibromofluoromethane (Surr)	*101*		*80 - 119*
Toluene-d8 (Surr)	*98*		*89 - 112*

Lab Sample ID: LCS 410-109780/6
Matrix: Water
Analysis Batch: 109780

Client Sample ID: Lab Control Sample
Prep Type: Total/NA

Analyte			Spike Added	LCS Result	LCS Qualifier	Unit	D	%Rec	%Rec. Limits		
1,1,1,2-Tetrachloroethane			20.0	20.0		ug/L		100	78 - 124		
1,1,1-Trichloroethane			20.0	17.9		ug/L		90	74 - 131		

Method: 8260C DOD - Volatile Organic Compounds (GC/MS) (Continued)

Lab Sample ID: LCS 410-109780/6
Matrix: Water
Analysis Batch: 109780

Client Sample ID: Lab Control Sample
Prep Type: Total/NA

Analyte	Spike Added	LCS Result	LCS Qualifier	Unit	D	%Rec	%Rec. Limits
1,1,2,2-Tetrachloroethane	20.0	17.6		ug/L		88	71 - 121
1,1,2-Trichloroethane	20.0	18.6		ug/L		93	80 - 119
1,1-Dichloroethane	20.0	17.8		ug/L		89	77 - 125
1,1-Dichloroethene	20.0	19.4		ug/L		97	71 - 131
1,1-Dichloropropene	20.0	17.9		ug/L		89	79 - 125
1,2,3-Trichlorobenzene	20.0	18.9		ug/L		94	69 - 129
1,2,3-Trichloropropane	20.0	18.2		ug/L		91	73 - 122
1,2,4-Trichlorobenzene	20.0	18.7		ug/L		93	69 - 130
1,2,4-Trimethylbenzene	20.0	18.4		ug/L		92	76 - 124
1,2-Dibromo-3-Chloropropane	20.0	17.2		ug/L		86	62 - 128
1,2-Dibromoethane	20.0	19.2		ug/L		96	77 - 121
1,2-Dichlorobenzene	20.0	19.3		ug/L		96	80 - 119
1,2-Dichloroethane	20.0	18.9		ug/L		95	73 - 128
1,2-Dichloropropane	20.0	17.9		ug/L		89	78 - 122
1,3,5-Trimethylbenzene	20.0	18.7		ug/L		93	75 - 124
1,3-Dichlorobenzene	20.0	19.1		ug/L		96	80 - 119
1,3-Dichloropropane	20.0	18.3		ug/L		91	80 - 119
1,4-Dichlorobenzene	20.0	19.1		ug/L		96	79 - 118
2,2-Dichloropropane	20.0	18.7		ug/L		94	60 - 139
2-Butanone	150	124		ug/L		83	56 - 143
2-Chlorotoluene	20.0	18.5		ug/L		92	79 - 122
2-Hexanone	100	85.4		ug/L		85	57 - 139
4-Chlorotoluene	20.0	18.8		ug/L		94	78 - 122
4-Methyl-2-pentanone	100	85.1		ug/L		85	67 - 130
Acetone	150	136		ug/L		91	39 - 160
Acrolein	150	107		ug/L		72	39 - 155
Acrylonitrile	100	85.7		ug/L		86	63 - 135
Benzene	20.0	18.3		ug/L		91	42 - 138
Bromobenzene	20.0	18.9		ug/L		94	80 - 120
Bromochloromethane	20.0	20.6		ug/L		103	78 - 123
Bromodichloromethane	20.0	18.8		ug/L		94	79 - 125
Bromoform	20.0	19.6		ug/L		98	66 - 130
Bromomethane	20.0	18.4		ug/L		92	53 - 141
Carbon disulfide	20.0	17.3		ug/L		86	64 - 133
Carbon tetrachloride	20.0	19.0		ug/L		95	72 - 136
Chlorobenzene	20.0	19.6		ug/L		98	82 - 118
Chloroethane	20.0	16.7		ug/L		83	60 - 138
Chloroform	20.0	18.9		ug/L		94	79 - 124
Chloromethane	20.0	18.0		ug/L		90	50 - 139
cis-1,2-Dichloroethene	20.0	18.8		ug/L		94	78 - 123
cis-1,3-Dichloropropene	20.0	18.0		ug/L		90	75 - 124
Dibromochloromethane	20.0	19.0		ug/L		95	74 - 126
Dibromomethane	20.0	19.2		ug/L		96	79 - 123
Dichlorodifluoromethane	20.0	19.8		ug/L		99	32 - 152
Ethylbenzene	20.0	18.8		ug/L		94	79 - 121
Hexachlorobutadiene	20.0	17.9		ug/L		89	66 - 134
Isopropylbenzene	20.0	18.1		ug/L		91	72 - 131
m&p-Xylene	40.0	38.2		ug/L		95	80 - 121
Methyl tertiary butyl ether	20.0	17.7		ug/L		88	71 - 124

Method: 8260C DOD - Volatile Organic Compounds (GC/MS) (Continued)

Lab Sample ID: LCS 410-109780/6
Matrix: Water
Analysis Batch: 109780

Client Sample ID: Lab Control Sample
Prep Type: Total/NA

Analyte	Spike Added	LCS Result	LCS Qualifier	Unit	D	%Rec	%Rec. Limits
Methylene Chloride	20.0	18.9		ug/L		94	74 - 124
Naphthalene	20.0	18.2		ug/L		91	61 - 128
n-Butylbenzene	20.0	17.7		ug/L		88	75 - 128
N-Propylbenzene	20.0	18.3		ug/L		92	76 - 126
o-Xylene	20.0	19.4		ug/L		97	78 - 122
p-Isopropyltoluene	20.0	18.3		ug/L		91	77 - 127
sec-Butylbenzene	20.0	17.8		ug/L		89	77 - 126
Styrene	20.0	18.7		ug/L		94	78 - 123
tert-Butylbenzene	20.0	17.0		ug/L		85	78 - 124
Tetrachloroethene	20.0	19.0		ug/L		95	74 - 129
Toluene	20.0	18.7		ug/L		94	80 - 121
trans-1,2-Dichloroethene	20.0	18.9		ug/L		94	75 - 124
trans-1,3-Dichloropropene	20.0	18.7		ug/L		93	73 - 127
Trichloroethene	20.0	19.0		ug/L		95	79 - 123
Trichlorofluoromethane	20.0	17.6		ug/L		88	65 - 141
Vinyl chloride	20.0	18.5		ug/L		93	58 - 137
Xylenes, Total	60.0	57.6		ug/L		96	79 - 121

Surrogate	*LCS %Recovery*	*LCS Qualifier*	*Limits*
1,2-Dichloroethane-d4 (Surr)	*103*		*81 - 118*
4-Bromofluorobenzene (Surr)	*98*		*85 - 114*
Dibromofluoromethane (Surr)	*101*		*80 - 119*
Toluene-d8 (Surr)	*99*		*89 - 112*

Lab Sample ID: LCSD 410-109780/31
Matrix: Water
Analysis Batch: 109780

Client Sample ID: Lab Control Sample Dup
Prep Type: Total/NA

Analyte	Spike Added	LCSD Result	LCSD Qualifier	Unit	D	%Rec	%Rec. Limits	RPD	RPD Limit
Vinyl acetate	100	85.1		ug/L		85	54 - 146	2	20

Surrogate	*LCSD %Recovery*	*LCSD Qualifier*	*Limits*
1,2-Dichloroethane-d4 (Surr)	*99*		*81 - 118*
4-Bromofluorobenzene (Surr)	*96*		*85 - 114*
Dibromofluoromethane (Surr)	*99*		*80 - 119*
Toluene-d8 (Surr)	*99*		*89 - 112*

Lab Sample ID: LCSD 410-109780/7
Matrix: Water
Analysis Batch: 109780

Client Sample ID: Lab Control Sample Dup
Prep Type: Total/NA

Analyte	Spike Added	LCSD Result	LCSD Qualifier	Unit	D	%Rec	%Rec. Limits	RPD	RPD Limit
1,1,1,2-Tetrachloroethane	20.0	19.6		ug/L		98	78 - 124	2	20
1,1,1-Trichloroethane	20.0	18.2		ug/L		91	74 - 131	1	20
1,1,2,2-Tetrachloroethane	20.0	17.6		ug/L		88	71 - 121	0	20
1,1,2-Trichloroethane	20.0	19.0		ug/L		95	80 - 119	2	20
1,1-Dichloroethane	20.0	18.4		ug/L		92	77 - 125	4	20
1,1-Dichloroethene	20.0	19.0		ug/L		95	71 - 131	2	20

Method: 8260C DOD - Volatile Organic Compounds (GC/MS) (Continued)

Lab Sample ID: LCSD 410-109780/7
Matrix: Water
Analysis Batch: 109780

Client Sample ID: Lab Control Sample Dup
Prep Type: Total/NA

Analyte	Spike Added	LCSD Result	LCSD Qualifier	Unit	D	%Rec	%Rec. Limits	RPD	RPD Limit
1,1-Dichloropropene	20.0	18.1		ug/L		90	79 - 125	1	20
1,2,3-Trichlorobenzene	20.0	19.2		ug/L		96	69 - 129	2	20
1,2,3-Trichloropropane	20.0	18.7		ug/L		93	73 - 122	3	20
1,2,4-Trichlorobenzene	20.0	19.1		ug/L		95	69 - 130	2	20
1,2,4-Trimethylbenzene	20.0	18.9		ug/L		94	76 - 124	2	20
1,2-Dibromo-3-Chloropropane	20.0	17.3		ug/L		86	62 - 128	0	20
1,2-Dibromoethane	20.0	19.0		ug/L		95	77 - 121	1	20
1,2-Dichlorobenzene	20.0	19.7		ug/L		99	80 - 119	2	20
1,2-Dichloroethane	20.0	18.9		ug/L		95	73 - 128	0	20
1,2-Dichloropropane	20.0	18.1		ug/L		91	78 - 122	1	20
1,3,5-Trimethylbenzene	20.0	18.9		ug/L		95	75 - 124	1	20
1,3-Dichlorobenzene	20.0	19.1		ug/L		96	80 - 119	0	20
1,3-Dichloropropane	20.0	18.3		ug/L		92	80 - 119	0	20
1,4-Dichlorobenzene	20.0	19.4		ug/L		97	79 - 118	1	20
2,2-Dichloropropane	20.0	18.9		ug/L		95	60 - 139	1	20
2-Butanone	150	126		ug/L		84	56 - 143	1	20
2-Chlorotoluene	20.0	19.1		ug/L		95	79 - 122	3	20
2-Hexanone	100	85.9		ug/L		86	57 - 139	1	20
4-Chlorotoluene	20.0	18.9		ug/L		94	78 - 122	1	20
4-Methyl-2-pentanone	100	86.4		ug/L		86	67 - 130	1	20
Acetone	150	138		ug/L		92	39 - 160	1	20
Acrolein	150	107		ug/L		71	39 - 155	0	20
Acrylonitrile	100	86.5		ug/L		86	63 - 135	1	20
Benzene	20.0	18.6		ug/L		93	42 - 138	2	20
Bromobenzene	20.0	19.0		ug/L		95	80 - 120	1	20
Bromochloromethane	20.0	20.9		ug/L		105	78 - 123	2	20
Bromodichloromethane	20.0	18.8		ug/L		94	79 - 125	0	20
Bromoform	20.0	19.5		ug/L		98	66 - 130	0	20
Bromomethane	20.0	19.2		ug/L		96	53 - 141	4	20
Carbon disulfide	20.0	17.9		ug/L		89	64 - 133	4	20
Carbon tetrachloride	20.0	19.3		ug/L		97	72 - 136	2	20
Chlorobenzene	20.0	19.6		ug/L		98	82 - 118	0	20
Chloroethane	20.0	17.7		ug/L		88	60 - 138	6	20
Chloroform	20.0	19.1		ug/L		96	79 - 124	1	20
Chloromethane	20.0	18.2		ug/L		91	50 - 139	1	20
cis-1,2-Dichloroethene	20.0	19.0		ug/L		95	78 - 123	1	20
cis-1,3-Dichloropropene	20.0	18.3		ug/L		91	75 - 124	2	20
Dibromochloromethane	20.0	19.2		ug/L		96	74 - 126	1	20
Dibromomethane	20.0	19.4		ug/L		97	79 - 123	1	20
Dichlorodifluoromethane	20.0	20.1		ug/L		101	32 - 152	2	20
Ethylbenzene	20.0	19.0		ug/L		95	79 - 121	1	20
Hexachlorobutadiene	20.0	18.2		ug/L		91	66 - 134	2	20
Isopropylbenzene	20.0	18.4		ug/L		92	72 - 131	2	20
m&p-Xylene	40.0	38.8		ug/L		97	80 - 121	2	20
Methyl tertiary butyl ether	20.0	18.1		ug/L		91	71 - 124	2	20
Methylene Chloride	20.0	19.2		ug/L		96	74 - 124	2	20
Naphthalene	20.0	18.5		ug/L		92	61 - 128	2	20
n-Butylbenzene	20.0	18.1		ug/L		91	75 - 128	3	20
N-Propylbenzene	20.0	18.6		ug/L		93	76 - 126	1	20

Method: 8260C DOD - Volatile Organic Compounds (GC/MS) (Continued)

Lab Sample ID: LCSD 410-109780/7 — **Client Sample ID: Lab Control Sample Dup**
Matrix: Water — **Prep Type: Total/NA**
Analysis Batch: 109780

Analyte			Spike Added	LCSD Result	LCSD Qualifier	Unit	D	%Rec	%Rec. Limits	RPD	RPD Limit
o-Xylene			20.0	19.5		ug/L		98	78 - 122	1	20
p-Isopropyltoluene			20.0	18.8		ug/L		94	77 - 127	3	20
sec-Butylbenzene			20.0	18.3		ug/L		92	77 - 126	3	20
Styrene			20.0	19.2		ug/L		96	78 - 123	2	20
tert-Butylbenzene			20.0	17.9		ug/L		90	78 - 124	5	20
Tetrachloroethene			20.0	19.2		ug/L		96	74 - 129	1	20
Toluene			20.0	18.9		ug/L		95	80 - 121	1	20
trans-1,2-Dichloroethene			20.0	19.7		ug/L		98	75 - 124	4	20
trans-1,3-Dichloropropene			20.0	19.0		ug/L		95	73 - 127	2	20
Trichloroethene			20.0	19.3		ug/L		96	79 - 123	2	20
Trichlorofluoromethane			20.0	17.6		ug/L		88	65 - 141	0	20
Vinyl chloride			20.0	19.1		ug/L		95	58 - 137	3	20
Xylenes, Total			60.0	58.3		ug/L		97	79 - 121	1	20

Surrogate	*LCSD %Recovery*	*LCSD Qualifier*	*Limits*
1,2-Dichloroethane-d4 (Surr)	*99*		*81 - 118*
4-Bromofluorobenzene (Surr)	*98*		*85 - 114*
Dibromofluoromethane (Surr)	*101*		*80 - 119*
Toluene-d8 (Surr)	*101*		*89 - 112*

Method: 8015D GRO - Gasoline Range Organics (GRO)

Lab Sample ID: MB 410-106760/4 — **Client Sample ID: Method Blank**
Matrix: Water — **Prep Type: Total/NA**
Analysis Batch: 106760

Analyte	MB Result	MB Qualifier	LOQ	LOD	DL	Unit	D	Analyzed	Dil Fac
GRO (1C)	40	U M	50	40	23	ug/L		03/24/21 18:46	1

Surrogate	*MB %Recovery*	*MB Qualifier*	*Limits*	*Prepared*	*Analyzed*	*Dil Fac*
a,a,a-Trifluorotoluene (fid) (1C)	*92*		*63 - 135*		*03/24/21 18:46*	*1*

Lab Sample ID: LCS 410-106760/5 — **Client Sample ID: Lab Control Sample**
Matrix: Water — **Prep Type: Total/NA**
Analysis Batch: 106760

Analyte			Spike Added	LCS Result	LCS Qualifier	Unit	D	%Rec	%Rec. Limits		
GRO (1C)			1100	1110	M	ug/L		101	78 - 122		

Surrogate	*LCS %Recovery*	*LCS Qualifier*	*Limits*
a,a,a-Trifluorotoluene (fid) (1C)	*92*		*63 - 135*

Lab Sample ID: LCSD 410-106760/6 — **Client Sample ID: Lab Control Sample Dup**
Matrix: Water — **Prep Type: Total/NA**
Analysis Batch: 106760

Analyte			Spike Added	LCSD Result	LCSD Qualifier	Unit	D	%Rec	%Rec. Limits	RPD	RPD Limit
GRO (1C)			1100	1110	M	ug/L		101	78 - 122	0	20

Method: 8015D GRO - Gasoline Range Organics (GRO) (Continued)

Lab Sample ID: LCSD 410-106760/6
Matrix: Water
Analysis Batch: 106760

Client Sample ID: Lab Control Sample Dup
Prep Type: Total/NA

Surrogate	LCSD %Recovery	LCSD Qualifier	Limits
a,a,a-Trifluorotoluene (fid) (1C)	91		63 - 135

Lab Sample ID: MB 410-107092/4
Matrix: Water
Analysis Batch: 107092

Client Sample ID: Method Blank
Prep Type: Total/NA

Analyte	MB Result	MB Qualifier	LOQ	LOD	DL	Unit	D	Analyzed	Dil Fac
GRO (1C)	40	U M	50	40	23	ug/L		03/25/21 12:51	1

Surrogate	MB %Recovery	MB Qualifier	Limits	Prepared	Analyzed	Dil Fac
a,a,a-Trifluorotoluene (fid) (1C)	92		63 - 135		03/25/21 12:51	1

Lab Sample ID: LCS 410-107092/5
Matrix: Water
Analysis Batch: 107092

Client Sample ID: Lab Control Sample
Prep Type: Total/NA

Analyte			Spike Added	LCS Result	LCS Qualifier	Unit	D	%Rec	%Rec. Limits		
GRO (1C)			1100	1150	M	ug/L		105	78 - 122		

Surrogate	LCS %Recovery	LCS Qualifier	Limits
a,a,a-Trifluorotoluene (fid) (1C)	95		63 - 135

Lab Sample ID: LCSD 410-107092/6
Matrix: Water
Analysis Batch: 107092

Client Sample ID: Lab Control Sample Dup
Prep Type: Total/NA

Analyte			Spike Added	LCSD Result	LCSD Qualifier	Unit	D	%Rec	%Rec. Limits	RPD	RPD Limit
GRO (1C)			1100	1130	M	ug/L		103	78 - 122	2	20

Surrogate	LCSD %Recovery	LCSD Qualifier	Limits
a,a,a-Trifluorotoluene (fid) (1C)	91		63 - 135

Method: 8011 - EDB, DBCP, and 1,2,3-TCP (GC)

Lab Sample ID: MB 410-107872/1-A
Matrix: Water
Analysis Batch: 108136

Client Sample ID: Method Blank
Prep Type: Total/NA
Prep Batch: 107872

Analyte	MB Result	MB Qualifier	LOQ	LOD	DL	Unit	D	Analyzed	Dil Fac
Ethylene Dibromide (1C)	0.020	U	0.030	0.020	0.010	ug/L		03/29/21 06:34	1

Surrogate	MB %Recovery	MB Qualifier	Limits	Prepared	Analyzed	Dil Fac
1,1,2,2-Tetrachloroethane (1C)	90		46 - 136	03/26/21 23:02	03/29/21 06:34	1
1,1,2,2-Tetrachloroethane (2C)	99		46 - 136	03/26/21 23:02	03/29/21 06:34	1

Method: 8011 - EDB, DBCP, and 1,2,3-TCP (GC) (Continued)

Lab Sample ID: LCS 410-107872/2-A — **Client Sample ID: Lab Control Sample**
Matrix: Water — **Prep Type: Total/NA**
Analysis Batch: 108136 — **Prep Batch: 107872**

Analyte	Spike Added	LCS Result	LCS Qualifier	Unit	D	%Rec	%Rec. Limits
Ethylene Dibromide (1C)	0.128	0.152		ug/L		119	60 - 140

Surrogate	*LCS %Recovery*	*LCS Qualifier*	*Limits*
1,1,2,2-Tetrachloroethane (1C)	*82*		*46 - 136*
1,1,2,2-Tetrachloroethane (2C)	*93*		*46 - 136*

Lab Sample ID: LCSD 410-107872/3-A — **Client Sample ID: Lab Control Sample Dup**
Matrix: Water — **Prep Type: Total/NA**
Analysis Batch: 108136 — **Prep Batch: 107872**

Analyte	Spike Added	LCSD Result	LCSD Qualifier	Unit	D	%Rec	%Rec. Limits	RPD	RPD Limit
Ethylene Dibromide (1C)	0.128	0.152		ug/L		119	60 - 140	0	20

Surrogate	*LCSD %Recovery*	*LCSD Qualifier*	*Limits*
1,1,2,2-Tetrachloroethane (1C)	*83*		*46 - 136*
1,1,2,2-Tetrachloroethane (2C)	*91*		*46 - 136*

Method: 8015D DRO - Diesel Range Organics (DRO) (GC)

Lab Sample ID: MB 410-107949/1-A — **Client Sample ID: Method Blank**
Matrix: Water — **Prep Type: Total/NA**
Analysis Batch: 108298 — **Prep Batch: 107949**

Analyte	MB Result	MB Qualifier	LOQ	LOD	DL	Unit	D	Analyzed	Dil Fac
DRO (C10-C28) (1C)	90	U M	100	90	45	ug/L		03/29/21 12:45	1

Surrogate	*MB %Recovery*	*MB Qualifier*	*Limits*	*Prepared*	*Analyzed*	*Dil Fac*
o- terphenyl (Surr) (1C)	*85*		*56 - 125*	*03/27/21 09:43*	*03/29/21 12:45*	*1*

Lab Sample ID: LCS 410-107949/2-A — **Client Sample ID: Lab Control Sample**
Matrix: Water — **Prep Type: Total/NA**
Analysis Batch: 108298 — **Prep Batch: 107949**

Analyte	Spike Added	LCS Result	LCS Qualifier	Unit	D	%Rec	%Rec. Limits
DRO (C10-C28) (1C)	602	417	M	ug/L		69	36 - 132

Surrogate	*LCS %Recovery*	*LCS Qualifier*	*Limits*
o- terphenyl (Surr) (1C)	*84*		*56 - 125*

Method: EPA 300.0 R2.1 - Anions, Ion Chromatography

Lab Sample ID: MB 410-108490/4 — **Client Sample ID: Method Blank**
Matrix: Water — **Prep Type: Total/NA**
Analysis Batch: 108490

Analyte	MB Result	MB Qualifier	LOQ	LOD	DL	Unit	D	Analyzed	Dil Fac
Bromide	0.40	U	0.50	0.40	0.25	mg/L		03/29/21 20:49	1
Chloride	0.30	U	0.40	0.30	0.20	mg/L		03/29/21 20:49	1

Method: EPA 300.0 R2.1 - Anions, Ion Chromatography (Continued)

Lab Sample ID: MB 410-108490/4
Matrix: Water
Analysis Batch: 108490
Client Sample ID: Method Blank
Prep Type: Total/NA

Analyte	MB Result	MB Qualifier	LOQ	LOD	DL	Unit	D	Analyzed	Dil Fac
Sulfate	0.90	U	1.0	0.90	0.30	mg/L		03/29/21 20:49	1

Lab Sample ID: LCS 410-108490/3
Matrix: Water
Analysis Batch: 108490
Client Sample ID: Lab Control Sample
Prep Type: Total/NA

Analyte	Spike Added	LCS Result	LCS Qualifier	Unit	D	%Rec	%Rec. Limits
Bromide	7.49	7.19		mg/L		96	90 - 110
Chloride	3.00	2.96		mg/L		99	90 - 110
Sulfate	7.50	7.24		mg/L		97	90 - 110

Method: 6010C - Metals (ICP)

Lab Sample ID: MB 410-107471/1-A
Matrix: Water
Analysis Batch: 109137
Client Sample ID: Method Blank
Prep Type: Total/NA
Prep Batch: 107471

Analyte	MB Result	MB Qualifier	LOQ	LOD	DL	Unit	D	Analyzed	Dil Fac
Aluminum	0.31	U	0.36	0.31	0.16	mg/L		03/30/21 18:31	1
Barium	0.0026	U	0.0052	0.0026	0.0010	mg/L		03/30/21 18:31	1
Calcium	0.15	U	0.21	0.15	0.099	mg/L		03/30/21 18:31	1
Iron	0.10	U	0.21	0.10	0.041	mg/L		03/30/21 18:31	1
Magnesium	0.077	U	0.10	0.077	0.041	mg/L		03/30/21 18:31	1
Potassium	0.46	U ^3+	0.52	0.46	0.21	mg/L		03/30/21 18:31	1
Sodium	0.52	U	1.0	0.52	0.25	mg/L		03/30/21 18:31	1

Lab Sample ID: LCS 410-107471/2-A
Matrix: Water
Analysis Batch: 109137
Client Sample ID: Lab Control Sample
Prep Type: Total/NA
Prep Batch: 107471

Analyte	Spike Added	LCS Result	LCS Qualifier	Unit	D	%Rec	%Rec. Limits
Aluminum	0.405	0.383		mg/L		95	88 - 113
Barium	0.0100	0.00965		mg/L		97	88 - 113
Calcium	0.400	0.398		mg/L		99	87 - 113
Iron	0.400	0.391		mg/L		98	87 - 115
Magnesium	0.200	0.195		mg/L		98	85 - 113
Sodium	2.00	1.99		mg/L		100	87 - 115

Lab Sample ID: LCS 410-107471/2-A
Matrix: Water
Analysis Batch: 109510
Client Sample ID: Lab Control Sample
Prep Type: Total/NA
Prep Batch: 107471

Analyte	Spike Added	LCS Result	LCS Qualifier	Unit	D	%Rec	%Rec. Limits
Potassium	6.00	6.12		mg/L		102	86 - 114

Method: 6010C - Metals (ICP) (Continued)

Lab Sample ID: MB 410-107474/1-A — **Client Sample ID: Method Blank**
Matrix: Water — **Prep Type: Total/NA**
Analysis Batch: 109790 — **Prep Batch: 107474**

Analyte	MB Result	MB Qualifier	LOQ	LOD	DL	Unit	D	Analyzed	Dil Fac
Manganese	0.0052	U	0.010	0.0052	0.0031	mg/L		04/01/21 06:15	1

Lab Sample ID: LCS 410-107474/2-A — **Client Sample ID: Lab Control Sample**
Matrix: Water — **Prep Type: Total/NA**
Analysis Batch: 109790 — **Prep Batch: 107474**

Analyte	Spike Added	LCS Result	LCS Qualifier	Unit	D	%Rec	%Rec. Limits
Manganese	0.0200	0.0199		mg/L		100	90 - 114

Lab Sample ID: MB 410-106842/1-A — **Client Sample ID: Method Blank**
Matrix: Water — **Prep Type: Total Recoverable**
Analysis Batch: 109048 — **Prep Batch: 106842**

Analyte	MB Result	MB Qualifier	LOQ	LOD	DL	Unit	D	Analyzed	Dil Fac
Calcium	0.15	U	0.20	0.15	0.096	mg/L		03/30/21 16:51	1
Magnesium	0.075	U	0.10	0.075	0.040	mg/L		03/30/21 16:51	1
Potassium	0.45	U	0.50	0.45	0.20	mg/L		03/30/21 16:51	1
Sodium	0.50	U	1.0	0.50	0.24	mg/L		03/30/21 16:51	1

Lab Sample ID: LCS 410-106842/2-A — **Client Sample ID: Lab Control Sample**
Matrix: Water — **Prep Type: Total Recoverable**
Analysis Batch: 109048 — **Prep Batch: 106842**

Analyte	Spike Added	LCS Result	LCS Qualifier	Unit	D	%Rec	%Rec. Limits
Calcium	0.400	0.427		mg/L		107	87 - 113
Magnesium	0.200	0.214		mg/L		107	85 - 113
Potassium	6.00	6.18		mg/L		103	86 - 114
Sodium	2.00	2.13		mg/L		107	87 - 115

Method: 6020A - Metals (ICP/MS)

Lab Sample ID: MB 410-109612/1-A — **Client Sample ID: Method Blank**
Matrix: Water — **Prep Type: Total/NA**
Analysis Batch: 110315 — **Prep Batch: 109612**

Analyte	MB Result	MB Qualifier	LOQ	LOD	DL	Unit	D	Analyzed	Dil Fac
Arsenic	0.0016	U	0.0021	0.0016	0.00070	mg/L		04/01/21 19:05	1
Strontium	0.00082	U	0.0010	0.00082	0.00040	mg/L		04/01/21 19:05	1

Lab Sample ID: LCS 410-109612/2-A — **Client Sample ID: Lab Control Sample**
Matrix: Water — **Prep Type: Total/NA**
Analysis Batch: 110315 — **Prep Batch: 109612**

Analyte	Spike Added	LCS Result	LCS Qualifier	Unit	D	%Rec	%Rec. Limits
Arsenic	0.500	0.473		mg/L		95	84 - 116
Strontium	0.0499	0.0504		mg/L		101	82 - 118

Method: 6020A - Metals (ICP/MS) (Continued)

Lab Sample ID: MB 410-106834/1-A — **Client Sample ID: Method Blank**
Matrix: Water — **Prep Type: Total Recoverable**
Analysis Batch: 107445 — **Prep Batch: 106834**

Analyte	MB Result	MB Qualifier	LOQ	LOD	DL	Unit	D	Analyzed	Dil Fac
Arsenic	0.0016	U	0.0020	0.0016	0.00068	mg/L		03/25/21 17:46	1
Lead	0.00025	U	0.00050	0.00025	0.000071	mg/L		03/25/21 17:46	1

Lab Sample ID: LCS 410-106834/2-A — **Client Sample ID: Lab Control Sample**
Matrix: Water — **Prep Type: Total Recoverable**
Analysis Batch: 107445 — **Prep Batch: 106834**

Analyte	Spike Added	LCS Result	LCS Qualifier	Unit	D	%Rec	%Rec. Limits
Arsenic	0.0600	0.0582		mg/L		97	84 - 116
Lead	0.0300	0.0307		mg/L		102	88 - 115

Method: 2320B-2011 - Alkalinity, Total

Lab Sample ID: MB 410-108389/126 — **Client Sample ID: Method Blank**
Matrix: Water — **Prep Type: Total/NA**
Analysis Batch: 108389

Analyte	MB Result	MB Qualifier	LOQ	LOD	DL	Unit	D	Analyzed	Dil Fac
Bicarbonate Alkalinity as CaCO3	6.0	U	8.0	6.0	2.6	mg/L		03/27/21 02:55	1
Carbonate Alkalinity as CaCO3	6.0	U	8.0	6.0	2.6	mg/L		03/27/21 02:55	1
Total Alkalinity as CaCO3 to pH 4.5	6.0	U	8.0	6.0	2.6	mg/L		03/27/21 02:55	1

Lab Sample ID: LCS 410-108389/127 — **Client Sample ID: Lab Control Sample**
Matrix: Water — **Prep Type: Total/NA**
Analysis Batch: 108389

Analyte	Spike Added	LCS Result	LCS Qualifier	Unit	D	%Rec	%Rec. Limits
Total Alkalinity as CaCO3 to pH 4.5	189	162		mg/L		86	82 - 106

Method: 353.2 - Nitrogen, Nitrate-Nitrite

Lab Sample ID: MB 410-109028/20 — **Client Sample ID: Method Blank**
Matrix: Water — **Prep Type: Total/NA**
Analysis Batch: 109028

Analyte	MB Result	MB Qualifier	LOQ	LOD	DL	Unit	D	Analyzed	Dil Fac
Nitrate Nitrite as N	0.090	U	0.10	0.090	0.040	mg/L		03/30/21 14:44	1

Lab Sample ID: MB 410-109028/50 — **Client Sample ID: Method Blank**
Matrix: Water — **Prep Type: Total/NA**
Analysis Batch: 109028

Analyte	MB Result	MB Qualifier	LOQ	LOD	DL	Unit	D	Analyzed	Dil Fac
Nitrate Nitrite as N	0.090	U	0.10	0.090	0.040	mg/L		03/30/21 15:39	1

Method: 353.2 - Nitrogen, Nitrate-Nitrite (Continued)

Lab Sample ID: LCS 410-109028/21
Matrix: Water
Analysis Batch: 109028

Client Sample ID: Lab Control Sample
Prep Type: Total/NA

Analyte			Spike Added	LCS Result	LCS Qualifier	Unit	D	%Rec	%Rec. Limits		
Nitrate Nitrite as N			2.50	2.48		mg/L		99	90 - 110		

Lab Sample ID: LCS 410-109028/51
Matrix: Water
Analysis Batch: 109028

Client Sample ID: Lab Control Sample
Prep Type: Total/NA

Analyte			Spike Added	LCS Result	LCS Qualifier	Unit	D	%Rec	%Rec. Limits		
Nitrate Nitrite as N			2.50	2.46		mg/L		98	90 - 110		

GC/MS VOA

Analysis Batch: 109780

Lab Sample ID	Client Sample ID	Prep Type	Matrix	Method	Prep Batch
410-33446-1	GW252-425-211	Total/NA	Water	8260C DOD	
410-33446-2	ER211-03	Total/NA	Water	8260C DOD	
410-33446-3	TB-211-30	Total/NA	Water	8260C DOD	
MB 410-109780/9	Method Blank	Total/NA	Water	8260C DOD	
LCS 410-109780/30	Lab Control Sample	Total/NA	Water	8260C DOD	
LCS 410-109780/6	Lab Control Sample	Total/NA	Water	8260C DOD	
LCSD 410-109780/31	Lab Control Sample Dup	Total/NA	Water	8260C DOD	
LCSD 410-109780/7	Lab Control Sample Dup	Total/NA	Water	8260C DOD	

GC VOA

Analysis Batch: 106760

Lab Sample ID	Client Sample ID	Prep Type	Matrix	Method	Prep Batch
410-33446-3	TB-211-30	Total/NA	Water	8015D GRO	
MB 410-106760/4	Method Blank	Total/NA	Water	8015D GRO	
LCS 410-106760/5	Lab Control Sample	Total/NA	Water	8015D GRO	
LCSD 410-106760/6	Lab Control Sample Dup	Total/NA	Water	8015D GRO	

Analysis Batch: 107092

Lab Sample ID	Client Sample ID	Prep Type	Matrix	Method	Prep Batch
410-33446-1	GW252-425-211	Total/NA	Water	8015D GRO	
410-33446-2	ER211-03	Total/NA	Water	8015D GRO	
MB 410-107092/4	Method Blank	Total/NA	Water	8015D GRO	
LCS 410-107092/5	Lab Control Sample	Total/NA	Water	8015D GRO	
LCSD 410-107092/6	Lab Control Sample Dup	Total/NA	Water	8015D GRO	

GC Semi VOA

Prep Batch: 107872

Lab Sample ID	Client Sample ID	Prep Type	Matrix	Method	Prep Batch
410-33446-1	GW252-425-211	Total/NA	Water	8011	
410-33446-2	ER211-03	Total/NA	Water	8011	
410-33446-3	TB-211-30	Total/NA	Water	8011	
MB 410-107872/1-A	Method Blank	Total/NA	Water	8011	
LCS 410-107872/2-A	Lab Control Sample	Total/NA	Water	8011	
LCSD 410-107872/3-A	Lab Control Sample Dup	Total/NA	Water	8011	

Prep Batch: 107949

Lab Sample ID	Client Sample ID	Prep Type	Matrix	Method	Prep Batch
410-33446-1	GW252-425-211	Total/NA	Water	3510C	
410-33446-2	ER211-03	Total/NA	Water	3510C	
MB 410-107949/1-A	Method Blank	Total/NA	Water	3510C	
LCS 410-107949/2-A	Lab Control Sample	Total/NA	Water	3510C	

Analysis Batch: 108136

Lab Sample ID	Client Sample ID	Prep Type	Matrix	Method	Prep Batch
410-33446-1	GW252-425-211	Total/NA	Water	8011	107872
410-33446-2	ER211-03	Total/NA	Water	8011	107872
410-33446-3	TB-211-30	Total/NA	Water	8011	107872
MB 410-107872/1-A	Method Blank	Total/NA	Water	8011	107872
LCS 410-107872/2-A	Lab Control Sample	Total/NA	Water	8011	107872
LCSD 410-107872/3-A	Lab Control Sample Dup	Total/NA	Water	8011	107872

QC Association Summary

Client: EA Engineering, Science, and Technology
Project/Site: Kirtland AFB Bulk Fuels Facility

Job ID: 410-33446-1

GC Semi VOA

Analysis Batch: 108298

Lab Sample ID	Client Sample ID	Prep Type	Matrix	Method	Prep Batch
410-33446-1	GW252-425-211	Total/NA	Water	8015D DRO	107949
410-33446-2	ER211-03	Total/NA	Water	8015D DRO	107949
MB 410-107949/1-A	Method Blank	Total/NA	Water	8015D DRO	107949
LCS 410-107949/2-A	Lab Control Sample	Total/NA	Water	8015D DRO	107949

HPLC/IC

Analysis Batch: 108490

Lab Sample ID	Client Sample ID	Prep Type	Matrix	Method	Prep Batch
410-33446-1	GW252-425-211	Total/NA	Water	EPA 300.0 R2.1	
410-33446-1	GW252-425-211	Total/NA	Water	EPA 300.0 R2.1	
MB 410-108490/4	Method Blank	Total/NA	Water	EPA 300.0 R2.1	
LCS 410-108490/3	Lab Control Sample	Total/NA	Water	EPA 300.0 R2.1	

Metals

Prep Batch: 106834

Lab Sample ID	Client Sample ID	Prep Type	Matrix	Method	Prep Batch
410-33446-1	GW252-425-211	Total/NA	Water	3005A	
410-33446-2	ER211-03	Total/NA	Water	3005A	
MB 410-106834/1-A	Method Blank	Total Recoverable	Water	3005A	
LCS 410-106834/2-A	Lab Control Sample	Total Recoverable	Water	3005A	

Prep Batch: 106842

Lab Sample ID	Client Sample ID	Prep Type	Matrix	Method	Prep Batch
410-33446-1	GW252-425-211	Total Recoverable	Water	3005A	
410-33446-2	ER211-03	Total Recoverable	Water	3005A	
MB 410-106842/1-A	Method Blank	Total Recoverable	Water	3005A	
LCS 410-106842/2-A	Lab Control Sample	Total Recoverable	Water	3005A	

Analysis Batch: 107445

Lab Sample ID	Client Sample ID	Prep Type	Matrix	Method	Prep Batch
410-33446-1	GW252-425-211	Total/NA	Water	6020A	106834
410-33446-2	ER211-03	Total/NA	Water	6020A	106834
MB 410-106834/1-A	Method Blank	Total Recoverable	Water	6020A	106834
LCS 410-106834/2-A	Lab Control Sample	Total Recoverable	Water	6020A	106834

Prep Batch: 107471

Lab Sample ID	Client Sample ID	Prep Type	Matrix	Method	Prep Batch
410-33446-1	GW252-425-211	Dissolved	Water	Non-Digest Prep	
MB 410-107471/1-A	Method Blank	Total/NA	Water	Non-Digest Prep	
LCS 410-107471/2-A	Lab Control Sample	Total/NA	Water	Non-Digest Prep	

Prep Batch: 107474

Lab Sample ID	Client Sample ID	Prep Type	Matrix	Method	Prep Batch
410-33446-1	GW252-425-211	Dissolved	Water	Non-Digest Prep	
MB 410-107474/1-A	Method Blank	Total/NA	Water	Non-Digest Prep	
LCS 410-107474/2-A	Lab Control Sample	Total/NA	Water	Non-Digest Prep	

Analysis Batch: 109048

Lab Sample ID	Client Sample ID	Prep Type	Matrix	Method	Prep Batch
410-33446-1	GW252-425-211	Total Recoverable	Water	6010C	106842

Metals (Continued)

Analysis Batch: 109048 (Continued)

Lab Sample ID	Client Sample ID	Prep Type	Matrix	Method	Prep Batch
410-33446-2	ER211-03	Total Recoverable	Water	6010C	106842
MB 410-106842/1-A	Method Blank	Total Recoverable	Water	6010C	106842
LCS 410-106842/2-A	Lab Control Sample	Total Recoverable	Water	6010C	106842

Analysis Batch: 109137

Lab Sample ID	Client Sample ID	Prep Type	Matrix	Method	Prep Batch
410-33446-1	GW252-425-211	Dissolved	Water	6010C	107471
MB 410-107471/1-A	Method Blank	Total/NA	Water	6010C	107471
LCS 410-107471/2-A	Lab Control Sample	Total/NA	Water	6010C	107471

Analysis Batch: 109510

Lab Sample ID	Client Sample ID	Prep Type	Matrix	Method	Prep Batch
410-33446-1	GW252-425-211	Dissolved	Water	6010C	107471
LCS 410-107471/2-A	Lab Control Sample	Total/NA	Water	6010C	107471

Prep Batch: 109612

Lab Sample ID	Client Sample ID	Prep Type	Matrix	Method	Prep Batch
410-33446-1	GW252-425-211	Dissolved	Water	Non-Digest Prep	
MB 410-109612/1-A	Method Blank	Total/NA	Water	Non-Digest Prep	
LCS 410-109612/2-A	Lab Control Sample	Total/NA	Water	Non-Digest Prep	

Analysis Batch: 109790

Lab Sample ID	Client Sample ID	Prep Type	Matrix	Method	Prep Batch
410-33446-1	GW252-425-211	Dissolved	Water	6010C	107474
MB 410-107474/1-A	Method Blank	Total/NA	Water	6010C	107474
LCS 410-107474/2-A	Lab Control Sample	Total/NA	Water	6010C	107474

Analysis Batch: 110315

Lab Sample ID	Client Sample ID	Prep Type	Matrix	Method	Prep Batch
410-33446-1	GW252-425-211	Dissolved	Water	6020A	109612
MB 410-109612/1-A	Method Blank	Total/NA	Water	6020A	109612
LCS 410-109612/2-A	Lab Control Sample	Total/NA	Water	6020A	109612

General Chemistry

Analysis Batch: 108389

Lab Sample ID	Client Sample ID	Prep Type	Matrix	Method	Prep Batch
410-33446-1	GW252-425-211	Total/NA	Water	2320B-2011	
MB 410-108389/126	Method Blank	Total/NA	Water	2320B-2011	
LCS 410-108389/127	Lab Control Sample	Total/NA	Water	2320B-2011	

Analysis Batch: 109028

Lab Sample ID	Client Sample ID	Prep Type	Matrix	Method	Prep Batch
410-33446-1	GW252-425-211	Total/NA	Water	353.2	
MB 410-109028/20	Method Blank	Total/NA	Water	353.2	
MB 410-109028/50	Method Blank	Total/NA	Water	353.2	
LCS 410-109028/21	Lab Control Sample	Total/NA	Water	353.2	
LCS 410-109028/51	Lab Control Sample	Total/NA	Water	353.2	

Lab Chronicle

Client: EA Engineering, Science, and Technology
Project/Site: Kirtland AFB Bulk Fuels Facility

Job ID: 410-33446-1

Client Sample ID: GW252-425-211

Lab Sample ID: 410-33446-1

Date Collected: 03/23/21 13:41

Matrix: Water

Date Received: 03/24/21 10:42

Prep Type	Batch Type	Batch Method	Run	Dilution Factor	Batch Number	Prepared or Analyzed	Analyst	Lab
Total/NA	Analysis	8260C DOD		1	109780	04/01/21 15:02	LCW8	ELLE
Total/NA	Analysis	8015D GRO		1	107092	03/25/21 14:26	JJT8	ELLE
Total/NA	Prep	8011			107872	03/26/21 23:02	K2IL	ELLE
Total/NA	Analysis	8011		1	108136	03/29/21 07:57	UAMZ	ELLE
Total/NA	Prep	3510C			107949	03/27/21 09:44	DN9W	ELLE
Total/NA	Analysis	8015D DRO		1	108298	03/29/21 13:30	UHEW	ELLE
Total/NA	Analysis	EPA 300.0 R2.1		5	108490	03/30/21 00:08	W5UX	ELLE
Total/NA	Analysis	EPA 300.0 R2.1		50	108490	03/30/21 00:25	W5UX	ELLE
Dissolved	Prep	Non-Digest Prep			107471	03/26/21 04:53	UJL8	ELLE
Dissolved	Analysis	6010C		1	109137	03/30/21 19:52	GJ35	ELLE
Dissolved	Prep	Non-Digest Prep			107474	03/26/21 05:05	UJL8	ELLE
Dissolved	Analysis	6010C		1	109790	04/01/21 06:59	ULJC	ELLE
Dissolved	Prep	Non-Digest Prep			107471	03/26/21 04:53	UJL8	ELLE
Dissolved	Analysis	6010C		1	109510	03/31/21 15:15	WJM9	ELLE
Total Recoverable	Prep	3005A			106842	03/24/21 21:39	UJLA	ELLE
Total Recoverable	Analysis	6010C		1	109048	03/30/21 18:01	MDP5	ELLE
Dissolved	Prep	Non-Digest Prep			109612	03/31/21 19:19	UJLA	ELLE
Dissolved	Analysis	6020A		1	110315	04/01/21 19:09	S4PD	ELLE
Total/NA	Prep	3005A			106834	03/24/21 21:12	UJL8	ELLE
Total/NA	Analysis	6020A		1	107445	03/25/21 18:48	S4PD	ELLE
Total/NA	Analysis	2320B-2011		1	108389	03/27/21 04:26	DI9Q	ELLE
Total/NA	Analysis	353.2		5	109028	03/30/21 15:06	QU5I	ELLE

Client Sample ID: ER211-03

Lab Sample ID: 410-33446-2

Date Collected: 03/23/21 11:21

Matrix: Water

Date Received: 03/24/21 10:42

Prep Type	Batch Type	Batch Method	Run	Dilution Factor	Batch Number	Prepared or Analyzed	Analyst	Lab
Total/NA	Analysis	8260C DOD		1	109780	04/01/21 15:24	LCW8	ELLE
Total/NA	Analysis	8015D GRO		1	107092	03/25/21 14:50	JJT8	ELLE
Total/NA	Prep	8011			107872	03/26/21 23:02	K2IL	ELLE
Total/NA	Analysis	8011		1	108136	03/29/21 08:14	UAMZ	ELLE
Total/NA	Prep	3510C			107949	03/27/21 09:44	DN9W	ELLE
Total/NA	Analysis	8015D DRO		1	108298	03/29/21 13:53	UHEW	ELLE
Total Recoverable	Prep	3005A			106842	03/24/21 21:39	UJLA	ELLE
Total Recoverable	Analysis	6010C		1	109048	03/30/21 18:10	MDP5	ELLE
Total/NA	Prep	3005A			106834	03/24/21 21:12	UJL8	ELLE
Total/NA	Analysis	6020A		1	107445	03/25/21 18:46	S4PD	ELLE

Lab Chronicle

Client: EA Engineering, Science, and Technology
Project/Site: Kirtland AFB Bulk Fuels Facility

Job ID: 410-33446-1

Client Sample ID: TB-211-30

Date Collected: 03/23/21 16:30
Date Received: 03/24/21 10:42

Lab Sample ID: 410-33446-3

Matrix: Water

Prep Type	Batch Type	Batch Method	Run	Dilution Factor	Batch Number	Prepared or Analyzed	Analyst	Lab
Total/NA	Analysis	8260C DOD		1	109780	04/01/21 14:40	LCW8	ELLE
Total/NA	Analysis	8015D GRO		1	106760	03/24/21 19:57	UMDJ	ELLE
Total/NA	Prep	8011			107872	03/26/21 23:02	K2IL	ELLE
Total/NA	Analysis	8011		1	108136	03/29/21 08:31	UAMZ	ELLE

Laboratory References:

ELLE = Eurofins Lancaster Laboratories Env, LLC, 2425 New Holland Pike, Lancaster, PA 17601, TEL (717)656-2300

Accreditation/Certification Summary

Client: EA Engineering, Science, and Technology
Project/Site: Kirtland AFB Bulk Fuels Facility

Job ID: 410-33446-1

Laboratory: Eurofins Lancaster Laboratories Env, LLC

The accreditations/certifications listed below are applicable to this report.

Authority	Program	Identification Number	Expiration Date
A2LA	Dept. of Defense ELAP	1.01	11-30-22

Method Summary

Client: EA Engineering, Science, and Technology
Project/Site: Kirtland AFB Bulk Fuels Facility

Job ID: 410-33446-1

Method	Method Description	Protocol	Laboratory
8260C DOD	Volatile Organic Compounds (GC/MS)	SW846	ELLE
8015D GRO	Gasoline Range Organics (GRO)	SW846	ELLE
8011	EDB, DBCP, and 1,2,3-TCP (GC)	SW846	ELLE
8015D DRO	Diesel Range Organics (DRO) (GC)	SW846	ELLE
EPA 300.0 R2.1	Anions, Ion Chromatography	EPA	ELLE
6010C	Metals (ICP)	SW846	ELLE
6020A	Metals (ICP/MS)	SW846	ELLE
2320B-2011	Alkalinity, Total	SM	ELLE
353.2	Nitrogen, Nitrate-Nitrite	MCAWW	ELLE
3005A	Preparation, Total Recoverable or Dissolved Metals	SW846	ELLE
3510C	Liquid-Liquid Extraction (Separatory Funnel)	SW846	ELLE
5030C	Purge and Trap	SW846	ELLE
8011	Microextraction	SW846	ELLE
Non-Digest Prep	Preparation, Non-Digested Aqueous Metals	EPA	ELLE

Protocol References:

EPA = US Environmental Protection Agency
MCAWW = "Methods For Chemical Analysis Of Water And Wastes", EPA-600/4-79-020, March 1983 And Subsequent Revisions.
SM = "Standard Methods For The Examination Of Water And Wastewater"
SW846 = "Test Methods For Evaluating Solid Waste, Physical/Chemical Methods", Third Edition, November 1986 And Its Updates.

Laboratory References:

ELLE = Eurofins Lancaster Laboratories Env, LLC, 2425 New Holland Pike, Lancaster, PA 17601, TEL (717)656-2300

Sample Summary

Client: EA Engineering, Science, and Technology
Project/Site: Kirtland AFB Bulk Fuels Facility

Job ID: 410-33446-1

Lab Sample ID	Client Sample ID	Matrix	Collected	Received	Asset ID
410-33446-1	GW252-425-211	Water	03/23/21 13:41	03/24/21 10:42	
410-33446-2	ER211-03	Water	03/23/21 11:21	03/24/21 10:42	
410-33446-3	TB-211-30	Water	03/23/21 16:30	03/24/21 10:42	

410-33446 Chain of Custody

225 Schilling Circle Suite 400 Hunt Valley MD
Tel No: (410) 584-7000
Fax No. (410) 771-1625

CHAIN-OF-CUSTODY RECORD

COC NUMBER: ~~COC-S10-204~~ 252-425-211

PROJECT NAME: Kirtland AFB Bulk Fuels Facility	PROJECT NUMBER: 62735DM02	LABORATORY NAME AND CONTACT: Eurofins Lancaster Laboratories 2425 New Holland Pike Lancaster PA 17601	FAX AND MAIL REPORTS/EDD TO: Amanda Smith: asmith@eaest.com EA FAX AND MAIL REPORTS/EDD TO: Pam Moss: pmoss@eaest.com EA	YEAR: 2020 QUARTER: 4 (Oct-Dec)
PROJECT SITE AND PHASE: ST106/SS110		LAB PO NUMBER: 21295	LAB CONTACT: Darlene Brandy darlene.brandy@eurofinset.com Eurofins 1 (303) 736-0188	

ANALYSIS REQUIRED (Specify number of bottles)

ITEM	SAMPLE IDENTIFIER	DATE COLLECTED	TIME COLLECTED	Total Number of Bottles	(8260C) VOCs	~~(8260C) BTEX~~ 8015C/D GRO	~~(8260C) Fe/Mn~~ 8015C/D DRO	(8011) EDB	Total (As,Pb,Ca,K,Na,Mg) (6020A/6010C)	Dissolved (Al, Ba, Ca, Fe, Mg, Mn, K, Na, As, Sr) (6020A/6010C)	~~(SM4500 SiO2C)~~ E353.2 Silica, Ortho Nitrate/Nitrite Nitrogen	Alkalinity (Total, Carbonate, and Bicarbonate) (SM2320B)	E300.0A Chloride, bromide, sulfate	COMMENTS
1	~~GWS10-204~~ GW252-425-211	3-23-2021	1341	15	3	3	2	2	1	1	1	1	1	
2														
3														
4														
5														
6														

~~Please add Fe and MN to total metal analysis.~~
* Dissolved Metals was field filtered.

Pump SN: 1807B-919

TB211-30
~~TB204~~

SAMPLER(S): D. Schnelk

COURIER AND SHIPPING NUMBER: FedEx 7732 4484 4077

RELINQUISHED BY:	DATE	TIME	RECEIVED BY:	DATE	TIME
Printed Name and Signature: D. Schnelk	3-23-2021	1900	Printed Name and Signature:		
Printed Name and Signature:			Printed Name and Signature:		
Printed Name and Signature:			Printed Name and Signature: Nicole Reitt	3/24/21	1042

4/9/2021 (Rev. ADF)

225 Schiling Circle Suite
400 Hunt Valley MD
Tel No: (410) 584-7000
Fax No. (410) 771-1625

CHAIN-OF-CUSTODY RECORD

COC NUMBER: COC-ER211-03

PROJECT NAME:	PROJECT NUMBER:	LABORATORY NAME AND CONTACT:	FAX AND MAIL REPORTS/EDD TO:	YEAR: 2021
Kirtland AFB - GWM & IRM Op Mod	~~6300401~~ 62735DM02	Eurofins Lancaster Laboratories 2425 New Holland Pike Lancaster PA 17601	FAX AND MAIL REPORTS/EDD TO: Amanda Smith: asmith@eaest.com EA FAX AND MAIL REPORTS/EDD TO: Pam Moss: pmoss@eaest.com EA	QUARTER: 1 (Jan-Mar)
PROJECT SITE AND PHASE: ST106/SS111	LAB PO NUMBER: 21295	LAB CONTACT: Darlene Bandy: darlene.bandy@eurofinset.com Eurofins 1-303-736-0188		

ANALYSIS REQUIRED (Specify number of bottles)

ITEM	SAMPLE IDENTIFIER	DATE COLLECTED	TIME COLLECTED	Total Number of Bottles	(8260C) VOCs	~~(8260C) BTEX~~ 8015C/D GRO	~~(8260C) BTEXN~~ 8015C/D DRO	(8011) EDB	(6020A/6010C)Total (As,Pb,Ca,K,Na,Mg)	(6010C) Dissolved Fe, Mn	(300.0) Chloride, bromide, sulfate	(353.2) Nitrate-Nitrite	(SM2320B) Alkalinity (Total, Carbonate, and Bicarbonate)	COMMENTS
1	ER211-03	3-23-2021	1121	11	3	3	2	2	1					

Please add Fe and Mn to total metal analysis.

Pump Serial Number: 1807B-919

Associated with: GW252-425-211

TB211-30

SAMPLER(S): D. Schmeelk

COURIER AND SHIPPING NUMBER: FedEx 7732 4484 4077

RELINQUISHED BY:	DATE	TIME	RECEIVED BY:	DATE	TIME
Printed Name and Signature:			Printed Name and Signature:		
D. Schmeelk	3-23-2021	1900			
Printed Name and Signature:			Printed Name and Signature:		
Printed Name and Signature:			Printed Name and Signature:		
			Nicole Ruth	3/24/21	1042

JR

4/9/2021 (Rev. NR)

225 Schiling Circle Suite
400 Hunt Valley MD
Tel No: (410) 584-7000
Fax No. (410) 771-1625

CHAIN-OF-CUSTODY RECORD

COC NUMBER: COC-TB211-30

PROJECT NAME:	PROJECT NUMBER:	LABORATORY NAME AND CONTACT:	FAX AND MAIL REPORTS/EDD TO:	YEAR: 2021
Kirtland AFB - GWM & IRM Op Mod	~~6360401~~ 62735DM02	**Eurofins Lancaster Laboratories 2425 New Holland Pike Lancaster PA 17601**	FAX AND MAIL REPORTS/EDD TO: Pam Moss: pmoss@eaest.com EA	QUARTER: 1 (Jan-Mar)
PROJECT SITE AND PHASE: ST106/SS111	LAB PO NUMBER: 21295	LAB CONTACT: Darlene Bandy: darlene.bandy@eurofinset.com Eurofins 1-303-736-0188		

ANALYSIS REQUIRED (Specify number of bottles)

ITEM	SAMPLE IDENTIFIER	DATE COLLECTED	TIME COLLECTED	Total Number of Bottles	(8260C) VOCs	~~(8260C) BTEX~~ 8015C/D GRO	~~(8260C) BTEXN~~ 8015C/D DRO	(8011) EDB	(6020A/6010C)Total (As,Pb,Ca,K,Na,Mg)	(6010C) Dissolved Fe, Mn	(300.0) Chloride, bromide, sulfate	(353.2) Nitrate-Nitrite	(SM2320B) Alkalinity (Total, Carbonate, and Bicarbonate)	COMMENTS
1	TB211-30	3-23-2021	1630	8	2	2	2	2						

Associated with: GW252-425-211
ER211-03

~~TB211-~~

SAMPLER(S): D. Schneelk

COURIER AND SHIPPING NUMBER: FedEx 773244844077

RELINQUISHED BY:	DATE	TIME	RECEIVED BY:	DATE	TIME
Printed Name and Signature: D.Schneelk	3-23-2021	1900	Printed Name and Signature:		
Printed Name and Signature:			Printed Name and Signature:		
Printed Name and Signature:			Printed Name and Signature: Nicole Reitt	3/24/21	1042

JR

4/9/2021 (Rev. 1)

Login Sample Receipt Checklist

Client: EA Engineering, Science, and Technology

Job Number: 410-33446-1

Login Number: 33446
List Number: 1
Creator: Rivera-Santa, Julissa

List Source: Eurofins Lancaster Laboratories Env

Question	Answer	Comment
Radioactivity wasn't checked or is </= background as measured by a survey meter.	N/A	
The cooler's custody seal is intact.	True	
The cooler or samples do not appear to have been compromised or tampered with.	True	
Samples were received on ice.	True	
Cooler Temperature is acceptable (</=6C, not frozen).	True	
Cooler Temperature is recorded.	True	
WV: Container Temperature is acceptable (</=6C, not frozen).	N/A	
WV: Container Temperature is recorded.	N/A	
COC is present.	True	
COC is filled out in ink and legible.	True	
COC is filled out with all pertinent information.	True	
There are no discrepancies between the containers received and the COC.	False	Refer to Job Narrative for details.
Samples are received within Holding Time (excluding tests with immediate HTs)	True	
Sample containers have legible labels.	True	
Containers are not broken or leaking.	True	
Sample collection date/times are provided.	True	
Appropriate sample containers are used.	True	
Sample bottles are completely filled.	True	
There is sufficient vol. for all requested analyses.	True	
Multiphasic samples are not present.	True	
Samples do not require splitting or compositing.	N/A	
Is the Field Sampler's name present on COC?	True	
Sample Preservation Verified.	N/A	
Residual Chlorine Checked.	N/A	
Sample custody seals are intact.	True	

eurofins | Environment Testing America

ANALYTICAL REPORT

Eurofins Lancaster Laboratories Env, LLC
2425 New Holland Pike
Lancaster, PA 17601
Tel: (717)656-2300

Laboratory Job ID: 410-34809-1
Client Project/Site: Kirtland AFB - GWM & IRM Op Mod

For:
EA Engineering, Science, and Technology
405 S. Highway 121 bypass
Building C
Suite 100
Lewisville, Texas 75067

Attn: Pamela J Moss

Darlene Bandy

Authorized for release by:
4/20/2021 9:30:17 PM

Darlene Bandy, Project Manager I
(303)736-0188
Darlene.Bandy@Eurofinset.com

LINKS

Review your project results through TotalAccess

Have a Question? Ask The Expert

Visit us at: www.eurofinsus.com/Env

The test results in this report meet all 2003 NELAC, 2009 TNI, and 2016 TNI requirements for accredited parameters, exceptions are noted in this report. This report may not be reproduced except in full, and with written approval from the laboratory. For questions please contact the Project Manager at the e-mail address or telephone number listed on this page.

This report has been electronically signed and authorized by the signatory. Electronic signature is intended to be the legally binding equivalent of a traditionally handwritten signature.

Results relate only to the items tested and the sample(s) as received by the laboratory.

1 2 3 4 5 6 7 8 9 10 11 12 13 14 15

Analytical test results meet all requirements of the associated regulatory program (e.g., NELAC (TNI), DoD, and ISO 17025) unless otherwise noted under the individual analysis. Data qualifiers are applied to note exceptions. Noncompliant quality control (QC) is further explained in narrative comments.
· QC results that exceed the upper limits and are associated with non-detect samples are qualified but further narration is not required since the bias is high and does not change a non-detect result. Further narration is also not required with QC blank detection when the associated sample concentration is non-detect or more than ten times the level in the blank.
· Matrix QC may not be reported if insufficient sample or site-specific QC samples were not submitted. In these situations, to demonstrate precision and accuracy at a batch level, a LCS/LCSD is performed, unless otherwise specified in the method.
· Surrogate and/or isotope dilution analyte recoveries (if applicable) which are outside of the QC window are confirmed unless attributed to a dilution or otherwise noted in the narrative.
Regulated compliance samples (e.g. SDWA, NPDES) must comply with the associated agency requirements/permits.

Measurement uncertainty values, as applicable, are available upon request.

Test results relate only to the sample tested. Clients should be aware that a critical step in a chemical or microbiological analysis is the collection of the sample. Unless the sample analyzed is truly representative of the bulk of material involved, the test results will be meaningless. If you have questions regarding the proper techniques of collecting samples, please contact us. We cannot be held responsible for sample integrity, however, unless sampling has been performed by a member of our staff. Times are local to the area of activity. Parameters listed in the 40 CFR Part 136 Table II as "analyze immediately" and tested in the laboratory are not performed within 15 minutes of collection.

This report shall not be reproduced except in full, without the written approval of the laboratory.

WARRANTY AND LIMITS OF LIABILITY - In accepting analytical work, we warrant the accuracy of test results for the sample as submitted. The foregoing express warranty is exclusive and is given in lieu of all other warranties, expressed or implied, except as otherwise agreed. We disclaim any other warranties, expressed or implied, including a warranty of fitness for particular purpose and warranty of merchantability. In no event shall Eurofins Lancaster Laboratories Environmental, LLC be liable for indirect, special, consequential, or incidental damages including, but not limited to, damages for loss of profit or goodwill regardless of (A) the negligence (either sole or concurrent) of Eurofins Lancaster Laboratories Environmental and (B) whether Eurofins Lancaster Laboratories Environmental has been informed of the possibility of such damages. We accept no legal responsibility for the purposes for which the client uses the test results. Except as otherwise agreed, no purchase order or other order for work shall be accepted by Eurofins Lancaster Laboratories Environmental which includes any conditions that vary from the Standard Terms and Conditions, and Eurofins Lancaster Laboratories Environmental hereby objects to any conflicting terms contained in any acceptance or order submitted by client.

Darlene Bandy

Darlene Bandy
Project Manager I
4/20/2021 9:30:17 PM

Table of Contents

Cover Page 1
Table of Contents 3
Definitions/Glossary 4
Case Narrative 6
Detection Summary 7
Client Sample Results 13
Surrogate Summary 33
QC Sample Results 35
QC Association Summary 49
Lab Chronicle 58
Certification Summary 66
Method Summary 67
Sample Summary 68
Chain of Custody 69
Receipt Checklists 87

Qualifiers

GC/MS VOA

Qualifier	Qualifier Description
^c	CCV Recovery is outside acceptance limits.
J	Result is less than the RL but greater than or equal to the MDL and the concentration is an approximate value.
M	Manual integrated compound.
U	Indicates the analyte was analyzed for but not detected.

GC VOA

Qualifier	Qualifier Description
M	Manual integrated compound.
U	Indicates the analyte was analyzed for but not detected.

GC Semi VOA

Qualifier	Qualifier Description
J	Result is less than the RL but greater than or equal to the MDL and the concentration is an approximate value.
M	Manual integrated compound.
U	Indicates the analyte was analyzed for but not detected.

HPLC/IC

Qualifier	Qualifier Description
D	The reported value is from a dilution.
J	Result is less than the RL but greater than or equal to the MDL and the concentration is an approximate value.
U	Indicates the analyte was analyzed for but not detected.

Metals

Qualifier	Qualifier Description
*-	LCS and/or LCSD is outside acceptance limits, low biased.
4	MS, MSD: The analyte present in the original sample is greater than 4 times the matrix spike concentration; therefore, control limits are not applicable.
B	Blank contamination: The analyte was detected above one-half the reporting limit in an associated blank.
FL	MS and/or MSD recovery below control limits.
J	Result is less than the RL but greater than or equal to the MDL and the concentration is an approximate value.
U	Indicates the analyte was analyzed for but not detected.

General Chemistry

Qualifier	Qualifier Description
FL	MS and/or MSD recovery below control limits.
J	Result is less than the RL but greater than or equal to the MDL and the concentration is an approximate value.
U	Indicates the analyte was analyzed for but not detected.

Glossary

Abbreviation	These commonly used abbreviations may or may not be present in this report.
¤	Listed under the "D" column to designate that the result is reported on a dry weight basis
%R	Percent Recovery
1C	Result is from the primary column on a dual-column method.
2C	Result is from the confirmation column on a dual-column method.
CFL	Contains Free Liquid
CFU	Colony Forming Unit
CNF	Contains No Free Liquid
DER	Duplicate Error Ratio (normalized absolute difference)
Dil Fac	Dilution Factor
DL	Detection Limit (DoD/DOE)
DL, RA, RE, IN	Indicates a Dilution, Re-analysis, Re-extraction, or additional Initial metals/anion analysis of the sample
DLC	Decision Level Concentration (Radiochemistry)
EDL	Estimated Detection Limit (Dioxin)
LOD	Limit of Detection (DoD/DOE)
LOQ	Limit of Quantitation (DoD/DOE)
MCL	EPA recommended "Maximum Contaminant Level"

Glossary (Continued)

Abbreviation	These commonly used abbreviations may or may not be present in this report.
MDA	Minimum Detectable Activity (Radiochemistry)
MDC	Minimum Detectable Concentration (Radiochemistry)
MDL	Method Detection Limit
ML	Minimum Level (Dioxin)
MPN	Most Probable Number
MQL	Method Quantitation Limit
NC	Not Calculated
ND	Not Detected at the reporting limit (or MDL or EDL if shown)
NEG	Negative / Absent
POS	Positive / Present
PQL	Practical Quantitation Limit
PRES	Presumptive
QC	Quality Control
RER	Relative Error Ratio (Radiochemistry)
RL	Reporting Limit or Requested Limit (Radiochemistry)
RPD	Relative Percent Difference, a measure of the relative difference between two points
TEF	Toxicity Equivalent Factor (Dioxin)
TEQ	Toxicity Equivalent Quotient (Dioxin)
TNTC	Too Numerous To Count

Job ID: 410-34809-1

Laboratory: Eurofins Lancaster Laboratories Env, LLC

Narrative

Job Narrative
410-34809-1

Receipt
The samples were received on 4/6/2021 1:26 PM. Unless otherwise noted below, the samples arrived in good condition, and, where required, properly preserved and on ice. The temperatures of the 5 coolers at receipt time were 0.8°C, 1.1°C, 1.2°C, 1.8°C and 2.4°C

GC/MS VOA
Method 8260C_DOD5: The preservative used in the sample containers provided is not compatible with one of the Method 8260 analytes requested. The following samples were received preserved with hydrochloric acid : TB212-17 (410-34809-17), ER212-01 (410-34809-18), GW248-452-212 (410-34809-19) and GW248-452-612 (410-34809-20). The requested target analyte list includes Acrolein and Acrylonitrile, acid-labile compounds that degrades in an acidic medium. It is noted that the samples were preserved in accordance with the QAPP.

Method 8260C_DOD5: The response for Bromochloromethane in the continuing calibration verification associated with 410-113274 marginally exceeds the DoD acceptance criteria. Due to the marginal nature of the outlier(s), the data is reported.

No additional analytical or quality issues were noted, other than those described above or in the Definitions/ Glossary page.

Gasoline Range Organics
No additional analytical or quality issues were noted, other than those described above or in the Definitions/ Glossary page.

Diesel Range Organics
No additional analytical or quality issues were noted, other than those described above or in the Definitions/ Glossary page.

GC Semi VOA
Method 8011_DOD5: The continuing calibration verification (CCV) associated with batch 410-113210 recovered above the upper control limit for Ethylene Dibromide on the confirmation column. Ethylene Dibromide is reported from the primary column. TB212-13 (410-34809-1), GW241-428-212 (410-34809-2), GW055-212 (410-34809-3), GW057-212 (410-34809-4), TB212-14 (410-34809-5), GW058-212 (410-34809-6), GW225-212 (410-34809-7), GW225-612 (410-34809-8), TB212-15 (410-34809-9), GW025-212 (410-34809-10), GW226-212 (410-34809-11), GW227-212 (410-34809-12), TB212-16 (410-34809-13) and GW041-212 (410-34809-14).

No additional analytical or quality issues were noted, other than those described above or in the Definitions/ Glossary page.

HPLC/IC
No additional analytical or quality issues were noted, other than those described above or in the Definitions/ Glossary page.

Metals
Method 6010C_DOD5: The laboratory control sample (LCS) for 410-111988 recovered outside acceptance limits for Iron. There was insufficient sample to perform a re-extraction or re-analysis; therefore, the data have been reported. The following sample is associated: ER212-01 (410-34809-18).

Method 6020A_DOD5: The laboratory control sample (LCS) for 410-111992 recovered outside acceptance limits for Lead. There was insufficient sample to perform a re-extraction or re-analysis; therefore, the data have been reported. The following sample is associated: ER212-01 (410-34809-18).

No additional analytical or quality issues were noted, other than those described above or in the Definitions/ Glossary page.

General Chemistry
No additional analytical or quality issues were noted, other than those described above or in the Definitions/ Glossary page.

Detection Summary

Client: EA Engineering, Science, and Technology
Project/Site: Kirtland AFB - GWM & IRM Op Mod

Job ID: 410-34809-1

Client Sample ID: TB212-13 — Lab Sample ID: 410-34809-1

No Detections.

Client Sample ID: GW241-428-212 — Lab Sample ID: 410-34809-2

Analyte	Result	Qualifier	LOQ	LOD	DL	Unit	Dil Fac	D	Method	Prep Type
Ethylene Dibromide (1C)	0.017	J M	0.029	0.019	0.0096	ug/L	1		8011	Total/NA
Chloride	5.4	D	2.0	1.5	1.0	mg/L	5		EPA 300.0 R2.1	Total/NA
Sulfate	44	D	5.0	4.5	1.5	mg/L	5		EPA 300.0 R2.1	Total/NA
Calcium	54		0.20	0.15	0.096	mg/L	1		6010C	Total Recoverable
Magnesium	7.7		0.10	0.075	0.040	mg/L	1		6010C	Total Recoverable
Potassium	3.0		0.50	0.45	0.20	mg/L	1		6010C	Total Recoverable
Sodium	29		1.0	0.50	0.24	mg/L	1		6010C	Total Recoverable
Arsenic	0.00081	J	0.0020	0.0016	0.00068	mg/L	1		6020A	Total/NA
Bicarbonate Alkalinity as CaCO3	130		8.0	6.0	2.6	mg/L	1		2320B-2011	Total/NA
Total Alkalinity as CaCO3 to pH 4.5	130		8.0	6.0	2.6	mg/L	1		2320B-2011	Total/NA
Nitrate Nitrite as N	0.44		0.10	0.090	0.040	mg/L	1		353.2	Total/NA

Client Sample ID: GW055-212 — Lab Sample ID: 410-34809-3

Analyte	Result	Qualifier	LOQ	LOD	DL	Unit	Dil Fac	D	Method	Prep Type
Chloride	36	J D	40	30	20	mg/L	100		EPA 300.0 R2.1	Total/NA
Sulfate	52	D	5.0	4.5	1.5	mg/L	5		EPA 300.0 R2.1	Total/NA
Calcium	63		0.20	0.15	0.096	mg/L	1		6010C	Total Recoverable
Magnesium	8.2		0.10	0.075	0.040	mg/L	1		6010C	Total Recoverable
Potassium	2.7		0.50	0.45	0.20	mg/L	1		6010C	Total Recoverable
Sodium	28		1.0	0.50	0.24	mg/L	1		6010C	Total Recoverable
Manganese	0.0050	J	0.010	0.0052	0.0031	mg/L	1		6010C	Dissolved
Bicarbonate Alkalinity as CaCO3	130		8.0	6.0	2.6	mg/L	1		2320B-2011	Total/NA
Total Alkalinity as CaCO3 to pH 4.5	130		8.0	6.0	2.6	mg/L	1		2320B-2011	Total/NA

Client Sample ID: GW057-212 — Lab Sample ID: 410-34809-4

Analyte	Result	Qualifier	LOQ	LOD	DL	Unit	Dil Fac	D	Method	Prep Type
Chloride	14	D	2.0	1.5	1.0	mg/L	5		EPA 300.0 R2.1	Total/NA
Sulfate	33	D	5.0	4.5	1.5	mg/L	5		EPA 300.0 R2.1	Total/NA
Calcium	40		0.20	0.15	0.096	mg/L	1		6010C	Total Recoverable
Magnesium	5.5		0.10	0.075	0.040	mg/L	1		6010C	Total Recoverable
Potassium	2.3		0.50	0.45	0.20	mg/L	1		6010C	Total Recoverable
Sodium	22		1.0	0.50	0.24	mg/L	1		6010C	Total Recoverable
Arsenic	0.0010	J	0.0020	0.0016	0.00068	mg/L	1		6020A	Total/NA
Bicarbonate Alkalinity as CaCO3	110		8.0	6.0	2.6	mg/L	1		2320B-2011	Total/NA

This Detection Summary does not include radiochemical test results.

Detection Summary

Client: EA Engineering, Science, and Technology
Project/Site: Kirtland AFB - GWM & IRM Op Mod

Job ID: 410-34809-1

Client Sample ID: GW057-212 (Continued) — Lab Sample ID: 410-34809-4

Analyte	Result	Qualifier	LOQ	LOD	DL	Unit	Dil Fac	D	Method	Prep Type
Total Alkalinity as CaCO3 to pH 4.5	110		8.0	6.0	2.6	mg/L	1		2320B-2011	Total/NA
Nitrate Nitrite as N	0.12		0.10	0.090	0.040	mg/L	1		353.2	Total/NA

Client Sample ID: TB212-14 — Lab Sample ID: 410-34809-5

No Detections.

Client Sample ID: GW058-212 — Lab Sample ID: 410-34809-6

Analyte	Result	Qualifier	LOQ	LOD	DL	Unit	Dil Fac	D	Method	Prep Type
Chloride	10	D	2.0	1.5	1.0	mg/L	5		EPA 300.0 R2.1	Total/NA
Sulfate	49	D	5.0	4.5	1.5	mg/L	5		EPA 300.0 R2.1	Total/NA
Calcium	34		0.20	0.15	0.096	mg/L	1		6010C	Total Recoverable
Magnesium	4.9		0.10	0.075	0.040	mg/L	1		6010C	Total Recoverable
Potassium	2.3		0.50	0.45	0.20	mg/L	1		6010C	Total Recoverable
Sodium	23		1.0	0.50	0.24	mg/L	1		6010C	Total Recoverable
Manganese	0.0039	J	0.010	0.0052	0.0031	mg/L	1		6010C	Dissolved
Arsenic	0.00097	J	0.0020	0.0016	0.00068	mg/L	1		6020A	Total/NA
Bicarbonate Alkalinity as CaCO3	110		8.0	6.0	2.6	mg/L	1		2320B-2011	Total/NA
Total Alkalinity as CaCO3 to pH 4.5	110		8.0	6.0	2.6	mg/L	1		2320B-2011	Total/NA
Nitrate Nitrite as N	0.080	J	0.10	0.090	0.040	mg/L	1		353.2	Total/NA

Client Sample ID: GW225-212 — Lab Sample ID: 410-34809-7

Analyte	Result	Qualifier	LOQ	LOD	DL	Unit	Dil Fac	D	Method	Prep Type
Ethylene Dibromide (1C)	0.019	J M	0.029	0.019	0.0096	ug/L	1		8011	Total/NA
Chloride	46	D	4.0	3.0	2.0	mg/L	10		EPA 300.0 R2.1	Total/NA
Sulfate	81	D	10	9.0	3.0	mg/L	10		EPA 300.0 R2.1	Total/NA
Calcium	60		0.20	0.15	0.096	mg/L	1		6010C	Total Recoverable
Magnesium	8.6		0.10	0.075	0.040	mg/L	1		6010C	Total Recoverable
Potassium	3.2		0.50	0.45	0.20	mg/L	1		6010C	Total Recoverable
Sodium	29		1.0	0.50	0.24	mg/L	1		6010C	Total Recoverable
Arsenic	0.00070	J	0.0020	0.0016	0.00068	mg/L	1		6020A	Total/NA
Bicarbonate Alkalinity as CaCO3	110		8.0	6.0	2.6	mg/L	1		2320B-2011	Total/NA
Total Alkalinity as CaCO3 to pH 4.5	110		8.0	6.0	2.6	mg/L	1		2320B-2011	Total/NA
Nitrate Nitrite as N	1.2		0.10	0.090	0.040	mg/L	1		353.2	Total/NA

Client Sample ID: GW225-612 — Lab Sample ID: 410-34809-8

Analyte	Result	Qualifier	LOQ	LOD	DL	Unit	Dil Fac	D	Method	Prep Type
Ethylene Dibromide (1C)	0.041	M	0.029	0.019	0.0097	ug/L	1		8011	Total/NA
Chloride	57	D	40	30	20	mg/L	100		EPA 300.0 R2.1	Total/NA
Sulfate	97	J D	100	90	30	mg/L	100		EPA 300.0 R2.1	Total/NA

This Detection Summary does not include radiochemical test results.

Client Sample ID: GW225-612 (Continued) — Lab Sample ID: 410-34809-8

Analyte	Result	Qualifier	LOQ	LOD	DL	Unit	Dil Fac	D	Method	Prep Type
Calcium	67		0.20	0.15	0.096	mg/L	1		6010C	Total Recoverable
Magnesium	8.6		0.10	0.075	0.040	mg/L	1		6010C	Total Recoverable
Potassium	2.9		0.50	0.45	0.20	mg/L	1		6010C	Total Recoverable
Sodium	28		1.0	0.50	0.24	mg/L	1		6010C	Total Recoverable
Iron	0.041	J	0.21	0.10	0.041	mg/L	1		6010C	Dissolved
Arsenic	0.00080	J	0.0020	0.0016	0.00068	mg/L	1		6020A	Total/NA
Bicarbonate Alkalinity as CaCO3	100		8.0	6.0	2.6	mg/L	1		2320B-2011	Total/NA
Total Alkalinity as CaCO3 to pH 4.5	100		8.0	6.0	2.6	mg/L	1		2320B-2011	Total/NA
Nitrate Nitrite as N	1.3		0.10	0.090	0.040	mg/L	1		353.2	Total/NA

Client Sample ID: TB212-15 — Lab Sample ID: 410-34809-9

No Detections.

Client Sample ID: GW025-212 — Lab Sample ID: 410-34809-10

Analyte	Result	Qualifier	LOQ	LOD	DL	Unit	Dil Fac	D	Method	Prep Type
Chloride	58	D	4.0	3.0	2.0	mg/L	10		EPA 300.0 R2.1	Total/NA
Sulfate	73	D	10	9.0	3.0	mg/L	10		EPA 300.0 R2.1	Total/NA
Calcium	61		0.20	0.15	0.096	mg/L	1		6010C	Total Recoverable
Magnesium	7.7		0.10	0.075	0.040	mg/L	1		6010C	Total Recoverable
Potassium	4.8	B	0.50	0.45	0.20	mg/L	1		6010C	Total Recoverable
Sodium	28		1.0	0.50	0.24	mg/L	1		6010C	Total Recoverable
Arsenic	0.00079	J	0.0020	0.0016	0.00068	mg/L	1		6020A	Total/NA
Bicarbonate Alkalinity as CaCO3	89		8.0	6.0	2.6	mg/L	1		2320B-2011	Total/NA
Total Alkalinity as CaCO3 to pH 4.5	89	FL	8.0	6.0	2.6	mg/L	1		2320B-2011	Total/NA
Nitrate Nitrite as N	1.7		0.10	0.090	0.040	mg/L	1		353.2	Total/NA

Client Sample ID: GW226-212 — Lab Sample ID: 410-34809-11

Analyte	Result	Qualifier	LOQ	LOD	DL	Unit	Dil Fac	D	Method	Prep Type
Chloride	50	D	20	15	10	mg/L	50		EPA 300.0 R2.1	Total/NA
Sulfate	85	D	50	45	15	mg/L	50		EPA 300.0 R2.1	Total/NA
Calcium	58		0.20	0.15	0.096	mg/L	1		6010C	Total Recoverable
Magnesium	8.1		0.10	0.075	0.040	mg/L	1		6010C	Total Recoverable
Potassium	2.9		0.50	0.45	0.20	mg/L	1		6010C	Total Recoverable
Sodium	28		1.0	0.50	0.24	mg/L	1		6010C	Total Recoverable
Arsenic	0.00074	J	0.0020	0.0016	0.00068	mg/L	1		6020A	Total/NA
Bicarbonate Alkalinity as CaCO3	110		8.0	6.0	2.6	mg/L	1		2320B-2011	Total/NA

This Detection Summary does not include radiochemical test results.

Client Sample ID: GW226-212 (Continued) — Lab Sample ID: 410-34809-11

Analyte	Result	Qualifier	LOQ	LOD	DL	Unit	Dil Fac	D	Method	Prep Type
Total Alkalinity as CaCO3 to pH 4.5	110		8.0	6.0	2.6	mg/L	1		2320B-2011	Total/NA
Nitrate Nitrite as N	1.0		0.10	0.090	0.040	mg/L	1		353.2	Total/NA

Client Sample ID: GW227-212 — Lab Sample ID: 410-34809-12

Analyte	Result	Qualifier	LOQ	LOD	DL	Unit	Dil Fac	D	Method	Prep Type
Chloride	19	D	4.0	3.0	2.0	mg/L	10		EPA 300.0 R2.1	Total/NA
Sulfate	47	D	10	9.0	3.0	mg/L	10		EPA 300.0 R2.1	Total/NA
Calcium	43		0.20	0.15	0.096	mg/L	1		6010C	Total Recoverable
Magnesium	5.9		0.10	0.075	0.040	mg/L	1		6010C	Total Recoverable
Potassium	2.7		0.50	0.45	0.20	mg/L	1		6010C	Total Recoverable
Sodium	26		1.0	0.50	0.24	mg/L	1		6010C	Total Recoverable
Arsenic	0.00089	J	0.0020	0.0016	0.00068	mg/L	1		6020A	Total/NA
Bicarbonate Alkalinity as CaCO3	110		8.0	6.0	2.6	mg/L	1		2320B-2011	Total/NA
Total Alkalinity as CaCO3 to pH 4.5	110		8.0	6.0	2.6	mg/L	1		2320B-2011	Total/NA
Nitrate Nitrite as N	0.33		0.10	0.090	0.040	mg/L	1		353.2	Total/NA

Client Sample ID: TB212-16 — Lab Sample ID: 410-34809-13

No Detections.

Client Sample ID: GW041-212 — Lab Sample ID: 410-34809-14

Analyte	Result	Qualifier	LOQ	LOD	DL	Unit	Dil Fac	D	Method	Prep Type
Ethylene Dibromide (1C)	0.098		0.029	0.019	0.0096	ug/L	1		8011	Total/NA
Chloride	44	D	4.0	3.0	2.0	mg/L	10		EPA 300.0 R2.1	Total/NA
Sulfate	80	D	10	9.0	3.0	mg/L	10		EPA 300.0 R2.1	Total/NA
Calcium	63		0.20	0.15	0.096	mg/L	1		6010C	Total Recoverable
Magnesium	8.7		0.10	0.075	0.040	mg/L	1		6010C	Total Recoverable
Potassium	3.5		0.50	0.45	0.20	mg/L	1		6010C	Total Recoverable
Sodium	29		1.0	0.50	0.24	mg/L	1		6010C	Total Recoverable
Arsenic	0.00090	J	0.0020	0.0016	0.00068	mg/L	1		6020A	Total/NA
Bicarbonate Alkalinity as CaCO3	100		8.0	6.0	2.6	mg/L	1		2320B-2011	Total/NA
Total Alkalinity as CaCO3 to pH 4.5	100		8.0	6.0	2.6	mg/L	1		2320B-2011	Total/NA
Nitrate Nitrite as N	1.1		0.10	0.090	0.040	mg/L	1		353.2	Total/NA

Client Sample ID: GW042-212 — Lab Sample ID: 410-34809-15

Analyte	Result	Qualifier	LOQ	LOD	DL	Unit	Dil Fac	D	Method	Prep Type
Ethylene Dibromide (1C)	0.056		0.029	0.019	0.0097	ug/L	1		8011	Total/NA
Chloride	43	J D	80	60	40	mg/L	200		EPA 300.0 R2.1	Total/NA
Sulfate	74	D	5.0	4.5	1.5	mg/L	5		EPA 300.0 R2.1	Total/NA
Calcium	56		0.20	0.15	0.096	mg/L	1		6010C	Total Recoverable

This Detection Summary does not include radiochemical test results.

Detection Summary

Client: EA Engineering, Science, and Technology
Project/Site: Kirtland AFB - GWM & IRM Op Mod

Job ID: 410-34809-1

Client Sample ID: GW042-212 (Continued) — Lab Sample ID: 410-34809-15

Analyte	Result	Qualifier	LOQ	LOD	DL	Unit	Dil Fac	D	Method	Prep Type
Magnesium	7.6		0.10	0.075	0.040	mg/L	1		6010C	Total Recoverable
Potassium	3.2		0.50	0.45	0.20	mg/L	1		6010C	Total Recoverable
Sodium	26		1.0	0.50	0.24	mg/L	1		6010C	Total Recoverable
Arsenic	0.00089	J	0.0020	0.0016	0.00068	mg/L	1		6020A	Total/NA
Bicarbonate Alkalinity as CaCO3	100		8.0	6.0	2.6	mg/L	1		2320B-2011	Total/NA
Total Alkalinity as CaCO3 to pH 4.5	100		8.0	6.0	2.6	mg/L	1		2320B-2011	Total/NA
Nitrate Nitrite as N	0.78		0.10	0.090	0.040	mg/L	1		353.2	Total/NA

Client Sample ID: GW043-212 — Lab Sample ID: 410-34809-16

Analyte	Result	Qualifier	LOQ	LOD	DL	Unit	Dil Fac	D	Method	Prep Type
Chloride	34	D	20	15	10	mg/L	50		EPA 300.0 R2.1	Total/NA
Sulfate	69	D	5.0	4.5	1.5	mg/L	5		EPA 300.0 R2.1	Total/NA
Calcium	53		0.20	0.15	0.096	mg/L	1		6010C	Total Recoverable
Magnesium	7.3		0.10	0.075	0.040	mg/L	1		6010C	Total Recoverable
Potassium	2.9		0.50	0.45	0.20	mg/L	1		6010C	Total Recoverable
Sodium	27		1.0	0.50	0.24	mg/L	1		6010C	Total Recoverable
Arsenic	0.00088	J	0.0020	0.0016	0.00068	mg/L	1		6020A	Total/NA
Lead	0.000097	J	0.00050	0.00025	0.000071	mg/L	1		6020A	Total/NA
Bicarbonate Alkalinity as CaCO3	97		8.0	6.0	2.6	mg/L	1		2320B-2011	Total/NA
Total Alkalinity as CaCO3 to pH 4.5	97		8.0	6.0	2.6	mg/L	1		2320B-2011	Total/NA
Nitrate Nitrite as N	0.91		0.10	0.090	0.040	mg/L	1		353.2	Total/NA

Client Sample ID: TB212-17 — Lab Sample ID: 410-34809-17

No Detections.

Client Sample ID: ER212-01 — Lab Sample ID: 410-34809-18

Analyte	Result	Qualifier	LOQ	LOD	DL	Unit	Dil Fac	D	Method	Prep Type
Toluene	1.1		1.0	0.50	0.20	ug/L	1		8260C DOD	Total/NA

Client Sample ID: GW248-452-212 — Lab Sample ID: 410-34809-19

Analyte	Result	Qualifier	LOQ	LOD	DL	Unit	Dil Fac	D	Method	Prep Type
DRO (C10-C28) (1C)	54	J M	100	91	45	ug/L	1		8015D DRO	Total/NA
Chloride	29	D	2.0	1.5	1.0	mg/L	5		EPA 300.0 R2.1	Total/NA
Sulfate	42	D	5.0	4.5	1.5	mg/L	5		EPA 300.0 R2.1	Total/NA
Calcium	43		0.20	0.15	0.096	mg/L	1		6010C	Total Recoverable
Magnesium	6.3		0.10	0.075	0.040	mg/L	1		6010C	Total Recoverable
Potassium	2.8		0.50	0.45	0.20	mg/L	1		6010C	Total Recoverable
Sodium	29		1.0	0.50	0.24	mg/L	1		6010C	Total Recoverable

This Detection Summary does not include radiochemical test results.

Client Sample ID: GW248-452-212 (Continued) — Lab Sample ID: 410-34809-19

Analyte	Result	Qualifier	LOQ	LOD	DL	Unit	Dil Fac	D	Method	Prep Type
Manganese	0.11		0.010	0.0052	0.0031	mg/L	1		6010C	Dissolved
Lead	0.00052		0.00050	0.00025	0.000071	mg/L	1		6020A	Total/NA
Bicarbonate Alkalinity as CaCO3	110		8.0	6.0	2.6	mg/L	1		2320B-2011	Total/NA
Total Alkalinity as CaCO3 to pH 4.5	110		8.0	6.0	2.6	mg/L	1		2320B-2011	Total/NA
Nitrate Nitrite as N	0.30		0.10	0.090	0.040	mg/L	1		353.2	Total/NA

Client Sample ID: GW248-452-612 — Lab Sample ID: 410-34809-20

Analyte	Result	Qualifier	LOQ	LOD	DL	Unit	Dil Fac	D	Method	Prep Type
Acetone	1.5	J	20	2.0	0.70	ug/L	1		8260C DOD	Total/NA
DRO (C10-C28) (1C)	58	J M	100	90	45	ug/L	1		8015D DRO	Total/NA
Chloride	29	D	2.0	1.5	1.0	mg/L	5		EPA 300.0 R2.1	Total/NA
Sulfate	42	D	5.0	4.5	1.5	mg/L	5		EPA 300.0 R2.1	Total/NA
Calcium	44		0.20	0.15	0.096	mg/L	1		6010C	Total Recoverable
Magnesium	6.2		0.10	0.075	0.040	mg/L	1		6010C	Total Recoverable
Potassium	2.9		0.50	0.45	0.20	mg/L	1		6010C	Total Recoverable
Sodium	29		1.0	0.50	0.24	mg/L	1		6010C	Total Recoverable
Manganese	0.10		0.010	0.0052	0.0031	mg/L	1		6010C	Dissolved
Lead	0.00041	J	0.00050	0.00025	0.000071	mg/L	1		6020A	Total/NA
Bicarbonate Alkalinity as CaCO3	110		8.0	6.0	2.6	mg/L	1		2320B-2011	Total/NA
Total Alkalinity as CaCO3 to pH 4.5	110		8.0	6.0	2.6	mg/L	1		2320B-2011	Total/NA
Nitrate Nitrite as N	0.29		0.10	0.090	0.040	mg/L	1		353.2	Total/NA

This Detection Summary does not include radiochemical test results.

Client Sample Results

Client: EA Engineering, Science, and Technology
Project/Site: Kirtland AFB - GWM & IRM Op Mod

Job ID: 410-34809-1

Client Sample ID: TB212-13

Lab Sample ID: 410-34809-1
Matrix: Water

Date Collected: 04/05/21 15:00
Date Received: 04/06/21 13:26

Method: 8011 - EDB, DBCP, and 1,2,3-TCP (GC)

Analyte	Result	Qualifier	LOQ	LOD	DL	Unit	D	Analyzed	Dil Fac
Ethylene Dibromide (1C)	0.019	U	0.029	0.019	0.0097	ug/L		04/12/21 23:49	1

Surrogate	*%Recovery*	*Qualifier*	*Limits*	*Prepared*	*Analyzed*	*Dil Fac*
1,1,2,2-Tetrachloroethane (1C)	*102*		*46 - 136*	*04/10/21 10:52*	*04/12/21 23:49*	*1*
1,1,2,2-Tetrachloroethane (2C)	*108*		*46 - 136*	*04/10/21 10:52*	*04/12/21 23:49*	*1*

Client Sample ID: GW241-428-212

Lab Sample ID: 410-34809-2
Matrix: Water

Date Collected: 04/05/21 12:48
Date Received: 04/06/21 13:26

Method: 8011 - EDB, DBCP, and 1,2,3-TCP (GC)

Analyte	Result	Qualifier	LOQ	LOD	DL	Unit	D	Analyzed	Dil Fac
Ethylene Dibromide (1C)	**0.017**	**J M**	0.029	0.019	0.0096	ug/L		04/13/21 00:06	1

Surrogate	*%Recovery*	*Qualifier*	*Limits*	*Prepared*	*Analyzed*	*Dil Fac*
1,1,2,2-Tetrachloroethane (1C)	*99*	*M*	*46 - 136*	*04/10/21 10:52*	*04/13/21 00:06*	*1*
1,1,2,2-Tetrachloroethane (2C)	*132*		*46 - 136*	*04/10/21 10:52*	*04/13/21 00:06*	*1*

Method: EPA 300.0 R2.1 - Anions, Ion Chromatography

Analyte	Result	Qualifier	LOQ	LOD	DL	Unit	D	Analyzed	Dil Fac
Bromide	2.0	U	2.5	2.0	1.3	mg/L		04/09/21 21:45	5
Chloride	**5.4**	**D**	2.0	1.5	1.0	mg/L		04/10/21 13:01	5
Sulfate	**44**	**D**	5.0	4.5	1.5	mg/L		04/09/21 21:45	5

Method: 6010C - Metals (ICP) - Total Recoverable

Analyte	Result	Qualifier	LOQ	LOD	DL	Unit	D	Analyzed	Dil Fac
Calcium	**54**		0.20	0.15	0.096	mg/L		04/14/21 10:56	1
Magnesium	**7.7**		0.10	0.075	0.040	mg/L		04/16/21 08:29	1
Potassium	**3.0**		0.50	0.45	0.20	mg/L		04/14/21 10:56	1
Sodium	**29**		1.0	0.50	0.24	mg/L		04/14/21 10:56	1

Method: 6010C - Metals (ICP) - Dissolved

Analyte	Result	Qualifier	LOQ	LOD	DL	Unit	D	Analyzed	Dil Fac
Iron	0.10	U	0.21	0.10	0.041	mg/L		04/08/21 11:16	1
Manganese	0.0052	U	0.010	0.0052	0.0031	mg/L		04/08/21 11:16	1

Method: 6020A - Metals (ICP/MS)

Analyte	Result	Qualifier	LOQ	LOD	DL	Unit	D	Analyzed	Dil Fac
Arsenic	**0.00081**	**J**	0.0020	0.0016	0.00068	mg/L		04/08/21 16:38	1
Lead	0.00025	U	0.00050	0.00025	0.000071	mg/L		04/08/21 16:38	1

General Chemistry

Analyte	Result	Qualifier	LOQ	LOD	DL	Unit	D	Analyzed	Dil Fac
Bicarbonate Alkalinity as CaCO3	**130**		8.0	6.0	2.6	mg/L		04/08/21 08:45	1
Carbonate Alkalinity as CaCO3	6.0	U	8.0	6.0	2.6	mg/L		04/08/21 08:45	1
Total Alkalinity as CaCO3 to pH 4.5	**130**		8.0	6.0	2.6	mg/L		04/08/21 08:45	1
Nitrate Nitrite as N	**0.44**		0.10	0.090	0.040	mg/L		04/14/21 10:29	1

Client Sample ID: GW055-212

Lab Sample ID: 410-34809-3

Date Collected: 04/05/21 12:25
Date Received: 04/06/21 13:26
Matrix: Water

Method: 8011 - EDB, DBCP, and 1,2,3-TCP (GC)

Analyte	Result	Qualifier	LOQ	LOD	DL	Unit	D	Analyzed	Dil Fac
Ethylene Dibromide (1C)	0.019	U	0.029	0.019	0.0096	ug/L		04/13/21 00:23	1

Surrogate	*%Recovery*	*Qualifier*	*Limits*	*Prepared*	*Analyzed*	*Dil Fac*
1,1,2,2-Tetrachloroethane (1C)	*107*		*46 - 136*	*04/10/21 10:52*	*04/13/21 00:23*	*1*
1,1,2,2-Tetrachloroethane (2C)	*111*		*46 - 136*	*04/10/21 10:52*	*04/13/21 00:23*	*1*

Method: EPA 300.0 R2.1 - Anions, Ion Chromatography

Analyte	Result	Qualifier	LOQ	LOD	DL	Unit	D	Analyzed	Dil Fac
Bromide	2.0	U	2.5	2.0	1.3	mg/L		04/09/21 07:36	5
Chloride	**36**	**J D**	40	30	20	mg/L		04/09/21 07:54	100
Sulfate	**52**	**D**	5.0	4.5	1.5	mg/L		04/09/21 07:36	5

Method: 6010C - Metals (ICP) - Total Recoverable

Analyte	Result	Qualifier	LOQ	LOD	DL	Unit	D	Analyzed	Dil Fac
Calcium	**63**		0.20	0.15	0.096	mg/L		04/14/21 09:20	1
Magnesium	**8.2**		0.10	0.075	0.040	mg/L		04/18/21 19:12	1
Potassium	**2.7**		0.50	0.45	0.20	mg/L		04/18/21 19:12	1
Sodium	**28**		1.0	0.50	0.24	mg/L		04/18/21 19:12	1

Method: 6010C - Metals (ICP) - Dissolved

Analyte	Result	Qualifier	LOQ	LOD	DL	Unit	D	Analyzed	Dil Fac
Iron	0.10	U	0.21	0.10	0.041	mg/L		04/08/21 10:05	1
Manganese	**0.0050**	**J**	0.010	0.0052	0.0031	mg/L		04/08/21 10:05	1

Method: 6020A - Metals (ICP/MS)

Analyte	Result	Qualifier	LOQ	LOD	DL	Unit	D	Analyzed	Dil Fac
Arsenic	0.0016	U	0.0020	0.0016	0.00068	mg/L		04/12/21 15:31	1
Lead	0.00025	U	0.00050	0.00025	0.000071	mg/L		04/15/21 12:47	1

General Chemistry

Analyte	Result	Qualifier	LOQ	LOD	DL	Unit	D	Analyzed	Dil Fac
Bicarbonate Alkalinity as CaCO3	**130**		8.0	6.0	2.6	mg/L		04/08/21 08:19	1
Carbonate Alkalinity as CaCO3	6.0	U	8.0	6.0	2.6	mg/L		04/08/21 08:19	1
Total Alkalinity as CaCO3 to pH 4.5	**130**		8.0	6.0	2.6	mg/L		04/08/21 08:19	1
Nitrate Nitrite as N	0.090	U	0.10	0.090	0.040	mg/L		04/14/21 10:31	1

Client Sample ID: GW057-212

Lab Sample ID: 410-34809-4

Date Collected: 04/05/21 12:00
Date Received: 04/06/21 13:26
Matrix: Water

Method: 8011 - EDB, DBCP, and 1,2,3-TCP (GC)

Analyte	Result	Qualifier	LOQ	LOD	DL	Unit	D	Analyzed	Dil Fac
Ethylene Dibromide (1C)	0.019	U	0.029	0.019	0.0096	ug/L		04/13/21 00:39	1

Surrogate	*%Recovery*	*Qualifier*	*Limits*	*Prepared*	*Analyzed*	*Dil Fac*
1,1,2,2-Tetrachloroethane (1C)	*102*	*M*	*46 - 136*	*04/10/21 10:52*	*04/13/21 00:39*	*1*
1,1,2,2-Tetrachloroethane (2C)	*112*		*46 - 136*	*04/10/21 10:52*	*04/13/21 00:39*	*1*

Method: EPA 300.0 R2.1 - Anions, Ion Chromatography

Analyte	Result	Qualifier	LOQ	LOD	DL	Unit	D	Analyzed	Dil Fac
Bromide	2.0	U	2.5	2.0	1.3	mg/L		04/09/21 21:12	5
Chloride	**14**	**D**	2.0	1.5	1.0	mg/L		04/10/21 12:44	5

Client Sample ID: GW057-212 — Lab Sample ID: 410-34809-4

Date Collected: 04/05/21 12:00 — **Matrix: Water**
Date Received: 04/06/21 13:26

Method: EPA 300.0 R2.1 - Anions, Ion Chromatography (Continued)

Analyte	Result	Qualifier	LOQ	LOD	DL	Unit	D	Analyzed	Dil Fac
Sulfate	33	D	5.0	4.5	1.5	mg/L		04/09/21 21:12	5

Method: 6010C - Metals (ICP) - Total Recoverable

Analyte	Result	Qualifier	LOQ	LOD	DL	Unit	D	Analyzed	Dil Fac
Calcium	40		0.20	0.15	0.096	mg/L		04/14/21 09:32	1
Magnesium	5.5		0.10	0.075	0.040	mg/L		04/18/21 19:21	1
Potassium	2.3		0.50	0.45	0.20	mg/L		04/18/21 19:21	1
Sodium	22		1.0	0.50	0.24	mg/L		04/18/21 19:21	1

Method: 6010C - Metals (ICP) - Dissolved

Analyte	Result	Qualifier	LOQ	LOD	DL	Unit	D	Analyzed	Dil Fac
Iron	0.10	U	0.21	0.10	0.041	mg/L		04/09/21 15:29	1
Manganese	0.0052	U	0.010	0.0052	0.0031	mg/L		04/09/21 15:29	1

Method: 6020A - Metals (ICP/MS)

Analyte	Result	Qualifier	LOQ	LOD	DL	Unit	D	Analyzed	Dil Fac
Arsenic	0.0010	J	0.0020	0.0016	0.00068	mg/L		04/12/21 15:41	1
Lead	0.00025	U	0.00050	0.00025	0.000071	mg/L		04/15/21 12:49	1

General Chemistry

Analyte	Result	Qualifier	LOQ	LOD	DL	Unit	D	Analyzed	Dil Fac
Bicarbonate Alkalinity as CaCO3	110		8.0	6.0	2.6	mg/L		04/08/21 07:14	1
Carbonate Alkalinity as CaCO3	6.0	U	8.0	6.0	2.6	mg/L		04/08/21 07:14	1
Total Alkalinity as CaCO3 to pH 4.5	110		8.0	6.0	2.6	mg/L		04/08/21 07:14	1
Nitrate Nitrite as N	0.12		0.10	0.090	0.040	mg/L		04/14/21 10:32	1

Client Sample ID: TB212-14 — Lab Sample ID: 410-34809-5

Date Collected: 04/05/21 15:00 — **Matrix: Water**
Date Received: 04/06/21 13:26

Method: 8011 - EDB, DBCP, and 1,2,3-TCP (GC)

Analyte	Result	Qualifier	LOQ	LOD	DL	Unit	D	Analyzed	Dil Fac
Ethylene Dibromide (1C)	0.019	U	0.029	0.019	0.0096	ug/L		04/13/21 01:13	1

Surrogate	*%Recovery*	*Qualifier*	*Limits*	*Prepared*	*Analyzed*	*Dil Fac*
1,1,2,2-Tetrachloroethane (1C)	*103*		*46 - 136*	*04/10/21 10:52*	*04/13/21 01:13*	*1*
1,1,2,2-Tetrachloroethane (2C)	*105*		*46 - 136*	*04/10/21 10:52*	*04/13/21 01:13*	*1*

Client Sample ID: GW058-212 — Lab Sample ID: 410-34809-6

Date Collected: 04/05/21 11:32 — **Matrix: Water**
Date Received: 04/06/21 13:26

Method: 8011 - EDB, DBCP, and 1,2,3-TCP (GC)

Analyte	Result	Qualifier	LOQ	LOD	DL	Unit	D	Analyzed	Dil Fac
Ethylene Dibromide (1C)	0.019	U	0.029	0.019	0.0096	ug/L		04/13/21 01:30	1

Surrogate	*%Recovery*	*Qualifier*	*Limits*	*Prepared*	*Analyzed*	*Dil Fac*
1,1,2,2-Tetrachloroethane (1C)	*112*		*46 - 136*	*04/10/21 10:52*	*04/13/21 01:30*	*1*
1,1,2,2-Tetrachloroethane (2C)	*112*		*46 - 136*	*04/10/21 10:52*	*04/13/21 01:30*	*1*

Client Sample ID: GW058-212

Lab Sample ID: 410-34809-6
Matrix: Water
Date Collected: 04/05/21 11:32
Date Received: 04/06/21 13:26

Method: EPA 300.0 R2.1 - Anions, Ion Chromatography

Analyte	Result	Qualifier	LOQ	LOD	DL	Unit	D	Analyzed	Dil Fac
Bromide	2.0	U	2.5	2.0	1.3	mg/L		04/09/21 15:09	5
Chloride	**10**	**D**	2.0	1.5	1.0	mg/L		04/09/21 15:09	5
Sulfate	**49**	**D**	5.0	4.5	1.5	mg/L		04/09/21 15:09	5

Method: 6010C - Metals (ICP) - Total Recoverable

Analyte	Result	Qualifier	LOQ	LOD	DL	Unit	D	Analyzed	Dil Fac
Calcium	**34**		0.20	0.15	0.096	mg/L		04/14/21 10:44	1
Magnesium	**4.9**		0.10	0.075	0.040	mg/L		04/16/21 08:23	1
Potassium	**2.3**		0.50	0.45	0.20	mg/L		04/14/21 10:44	1
Sodium	**23**		1.0	0.50	0.24	mg/L		04/14/21 10:44	1

Method: 6010C - Metals (ICP) - Dissolved

Analyte	Result	Qualifier	LOQ	LOD	DL	Unit	D	Analyzed	Dil Fac
Iron	0.10	U	0.21	0.10	0.041	mg/L		04/08/21 11:29	1
Manganese	**0.0039**	**J**	0.010	0.0052	0.0031	mg/L		04/08/21 11:29	1

Method: 6020A - Metals (ICP/MS)

Analyte	Result	Qualifier	LOQ	LOD	DL	Unit	D	Analyzed	Dil Fac
Arsenic	**0.00097**	**J**	0.0020	0.0016	0.00068	mg/L		04/08/21 16:34	1
Lead	0.00025	U	0.00050	0.00025	0.000071	mg/L		04/08/21 16:34	1

General Chemistry

Analyte	Result	Qualifier	LOQ	LOD	DL	Unit	D	Analyzed	Dil Fac
Bicarbonate Alkalinity as CaCO3	**110**		8.0	6.0	2.6	mg/L		04/08/21 08:06	1
Carbonate Alkalinity as CaCO3	6.0	U	8.0	6.0	2.6	mg/L		04/08/21 08:06	1
Total Alkalinity as CaCO3 to pH 4.5	**110**		8.0	6.0	2.6	mg/L		04/08/21 08:06	1
Nitrate Nitrite as N	**0.080**	**J**	0.10	0.090	0.040	mg/L		04/14/21 10:34	1

Client Sample ID: GW225-212

Lab Sample ID: 410-34809-7
Matrix: Water
Date Collected: 04/05/21 09:55
Date Received: 04/06/21 13:26

Method: 8011 - EDB, DBCP, and 1,2,3-TCP (GC)

Analyte	Result	Qualifier	LOQ	LOD	DL	Unit	D	Analyzed	Dil Fac
Ethylene Dibromide (1C)	**0.019**	**J M**	0.029	0.019	0.0096	ug/L		04/13/21 01:46	1

Surrogate	*%Recovery*	*Qualifier*	*Limits*	*Prepared*	*Analyzed*	*Dil Fac*
1,1,2,2-Tetrachloroethane (1C)	*89*	*M*	*46 - 136*	*04/10/21 10:52*	*04/13/21 01:46*	*1*
1,1,2,2-Tetrachloroethane (2C)	*116*		*46 - 136*	*04/10/21 10:52*	*04/13/21 01:46*	*1*

Method: EPA 300.0 R2.1 - Anions, Ion Chromatography

Analyte	Result	Qualifier	LOQ	LOD	DL	Unit	D	Analyzed	Dil Fac
Bromide	4.0	U	5.0	4.0	2.5	mg/L		04/09/21 15:45	10
Chloride	**46**	**D**	4.0	3.0	2.0	mg/L		04/09/21 15:45	10
Sulfate	**81**	**D**	10	9.0	3.0	mg/L		04/09/21 15:45	10

Method: 6010C - Metals (ICP) - Total Recoverable

Analyte	Result	Qualifier	LOQ	LOD	DL	Unit	D	Analyzed	Dil Fac
Calcium	**60**		0.20	0.15	0.096	mg/L		04/14/21 10:41	1
Magnesium	**8.6**		0.10	0.075	0.040	mg/L		04/16/21 08:13	1
Potassium	**3.2**		0.50	0.45	0.20	mg/L		04/14/21 10:41	1
Sodium	**29**		1.0	0.50	0.24	mg/L		04/14/21 10:41	1

Client Sample ID: GW225-212

Lab Sample ID: 410-34809-7

Date Collected: 04/05/21 09:55
Matrix: Water
Date Received: 04/06/21 13:26

Method: 6010C - Metals (ICP) - Dissolved

Analyte	Result	Qualifier	LOQ	LOD	DL	Unit	D	Analyzed	Dil Fac
Iron	0.10	U	0.21	0.10	0.041	mg/L		04/09/21 15:15	1
Manganese	0.0052	U	0.010	0.0052	0.0031	mg/L		04/09/21 15:15	1

Method: 6020A - Metals (ICP/MS)

Analyte	Result	Qualifier	LOQ	LOD	DL	Unit	D	Analyzed	Dil Fac
Arsenic	**0.00070**	**J**	0.0020	0.0016	0.00068	mg/L		04/08/21 16:28	1
Lead	0.00025	U	0.00050	0.00025	0.000071	mg/L		04/08/21 16:28	1

General Chemistry

Analyte	Result	Qualifier	LOQ	LOD	DL	Unit	D	Analyzed	Dil Fac
Bicarbonate Alkalinity as CaCO3	**110**		8.0	6.0	2.6	mg/L		04/08/21 07:43	1
Carbonate Alkalinity as CaCO3	6.0	U	8.0	6.0	2.6	mg/L		04/08/21 07:43	1
Total Alkalinity as CaCO3 to pH 4.5	**110**		8.0	6.0	2.6	mg/L		04/08/21 07:43	1
Nitrate Nitrite as N	**1.2**		0.10	0.090	0.040	mg/L		04/14/21 10:36	1

Client Sample ID: GW225-612

Lab Sample ID: 410-34809-8

Date Collected: 04/05/21 09:55
Matrix: Water
Date Received: 04/06/21 13:26

Method: 8011 - EDB, DBCP, and 1,2,3-TCP (GC)

Analyte	Result	Qualifier	LOQ	LOD	DL	Unit	D	Analyzed	Dil Fac
Ethylene Dibromide (1C)	**0.041**	**M**	0.029	0.019	0.0097	ug/L		04/13/21 02:03	1

Surrogate	*%Recovery*	*Qualifier*	*Limits*	*Prepared*	*Analyzed*	*Dil Fac*
1,1,2,2-Tetrachloroethane (1C)	*128*		*46 - 136*	*04/10/21 10:52*	*04/13/21 02:03*	*1*
1,1,2,2-Tetrachloroethane (2C)	*119*		*46 - 136*	*04/10/21 10:52*	*04/13/21 02:03*	*1*

Method: EPA 300.0 R2.1 - Anions, Ion Chromatography

Analyte	Result	Qualifier	LOQ	LOD	DL	Unit	D	Analyzed	Dil Fac
Bromide	2.0	U	2.5	2.0	1.3	mg/L		04/09/21 11:50	5
Chloride	**57**	**D**	40	30	20	mg/L		04/09/21 12:08	100
Sulfate	**97**	**J D**	100	90	30	mg/L		04/09/21 12:08	100

Method: 6010C - Metals (ICP) - Total Recoverable

Analyte	Result	Qualifier	LOQ	LOD	DL	Unit	D	Analyzed	Dil Fac
Calcium	**67**		0.20	0.15	0.096	mg/L		04/14/21 09:23	1
Magnesium	**8.6**		0.10	0.075	0.040	mg/L		04/18/21 19:24	1
Potassium	**2.9**		0.50	0.45	0.20	mg/L		04/18/21 19:24	1
Sodium	**28**		1.0	0.50	0.24	mg/L		04/18/21 19:24	1

Method: 6010C - Metals (ICP) - Dissolved

Analyte	Result	Qualifier	LOQ	LOD	DL	Unit	D	Analyzed	Dil Fac
Iron	**0.041**	**J**	0.21	0.10	0.041	mg/L		04/09/21 18:14	1
Manganese	0.0052	U	0.010	0.0052	0.0031	mg/L		04/09/21 18:14	1

Method: 6020A - Metals (ICP/MS)

Analyte	Result	Qualifier	LOQ	LOD	DL	Unit	D	Analyzed	Dil Fac
Arsenic	**0.00080**	**J**	0.0020	0.0016	0.00068	mg/L		04/12/21 15:19	1
Lead	0.00025	U	0.00050	0.00025	0.000071	mg/L		04/15/21 12:51	1

Client Sample ID: GW225-612

Lab Sample ID: 410-34809-8
Date Collected: 04/05/21 09:55
Matrix: Water
Date Received: 04/06/21 13:26

General Chemistry

Analyte	Result	Qualifier	LOQ	LOD	DL	Unit	D	Analyzed	Dil Fac
Bicarbonate Alkalinity as CaCO3	**100**		8.0	6.0	2.6	mg/L		04/08/21 07:28	1
Carbonate Alkalinity as CaCO3	6.0	U	8.0	6.0	2.6	mg/L		04/08/21 07:28	1
Total Alkalinity as CaCO3 to pH 4.5	**100**		8.0	6.0	2.6	mg/L		04/08/21 07:28	1
Nitrate Nitrite as N	**1.3**		0.10	0.090	0.040	mg/L		04/14/21 10:42	1

Client Sample ID: TB212-15

Lab Sample ID: 410-34809-9
Date Collected: 04/05/21 15:00
Matrix: Water
Date Received: 04/06/21 13:26

Method: 8011 - EDB, DBCP, and 1,2,3-TCP (GC)

Analyte	Result	Qualifier	LOQ	LOD	DL	Unit	D	Analyzed	Dil Fac
Ethylene Dibromide (1C)	0.019	U	0.029	0.019	0.0096	ug/L		04/13/21 02:20	1

Surrogate	*%Recovery*	*Qualifier*	*Limits*	*Prepared*	*Analyzed*	*Dil Fac*
1,1,2,2-Tetrachloroethane (1C)	*108*		*46 - 136*	*04/10/21 10:52*	*04/13/21 02:20*	*1*
1,1,2,2-Tetrachloroethane (2C)	*108*		*46 - 136*	*04/10/21 10:52*	*04/13/21 02:20*	*1*

Client Sample ID: GW025-212

Lab Sample ID: 410-34809-10
Date Collected: 04/05/21 08:05
Matrix: Water
Date Received: 04/06/21 13:26

Method: 8011 - EDB, DBCP, and 1,2,3-TCP (GC)

Analyte	Result	Qualifier	LOQ	LOD	DL	Unit	D	Analyzed	Dil Fac
Ethylene Dibromide (1C)	0.020	U	0.029	0.020	0.0098	ug/L		04/13/21 02:37	1

Surrogate	*%Recovery*	*Qualifier*	*Limits*	*Prepared*	*Analyzed*	*Dil Fac*
1,1,2,2-Tetrachloroethane (1C)	*120*		*46 - 136*	*04/10/21 10:52*	*04/13/21 02:37*	*1*
1,1,2,2-Tetrachloroethane (2C)	*116*		*46 - 136*	*04/10/21 10:52*	*04/13/21 02:37*	*1*

Method: EPA 300.0 R2.1 - Anions, Ion Chromatography

Analyte	Result	Qualifier	LOQ	LOD	DL	Unit	D	Analyzed	Dil Fac
Bromide	4.0	U	5.0	4.0	2.5	mg/L		04/09/21 12:26	10
Chloride	**58**	**D**	4.0	3.0	2.0	mg/L		04/09/21 12:26	10
Sulfate	**73**	**D**	10	9.0	3.0	mg/L		04/09/21 12:26	10

Method: 6010C - Metals (ICP) - Total Recoverable

Analyte	Result	Qualifier	LOQ	LOD	DL	Unit	D	Analyzed	Dil Fac
Calcium	**61**		0.20	0.15	0.096	mg/L		04/14/21 09:02	1
Magnesium	**7.7**		0.10	0.075	0.040	mg/L		04/20/21 12:51	1
Potassium	**4.8**	**B**	0.50	0.45	0.20	mg/L		04/20/21 12:51	1
Sodium	**28**		1.0	0.50	0.24	mg/L		04/20/21 12:51	1

Method: 6010C - Metals (ICP) - Dissolved

Analyte	Result	Qualifier	LOQ	LOD	DL	Unit	D	Analyzed	Dil Fac
Iron	0.10	U	0.21	0.10	0.041	mg/L		04/08/21 10:36	1
Manganese	0.0052	U	0.010	0.0052	0.0031	mg/L		04/08/21 10:36	1

Method: 6020A - Metals (ICP/MS)

Analyte	Result	Qualifier	LOQ	LOD	DL	Unit	D	Analyzed	Dil Fac
Arsenic	**0.00079**	**J**	0.0020	0.0016	0.00068	mg/L		04/12/21 15:17	1
Lead	0.00025	U	0.00050	0.00025	0.000071	mg/L		04/20/21 12:24	1

Client Sample ID: GW025-212

Lab Sample ID: 410-34809-10

Date Collected: 04/05/21 08:05
Matrix: Water
Date Received: 04/06/21 13:26

General Chemistry

Analyte	Result	Qualifier	LOQ	LOD	DL	Unit	D	Analyzed	Dil Fac
Bicarbonate Alkalinity as CaCO3	**89**		8.0	6.0	2.6	mg/L		04/08/21 06:54	1
Carbonate Alkalinity as CaCO3	6.0	U	8.0	6.0	2.6	mg/L		04/08/21 06:54	1
Total Alkalinity as CaCO3 to pH 4.5	**89**	**FL**	8.0	6.0	2.6	mg/L		04/08/21 06:54	1
Nitrate Nitrite as N	**1.7**		0.10	0.090	0.040	mg/L		04/14/21 10:43	1

Client Sample ID: GW226-212

Lab Sample ID: 410-34809-11

Date Collected: 04/05/21 10:33
Matrix: Water
Date Received: 04/06/21 13:26

Method: 8011 - EDB, DBCP, and 1,2,3-TCP (GC)

Analyte	Result	Qualifier	LOQ	LOD	DL	Unit	D	Analyzed	Dil Fac
Ethylene Dibromide (1C)	0.019	U	0.029	0.019	0.0096	ug/L		04/13/21 02:53	1

Surrogate	*%Recovery*	*Qualifier*	*Limits*	*Prepared*	*Analyzed*	*Dil Fac*
1,1,2,2-Tetrachloroethane (1C)	*111*		*46 - 136*	*04/10/21 10:52*	*04/13/21 02:53*	*1*
1,1,2,2-Tetrachloroethane (2C)	*115*		*46 - 136*	*04/10/21 10:52*	*04/13/21 02:53*	*1*

Method: EPA 300.0 R2.1 - Anions, Ion Chromatography

Analyte	Result	Qualifier	LOQ	LOD	DL	Unit	D	Analyzed	Dil Fac
Bromide	2.0	U	2.5	2.0	1.3	mg/L		04/09/21 13:38	5
Chloride	**50**	**D**	20	15	10	mg/L		04/09/21 13:56	50
Sulfate	**85**	**D**	50	45	15	mg/L		04/09/21 13:56	50

Method: 6010C - Metals (ICP) - Total Recoverable

Analyte	Result	Qualifier	LOQ	LOD	DL	Unit	D	Analyzed	Dil Fac
Calcium	**58**		0.20	0.15	0.096	mg/L		04/14/21 11:36	1
Magnesium	**8.1**		0.10	0.075	0.040	mg/L		04/18/21 20:09	1
Potassium	**2.9**		0.50	0.45	0.20	mg/L		04/14/21 11:36	1
Sodium	**28**		1.0	0.50	0.24	mg/L		04/14/21 11:36	1

Method: 6010C - Metals (ICP) - Dissolved

Analyte	Result	Qualifier	LOQ	LOD	DL	Unit	D	Analyzed	Dil Fac
Iron	0.10	U	0.21	0.10	0.041	mg/L		04/09/21 18:11	1
Manganese	0.0052	U	0.010	0.0052	0.0031	mg/L		04/09/21 18:11	1

Method: 6020A - Metals (ICP/MS)

Analyte	Result	Qualifier	LOQ	LOD	DL	Unit	D	Analyzed	Dil Fac
Arsenic	**0.00074**	**J**	0.0020	0.0016	0.00068	mg/L		04/12/21 15:33	1
Lead	0.00025	U	0.00050	0.00025	0.000071	mg/L		04/15/21 12:53	1

General Chemistry

Analyte	Result	Qualifier	LOQ	LOD	DL	Unit	D	Analyzed	Dil Fac
Bicarbonate Alkalinity as CaCO3	**110**		8.0	6.0	2.6	mg/L		04/08/21 08:32	1
Carbonate Alkalinity as CaCO3	6.0	U	8.0	6.0	2.6	mg/L		04/08/21 08:32	1
Total Alkalinity as CaCO3 to pH 4.5	**110**		8.0	6.0	2.6	mg/L		04/08/21 08:32	1
Nitrate Nitrite as N	**1.0**		0.10	0.090	0.040	mg/L		04/14/21 08:55	1

Client Sample ID: GW227-212

Lab Sample ID: 410-34809-12

Date Collected: 04/05/21 10:55
Matrix: Water
Date Received: 04/06/21 13:26

Method: 8011 - EDB, DBCP, and 1,2,3-TCP (GC)

Analyte	Result	Qualifier	LOQ	LOD	DL	Unit	D	Analyzed	Dil Fac
Ethylene Dibromide (1C)	0.019	U	0.029	0.019	0.0096	ug/L		04/13/21 03:10	1

Surrogate	*%Recovery*	*Qualifier*	*Limits*	*Prepared*	*Analyzed*	*Dil Fac*
1,1,2,2-Tetrachloroethane (1C)	*106*		*46 - 136*	*04/10/21 10:52*	*04/13/21 03:10*	*1*
1,1,2,2-Tetrachloroethane (2C)	*109*		*46 - 136*	*04/10/21 10:52*	*04/13/21 03:10*	*1*

Method: EPA 300.0 R2.1 - Anions, Ion Chromatography

Analyte	Result	Qualifier	LOQ	LOD	DL	Unit	D	Analyzed	Dil Fac
Bromide	4.0	U	5.0	4.0	2.5	mg/L		04/09/21 16:57	10
Chloride	**19**	**D**	4.0	3.0	2.0	mg/L		04/09/21 16:57	10
Sulfate	**47**	**D**	10	9.0	3.0	mg/L		04/09/21 16:57	10

Method: 6010C - Metals (ICP) - Total Recoverable

Analyte	Result	Qualifier	LOQ	LOD	DL	Unit	D	Analyzed	Dil Fac
Calcium	**43**		0.20	0.15	0.096	mg/L		04/14/21 11:45	1
Magnesium	**5.9**		0.10	0.075	0.040	mg/L		04/18/21 20:19	1
Potassium	**2.7**		0.50	0.45	0.20	mg/L		04/14/21 11:45	1
Sodium	**26**		1.0	0.50	0.24	mg/L		04/14/21 11:45	1

Method: 6010C - Metals (ICP) - Dissolved

Analyte	Result	Qualifier	LOQ	LOD	DL	Unit	D	Analyzed	Dil Fac
Iron	0.10	U	0.21	0.10	0.041	mg/L		04/08/21 10:39	1
Manganese	0.0052	U	0.010	0.0052	0.0031	mg/L		04/08/21 10:39	1

Method: 6020A - Metals (ICP/MS)

Analyte	Result	Qualifier	LOQ	LOD	DL	Unit	D	Analyzed	Dil Fac
Arsenic	**0.00089**	**J**	0.0020	0.0016	0.00068	mg/L		04/12/21 15:39	1
Lead	0.00025	U	0.00050	0.00025	0.000071	mg/L		04/15/21 12:55	1

General Chemistry

Analyte	Result	Qualifier	LOQ	LOD	DL	Unit	D	Analyzed	Dil Fac
Bicarbonate Alkalinity as CaCO3	**110**		8.0	6.0	2.6	mg/L		04/08/21 08:12	1
Carbonate Alkalinity as CaCO3	6.0	U	8.0	6.0	2.6	mg/L		04/08/21 08:12	1
Total Alkalinity as CaCO3 to pH 4.5	**110**		8.0	6.0	2.6	mg/L		04/08/21 08:12	1
Nitrate Nitrite as N	**0.33**		0.10	0.090	0.040	mg/L		04/14/21 09:01	1

Client Sample ID: TB212-16

Lab Sample ID: 410-34809-13

Date Collected: 04/05/21 15:00
Matrix: Water
Date Received: 04/06/21 13:26

Method: 8011 - EDB, DBCP, and 1,2,3-TCP (GC)

Analyte	Result	Qualifier	LOQ	LOD	DL	Unit	D	Analyzed	Dil Fac
Ethylene Dibromide (1C)	0.020	U	0.029	0.020	0.0098	ug/L		04/13/21 03:27	1

Surrogate	*%Recovery*	*Qualifier*	*Limits*	*Prepared*	*Analyzed*	*Dil Fac*
1,1,2,2-Tetrachloroethane (1C)	*110*		*46 - 136*	*04/10/21 10:52*	*04/13/21 03:27*	*1*
1,1,2,2-Tetrachloroethane (2C)	*110*		*46 - 136*	*04/10/21 10:52*	*04/13/21 03:27*	*1*

Client Sample ID: GW041-212

Lab Sample ID: 410-34809-14

Date Collected: 04/05/21 08:42
Matrix: Water
Date Received: 04/06/21 13:26

Method: 8011 - EDB, DBCP, and 1,2,3-TCP (GC)

Analyte	Result	Qualifier	LOQ	LOD	DL	Unit	D	Analyzed	Dil Fac
Ethylene Dibromide (1C)	0.098		0.029	0.019	0.0096	ug/L		04/13/21 03:44	1

Surrogate	*%Recovery*	*Qualifier*	*Limits*	*Prepared*	*Analyzed*	*Dil Fac*
1,1,2,2-Tetrachloroethane (1C)	*108*		*46 - 136*	*04/10/21 10:52*	*04/13/21 03:44*	*1*
1,1,2,2-Tetrachloroethane (2C)	*115*		*46 - 136*	*04/10/21 10:52*	*04/13/21 03:44*	*1*

Method: EPA 300.0 R2.1 - Anions, Ion Chromatography

Analyte	Result	Qualifier	LOQ	LOD	DL	Unit	D	Analyzed	Dil Fac
Bromide	4.0	U	5.0	4.0	2.5	mg/L		04/09/21 17:33	10
Chloride	44	D	4.0	3.0	2.0	mg/L		04/09/21 17:33	10
Sulfate	80	D	10	9.0	3.0	mg/L		04/09/21 17:33	10

Method: 6010C - Metals (ICP) - Total Recoverable

Analyte	Result	Qualifier	LOQ	LOD	DL	Unit	D	Analyzed	Dil Fac
Calcium	63		0.20	0.15	0.096	mg/L		04/14/21 11:30	1
Magnesium	8.7		0.10	0.075	0.040	mg/L		04/18/21 20:03	1
Potassium	3.5		0.50	0.45	0.20	mg/L		04/14/21 11:30	1
Sodium	29		1.0	0.50	0.24	mg/L		04/14/21 11:30	1

Method: 6010C - Metals (ICP) - Dissolved

Analyte	Result	Qualifier	LOQ	LOD	DL	Unit	D	Analyzed	Dil Fac
Iron	0.10	U	0.21	0.10	0.041	mg/L		04/09/21 15:19	1
Manganese	0.0052	U	0.010	0.0052	0.0031	mg/L		04/09/21 15:19	1

Method: 6020A - Metals (ICP/MS)

Analyte	Result	Qualifier	LOQ	LOD	DL	Unit	D	Analyzed	Dil Fac
Arsenic	0.00090	J	0.0020	0.0016	0.00068	mg/L		04/12/21 15:21	1
Lead	0.00025	U	0.00050	0.00025	0.000071	mg/L		04/15/21 12:57	1

General Chemistry

Analyte	Result	Qualifier	LOQ	LOD	DL	Unit	D	Analyzed	Dil Fac
Bicarbonate Alkalinity as CaCO3	100		8.0	6.0	2.6	mg/L		04/08/21 07:35	1
Carbonate Alkalinity as CaCO3	6.0	U	8.0	6.0	2.6	mg/L		04/08/21 07:35	1
Total Alkalinity as CaCO3 to pH 4.5	100		8.0	6.0	2.6	mg/L		04/08/21 07:35	1
Nitrate Nitrite as N	1.1		0.10	0.090	0.040	mg/L		04/14/21 09:02	1

Client Sample ID: GW042-212

Lab Sample ID: 410-34809-15

Date Collected: 04/05/21 09:23
Matrix: Water
Date Received: 04/06/21 13:26

Method: 8011 - EDB, DBCP, and 1,2,3-TCP (GC)

Analyte	Result	Qualifier	LOQ	LOD	DL	Unit	D	Analyzed	Dil Fac
Ethylene Dibromide (1C)	0.056		0.029	0.019	0.0097	ug/L		04/13/21 04:17	1

Surrogate	*%Recovery*	*Qualifier*	*Limits*	*Prepared*	*Analyzed*	*Dil Fac*
1,1,2,2-Tetrachloroethane (1C)	*110*		*46 - 136*	*04/10/21 10:52*	*04/13/21 04:17*	*1*
1,1,2,2-Tetrachloroethane (2C)	*114*		*46 - 136*	*04/10/21 10:52*	*04/13/21 04:17*	*1*

Method: EPA 300.0 R2.1 - Anions, Ion Chromatography

Analyte	Result	Qualifier	LOQ	LOD	DL	Unit	D	Analyzed	Dil Fac
Bromide	2.0	U	2.5	2.0	1.3	mg/L		04/09/21 10:01	5
Chloride	43	J D	80	60	40	mg/L		04/09/21 10:19	200

Client Sample ID: GW042-212

Lab Sample ID: 410-34809-15

Date Collected: 04/05/21 09:23
Matrix: Water
Date Received: 04/06/21 13:26

Method: EPA 300.0 R2.1 - Anions, Ion Chromatography (Continued)

Analyte	Result	Qualifier	LOQ	LOD	DL	Unit	D	Analyzed	Dil Fac
Sulfate	74	D	5.0	4.5	1.5	mg/L		04/09/21 10:01	5

Method: 6010C - Metals (ICP) - Total Recoverable

Analyte	Result	Qualifier	LOQ	LOD	DL	Unit	D	Analyzed	Dil Fac
Calcium	56		0.20	0.15	0.096	mg/L		04/14/21 11:42	1
Magnesium	7.6		0.10	0.075	0.040	mg/L		04/18/21 20:16	1
Potassium	3.2		0.50	0.45	0.20	mg/L		04/14/21 11:42	1
Sodium	26		1.0	0.50	0.24	mg/L		04/14/21 11:42	1

Method: 6010C - Metals (ICP) - Dissolved

Analyte	Result	Qualifier	LOQ	LOD	DL	Unit	D	Analyzed	Dil Fac
Iron	0.10	U	0.21	0.10	0.041	mg/L		04/09/21 18:07	1
Manganese	0.0052	U	0.010	0.0052	0.0031	mg/L		04/09/21 18:07	1

Method: 6020A - Metals (ICP/MS)

Analyte	Result	Qualifier	LOQ	LOD	DL	Unit	D	Analyzed	Dil Fac
Arsenic	0.00089	J	0.0020	0.0016	0.00068	mg/L		04/12/21 15:35	1
Lead	0.00025	U	0.00050	0.00025	0.000071	mg/L		04/15/21 12:59	1

General Chemistry

Analyte	Result	Qualifier	LOQ	LOD	DL	Unit	D	Analyzed	Dil Fac
Bicarbonate Alkalinity as CaCO3	100		8.0	6.0	2.6	mg/L		04/08/21 08:52	1
Carbonate Alkalinity as CaCO3	6.0	U	8.0	6.0	2.6	mg/L		04/08/21 08:52	1
Total Alkalinity as CaCO3 to pH 4.5	100		8.0	6.0	2.6	mg/L		04/08/21 08:52	1
Nitrate Nitrite as N	0.78		0.10	0.090	0.040	mg/L		04/14/21 09:04	1

Client Sample ID: GW043-212

Lab Sample ID: 410-34809-16

Date Collected: 04/05/21 09:02
Matrix: Water
Date Received: 04/06/21 13:26

Method: 8011 - EDB, DBCP, and 1,2,3-TCP (GC)

Analyte	Result	Qualifier	LOQ	LOD	DL	Unit	D	Analyzed	Dil Fac
Ethylene Dibromide (1C)	0.019	U	0.029	0.019	0.0096	ug/L		04/13/21 04:34	1

Surrogate	*%Recovery*	*Qualifier*	*Limits*	*Prepared*	*Analyzed*	*Dil Fac*
1,1,2,2-Tetrachloroethane (1C)	*112*		*46 - 136*	*04/10/21 10:52*	*04/13/21 04:34*	*1*
1,1,2,2-Tetrachloroethane (2C)	*117*		*46 - 136*	*04/10/21 10:52*	*04/13/21 04:34*	*1*

Method: EPA 300.0 R2.1 - Anions, Ion Chromatography

Analyte	Result	Qualifier	LOQ	LOD	DL	Unit	D	Analyzed	Dil Fac
Bromide	2.0	U	2.5	2.0	1.3	mg/L		04/09/21 10:37	5
Chloride	34	D	20	15	10	mg/L		04/09/21 10:55	50
Sulfate	69	D	5.0	4.5	1.5	mg/L		04/09/21 10:37	5

Method: 6010C - Metals (ICP) - Total Recoverable

Analyte	Result	Qualifier	LOQ	LOD	DL	Unit	D	Analyzed	Dil Fac
Calcium	53		0.20	0.15	0.096	mg/L		04/14/21 11:49	1
Magnesium	7.3		0.10	0.075	0.040	mg/L		04/18/21 20:22	1
Potassium	2.9		0.50	0.45	0.20	mg/L		04/14/21 11:49	1
Sodium	27		1.0	0.50	0.24	mg/L		04/14/21 11:49	1

Client Sample ID: GW043-212

Lab Sample ID: 410-34809-16
Date Collected: 04/05/21 09:02
Matrix: Water
Date Received: 04/06/21 13:26

Method: 6010C - Metals (ICP) - Dissolved

Analyte	Result	Qualifier	LOQ	LOD	DL	Unit	D	Analyzed	Dil Fac
Iron	0.10	U	0.21	0.10	0.041	mg/L		04/08/21 10:23	1
Manganese	0.0052	U	0.010	0.0052	0.0031	mg/L		04/08/21 10:23	1

Method: 6020A - Metals (ICP/MS)

Analyte	Result	Qualifier	LOQ	LOD	DL	Unit	D	Analyzed	Dil Fac
Arsenic	**0.00088**	**J**	0.0020	0.0016	0.00068	mg/L		04/12/21 15:37	1
Lead	**0.000097**	**J**	0.00050	0.00025	0.000071	mg/L		04/15/21 13:01	1

General Chemistry

Analyte	Result	Qualifier	LOQ	LOD	DL	Unit	D	Analyzed	Dil Fac
Bicarbonate Alkalinity as CaCO3	**97**		8.0	6.0	2.6	mg/L		04/08/21 08:38	1
Carbonate Alkalinity as CaCO3	6.0	U	8.0	6.0	2.6	mg/L		04/08/21 08:38	1
Total Alkalinity as CaCO3 to pH 4.5	**97**		8.0	6.0	2.6	mg/L		04/08/21 08:38	1
Nitrate Nitrite as N	**0.91**		0.10	0.090	0.040	mg/L		04/14/21 09:06	1

Client Sample ID: TB212-17

Lab Sample ID: 410-34809-17
Date Collected: 04/05/21 15:00
Matrix: Water
Date Received: 04/06/21 13:26

Method: 8260C DOD - Volatile Organic Compounds (GC/MS)

Analyte	Result	Qualifier	LOQ	LOD	DL	Unit	D	Analyzed	Dil Fac
1,1,1,2-Tetrachloroethane	0.50	U	1.0	0.50	0.20	ug/L		04/12/21 13:30	1
1,1,1-Trichloroethane	0.50	U	1.0	0.50	0.30	ug/L		04/12/21 13:30	1
1,1,2,2-Tetrachloroethane	0.50	U	1.0	0.50	0.20	ug/L		04/12/21 13:30	1
1,1,2-Trichloroethane	0.50	U	1.0	0.50	0.20	ug/L		04/12/21 13:30	1
1,1-Dichloroethane	0.50	U	1.0	0.50	0.20	ug/L		04/12/21 13:30	1
1,1-Dichloroethene	0.50	U	1.0	0.50	0.20	ug/L		04/12/21 13:30	1
1,1-Dichloropropene	0.50	U	5.0	0.50	0.20	ug/L		04/12/21 13:30	1
1,2,3-Trichlorobenzene	1.0	U	5.0	1.0	0.40	ug/L		04/12/21 13:30	1
1,2,3-Trichloropropane	0.50	U	5.0	0.50	0.20	ug/L		04/12/21 13:30	1
1,2,4-Trichlorobenzene	1.0	U	5.0	1.0	0.30	ug/L		04/12/21 13:30	1
1,2,4-Trimethylbenzene	2.0	U	5.0	2.0	1.0	ug/L		04/12/21 13:30	1
1,2-Dibromo-3-Chloropropane	1.0	U	5.0	1.0	0.30	ug/L		04/12/21 13:30	1
1,2-Dibromoethane	0.50	U	1.0	0.50	0.20	ug/L		04/12/21 13:30	1
1,2-Dichlorobenzene	0.50	U	5.0	0.50	0.20	ug/L		04/12/21 13:30	1
1,2-Dichloroethane	0.50	U	1.0	0.50	0.30	ug/L		04/12/21 13:30	1
1,2-Dichloropropane	0.50	U	1.0	0.50	0.20	ug/L		04/12/21 13:30	1
1,3,5-Trimethylbenzene	1.0	U	5.0	1.0	0.30	ug/L		04/12/21 13:30	1
1,3-Dichlorobenzene	0.50	U	5.0	0.50	0.20	ug/L		04/12/21 13:30	1
1,3-Dichloropropane	0.50	U	1.0	0.50	0.20	ug/L		04/12/21 13:30	1
1,4-Dichlorobenzene	0.50	U	5.0	0.50	0.20	ug/L		04/12/21 13:30	1
2,2-Dichloropropane	0.50	U	1.0	0.50	0.30	ug/L		04/12/21 13:30	1
2-Butanone	1.0	U	10	1.0	0.30	ug/L		04/12/21 13:30	1
2-Chlorotoluene	0.50	U	5.0	0.50	0.20	ug/L		04/12/21 13:30	1
2-Hexanone	1.0	U	10	1.0	0.30	ug/L		04/12/21 13:30	1
4-Chlorotoluene	0.50	U	5.0	0.50	0.20	ug/L		04/12/21 13:30	1
4-Methyl-2-pentanone	1.0	U	10	1.0	0.50	ug/L		04/12/21 13:30	1
Acetone	2.0	U	20	2.0	0.70	ug/L		04/12/21 13:30	1
Acrolein	5.0	U	100	5.0	3.0	ug/L		04/12/21 13:30	1
Acrylonitrile	1.0	U	20	1.0	0.30	ug/L		04/12/21 13:30	1

Client Sample ID: TB212-17

Date Collected: 04/05/21 15:00
Date Received: 04/06/21 13:26

Lab Sample ID: 410-34809-17

Matrix: Water

Method: 8260C DOD - Volatile Organic Compounds (GC/MS) (Continued)

Analyte	Result	Qualifier	LOQ	LOD	DL	Unit	D	Analyzed	Dil Fac
Benzene	0.50	U	1.0	0.50	0.20	ug/L		04/12/21 13:30	1
Bromobenzene	0.50	U	5.0	0.50	0.20	ug/L		04/12/21 13:30	1
Bromochloromethane	0.50	U ^c	5.0	0.50	0.20	ug/L		04/12/21 13:30	1
Bromodichloromethane	0.50	U	1.0	0.50	0.20	ug/L		04/12/21 13:30	1
Bromoform	2.0	U	4.0	2.0	1.0	ug/L		04/12/21 13:30	1
Bromomethane	0.50	U	1.0	0.50	0.30	ug/L		04/12/21 13:30	1
Carbon disulfide	0.50	U	5.0	0.50	0.20	ug/L		04/12/21 13:30	1
Carbon tetrachloride	0.50	U	1.0	0.50	0.20	ug/L		04/12/21 13:30	1
Chlorobenzene	0.50	U	1.0	0.50	0.20	ug/L		04/12/21 13:30	1
Chloroethane	0.50	U	1.0	0.50	0.20	ug/L		04/12/21 13:30	1
Chloroform	0.50	U	1.0	0.50	0.20	ug/L		04/12/21 13:30	1
Chloromethane	0.50	U	1.0	0.50	0.20	ug/L		04/12/21 13:30	1
cis-1,2-Dichloroethene	0.50	U	1.0	0.50	0.20	ug/L		04/12/21 13:30	1
cis-1,3-Dichloropropene	0.50	U	1.0	0.50	0.20	ug/L		04/12/21 13:30	1
Dibromochloromethane	0.50	U	1.0	0.50	0.20	ug/L		04/12/21 13:30	1
Dibromomethane	0.50	U	1.0	0.50	0.20	ug/L		04/12/21 13:30	1
Dichlorodifluoromethane	0.50	U	1.0	0.50	0.20	ug/L		04/12/21 13:30	1
Ethylbenzene	0.80	U	1.0	0.80	0.40	ug/L		04/12/21 13:30	1
Hexachlorobutadiene	4.0	U	5.0	4.0	2.0	ug/L		04/12/21 13:30	1
Isopropylbenzene	0.50	U	5.0	0.50	0.20	ug/L		04/12/21 13:30	1
m&p-Xylene	2.0	U	5.0	2.0	1.0	ug/L		04/12/21 13:30	1
Methyl tertiary butyl ether	0.50	U	1.0	0.50	0.20	ug/L		04/12/21 13:30	1
Methylene Chloride	0.50	U	1.0	0.50	0.30	ug/L		04/12/21 13:30	1
Naphthalene	2.0	U	5.0	2.0	1.0	ug/L		04/12/21 13:30	1
n-Butylbenzene	0.50	U	5.0	0.50	0.20	ug/L		04/12/21 13:30	1
N-Propylbenzene	0.50	U	5.0	0.50	0.20	ug/L		04/12/21 13:30	1
o-Xylene	0.80	U	1.0	0.80	0.40	ug/L		04/12/21 13:30	1
p-Isopropyltoluene	0.50	U M	5.0	0.50	0.20	ug/L		04/12/21 13:30	1
sec-Butylbenzene	0.50	U M	5.0	0.50	0.20	ug/L		04/12/21 13:30	1
Styrene	0.50	U	5.0	0.50	0.20	ug/L		04/12/21 13:30	1
tert-Butylbenzene	1.0	U	5.0	1.0	0.30	ug/L		04/12/21 13:30	1
Tetrachloroethene	0.50	U	1.0	0.50	0.20	ug/L		04/12/21 13:30	1
Toluene	0.50	U	1.0	0.50	0.20	ug/L		04/12/21 13:30	1
trans-1,2-Dichloroethene	0.50	U	1.0	0.50	0.20	ug/L		04/12/21 13:30	1
trans-1,3-Dichloropropene	0.50	U	1.0	0.50	0.20	ug/L		04/12/21 13:30	1
Trichloroethene	0.50	U	1.0	0.50	0.20	ug/L		04/12/21 13:30	1
Trichlorofluoromethane	0.50	U	1.0	0.50	0.20	ug/L		04/12/21 13:30	1
Vinyl acetate	2.0	U	10	2.0	0.70	ug/L		04/12/21 13:30	1
Vinyl chloride	0.50	U	1.0	0.50	0.20	ug/L		04/12/21 13:30	1
Xylenes, Total	2.8	U	6.0	2.8	1.4	ug/L		04/12/21 13:30	1

Surrogate	*%Recovery*	*Qualifier*	*Limits*	*Prepared*	*Analyzed*	*Dil Fac*
1,2-Dichloroethane-d4 (Surr)	*101*		*81 - 118*		*04/12/21 13:30*	*1*
4-Bromofluorobenzene (Surr)	*93*		*85 - 114*		*04/12/21 13:30*	*1*
Dibromofluoromethane (Surr)	*100*		*80 - 119*		*04/12/21 13:30*	*1*
Toluene-d8 (Surr)	*96*		*89 - 112*		*04/12/21 13:30*	*1*

Method: 8015D GRO - Gasoline Range Organics (GRO)

Analyte	Result	Qualifier	LOQ	LOD	DL	Unit	D	Analyzed	Dil Fac
GRO (1C)	40	U M	50	40	23	ug/L		04/12/21 14:46	1

Client Sample ID: TB212-17

Lab Sample ID: 410-34809-17

Date Collected: 04/05/21 15:00

Matrix: Water

Date Received: 04/06/21 13:26

Surrogate	%Recovery	Qualifier	Limits	Prepared	Analyzed	Dil Fac
a,a,a-Trifluorotoluene (fid) (1C)	*90*		*63 - 135*		*04/12/21 14:46*	*1*

Method: 8011 - EDB, DBCP, and 1,2,3-TCP (GC)

Analyte	Result	Qualifier	LOQ	LOD	DL	Unit	D	Analyzed	Dil Fac
Ethylene Dibromide (1C)	0.019	U	0.029	0.019	0.0097	ug/L		04/13/21 04:51	1

Surrogate	%Recovery	Qualifier	Limits	Prepared	Analyzed	Dil Fac
1,1,2,2-Tetrachloroethane (1C)	*103*		*46 - 136*	*04/10/21 10:52*	*04/13/21 04:51*	*1*
1,1,2,2-Tetrachloroethane (2C)	*107*		*46 - 136*	*04/10/21 10:52*	*04/13/21 04:51*	*1*

Client Sample ID: ER212-01

Lab Sample ID: 410-34809-18

Date Collected: 04/05/21 08:27

Matrix: Water

Date Received: 04/06/21 13:26

Method: 8260C DOD - Volatile Organic Compounds (GC/MS)

Analyte	Result	Qualifier	LOQ	LOD	DL	Unit	D	Analyzed	Dil Fac
1,1,1,2-Tetrachloroethane	0.50	U	1.0	0.50	0.20	ug/L		04/12/21 13:52	1
1,1,1-Trichloroethane	0.50	U	1.0	0.50	0.30	ug/L		04/12/21 13:52	1
1,1,2,2-Tetrachloroethane	0.50	U	1.0	0.50	0.20	ug/L		04/12/21 13:52	1
1,1,2-Trichloroethane	0.50	U	1.0	0.50	0.20	ug/L		04/12/21 13:52	1
1,1-Dichloroethane	0.50	U	1.0	0.50	0.20	ug/L		04/12/21 13:52	1
1,1-Dichloroethene	0.50	U	1.0	0.50	0.20	ug/L		04/12/21 13:52	1
1,1-Dichloropropene	0.50	U	5.0	0.50	0.20	ug/L		04/12/21 13:52	1
1,2,3-Trichlorobenzene	1.0	U	5.0	1.0	0.40	ug/L		04/12/21 13:52	1
1,2,3-Trichloropropane	0.50	U	5.0	0.50	0.20	ug/L		04/12/21 13:52	1
1,2,4-Trichlorobenzene	1.0	U	5.0	1.0	0.30	ug/L		04/12/21 13:52	1
1,2,4-Trimethylbenzene	2.0	U	5.0	2.0	1.0	ug/L		04/12/21 13:52	1
1,2-Dibromo-3-Chloropropane	1.0	U	5.0	1.0	0.30	ug/L		04/12/21 13:52	1
1,2-Dibromoethane	0.50	U	1.0	0.50	0.20	ug/L		04/12/21 13:52	1
1,2-Dichlorobenzene	0.50	U	5.0	0.50	0.20	ug/L		04/12/21 13:52	1
1,2-Dichloroethane	0.50	U	1.0	0.50	0.30	ug/L		04/12/21 13:52	1
1,2-Dichloropropane	0.50	U	1.0	0.50	0.20	ug/L		04/12/21 13:52	1
1,3,5-Trimethylbenzene	1.0	U	5.0	1.0	0.30	ug/L		04/12/21 13:52	1
1,3-Dichlorobenzene	0.50	U	5.0	0.50	0.20	ug/L		04/12/21 13:52	1
1,3-Dichloropropane	0.50	U	1.0	0.50	0.20	ug/L		04/12/21 13:52	1
1,4-Dichlorobenzene	0.50	U	5.0	0.50	0.20	ug/L		04/12/21 13:52	1
2,2-Dichloropropane	0.50	U	1.0	0.50	0.30	ug/L		04/12/21 13:52	1
2-Butanone	1.0	U	10	1.0	0.30	ug/L		04/12/21 13:52	1
2-Chlorotoluene	0.50	U	5.0	0.50	0.20	ug/L		04/12/21 13:52	1
2-Hexanone	1.0	U	10	1.0	0.30	ug/L		04/12/21 13:52	1
4-Chlorotoluene	0.50	U	5.0	0.50	0.20	ug/L		04/12/21 13:52	1
4-Methyl-2-pentanone	1.0	U	10	1.0	0.50	ug/L		04/12/21 13:52	1
Acetone	2.0	U	20	2.0	0.70	ug/L		04/12/21 13:52	1
Acrolein	5.0	U	100	5.0	3.0	ug/L		04/12/21 13:52	1
Acrylonitrile	1.0	U	20	1.0	0.30	ug/L		04/12/21 13:52	1
Benzene	0.50	U	1.0	0.50	0.20	ug/L		04/12/21 13:52	1
Bromobenzene	0.50	U	5.0	0.50	0.20	ug/L		04/12/21 13:52	1
Bromochloromethane	0.50	U ^c	5.0	0.50	0.20	ug/L		04/12/21 13:52	1
Bromodichloromethane	0.50	U	1.0	0.50	0.20	ug/L		04/12/21 13:52	1
Bromoform	2.0	U	4.0	2.0	1.0	ug/L		04/12/21 13:52	1
Bromomethane	0.50	U	1.0	0.50	0.30	ug/L		04/12/21 13:52	1

Client Sample ID: ER212-01

Date Collected: 04/05/21 08:27
Date Received: 04/06/21 13:26

Lab Sample ID: 410-34809-18

Matrix: Water

Method: 8260C DOD - Volatile Organic Compounds (GC/MS) (Continued)

Analyte	Result	Qualifier	LOQ	LOD	DL	Unit	D	Analyzed	Dil Fac
Carbon disulfide	0.50	U	5.0	0.50	0.20	ug/L		04/12/21 13:52	1
Carbon tetrachloride	0.50	U	1.0	0.50	0.20	ug/L		04/12/21 13:52	1
Chlorobenzene	0.50	U	1.0	0.50	0.20	ug/L		04/12/21 13:52	1
Chloroethane	0.50	U	1.0	0.50	0.20	ug/L		04/12/21 13:52	1
Chloroform	0.50	U	1.0	0.50	0.20	ug/L		04/12/21 13:52	1
Chloromethane	0.50	U	1.0	0.50	0.20	ug/L		04/12/21 13:52	1
cis-1,2-Dichloroethene	0.50	U	1.0	0.50	0.20	ug/L		04/12/21 13:52	1
cis-1,3-Dichloropropene	0.50	U	1.0	0.50	0.20	ug/L		04/12/21 13:52	1
Dibromochloromethane	0.50	U	1.0	0.50	0.20	ug/L		04/12/21 13:52	1
Dibromomethane	0.50	U	1.0	0.50	0.20	ug/L		04/12/21 13:52	1
Dichlorodifluoromethane	0.50	U	1.0	0.50	0.20	ug/L		04/12/21 13:52	1
Ethylbenzene	0.80	U	1.0	0.80	0.40	ug/L		04/12/21 13:52	1
Hexachlorobutadiene	4.0	U	5.0	4.0	2.0	ug/L		04/12/21 13:52	1
Isopropylbenzene	0.50	U	5.0	0.50	0.20	ug/L		04/12/21 13:52	1
m&p-Xylene	2.0	U	5.0	2.0	1.0	ug/L		04/12/21 13:52	1
Methyl tertiary butyl ether	0.50	U	1.0	0.50	0.20	ug/L		04/12/21 13:52	1
Methylene Chloride	0.50	U	1.0	0.50	0.30	ug/L		04/12/21 13:52	1
Naphthalene	2.0	U	5.0	2.0	1.0	ug/L		04/12/21 13:52	1
n-Butylbenzene	0.50	U	5.0	0.50	0.20	ug/L		04/12/21 13:52	1
N-Propylbenzene	0.50	U	5.0	0.50	0.20	ug/L		04/12/21 13:52	1
o-Xylene	0.80	U	1.0	0.80	0.40	ug/L		04/12/21 13:52	1
p-Isopropyltoluene	0.50	U M	5.0	0.50	0.20	ug/L		04/12/21 13:52	1
sec-Butylbenzene	0.50	U M	5.0	0.50	0.20	ug/L		04/12/21 13:52	1
Styrene	0.50	U	5.0	0.50	0.20	ug/L		04/12/21 13:52	1
tert-Butylbenzene	1.0	U	5.0	1.0	0.30	ug/L		04/12/21 13:52	1
Tetrachloroethene	0.50	U	1.0	0.50	0.20	ug/L		04/12/21 13:52	1
Toluene	**1.1**		1.0	0.50	0.20	ug/L		04/12/21 13:52	1
trans-1,2-Dichloroethene	0.50	U	1.0	0.50	0.20	ug/L		04/12/21 13:52	1
trans-1,3-Dichloropropene	0.50	U	1.0	0.50	0.20	ug/L		04/12/21 13:52	1
Trichloroethene	0.50	U	1.0	0.50	0.20	ug/L		04/12/21 13:52	1
Trichlorofluoromethane	0.50	U	1.0	0.50	0.20	ug/L		04/12/21 13:52	1
Vinyl acetate	2.0	U	10	2.0	0.70	ug/L		04/12/21 13:52	1
Vinyl chloride	0.50	U	1.0	0.50	0.20	ug/L		04/12/21 13:52	1
Xylenes, Total	2.8	U	6.0	2.8	1.4	ug/L		04/12/21 13:52	1

Surrogate	*%Recovery*	*Qualifier*	*Limits*	*Prepared*	*Analyzed*	*Dil Fac*
1,2-Dichloroethane-d4 (Surr)	*99*		*81 - 118*		*04/12/21 13:52*	*1*
4-Bromofluorobenzene (Surr)	*94*		*85 - 114*		*04/12/21 13:52*	*1*
Dibromofluoromethane (Surr)	*103*		*80 - 119*		*04/12/21 13:52*	*1*
Toluene-d8 (Surr)	*96*		*89 - 112*		*04/12/21 13:52*	*1*

Method: 8015D GRO - Gasoline Range Organics (GRO)

Analyte	Result	Qualifier	LOQ	LOD	DL	Unit	D	Analyzed	Dil Fac
GRO (1C)	40	U M	50	40	23	ug/L		04/12/21 15:10	1

Surrogate	*%Recovery*	*Qualifier*	*Limits*	*Prepared*	*Analyzed*	*Dil Fac*
a,a,a-Trifluorotoluene (fid) (1C)	*92*		*63 - 135*		*04/12/21 15:10*	*1*

Client Sample ID: ER212-01

Lab Sample ID: 410-34809-18

Date Collected: 04/05/21 08:27
Matrix: Water
Date Received: 04/06/21 13:26

Method: 8011 - EDB, DBCP, and 1,2,3-TCP (GC)

Analyte	Result	Qualifier	LOQ	LOD	DL	Unit	D	Analyzed	Dil Fac
Ethylene Dibromide (1C)	0.019	U	0.029	0.019	0.0097	ug/L		04/13/21 05:07	1

Surrogate	*%Recovery*	*Qualifier*	*Limits*	*Prepared*	*Analyzed*	*Dil Fac*
1,1,2,2-Tetrachloroethane (1C)	*105*		*46 - 136*	*04/10/21 10:52*	*04/13/21 05:07*	*1*
1,1,2,2-Tetrachloroethane (2C)	*109*		*46 - 136*	*04/10/21 10:52*	*04/13/21 05:07*	*1*

Method: 8015D DRO - Diesel Range Organics (DRO) (GC)

Analyte	Result	Qualifier	LOQ	LOD	DL	Unit	D	Analyzed	Dil Fac
DRO (C10-C28) (1C)	91	U M	100	91	45	ug/L		04/12/21 12:38	1

Surrogate	*%Recovery*	*Qualifier*	*Limits*	*Prepared*	*Analyzed*	*Dil Fac*
o- terphenyl (Surr) (1C)	*83*		*56 - 125*	*04/11/21 10:28*	*04/12/21 12:38*	*1*

Method: 6010C - Metals (ICP) - Total Recoverable

Analyte	Result	Qualifier	LOQ	LOD	DL	Unit	D	Analyzed	Dil Fac
Calcium	0.15	U	0.20	0.15	0.096	mg/L		04/14/21 11:33	1
Magnesium	0.075	U	0.10	0.075	0.040	mg/L		04/18/21 20:06	1
Potassium	0.45	U	0.50	0.45	0.20	mg/L		04/14/21 11:33	1
Sodium	0.50	U	1.0	0.50	0.24	mg/L		04/14/21 11:33	1
Iron	100	U *-	200	100	40	ug/L		04/14/21 11:33	1
Manganese	5.0	U	10	5.0	3.0	ug/L		04/19/21 11:40	1

Method: 6020A - Metals (ICP/MS)

Analyte	Result	Qualifier	LOQ	LOD	DL	Unit	D	Analyzed	Dil Fac
Arsenic	0.0016	U FL	0.0020	0.0016	0.00068	mg/L		04/12/21 14:55	1
Lead	0.00025	U *- FL	0.00050	0.00025	0.000071	mg/L		04/12/21 14:55	1

Client Sample ID: GW248-452-212

Lab Sample ID: 410-34809-19

Date Collected: 04/05/21 11:05
Matrix: Water
Date Received: 04/06/21 13:26

Method: 8260C DOD - Volatile Organic Compounds (GC/MS)

Analyte	Result	Qualifier	LOQ	LOD	DL	Unit	D	Analyzed	Dil Fac
1,1,1,2-Tetrachloroethane	0.50	U	1.0	0.50	0.20	ug/L		04/12/21 17:10	1
1,1,1-Trichloroethane	0.50	U	1.0	0.50	0.30	ug/L		04/12/21 17:10	1
1,1,2,2-Tetrachloroethane	0.50	U	1.0	0.50	0.20	ug/L		04/12/21 17:10	1
1,1,2-Trichloroethane	0.50	U	1.0	0.50	0.20	ug/L		04/12/21 17:10	1
1,1-Dichloroethane	0.50	U	1.0	0.50	0.20	ug/L		04/12/21 17:10	1
1,1-Dichloroethene	0.50	U	1.0	0.50	0.20	ug/L		04/12/21 17:10	1
1,1-Dichloropropene	0.50	U	5.0	0.50	0.20	ug/L		04/12/21 17:10	1
1,2,3-Trichlorobenzene	1.0	U	5.0	1.0	0.40	ug/L		04/12/21 17:10	1
1,2,3-Trichloropropane	0.50	U	5.0	0.50	0.20	ug/L		04/12/21 17:10	1
1,2,4-Trichlorobenzene	1.0	U	5.0	1.0	0.30	ug/L		04/12/21 17:10	1
1,2,4-Trimethylbenzene	2.0	U	5.0	2.0	1.0	ug/L		04/12/21 17:10	1
1,2-Dibromo-3-Chloropropane	1.0	U	5.0	1.0	0.30	ug/L		04/12/21 17:10	1
1,2-Dibromoethane	0.50	U	1.0	0.50	0.20	ug/L		04/12/21 17:10	1
1,2-Dichlorobenzene	0.50	U	5.0	0.50	0.20	ug/L		04/12/21 17:10	1
1,2-Dichloroethane	0.50	U	1.0	0.50	0.30	ug/L		04/12/21 17:10	1
1,2-Dichloropropane	0.50	U	1.0	0.50	0.20	ug/L		04/12/21 17:10	1
1,3,5-Trimethylbenzene	1.0	U	5.0	1.0	0.30	ug/L		04/12/21 17:10	1
1,3-Dichlorobenzene	0.50	U	5.0	0.50	0.20	ug/L		04/12/21 17:10	1

Client Sample ID: GW248-452-212

Lab Sample ID: 410-34809-19

Date Collected: 04/05/21 11:05

Matrix: Water

Date Received: 04/06/21 13:26

Method: 8260C DOD - Volatile Organic Compounds (GC/MS) (Continued)

Analyte	Result	Qualifier	LOQ	LOD	DL	Unit	D	Analyzed	Dil Fac
1,3-Dichloropropane	0.50	U	1.0	0.50	0.20	ug/L		04/12/21 17:10	1
1,4-Dichlorobenzene	0.50	U	5.0	0.50	0.20	ug/L		04/12/21 17:10	1
2,2-Dichloropropane	0.50	U	1.0	0.50	0.30	ug/L		04/12/21 17:10	1
2-Butanone	1.0	U	10	1.0	0.30	ug/L		04/12/21 17:10	1
2-Chlorotoluene	0.50	U	5.0	0.50	0.20	ug/L		04/12/21 17:10	1
2-Hexanone	1.0	U	10	1.0	0.30	ug/L		04/12/21 17:10	1
4-Chlorotoluene	0.50	U	5.0	0.50	0.20	ug/L		04/12/21 17:10	1
4-Methyl-2-pentanone	1.0	U	10	1.0	0.50	ug/L		04/12/21 17:10	1
Acetone	2.0	U	20	2.0	0.70	ug/L		04/12/21 17:10	1
Acrolein	5.0	U	100	5.0	3.0	ug/L		04/12/21 17:10	1
Acrylonitrile	1.0	U	20	1.0	0.30	ug/L		04/12/21 17:10	1
Benzene	0.50	U	1.0	0.50	0.20	ug/L		04/12/21 17:10	1
Bromobenzene	0.50	U	5.0	0.50	0.20	ug/L		04/12/21 17:10	1
Bromochloromethane	0.50	U ^c	5.0	0.50	0.20	ug/L		04/12/21 17:10	1
Bromodichloromethane	0.50	U	1.0	0.50	0.20	ug/L		04/12/21 17:10	1
Bromoform	2.0	U	4.0	2.0	1.0	ug/L		04/12/21 17:10	1
Bromomethane	0.50	U	1.0	0.50	0.30	ug/L		04/12/21 17:10	1
Carbon disulfide	0.50	U	5.0	0.50	0.20	ug/L		04/12/21 17:10	1
Carbon tetrachloride	0.50	U	1.0	0.50	0.20	ug/L		04/12/21 17:10	1
Chlorobenzene	0.50	U	1.0	0.50	0.20	ug/L		04/12/21 17:10	1
Chloroethane	0.50	U	1.0	0.50	0.20	ug/L		04/12/21 17:10	1
Chloroform	0.50	U	1.0	0.50	0.20	ug/L		04/12/21 17:10	1
Chloromethane	0.50	U	1.0	0.50	0.20	ug/L		04/12/21 17:10	1
cis-1,2-Dichloroethene	0.50	U	1.0	0.50	0.20	ug/L		04/12/21 17:10	1
cis-1,3-Dichloropropene	0.50	U	1.0	0.50	0.20	ug/L		04/12/21 17:10	1
Dibromochloromethane	0.50	U	1.0	0.50	0.20	ug/L		04/12/21 17:10	1
Dibromomethane	0.50	U	1.0	0.50	0.20	ug/L		04/12/21 17:10	1
Dichlorodifluoromethane	0.50	U	1.0	0.50	0.20	ug/L		04/12/21 17:10	1
Ethylbenzene	0.80	U	1.0	0.80	0.40	ug/L		04/12/21 17:10	1
Hexachlorobutadiene	4.0	U	5.0	4.0	2.0	ug/L		04/12/21 17:10	1
Isopropylbenzene	0.50	U	5.0	0.50	0.20	ug/L		04/12/21 17:10	1
m&p-Xylene	2.0	U	5.0	2.0	1.0	ug/L		04/12/21 17:10	1
Methyl tertiary butyl ether	0.50	U	1.0	0.50	0.20	ug/L		04/12/21 17:10	1
Methylene Chloride	0.50	U	1.0	0.50	0.30	ug/L		04/12/21 17:10	1
Naphthalene	2.0	U	5.0	2.0	1.0	ug/L		04/12/21 17:10	1
n-Butylbenzene	0.50	U	5.0	0.50	0.20	ug/L		04/12/21 17:10	1
N-Propylbenzene	0.50	U	5.0	0.50	0.20	ug/L		04/12/21 17:10	1
o-Xylene	0.80	U	1.0	0.80	0.40	ug/L		04/12/21 17:10	1
p-Isopropyltoluene	0.50	U M	5.0	0.50	0.20	ug/L		04/12/21 17:10	1
sec-Butylbenzene	0.50	U M	5.0	0.50	0.20	ug/L		04/12/21 17:10	1
Styrene	0.50	U	5.0	0.50	0.20	ug/L		04/12/21 17:10	1
tert-Butylbenzene	1.0	U	5.0	1.0	0.30	ug/L		04/12/21 17:10	1
Tetrachloroethene	0.50	U	1.0	0.50	0.20	ug/L		04/12/21 17:10	1
Toluene	0.50	U	1.0	0.50	0.20	ug/L		04/12/21 17:10	1
trans-1,2-Dichloroethene	0.50	U	1.0	0.50	0.20	ug/L		04/12/21 17:10	1
trans-1,3-Dichloropropene	0.50	U	1.0	0.50	0.20	ug/L		04/12/21 17:10	1
Trichloroethene	0.50	U	1.0	0.50	0.20	ug/L		04/12/21 17:10	1
Trichlorofluoromethane	0.50	U	1.0	0.50	0.20	ug/L		04/12/21 17:10	1
Vinyl acetate	2.0	U	10	2.0	0.70	ug/L		04/12/21 17:10	1

Client Sample ID: GW248-452-212

Lab Sample ID: 410-34809-19

Date Collected: 04/05/21 11:05
Date Received: 04/06/21 13:26

Matrix: Water

Method: 8260C DOD - Volatile Organic Compounds (GC/MS) (Continued)

Analyte	Result	Qualifier	LOQ	LOD	DL	Unit	D	Analyzed	Dil Fac
Vinyl chloride	0.50	U	1.0	0.50	0.20	ug/L		04/12/21 17:10	1
Xylenes, Total	2.8	U	6.0	2.8	1.4	ug/L		04/12/21 17:10	1

Surrogate	*%Recovery*	*Qualifier*	*Limits*	*Prepared*	*Analyzed*	*Dil Fac*
1,2-Dichloroethane-d4 (Surr)	*103*		*81 - 118*		*04/12/21 17:10*	*1*
4-Bromofluorobenzene (Surr)	*95*		*85 - 114*		*04/12/21 17:10*	*1*
Dibromofluoromethane (Surr)	*104*		*80 - 119*		*04/12/21 17:10*	*1*
Toluene-d8 (Surr)	*95*		*89 - 112*		*04/12/21 17:10*	*1*

Method: 8015D GRO - Gasoline Range Organics (GRO)

Analyte	Result	Qualifier	LOQ	LOD	DL	Unit	D	Analyzed	Dil Fac
GRO (1C)	40	U M	50	40	23	ug/L		04/12/21 16:21	1

Surrogate	*%Recovery*	*Qualifier*	*Limits*	*Prepared*	*Analyzed*	*Dil Fac*
a,a,a-Trifluorotoluene (fid) (1C)	*89*		*63 - 135*		*04/12/21 16:21*	*1*

Method: 8011 - EDB, DBCP, and 1,2,3-TCP (GC)

Analyte	Result	Qualifier	LOQ	LOD	DL	Unit	D	Analyzed	Dil Fac
Ethylene Dibromide (1C)	0.019	U	0.029	0.019	0.0096	ug/L		04/13/21 05:24	1

Surrogate	*%Recovery*	*Qualifier*	*Limits*	*Prepared*	*Analyzed*	*Dil Fac*
1,1,2,2-Tetrachloroethane (1C)	*110*		*46 - 136*	*04/10/21 10:52*	*04/13/21 05:24*	*1*
1,1,2,2-Tetrachloroethane (2C)	*108*		*46 - 136*	*04/10/21 10:52*	*04/13/21 05:24*	*1*

Method: 8015D DRO - Diesel Range Organics (DRO) (GC)

Analyte	Result	Qualifier	LOQ	LOD	DL	Unit	D	Analyzed	Dil Fac
DRO (C10-C28) (1C)	**54**	**J M**	100	91	45	ug/L		04/12/21 13:01	1

Surrogate	*%Recovery*	*Qualifier*	*Limits*	*Prepared*	*Analyzed*	*Dil Fac*
o- terphenyl (Surr) (1C)	*90*		*56 - 125*	*04/11/21 10:28*	*04/12/21 13:01*	*1*

Method: EPA 300.0 R2.1 - Anions, Ion Chromatography

Analyte	Result	Qualifier	LOQ	LOD	DL	Unit	D	Analyzed	Dil Fac
Bromide	2.0	U	2.5	2.0	1.3	mg/L		04/09/21 11:13	5
Chloride	**29**	**D**	2.0	1.5	1.0	mg/L		04/09/21 11:13	5
Sulfate	**42**	**D**	5.0	4.5	1.5	mg/L		04/09/21 11:13	5

Method: 6010C - Metals (ICP) - Total Recoverable

Analyte	Result	Qualifier	LOQ	LOD	DL	Unit	D	Analyzed	Dil Fac
Calcium	**43**		0.20	0.15	0.096	mg/L		04/14/21 10:53	1
Magnesium	**6.3**		0.10	0.075	0.040	mg/L		04/16/21 08:26	1
Potassium	**2.8**		0.50	0.45	0.20	mg/L		04/14/21 10:53	1
Sodium	**29**		1.0	0.50	0.24	mg/L		04/14/21 10:53	1

Method: 6010C - Metals (ICP) - Dissolved

Analyte	Result	Qualifier	LOQ	LOD	DL	Unit	D	Analyzed	Dil Fac
Iron	0.10	U	0.21	0.10	0.041	mg/L		04/08/21 11:26	1
Manganese	**0.11**		0.010	0.0052	0.0031	mg/L		04/08/21 11:26	1

Method: 6020A - Metals (ICP/MS)

Analyte	Result	Qualifier	LOQ	LOD	DL	Unit	D	Analyzed	Dil Fac
Arsenic	0.0016	U	0.0020	0.0016	0.00068	mg/L		04/08/21 16:36	1

Client Sample ID: GW248-452-212

Lab Sample ID: 410-34809-19

Date Collected: 04/05/21 11:05
Matrix: Water
Date Received: 04/06/21 13:26

Method: 6020A - Metals (ICP/MS) (Continued)

Analyte	Result	Qualifier	LOQ	LOD	DL	Unit	D	Analyzed	Dil Fac
Lead	**0.00052**		0.00050	0.00025	0.000071	mg/L		04/08/21 16:36	1

General Chemistry

Analyte	Result	Qualifier	LOQ	LOD	DL	Unit	D	Analyzed	Dil Fac
Bicarbonate Alkalinity as CaCO3	**110**		8.0	6.0	2.6	mg/L		04/08/21 08:25	1
Carbonate Alkalinity as CaCO3	6.0	U	8.0	6.0	2.6	mg/L		04/08/21 08:25	1
Total Alkalinity as CaCO3 to pH 4.5	**110**		8.0	6.0	2.6	mg/L		04/08/21 08:25	1
Nitrate Nitrite as N	**0.30**		0.10	0.090	0.040	mg/L		04/14/21 09:08	1

Client Sample ID: GW248-452-612

Lab Sample ID: 410-34809-20

Date Collected: 04/05/21 11:05
Matrix: Water
Date Received: 04/06/21 13:26

Method: 8260C DOD - Volatile Organic Compounds (GC/MS)

Analyte	Result	Qualifier	LOQ	LOD	DL	Unit	D	Analyzed	Dil Fac
1,1,1,2-Tetrachloroethane	0.50	U	1.0	0.50	0.20	ug/L		04/12/21 17:32	1
1,1,1-Trichloroethane	0.50	U	1.0	0.50	0.30	ug/L		04/12/21 17:32	1
1,1,2,2-Tetrachloroethane	0.50	U	1.0	0.50	0.20	ug/L		04/12/21 17:32	1
1,1,2-Trichloroethane	0.50	U	1.0	0.50	0.20	ug/L		04/12/21 17:32	1
1,1-Dichloroethane	0.50	U	1.0	0.50	0.20	ug/L		04/12/21 17:32	1
1,1-Dichloroethene	0.50	U	1.0	0.50	0.20	ug/L		04/12/21 17:32	1
1,1-Dichloropropene	0.50	U	5.0	0.50	0.20	ug/L		04/12/21 17:32	1
1,2,3-Trichlorobenzene	1.0	U	5.0	1.0	0.40	ug/L		04/12/21 17:32	1
1,2,3-Trichloropropane	0.50	U	5.0	0.50	0.20	ug/L		04/12/21 17:32	1
1,2,4-Trichlorobenzene	1.0	U	5.0	1.0	0.30	ug/L		04/12/21 17:32	1
1,2,4-Trimethylbenzene	2.0	U	5.0	2.0	1.0	ug/L		04/12/21 17:32	1
1,2-Dibromo-3-Chloropropane	1.0	U	5.0	1.0	0.30	ug/L		04/12/21 17:32	1
1,2-Dibromoethane	0.50	U	1.0	0.50	0.20	ug/L		04/12/21 17:32	1
1,2-Dichlorobenzene	0.50	U	5.0	0.50	0.20	ug/L		04/12/21 17:32	1
1,2-Dichloroethane	0.50	U	1.0	0.50	0.30	ug/L		04/12/21 17:32	1
1,2-Dichloropropane	0.50	U	1.0	0.50	0.20	ug/L		04/12/21 17:32	1
1,3,5-Trimethylbenzene	1.0	U	5.0	1.0	0.30	ug/L		04/12/21 17:32	1
1,3-Dichlorobenzene	0.50	U	5.0	0.50	0.20	ug/L		04/12/21 17:32	1
1,3-Dichloropropane	0.50	U	1.0	0.50	0.20	ug/L		04/12/21 17:32	1
1,4-Dichlorobenzene	0.50	U	5.0	0.50	0.20	ug/L		04/12/21 17:32	1
2,2-Dichloropropane	0.50	U	1.0	0.50	0.30	ug/L		04/12/21 17:32	1
2-Butanone	1.0	U	10	1.0	0.30	ug/L		04/12/21 17:32	1
2-Chlorotoluene	0.50	U	5.0	0.50	0.20	ug/L		04/12/21 17:32	1
2-Hexanone	1.0	U	10	1.0	0.30	ug/L		04/12/21 17:32	1
4-Chlorotoluene	0.50	U	5.0	0.50	0.20	ug/L		04/12/21 17:32	1
4-Methyl-2-pentanone	1.0	U	10	1.0	0.50	ug/L		04/12/21 17:32	1
Acetone	**1.5**	**J**	20	2.0	0.70	ug/L		04/12/21 17:32	1
Acrolein	5.0	U	100	5.0	3.0	ug/L		04/12/21 17:32	1
Acrylonitrile	1.0	U	20	1.0	0.30	ug/L		04/12/21 17:32	1
Benzene	0.50	U	1.0	0.50	0.20	ug/L		04/12/21 17:32	1
Bromobenzene	0.50	U	5.0	0.50	0.20	ug/L		04/12/21 17:32	1
Bromochloromethane	0.50	U ^c	5.0	0.50	0.20	ug/L		04/12/21 17:32	1
Bromodichloromethane	0.50	U	1.0	0.50	0.20	ug/L		04/12/21 17:32	1
Bromoform	2.0	U	4.0	2.0	1.0	ug/L		04/12/21 17:32	1
Bromomethane	0.50	U	1.0	0.50	0.30	ug/L		04/12/21 17:32	1

Client Sample ID: GW248-452-612

Lab Sample ID: 410-34809-20

Date Collected: 04/05/21 11:05

Matrix: Water

Date Received: 04/06/21 13:26

Method: 8260C DOD - Volatile Organic Compounds (GC/MS) (Continued)

Analyte	Result	Qualifier	LOQ	LOD	DL	Unit	D	Analyzed	Dil Fac
Carbon disulfide	0.50	U	5.0	0.50	0.20	ug/L		04/12/21 17:32	1
Carbon tetrachloride	0.50	U	1.0	0.50	0.20	ug/L		04/12/21 17:32	1
Chlorobenzene	0.50	U	1.0	0.50	0.20	ug/L		04/12/21 17:32	1
Chloroethane	0.50	U	1.0	0.50	0.20	ug/L		04/12/21 17:32	1
Chloroform	0.50	U	1.0	0.50	0.20	ug/L		04/12/21 17:32	1
Chloromethane	0.50	U	1.0	0.50	0.20	ug/L		04/12/21 17:32	1
cis-1,2-Dichloroethene	0.50	U	1.0	0.50	0.20	ug/L		04/12/21 17:32	1
cis-1,3-Dichloropropene	0.50	U	1.0	0.50	0.20	ug/L		04/12/21 17:32	1
Dibromochloromethane	0.50	U	1.0	0.50	0.20	ug/L		04/12/21 17:32	1
Dibromomethane	0.50	U	1.0	0.50	0.20	ug/L		04/12/21 17:32	1
Dichlorodifluoromethane	0.50	U	1.0	0.50	0.20	ug/L		04/12/21 17:32	1
Ethylbenzene	0.80	U	1.0	0.80	0.40	ug/L		04/12/21 17:32	1
Hexachlorobutadiene	4.0	U	5.0	4.0	2.0	ug/L		04/12/21 17:32	1
Isopropylbenzene	0.50	U	5.0	0.50	0.20	ug/L		04/12/21 17:32	1
m&p-Xylene	2.0	U	5.0	2.0	1.0	ug/L		04/12/21 17:32	1
Methyl tertiary butyl ether	0.50	U	1.0	0.50	0.20	ug/L		04/12/21 17:32	1
Methylene Chloride	0.50	U	1.0	0.50	0.30	ug/L		04/12/21 17:32	1
Naphthalene	2.0	U	5.0	2.0	1.0	ug/L		04/12/21 17:32	1
n-Butylbenzene	0.50	U	5.0	0.50	0.20	ug/L		04/12/21 17:32	1
N-Propylbenzene	0.50	U	5.0	0.50	0.20	ug/L		04/12/21 17:32	1
o-Xylene	0.80	U	1.0	0.80	0.40	ug/L		04/12/21 17:32	1
p-Isopropyltoluene	0.50	U M	5.0	0.50	0.20	ug/L		04/12/21 17:32	1
sec-Butylbenzene	0.50	U M	5.0	0.50	0.20	ug/L		04/12/21 17:32	1
Styrene	0.50	U	5.0	0.50	0.20	ug/L		04/12/21 17:32	1
tert-Butylbenzene	1.0	U	5.0	1.0	0.30	ug/L		04/12/21 17:32	1
Tetrachloroethene	0.50	U	1.0	0.50	0.20	ug/L		04/12/21 17:32	1
Toluene	0.50	U	1.0	0.50	0.20	ug/L		04/12/21 17:32	1
trans-1,2-Dichloroethene	0.50	U	1.0	0.50	0.20	ug/L		04/12/21 17:32	1
trans-1,3-Dichloropropene	0.50	U	1.0	0.50	0.20	ug/L		04/12/21 17:32	1
Trichloroethene	0.50	U	1.0	0.50	0.20	ug/L		04/12/21 17:32	1
Trichlorofluoromethane	0.50	U	1.0	0.50	0.20	ug/L		04/12/21 17:32	1
Vinyl acetate	2.0	U	10	2.0	0.70	ug/L		04/12/21 17:32	1
Vinyl chloride	0.50	U	1.0	0.50	0.20	ug/L		04/12/21 17:32	1
Xylenes, Total	2.8	U	6.0	2.8	1.4	ug/L		04/12/21 17:32	1

Surrogate	*%Recovery*	*Qualifier*	*Limits*	*Prepared*	*Analyzed*	*Dil Fac*
1,2-Dichloroethane-d4 (Surr)	*101*		*81 - 118*		*04/12/21 17:32*	*1*
4-Bromofluorobenzene (Surr)	*95*		*85 - 114*		*04/12/21 17:32*	*1*
Dibromofluoromethane (Surr)	*105*		*80 - 119*		*04/12/21 17:32*	*1*
Toluene-d8 (Surr)	*97*		*89 - 112*		*04/12/21 17:32*	*1*

Method: 8015D GRO - Gasoline Range Organics (GRO)

Analyte	Result	Qualifier	LOQ	LOD	DL	Unit	D	Analyzed	Dil Fac
GRO (1C)	40	U M	50	40	23	ug/L		04/12/21 16:45	1

Surrogate	*%Recovery*	*Qualifier*	*Limits*	*Prepared*	*Analyzed*	*Dil Fac*
a,a,a-Trifluorotoluene (fid) (1C)	*92*		*63 - 135*		*04/12/21 16:45*	*1*

Client Sample Results

Client: EA Engineering, Science, and Technology
Project/Site: Kirtland AFB - GWM & IRM Op Mod

Job ID: 410-34809-1

Client Sample ID: GW248-452-612

Date Collected: 04/05/21 11:05
Date Received: 04/06/21 13:26

Lab Sample ID: 410-34809-20

Matrix: Water

Method: 8011 - EDB, DBCP, and 1,2,3-TCP (GC)

Analyte	Result	Qualifier	LOQ	LOD	DL	Unit	D	Analyzed	Dil Fac
Ethylene Dibromide (1C)	0.019	U	0.029	0.019	0.0096	ug/L		04/13/21 05:41	1

Surrogate	*%Recovery*	*Qualifier*	*Limits*	*Prepared*	*Analyzed*	*Dil Fac*
1,1,2,2-Tetrachloroethane (1C)	*107*		*46 - 136*	*04/10/21 10:52*	*04/13/21 05:41*	*1*
1,1,2,2-Tetrachloroethane (2C)	*107*		*46 - 136*	*04/10/21 10:52*	*04/13/21 05:41*	*1*

Method: 8015D DRO - Diesel Range Organics (DRO) (GC)

Analyte	Result	Qualifier	LOQ	LOD	DL	Unit	D	Analyzed	Dil Fac
DRO (C10-C28) (1C)	**58**	**J M**	100	90	45	ug/L		04/12/21 13:24	1

Surrogate	*%Recovery*	*Qualifier*	*Limits*	*Prepared*	*Analyzed*	*Dil Fac*
o- terphenyl (Surr) (1C)	*89*		*56 - 125*	*04/11/21 10:28*	*04/12/21 13:24*	*1*

Method: EPA 300.0 R2.1 - Anions, Ion Chromatography

Analyte	Result	Qualifier	LOQ	LOD	DL	Unit	D	Analyzed	Dil Fac
Bromide	2.0	U	2.5	2.0	1.3	mg/L		04/09/21 08:49	5
Chloride	**29**	**D**	2.0	1.5	1.0	mg/L		04/09/21 08:49	5
Sulfate	**42**	**D**	5.0	4.5	1.5	mg/L		04/09/21 08:49	5

Method: 6010C - Metals (ICP) - Total Recoverable

Analyte	Result	Qualifier	LOQ	LOD	DL	Unit	D	Analyzed	Dil Fac
Calcium	**44**		0.20	0.15	0.096	mg/L		04/14/21 11:39	1
Magnesium	**6.2**		0.10	0.075	0.040	mg/L		04/18/21 20:12	1
Potassium	**2.9**		0.50	0.45	0.20	mg/L		04/14/21 11:39	1
Sodium	**29**		1.0	0.50	0.24	mg/L		04/14/21 11:39	1

Method: 6010C - Metals (ICP) - Dissolved

Analyte	Result	Qualifier	LOQ	LOD	DL	Unit	D	Analyzed	Dil Fac
Iron	0.10	U	0.21	0.10	0.041	mg/L		04/08/21 11:32	1
Manganese	**0.10**		0.010	0.0052	0.0031	mg/L		04/08/21 11:32	1

Method: 6020A - Metals (ICP/MS)

Analyte	Result	Qualifier	LOQ	LOD	DL	Unit	D	Analyzed	Dil Fac
Arsenic	0.0016	U	0.0020	0.0016	0.00068	mg/L		04/12/21 15:23	1
Lead	**0.00041**	**J**	0.00050	0.00025	0.000071	mg/L		04/15/21 13:03	1

General Chemistry

Analyte	Result	Qualifier	LOQ	LOD	DL	Unit	D	Analyzed	Dil Fac
Bicarbonate Alkalinity as CaCO3	**110**		8.0	6.0	2.6	mg/L		04/08/21 07:59	1
Carbonate Alkalinity as CaCO3	6.0	U	8.0	6.0	2.6	mg/L		04/08/21 07:59	1
Total Alkalinity as CaCO3 to pH 4.5	**110**		8.0	6.0	2.6	mg/L		04/08/21 07:59	1
Nitrate Nitrite as N	**0.29**		0.10	0.090	0.040	mg/L		04/14/21 09:13	1

Surrogate Summary

Client: EA Engineering, Science, and Technology
Project/Site: Kirtland AFB - GWM & IRM Op Mod

Job ID: 410-34809-1

Method: 8260C DOD - Volatile Organic Compounds (GC/MS)

Matrix: Water **Prep Type: Total/NA**

		Percent Surrogate Recovery (Acceptance Limits)			
		DCA	BFB	DBFM	TOL
Lab Sample ID	Client Sample ID	(81-118)	(85-114)	(80-119)	(89-112)
410-34809-17	TB212-17	101	93	100	96
410-34809-18	ER212-01	99	94	103	96
410-34809-19	GW248-452-212	103	95	104	95
410-34809-20	GW248-452-612	101	95	105	97
LCS 410-113274/6	Lab Control Sample	101	95	104	96
LCS 410-113274/7	Lab Control Sample	98	93	101	96
MB 410-113274/9	Method Blank	101	94	103	97

Surrogate Legend

DCA = 1,2-Dichloroethane-d4 (Surr)
BFB = 4-Bromofluorobenzene (Surr)
DBFM = Dibromofluoromethane (Surr)
TOL = Toluene-d8 (Surr)

Method: 8015D GRO - Gasoline Range Organics (GRO)

Matrix: Water **Prep Type: Total/NA**

		Percent Surrogate Recovery (Acceptance Limits)
		TFT-F1
Lab Sample ID	Client Sample ID	(63-135)
410-34809-17	TB212-17	90
410-34809-18	ER212-01	92
410-34809-19	GW248-452-212	89
410-34809-20	GW248-452-612	92
LCS 410-113366/5	Lab Control Sample	97
LCSD 410-113366/6	Lab Control Sample Dup	91
MB 410-113366/4	Method Blank	91

Surrogate Legend

TFT-F = a,a,a-Trifluorotoluene (fid)

Method: 8011 - EDB, DBCP, and 1,2,3-TCP (GC)

Matrix: Water **Prep Type: Total/NA**

		Percent Surrogate Recovery (Acceptance Limits)	
		1122TCA1	1122TCA2
Lab Sample ID	Client Sample ID	(46-136)	(46-136)
410-34809-1	TB212-13	102	108
410-34809-2	GW241-428-212	99 M	132
410-34809-3	GW055-212	107	111
410-34809-4	GW057-212	102 M	112
410-34809-5	TB212-14	103	105
410-34809-6	GW058-212	112	112
410-34809-7	GW225-212	89 M	116
410-34809-8	GW225-612	128	119
410-34809-9	TB212-15	108	108
410-34809-10	GW025-212	120	116
410-34809-11	GW226-212	111	115
410-34809-12	GW227-212	106	109
410-34809-13	TB212-16	110	110
410-34809-14	GW041-212	108	115

Method: 8011 - EDB, DBCP, and 1,2,3-TCP (GC) (Continued)

Matrix: Water **Prep Type: Total/NA**

		Percent Surrogate Recovery (Acceptance Limits)	
Lab Sample ID	Client Sample ID	1122TCA1 (46-136)	1122TCA2 (46-136)
410-34809-15	GW042-212	110	114
410-34809-16	GW043-212	112	117
410-34809-17	TB212-17	103	107
410-34809-18	ER212-01	105	109
410-34809-19	GW248-452-212	110	108
410-34809-20	GW248-452-612	107	107
LCS 410-113057/2-A	Lab Control Sample	112	114
LCSD 410-113057/3-A	Lab Control Sample Dup	115	116
MB 410-113057/1-A	Method Blank	103	107

Surrogate Legend

1122TCA = 1,1,2,2-Tetrachloroethane

Method: 8015D DRO - Diesel Range Organics (DRO) (GC)

Matrix: Water **Prep Type: Total/NA**

		Percent Surrogate Recovery (Acceptance Limits)
Lab Sample ID	Client Sample ID	OTP1 (56-125)
410-34809-18	ER212-01	83
410-34809-19	GW248-452-212	90
410-34809-20	GW248-452-612	89
LCS 410-113119/2-A	Lab Control Sample	93
MB 410-113119/1-A	Method Blank	91

Surrogate Legend

OTP = o- terphenyl (Surr)

Method: 8260C DOD - Volatile Organic Compounds (GC/MS)

Lab Sample ID: MB 410-113274/9
Matrix: Water
Analysis Batch: 113274

Client Sample ID: Method Blank
Prep Type: Total/NA

Analyte	MB Result	MB Qualifier	LOQ	LOD	DL	Unit	D	Analyzed	Dil Fac
1,1,1,2-Tetrachloroethane	0.50	U	1.0	0.50	0.20	ug/L		04/12/21 12:42	1
1,1,1-Trichloroethane	0.50	U	1.0	0.50	0.30	ug/L		04/12/21 12:42	1
1,1,2,2-Tetrachloroethane	0.50	U	1.0	0.50	0.20	ug/L		04/12/21 12:42	1
1,1,2-Trichloroethane	0.50	U	1.0	0.50	0.20	ug/L		04/12/21 12:42	1
1,1-Dichloroethane	0.50	U	1.0	0.50	0.20	ug/L		04/12/21 12:42	1
1,1-Dichloroethene	0.50	U	1.0	0.50	0.20	ug/L		04/12/21 12:42	1
1,1-Dichloropropene	0.50	U	5.0	0.50	0.20	ug/L		04/12/21 12:42	1
1,2,3-Trichlorobenzene	1.0	U	5.0	1.0	0.40	ug/L		04/12/21 12:42	1
1,2,3-Trichloropropane	0.50	U	5.0	0.50	0.20	ug/L		04/12/21 12:42	1
1,2,4-Trichlorobenzene	1.0	U	5.0	1.0	0.30	ug/L		04/12/21 12:42	1
1,2,4-Trimethylbenzene	2.0	U	5.0	2.0	1.0	ug/L		04/12/21 12:42	1
1,2-Dibromo-3-Chloropropane	1.0	U	5.0	1.0	0.30	ug/L		04/12/21 12:42	1
1,2-Dibromoethane	0.50	U	1.0	0.50	0.20	ug/L		04/12/21 12:42	1
1,2-Dichlorobenzene	0.50	U	5.0	0.50	0.20	ug/L		04/12/21 12:42	1
1,2-Dichloroethane	0.50	U	1.0	0.50	0.30	ug/L		04/12/21 12:42	1
1,2-Dichloropropane	0.50	U	1.0	0.50	0.20	ug/L		04/12/21 12:42	1
1,3,5-Trimethylbenzene	1.0	U	5.0	1.0	0.30	ug/L		04/12/21 12:42	1
1,3-Dichlorobenzene	0.50	U	5.0	0.50	0.20	ug/L		04/12/21 12:42	1
1,3-Dichloropropane	0.50	U	1.0	0.50	0.20	ug/L		04/12/21 12:42	1
1,4-Dichlorobenzene	0.50	U	5.0	0.50	0.20	ug/L		04/12/21 12:42	1
2,2-Dichloropropane	0.50	U	1.0	0.50	0.30	ug/L		04/12/21 12:42	1
2-Butanone	1.0	U	10	1.0	0.30	ug/L		04/12/21 12:42	1
2-Chlorotoluene	0.50	U	5.0	0.50	0.20	ug/L		04/12/21 12:42	1
2-Hexanone	1.0	U	10	1.0	0.30	ug/L		04/12/21 12:42	1
4-Chlorotoluene	0.50	U	5.0	0.50	0.20	ug/L		04/12/21 12:42	1
4-Methyl-2-pentanone	1.0	U	10	1.0	0.50	ug/L		04/12/21 12:42	1
Acetone	2.0	U	20	2.0	0.70	ug/L		04/12/21 12:42	1
Acrolein	5.0	U	100	5.0	3.0	ug/L		04/12/21 12:42	1
Acrylonitrile	1.0	U	20	1.0	0.30	ug/L		04/12/21 12:42	1
Benzene	0.50	U	1.0	0.50	0.20	ug/L		04/12/21 12:42	1
Bromobenzene	0.50	U	5.0	0.50	0.20	ug/L		04/12/21 12:42	1
Bromochloromethane	0.50	U	5.0	0.50	0.20	ug/L		04/12/21 12:42	1
Bromodichloromethane	0.50	U	1.0	0.50	0.20	ug/L		04/12/21 12:42	1
Bromoform	2.0	U	4.0	2.0	1.0	ug/L		04/12/21 12:42	1
Bromomethane	0.50	U	1.0	0.50	0.30	ug/L		04/12/21 12:42	1
Carbon disulfide	0.50	U	5.0	0.50	0.20	ug/L		04/12/21 12:42	1
Carbon tetrachloride	0.50	U	1.0	0.50	0.20	ug/L		04/12/21 12:42	1
Chlorobenzene	0.50	U	1.0	0.50	0.20	ug/L		04/12/21 12:42	1
Chloroethane	0.50	U	1.0	0.50	0.20	ug/L		04/12/21 12:42	1
Chloroform	0.50	U	1.0	0.50	0.20	ug/L		04/12/21 12:42	1
Chloromethane	0.50	U	1.0	0.50	0.20	ug/L		04/12/21 12:42	1
cis-1,2-Dichloroethene	0.50	U	1.0	0.50	0.20	ug/L		04/12/21 12:42	1
cis-1,3-Dichloropropene	0.50	U	1.0	0.50	0.20	ug/L		04/12/21 12:42	1
Dibromochloromethane	0.50	U	1.0	0.50	0.20	ug/L		04/12/21 12:42	1
Dibromomethane	0.50	U	1.0	0.50	0.20	ug/L		04/12/21 12:42	1
Dichlorodifluoromethane	0.50	U	1.0	0.50	0.20	ug/L		04/12/21 12:42	1
Ethylbenzene	0.80	U	1.0	0.80	0.40	ug/L		04/12/21 12:42	1
Hexachlorobutadiene	4.0	U	5.0	4.0	2.0	ug/L		04/12/21 12:42	1

Method: 8260C DOD - Volatile Organic Compounds (GC/MS) (Continued)

Lab Sample ID: MB 410-113274/9
Matrix: Water
Analysis Batch: 113274

Client Sample ID: Method Blank
Prep Type: Total/NA

Analyte	MB Result	MB Qualifier	LOQ	LOD	DL	Unit	D	Analyzed	Dil Fac
Isopropylbenzene	0.50	U	5.0	0.50	0.20	ug/L		04/12/21 12:42	1
m&p-Xylene	2.0	U	5.0	2.0	1.0	ug/L		04/12/21 12:42	1
Methyl tertiary butyl ether	0.50	U	1.0	0.50	0.20	ug/L		04/12/21 12:42	1
Methylene Chloride	0.50	U	1.0	0.50	0.30	ug/L		04/12/21 12:42	1
Naphthalene	2.0	U	5.0	2.0	1.0	ug/L		04/12/21 12:42	1
n-Butylbenzene	0.50	U	5.0	0.50	0.20	ug/L		04/12/21 12:42	1
N-Propylbenzene	0.50	U	5.0	0.50	0.20	ug/L		04/12/21 12:42	1
o-Xylene	0.80	U	1.0	0.80	0.40	ug/L		04/12/21 12:42	1
p-Isopropyltoluene	0.50	U M	5.0	0.50	0.20	ug/L		04/12/21 12:42	1
sec-Butylbenzene	0.50	U M	5.0	0.50	0.20	ug/L		04/12/21 12:42	1
Styrene	0.50	U	5.0	0.50	0.20	ug/L		04/12/21 12:42	1
tert-Butylbenzene	1.0	U	5.0	1.0	0.30	ug/L		04/12/21 12:42	1
Tetrachloroethene	0.50	U	1.0	0.50	0.20	ug/L		04/12/21 12:42	1
Toluene	0.50	U	1.0	0.50	0.20	ug/L		04/12/21 12:42	1
trans-1,2-Dichloroethene	0.50	U	1.0	0.50	0.20	ug/L		04/12/21 12:42	1
trans-1,3-Dichloropropene	0.50	U	1.0	0.50	0.20	ug/L		04/12/21 12:42	1
Trichloroethene	0.50	U	1.0	0.50	0.20	ug/L		04/12/21 12:42	1
Trichlorofluoromethane	0.50	U	1.0	0.50	0.20	ug/L		04/12/21 12:42	1
Vinyl acetate	2.0	U	10	2.0	0.70	ug/L		04/12/21 12:42	1
Vinyl chloride	0.50	U	1.0	0.50	0.20	ug/L		04/12/21 12:42	1
Xylenes, Total	2.8	U	6.0	2.8	1.4	ug/L		04/12/21 12:42	1

Surrogate	*MB %Recovery*	*MB Qualifier*	*Limits*	*Prepared*	*Analyzed*	*Dil Fac*
1,2-Dichloroethane-d4 (Surr)	*101*		*81 - 118*		*04/12/21 12:42*	*1*
4-Bromofluorobenzene (Surr)	*94*		*85 - 114*		*04/12/21 12:42*	*1*
Dibromofluoromethane (Surr)	*103*		*80 - 119*		*04/12/21 12:42*	*1*
Toluene-d8 (Surr)	*97*		*89 - 112*		*04/12/21 12:42*	*1*

Lab Sample ID: LCS 410-113274/6
Matrix: Water
Analysis Batch: 113274

Client Sample ID: Lab Control Sample
Prep Type: Total/NA

Analyte	Spike Added	LCS Result	LCS Qualifier	Unit	D	%Rec	%Rec. Limits
1,1,1,2-Tetrachloroethane	20.0	19.5		ug/L		97	78 - 124
1,1,1-Trichloroethane	20.0	18.8		ug/L		94	74 - 131
1,1,2,2-Tetrachloroethane	20.0	17.8		ug/L		89	71 - 121
1,1,2-Trichloroethane	20.0	19.1		ug/L		95	80 - 119
1,1-Dichloroethane	20.0	18.5		ug/L		92	77 - 125
1,1-Dichloroethene	20.0	19.1		ug/L		95	71 - 131
1,1-Dichloropropene	20.0	18.4		ug/L		92	79 - 125
1,2,3-Trichlorobenzene	20.0	19.3		ug/L		97	69 - 129
1,2,3-Trichloropropane	20.0	19.0		ug/L		95	73 - 122
1,2,4-Trichlorobenzene	20.0	19.2		ug/L		96	69 - 130
1,2,4-Trimethylbenzene	20.0	18.3		ug/L		91	76 - 124
1,2-Dibromo-3-Chloropropane	20.0	17.9		ug/L		89	62 - 128
1,2-Dibromoethane	20.0	19.1		ug/L		96	77 - 121
1,2-Dichlorobenzene	20.0	19.5		ug/L		98	80 - 119
1,2-Dichloroethane	20.0	20.0		ug/L		100	73 - 128

Method: 8260C DOD - Volatile Organic Compounds (GC/MS) (Continued)

Lab Sample ID: LCS 410-113274/6
Matrix: Water
Analysis Batch: 113274

Client Sample ID: Lab Control Sample
Prep Type: Total/NA

Analyte	Spike Added	LCS Result	LCS Qualifier	Unit	D	%Rec	%Rec. Limits
1,2-Dichloropropane	20.0	18.2		ug/L		91	78 - 122
1,3,5-Trimethylbenzene	20.0	18.2		ug/L		91	75 - 124
1,3-Dichlorobenzene	20.0	18.9		ug/L		95	80 - 119
1,3-Dichloropropane	20.0	18.5		ug/L		93	80 - 119
1,4-Dichlorobenzene	20.0	19.6		ug/L		98	79 - 118
2,2-Dichloropropane	20.0	20.1		ug/L		100	60 - 139
2-Butanone	150	134		ug/L		89	56 - 143
2-Chlorotoluene	20.0	18.5		ug/L		92	79 - 122
2-Hexanone	100	89.4		ug/L		89	57 - 139
4-Chlorotoluene	20.0	18.3		ug/L		92	78 - 122
4-Methyl-2-pentanone	100	92.3		ug/L		92	67 - 130
Acetone	150	136		ug/L		91	39 - 160
Acrolein	150	132		ug/L		88	39 - 155
Acrylonitrile	100	90.5		ug/L		90	63 - 135
Benzene	20.0	18.6		ug/L		93	42 - 138
Bromobenzene	20.0	19.6		ug/L		98	80 - 120
Bromochloromethane	20.0	21.3		ug/L		106	78 - 123
Bromodichloromethane	20.0	20.1		ug/L		100	79 - 125
Bromoform	20.0	21.3		ug/L		106	66 - 130
Bromomethane	20.0	17.8		ug/L		89	53 - 141
Carbon disulfide	20.0	18.4		ug/L		92	64 - 133
Carbon tetrachloride	20.0	20.6		ug/L		103	72 - 136
Chlorobenzene	20.0	18.7		ug/L		94	82 - 118
Chloroethane	20.0	15.5		ug/L		78	60 - 138
Chloroform	20.0	19.7		ug/L		99	79 - 124
Chloromethane	20.0	16.5		ug/L		82	50 - 139
cis-1,2-Dichloroethene	20.0	19.2		ug/L		96	78 - 123
cis-1,3-Dichloropropene	20.0	19.4		ug/L		97	75 - 124
Dibromochloromethane	20.0	19.7		ug/L		99	74 - 126
Dibromomethane	20.0	20.2		ug/L		101	79 - 123
Dichlorodifluoromethane	20.0	18.1		ug/L		90	32 - 152
Ethylbenzene	20.0	18.3		ug/L		91	79 - 121
Hexachlorobutadiene	20.0	17.5		ug/L		87	66 - 134
Isopropylbenzene	20.0	16.5		ug/L		82	72 - 131
m&p-Xylene	40.0	37.2		ug/L		93	80 - 121
Methyl tertiary butyl ether	20.0	19.1		ug/L		95	71 - 124
Methylene Chloride	20.0	19.4		ug/L		97	74 - 124
Naphthalene	20.0	18.2		ug/L		91	61 - 128
n-Butylbenzene	20.0	17.1		ug/L		86	75 - 128
N-Propylbenzene	20.0	17.8		ug/L		89	76 - 126
o-Xylene	20.0	18.6		ug/L		93	78 - 122
p-Isopropyltoluene	20.0	17.8		ug/L		89	77 - 127
sec-Butylbenzene	20.0	17.3		ug/L		87	77 - 126
Styrene	20.0	18.4		ug/L		92	78 - 123
tert-Butylbenzene	20.0	16.7		ug/L		83	78 - 124
Tetrachloroethene	20.0	18.1		ug/L		91	74 - 129
Toluene	20.0	18.3		ug/L		92	80 - 121
trans-1,2-Dichloroethene	20.0	19.5		ug/L		98	75 - 124
trans-1,3-Dichloropropene	20.0	19.3		ug/L		97	73 - 127

Method: 8260C DOD - Volatile Organic Compounds (GC/MS) (Continued)

Lab Sample ID: LCS 410-113274/6 — **Client Sample ID: Lab Control Sample**
Matrix: Water — **Prep Type: Total/NA**
Analysis Batch: 113274

Analyte	Spike Added	LCS Result	LCS Qualifier	Unit	D	%Rec	%Rec. Limits
Trichloroethene	20.0	19.2		ug/L		96	79 - 123
Trichlorofluoromethane	20.0	17.6		ug/L		88	65 - 141
Vinyl chloride	20.0	16.8		ug/L		84	58 - 137
Xylenes, Total	60.0	55.8		ug/L		93	79 - 121

Surrogate	*LCS %Recovery*	*LCS Qualifier*	*Limits*
1,2-Dichloroethane-d4 (Surr)	*101*		*81 - 118*
4-Bromofluorobenzene (Surr)	*95*		*85 - 114*
Dibromofluoromethane (Surr)	*104*		*80 - 119*
Toluene-d8 (Surr)	*96*		*89 - 112*

Lab Sample ID: LCS 410-113274/7 — **Client Sample ID: Lab Control Sample**
Matrix: Water — **Prep Type: Total/NA**
Analysis Batch: 113274

Analyte	Spike Added	LCS Result	LCS Qualifier	Unit	D	%Rec	%Rec. Limits
Vinyl acetate	100	86.7		ug/L		87	54 - 146

Surrogate	*LCS %Recovery*	*LCS Qualifier*	*Limits*
1,2-Dichloroethane-d4 (Surr)	*98*		*81 - 118*
4-Bromofluorobenzene (Surr)	*93*		*85 - 114*
Dibromofluoromethane (Surr)	*101*		*80 - 119*
Toluene-d8 (Surr)	*96*		*89 - 112*

Method: 8015D GRO - Gasoline Range Organics (GRO)

Lab Sample ID: MB 410-113366/4 — **Client Sample ID: Method Blank**
Matrix: Water — **Prep Type: Total/NA**
Analysis Batch: 113366

Analyte	MB Result	MB Qualifier	LOQ	LOD	DL	Unit	D	Analyzed	Dil Fac
GRO (1C)	40	U M	50	40	23	ug/L		04/12/21 13:35	1

Surrogate	*MB %Recovery*	*MB Qualifier*	*Limits*	*Prepared*	*Analyzed*	*Dil Fac*
a,a,a-Trifluorotoluene (fid) (1C)	*91*		*63 - 135*		*04/12/21 13:35*	*1*

Lab Sample ID: LCS 410-113366/5 — **Client Sample ID: Lab Control Sample**
Matrix: Water — **Prep Type: Total/NA**
Analysis Batch: 113366

Analyte	Spike Added	LCS Result	LCS Qualifier	Unit	D	%Rec	%Rec. Limits
GRO (1C)	1100	1180	M	ug/L		107	78 - 122

Surrogate	*LCS %Recovery*	*LCS Qualifier*	*Limits*
a,a,a-Trifluorotoluene (fid) (1C)	*97*		*63 - 135*

Method: 8015D GRO - Gasoline Range Organics (GRO) (Continued)

Lab Sample ID: LCSD 410-113366/6
Matrix: Water
Analysis Batch: 113366

Client Sample ID: Lab Control Sample Dup
Prep Type: Total/NA

Analyte			Spike Added	LCSD Result	LCSD Qualifier	Unit	D	%Rec	%Rec. Limits	RPD	RPD Limit
GRO (1C)			1100	1230	M	ug/L		112	78 - 122	4	20

Surrogate	*LCSD %Recovery*	*LCSD Qualifier*	*Limits*
a,a,a-Trifluorotoluene (fid) (1C)	*91*		*63 - 135*

Method: 8011 - EDB, DBCP, and 1,2,3-TCP (GC)

Lab Sample ID: MB 410-113057/1-A
Matrix: Water
Analysis Batch: 113210

Client Sample ID: Method Blank
Prep Type: Total/NA
Prep Batch: 113057

Analyte	MB Result	MB Qualifier	LOQ	LOD	DL	Unit	D	Analyzed	Dil Fac
Ethylene Dibromide (1C)	0.020	U	0.030	0.020	0.010	ug/L		04/12/21 22:59	1

Surrogate	*MB %Recovery*	*MB Qualifier*	*Limits*	*Prepared*	*Analyzed*	*Dil Fac*
1,1,2,2-Tetrachloroethane (1C)	*103*		*46 - 136*	*04/10/21 10:52*	*04/12/21 22:59*	*1*
1,1,2,2-Tetrachloroethane (2C)	*107*		*46 - 136*	*04/10/21 10:52*	*04/12/21 22:59*	*1*

Lab Sample ID: LCS 410-113057/2-A
Matrix: Water
Analysis Batch: 113210

Client Sample ID: Lab Control Sample
Prep Type: Total/NA
Prep Batch: 113057

Analyte			Spike Added	LCS Result	LCS Qualifier	Unit	D	%Rec	%Rec. Limits		
Ethylene Dibromide (1C)			0.128	0.159		ug/L		124	60 - 140		

Surrogate	*LCS %Recovery*	*LCS Qualifier*	*Limits*
1,1,2,2-Tetrachloroethane (1C)	*112*		*46 - 136*
1,1,2,2-Tetrachloroethane (2C)	*114*		*46 - 136*

Lab Sample ID: LCSD 410-113057/3-A
Matrix: Water
Analysis Batch: 113210

Client Sample ID: Lab Control Sample Dup
Prep Type: Total/NA
Prep Batch: 113057

Analyte			Spike Added	LCSD Result	LCSD Qualifier	Unit	D	%Rec	%Rec. Limits	RPD	RPD Limit
Ethylene Dibromide (1C)			0.128	0.171		ug/L		134	60 - 140	7	20

Surrogate	*LCSD %Recovery*	*LCSD Qualifier*	*Limits*
1,1,2,2-Tetrachloroethane (1C)	*115*		*46 - 136*
1,1,2,2-Tetrachloroethane (2C)	*116*		*46 - 136*

Method: 8015D DRO - Diesel Range Organics (DRO) (GC)

Lab Sample ID: MB 410-113119/1-A
Matrix: Water
Analysis Batch: 113303

Client Sample ID: Method Blank
Prep Type: Total/NA
Prep Batch: 113119

Analyte	MB Result	MB Qualifier	LOQ	LOD	DL	Unit	D	Analyzed	Dil Fac
DRO (C10-C28) (1C)	90	U M	100	90	45	ug/L		04/12/21 11:53	1

Method: 8015D DRO - Diesel Range Organics (DRO) (GC) (Continued)

Surrogate	MB %Recovery	MB Qualifier	Limits	Prepared	Analyzed	Dil Fac
o- terphenyl (Surr) (1C)	91		56 - 125	04/11/21 10:27	04/12/21 11:53	1

Lab Sample ID: LCS 410-113119/2-A — **Client Sample ID: Lab Control Sample**
Matrix: Water — **Prep Type: Total/NA**
Analysis Batch: 113303 — **Prep Batch: 113119**

Analyte	Spike Added	LCS Result	LCS Qualifier	Unit	D	%Rec	%Rec. Limits
DRO (C10-C28) (1C)	602	483		ug/L		80	36 - 132

Surrogate	LCS %Recovery	LCS Qualifier	Limits
o- terphenyl (Surr) (1C)	93		56 - 125

Method: EPA 300.0 R2.1 - Anions, Ion Chromatography

Lab Sample ID: MB 410-112634/4 — **Client Sample ID: Method Blank**
Matrix: Water — **Prep Type: Total/NA**
Analysis Batch: 112634

Analyte	MB Result	MB Qualifier	LOQ	LOD	DL	Unit	D	Analyzed	Dil Fac
Bromide	0.40	U	0.50	0.40	0.25	mg/L		04/09/21 04:58	1
Chloride	0.30	U	0.40	0.30	0.20	mg/L		04/09/21 04:58	1
Sulfate	0.90	U	1.0	0.90	0.30	mg/L		04/09/21 04:58	1

Lab Sample ID: LCS 410-112634/3 — **Client Sample ID: Lab Control Sample**
Matrix: Water — **Prep Type: Total/NA**
Analysis Batch: 112634

Analyte	Spike Added	LCS Result	LCS Qualifier	Unit	D	%Rec	%Rec. Limits
Bromide	7.49	7.86		mg/L		105	90 - 110
Chloride	3.00	3.18		mg/L		106	90 - 110
Sulfate	7.50	7.86		mg/L		105	90 - 110

Lab Sample ID: MB 410-112740/4 — **Client Sample ID: Method Blank**
Matrix: Water — **Prep Type: Total/NA**
Analysis Batch: 112740

Analyte	MB Result	MB Qualifier	LOQ	LOD	DL	Unit	D	Analyzed	Dil Fac
Bromide	0.40	U	0.50	0.40	0.25	mg/L		04/09/21 19:32	1
Chloride	0.30	U	0.40	0.30	0.20	mg/L		04/09/21 19:32	1
Sulfate	0.90	U	1.0	0.90	0.30	mg/L		04/09/21 19:32	1

Lab Sample ID: LCS 410-112740/3 — **Client Sample ID: Lab Control Sample**
Matrix: Water — **Prep Type: Total/NA**
Analysis Batch: 112740

Analyte	Spike Added	LCS Result	LCS Qualifier	Unit	D	%Rec	%Rec. Limits
Bromide	7.49	7.58		mg/L		101	90 - 110
Chloride	3.00	3.28		mg/L		109	90 - 110
Sulfate	7.50	7.64		mg/L		102	90 - 110

Method: EPA 300.0 R2.1 - Anions, Ion Chromatography (Continued)

Lab Sample ID: MB 410-113045/4 — **Client Sample ID: Method Blank**
Matrix: Water — **Prep Type: Total/NA**
Analysis Batch: 113045

Analyte	MB Result	MB Qualifier	LOQ	LOD	DL	Unit	D	Analyzed	Dil Fac
Bromide	0.40	U	0.50	0.40	0.25	mg/L		04/10/21 11:21	1
Chloride	0.30	U	0.40	0.30	0.20	mg/L		04/10/21 11:21	1
Sulfate	0.341	J	1.0	0.90	0.30	mg/L		04/10/21 11:21	1

Lab Sample ID: LCS 410-113045/3 — **Client Sample ID: Lab Control Sample**
Matrix: Water — **Prep Type: Total/NA**
Analysis Batch: 113045

Analyte	Spike Added	LCS Result	LCS Qualifier	Unit	D	%Rec	%Rec. Limits
Bromide	7.49	7.89		mg/L		105	90 - 110
Chloride	3.00	3.23		mg/L		108	90 - 110
Sulfate	7.50	8.03		mg/L		107	90 - 110

Method: 6010C - Metals (ICP)

Lab Sample ID: MB 410-111959/1-A — **Client Sample ID: Method Blank**
Matrix: Water — **Prep Type: Total/NA**
Analysis Batch: 112967 — **Prep Batch: 111959**

Analyte	MB Result	MB Qualifier	LOQ	LOD	DL	Unit	D	Analyzed	Dil Fac
Iron	0.10	U	0.21	0.10	0.041	mg/L		04/09/21 16:41	1
Manganese	0.0052	U	0.010	0.0052	0.0031	mg/L		04/09/21 16:41	1

Lab Sample ID: LCS 410-111959/2-A — **Client Sample ID: Lab Control Sample**
Matrix: Water — **Prep Type: Total/NA**
Analysis Batch: 112967 — **Prep Batch: 111959**

Analyte	Spike Added	LCS Result	LCS Qualifier	Unit	D	%Rec	%Rec. Limits
Iron	4.96	5.17		mg/L		104	87 - 115
Manganese	0.502	0.538		mg/L		107	90 - 114

Lab Sample ID: MB 410-111961/1-A — **Client Sample ID: Method Blank**
Matrix: Water — **Prep Type: Total/NA**
Analysis Batch: 112343 — **Prep Batch: 111961**

Analyte	MB Result	MB Qualifier	LOQ	LOD	DL	Unit	D	Analyzed	Dil Fac
Iron	0.10	U	0.21	0.10	0.041	mg/L		04/08/21 09:59	1
Manganese	0.0052	U	0.010	0.0052	0.0031	mg/L		04/08/21 09:59	1

Lab Sample ID: LCS 410-111961/2-A — **Client Sample ID: Lab Control Sample**
Matrix: Water — **Prep Type: Total/NA**
Analysis Batch: 112343 — **Prep Batch: 111961**

Analyte	Spike Added	LCS Result	LCS Qualifier	Unit	D	%Rec	%Rec. Limits
Iron	4.96	5.05		mg/L		102	87 - 115
Manganese	0.502	0.531		mg/L		106	90 - 114

Method: 6010C - Metals (ICP) (Continued)

Lab Sample ID: MB 410-111966/1-A — **Client Sample ID: Method Blank**
Matrix: Water — **Prep Type: Total/NA**
Analysis Batch: 112942 — **Prep Batch: 111966**

Analyte	MB Result	MB Qualifier	LOQ	LOD	DL	Unit	D	Analyzed	Dil Fac
Iron	0.10	U	0.21	0.10	0.041	mg/L		04/09/21 14:49	1
Manganese	0.0052	U	0.010	0.0052	0.0031	mg/L		04/09/21 14:49	1

Lab Sample ID: LCS 410-111966/2-A — **Client Sample ID: Lab Control Sample**
Matrix: Water — **Prep Type: Total/NA**
Analysis Batch: 112942 — **Prep Batch: 111966**

Analyte	Spike Added	LCS Result	LCS Qualifier	Unit	D	%Rec	%Rec. Limits
Iron	4.96	5.18		mg/L		104	87 - 115
Manganese	0.502	0.522		mg/L		104	90 - 114

Lab Sample ID: MB 410-111929/1-A — **Client Sample ID: Method Blank**
Matrix: Water — **Prep Type: Total Recoverable**
Analysis Batch: 115494 — **Prep Batch: 111929**

Analyte	MB Result	MB Qualifier	LOQ	LOD	DL	Unit	D	Analyzed	Dil Fac
Magnesium	0.075	U	0.10	0.075	0.040	mg/L		04/16/21 08:07	1

Lab Sample ID: LCS 410-111929/2-A — **Client Sample ID: Lab Control Sample**
Matrix: Water — **Prep Type: Total Recoverable**
Analysis Batch: 115494 — **Prep Batch: 111929**

Analyte	Spike Added	LCS Result	LCS Qualifier	Unit	D	%Rec	%Rec. Limits
Magnesium	4.98	5.11		mg/L		103	85 - 113

Lab Sample ID: MB 410-111988/1-A — **Client Sample ID: Method Blank**
Matrix: Water — **Prep Type: Total Recoverable**
Analysis Batch: 114508 — **Prep Batch: 111988**

Analyte	MB Result	MB Qualifier	LOQ	LOD	DL	Unit	D	Analyzed	Dil Fac
Calcium	0.15	U	0.20	0.15	0.096	mg/L		04/14/21 10:16	1
Potassium	0.45	U	0.50	0.45	0.20	mg/L		04/14/21 10:16	1
Sodium	0.50	U	1.0	0.50	0.24	mg/L		04/14/21 10:16	1
Iron	100	U	200	100	40	ug/L		04/14/21 10:16	1

Lab Sample ID: MB 410-111988/1-A — **Client Sample ID: Method Blank**
Matrix: Water — **Prep Type: Total Recoverable**
Analysis Batch: 116045 — **Prep Batch: 111988**

Analyte	MB Result	MB Qualifier	LOQ	LOD	DL	Unit	D	Analyzed	Dil Fac
Magnesium	0.075	U	0.10	0.075	0.040	mg/L		04/18/21 18:44	1

Lab Sample ID: MB 410-111988/1-A — **Client Sample ID: Method Blank**
Matrix: Water — **Prep Type: Total Recoverable**
Analysis Batch: 116260 — **Prep Batch: 111988**

Analyte	MB Result	MB Qualifier	LOQ	LOD	DL	Unit	D	Analyzed	Dil Fac
Manganese	5.0	U	10	5.0	3.0	ug/L		04/19/21 11:15	1

Method: 6010C - Metals (ICP) (Continued)

Lab Sample ID: LCS 410-111988/2-A — **Client Sample ID: Lab Control Sample**
Matrix: Water — **Prep Type: Total Recoverable**
Analysis Batch: 114508 — **Prep Batch: 111988**

Analyte	Spike Added	LCS Result	LCS Qualifier	Unit	D	%Rec	%Rec. Limits
Calcium	5.01	4.34		mg/L		87	87 - 113
Potassium	5.00	4.62		mg/L		92	86 - 114
Sodium	4.98	4.59		mg/L		92	87 - 115
Iron	4960	4060	*-	ug/L		82	87 - 115

Lab Sample ID: LCS 410-111988/2-A — **Client Sample ID: Lab Control Sample**
Matrix: Water — **Prep Type: Total Recoverable**
Analysis Batch: 116045 — **Prep Batch: 111988**

Analyte	Spike Added	LCS Result	LCS Qualifier	Unit	D	%Rec	%Rec. Limits
Magnesium	4.98	4.34		mg/L		87	85 - 113

Lab Sample ID: LCS 410-111988/2-A — **Client Sample ID: Lab Control Sample**
Matrix: Water — **Prep Type: Total Recoverable**
Analysis Batch: 116260 — **Prep Batch: 111988**

Analyte	Spike Added	LCS Result	LCS Qualifier	Unit	D	%Rec	%Rec. Limits
Manganese	502	450		ug/L		90	90 - 114

Lab Sample ID: MB 410-111990/1-A — **Client Sample ID: Method Blank**
Matrix: Water — **Prep Type: Total Recoverable**
Analysis Batch: 114422 — **Prep Batch: 111990**

Analyte	MB Result	MB Qualifier	LOQ	LOD	DL	Unit	D	Analyzed	Dil Fac
Calcium	0.15	U	0.20	0.15	0.096	mg/L		04/14/21 08:56	1

Lab Sample ID: LCS 410-111990/2-A — **Client Sample ID: Lab Control Sample**
Matrix: Water — **Prep Type: Total Recoverable**
Analysis Batch: 114422 — **Prep Batch: 111990**

Analyte	Spike Added	LCS Result	LCS Qualifier	Unit	D	%Rec	%Rec. Limits
Calcium	5.01	4.35		mg/L		87	87 - 113

Lab Sample ID: 410-34809-10 MS — **Client Sample ID: GW025-212**
Matrix: Water — **Prep Type: Total Recoverable**
Analysis Batch: 114422 — **Prep Batch: 111990**

Analyte	Sample Result	Sample Qualifier	Spike Added	MS Result	MS Qualifier	Unit	D	%Rec	%Rec. Limits
Calcium	61		5.01	66.2	4	mg/L		96	87 - 113

Lab Sample ID: 410-34809-10 MSD — **Client Sample ID: GW025-212**
Matrix: Water — **Prep Type: Total Recoverable**
Analysis Batch: 114422 — **Prep Batch: 111990**

Analyte	Sample Result	Sample Qualifier	Spike Added	MSD Result	MSD Qualifier	Unit	D	%Rec	%Rec. Limits	RPD	RPD Limit
Calcium	61		5.01	64.8	4	mg/L		68	87 - 113	2	20

Method: 6010C - Metals (ICP) (Continued)

Lab Sample ID: 410-34809-10 DU
Matrix: Water
Analysis Batch: 114422

Client Sample ID: GW025-212
Prep Type: Total Recoverable
Prep Batch: 111990

Analyte	Sample Result	Sample Qualifier		DU Result	DU Qualifier	Unit	D			RPD	RPD Limit
Calcium	61			61.1		mg/L				0.5	20

Lab Sample ID: MB 410-114609/1-A
Matrix: Water
Analysis Batch: 116017

Client Sample ID: Method Blank
Prep Type: Total Recoverable
Prep Batch: 114609

Analyte	MB Result	MB Qualifier	LOQ	LOD	DL	Unit	D	Analyzed	Dil Fac
Magnesium	0.075	U	0.10	0.075	0.040	mg/L		04/18/21 19:06	1
Potassium	0.45	U	0.50	0.45	0.20	mg/L		04/18/21 19:06	1
Sodium	0.50	U	1.0	0.50	0.24	mg/L		04/18/21 19:06	1

Lab Sample ID: LCS 410-114609/2-A
Matrix: Water
Analysis Batch: 116017

Client Sample ID: Lab Control Sample
Prep Type: Total Recoverable
Prep Batch: 114609

Analyte			Spike Added	LCS Result	LCS Qualifier	Unit	D	%Rec	%Rec. Limits		
Magnesium			4.98	5.14		mg/L		103	85 - 113		
Potassium			5.00	5.12		mg/L		102	86 - 114		
Sodium			4.98	4.87		mg/L		98	87 - 115		

Lab Sample ID: MB 410-116038/1-A
Matrix: Water
Analysis Batch: 116861

Client Sample ID: Method Blank
Prep Type: Total Recoverable
Prep Batch: 116038

Analyte	MB Result	MB Qualifier	LOQ	LOD	DL	Unit	D	Analyzed	Dil Fac
Magnesium	0.075	U	0.10	0.075	0.040	mg/L		04/20/21 12:45	1
Potassium	0.45	U	0.50	0.45	0.20	mg/L		04/20/21 12:45	1
Sodium	0.50	U	1.0	0.50	0.24	mg/L		04/20/21 12:45	1

Lab Sample ID: LCS 410-116038/2-A
Matrix: Water
Analysis Batch: 116861

Client Sample ID: Lab Control Sample
Prep Type: Total Recoverable
Prep Batch: 116038

Analyte			Spike Added	LCS Result	LCS Qualifier	Unit	D	%Rec	%Rec. Limits		
Magnesium			4.98	5.18		mg/L		104	85 - 113		
Potassium			5.00	5.12		mg/L		102	86 - 114		
Sodium			4.98	4.74		mg/L		95	87 - 115		

Lab Sample ID: 410-34809-3 MS
Matrix: Water
Analysis Batch: 112343

Client Sample ID: GW055-212
Prep Type: Dissolved
Prep Batch: 111961

Analyte	Sample Result	Sample Qualifier	Spike Added	MS Result	MS Qualifier	Unit	D	%Rec	%Rec. Limits		
Iron	0.10	U	4.96	4.93		mg/L		99	87 - 115		
Manganese	0.0050	J	0.502	0.509		mg/L		101	90 - 114		

Method: 6010C - Metals (ICP) (Continued)

Lab Sample ID: 410-34809-3 MSD — **Client Sample ID: GW055-212**
Matrix: Water — **Prep Type: Dissolved**
Analysis Batch: 112343 — **Prep Batch: 111961**

Analyte	Sample Result	Sample Qualifier	Spike Added	MSD Result	MSD Qualifier	Unit	D	%Rec	%Rec. Limits	RPD	RPD Limit
Iron	0.10	U	4.96	4.88		mg/L		98	87 - 115	1	20
Manganese	0.0050	J	0.502	0.499		mg/L		99	90 - 114	2	20

Lab Sample ID: 410-34809-3 DU — **Client Sample ID: GW055-212**
Matrix: Water — **Prep Type: Dissolved**
Analysis Batch: 112343 — **Prep Batch: 111961**

Analyte	Sample Result	Sample Qualifier	DU Result	DU Qualifier	Unit	D	RPD	RPD Limit
Iron	0.10	U	0.10	U	mg/L		NC	20
Manganese	0.0050	J	0.00475	J	mg/L		5	20

Method: 6020A - Metals (ICP/MS)

Lab Sample ID: 410-34809-18 MS — **Client Sample ID: ER212-01**
Matrix: Water — **Prep Type: Total/NA**
Analysis Batch: 114037 — **Prep Batch: 111992**

Analyte	Sample Result	Sample Qualifier	Spike Added	MS Result	MS Qualifier	Unit	D	%Rec	%Rec. Limits
Arsenic	0.0016	U FL	0.500	0.408	FL	mg/L		82	84 - 116
Lead	0.00025	U *- FL	0.0501	0.0423	FL	mg/L		84	88 - 115

Lab Sample ID: 410-34809-18 MSD — **Client Sample ID: ER212-01**
Matrix: Water — **Prep Type: Total/NA**
Analysis Batch: 114037 — **Prep Batch: 111992**

Analyte	Sample Result	Sample Qualifier	Spike Added	MSD Result	MSD Qualifier	Unit	D	%Rec	%Rec. Limits	RPD	RPD Limit
Arsenic	0.0016	U FL	0.500	0.424		mg/L		85	84 - 116	4	20
Lead	0.00025	U *- FL	0.0501	0.0443		mg/L		88	88 - 115	5	20

Lab Sample ID: 410-34809-18 DU — **Client Sample ID: ER212-01**
Matrix: Water — **Prep Type: Total/NA**
Analysis Batch: 114037 — **Prep Batch: 111992**

Analyte	Sample Result	Sample Qualifier	DU Result	DU Qualifier	Unit	D	RPD	RPD Limit
Arsenic	0.0016	U FL	0.0016	U	mg/L		NC	20
Lead	0.00025	U *- FL	0.00025	U *-	mg/L		NC	20

Lab Sample ID: MB 410-111929/1-A — **Client Sample ID: Method Blank**
Matrix: Water — **Prep Type: Total Recoverable**
Analysis Batch: 112531 — **Prep Batch: 111929**

Analyte	MB Result	MB Qualifier	LOQ	LOD	DL	Unit	D	Analyzed	Dil Fac
Arsenic	0.0016	U	0.0020	0.0016	0.00068	mg/L		04/08/21 15:47	1
Lead	0.00025	U	0.00050	0.00025	0.000071	mg/L		04/08/21 15:47	1

Method: 6020A - Metals (ICP/MS) (Continued)

Lab Sample ID: LCS 410-111929/2-A — **Client Sample ID: Lab Control Sample**
Matrix: Water — **Prep Type: Total Recoverable**
Analysis Batch: 112531 — **Prep Batch: 111929**

Analyte	Spike Added	LCS Result	LCS Qualifier	Unit	D	%Rec	%Rec. Limits
Arsenic	0.500	0.449		mg/L		90	84 - 116
Lead	0.0501	0.0495		mg/L		99	88 - 115

Lab Sample ID: MB 410-111992/1-A — **Client Sample ID: Method Blank**
Matrix: Water — **Prep Type: Total Recoverable**
Analysis Batch: 114037 — **Prep Batch: 111992**

Analyte	MB Result	MB Qualifier	LOQ	LOD	DL	Unit	D	Analyzed	Dil Fac
Arsenic	0.0016	U	0.0020	0.0016	0.00068	mg/L		04/12/21 14:37	1
Lead	0.00025	U	0.00050	0.00025	0.000071	mg/L		04/12/21 14:37	1

Lab Sample ID: LCS 410-111992/2-A — **Client Sample ID: Lab Control Sample**
Matrix: Water — **Prep Type: Total Recoverable**
Analysis Batch: 114037 — **Prep Batch: 111992**

Analyte	Spike Added	LCS Result	LCS Qualifier	Unit	D	%Rec	%Rec. Limits
Arsenic	0.500	0.418		mg/L		84	84 - 116
Lead	0.0501	0.0438	*-	mg/L		87	88 - 115

Lab Sample ID: MB 410-114609/1-A — **Client Sample ID: Method Blank**
Matrix: Water — **Prep Type: Total Recoverable**
Analysis Batch: 115490 — **Prep Batch: 114609**

Analyte	MB Result	MB Qualifier	LOQ	LOD	DL	Unit	D	Analyzed	Dil Fac
Lead	0.00025	U	0.00050	0.00025	0.000071	mg/L		04/15/21 12:27	1

Lab Sample ID: LCS 410-114609/2-A — **Client Sample ID: Lab Control Sample**
Matrix: Water — **Prep Type: Total Recoverable**
Analysis Batch: 115490 — **Prep Batch: 114609**

Analyte	Spike Added	LCS Result	LCS Qualifier	Unit	D	%Rec	%Rec. Limits
Lead	0.0501	0.0511		mg/L		102	88 - 115

Lab Sample ID: MB 410-116359/1-A — **Client Sample ID: Method Blank**
Matrix: Water — **Prep Type: Total Recoverable**
Analysis Batch: 116822 — **Prep Batch: 116359**

Analyte	MB Result	MB Qualifier	LOQ	LOD	DL	Unit	D	Analyzed	Dil Fac
Lead	0.00025	U	0.00050	0.00025	0.000071	mg/L		04/20/21 10:41	1

Lab Sample ID: LCS 410-116359/2-A — **Client Sample ID: Lab Control Sample**
Matrix: Water — **Prep Type: Total Recoverable**
Analysis Batch: 116822 — **Prep Batch: 116359**

Analyte	Spike Added	LCS Result	LCS Qualifier	Unit	D	%Rec	%Rec. Limits
Lead	0.0501	0.0509		mg/L		102	88 - 115

Method: 6020A - Metals (ICP/MS) (Continued)

Lab Sample ID: LCSD 410-116359/3-A — **Client Sample ID: Lab Control Sample Dup**
Matrix: Water — **Prep Type: Total Recoverable**
Analysis Batch: 116822 — **Prep Batch: 116359**

Analyte			Spike Added	LCSD Result	LCSD Qualifier	Unit	D	%Rec	%Rec. Limits	RPD	RPD Limit
Lead			0.0501	0.0511		mg/L		102	88 - 115	0	20

Method: 2320B-2011 - Alkalinity, Total

Lab Sample ID: MB 410-112407/134 — **Client Sample ID: Method Blank**
Matrix: Water — **Prep Type: Total/NA**
Analysis Batch: 112407

Analyte	MB Result	MB Qualifier	LOQ	LOD	DL	Unit	D	Analyzed	Dil Fac
Bicarbonate Alkalinity as CaCO3	6.0	U	8.0	6.0	2.6	mg/L		04/08/21 06:40	1
Carbonate Alkalinity as CaCO3	6.0	U	8.0	6.0	2.6	mg/L		04/08/21 06:40	1
Total Alkalinity as CaCO3 to pH 4.5	6.0	U	8.0	6.0	2.6	mg/L		04/08/21 06:40	1

Lab Sample ID: LCS 410-112407/135 — **Client Sample ID: Lab Control Sample**
Matrix: Water — **Prep Type: Total/NA**
Analysis Batch: 112407

Analyte			Spike Added	LCS Result	LCS Qualifier	Unit	D	%Rec	%Rec. Limits		
Total Alkalinity as CaCO3 to pH 4.5			189	178		mg/L		94	82 - 106		

Lab Sample ID: 410-34809-10 MS — **Client Sample ID: GW025-212**
Matrix: Water — **Prep Type: Total/NA**
Analysis Batch: 112407

Analyte	Sample Result	Sample Qualifier	Spike Added	MS Result	MS Qualifier	Unit	D	%Rec	%Rec. Limits		
Total Alkalinity as CaCO3 to pH 4.5	89	FL	189	155	FL	mg/L		35	82 - 106		

Lab Sample ID: 410-34809-4 DU — **Client Sample ID: GW057-212**
Matrix: Water — **Prep Type: Total/NA**
Analysis Batch: 112407

Analyte	Sample Result	Sample Qualifier		DU Result	DU Qualifier	Unit	D			RPD	RPD Limit
Total Alkalinity as CaCO3 to pH 4.5	110			114		mg/L				0.7	5

Lab Sample ID: 410-34809-10 DU — **Client Sample ID: GW025-212**
Matrix: Water — **Prep Type: Total/NA**
Analysis Batch: 112407

Analyte	Sample Result	Sample Qualifier		DU Result	DU Qualifier	Unit	D			RPD	RPD Limit
Total Alkalinity as CaCO3 to pH 4.5	89	FL		88.5		mg/L				0.2	5

Method: 353.2 - Nitrogen, Nitrate-Nitrite

Lab Sample ID: MB 410-114486/20 — **Client Sample ID: Method Blank**
Matrix: Water — **Prep Type: Total/NA**
Analysis Batch: 114486

Analyte	MB Result	MB Qualifier	LOQ	LOD	DL	Unit	D	Analyzed	Dil Fac
Nitrate Nitrite as N	0.090	U	0.10	0.090	0.040	mg/L		04/14/21 08:51	1

Lab Sample ID: MB 410-114486/50 — **Client Sample ID: Method Blank**
Matrix: Water — **Prep Type: Total/NA**
Analysis Batch: 114486

Analyte	MB Result	MB Qualifier	LOQ	LOD	DL	Unit	D	Analyzed	Dil Fac
Nitrate Nitrite as N	0.090	U	0.10	0.090	0.040	mg/L		04/14/21 09:46	1

Lab Sample ID: LCS 410-114486/21 — **Client Sample ID: Lab Control Sample**
Matrix: Water — **Prep Type: Total/NA**
Analysis Batch: 114486

Analyte			Spike Added	LCS Result	LCS Qualifier	Unit	D	%Rec	%Rec. Limits		
Nitrate Nitrite as N			2.50	2.56		mg/L		102	90 - 110		

Lab Sample ID: LCS 410-114486/51 — **Client Sample ID: Lab Control Sample**
Matrix: Water — **Prep Type: Total/NA**
Analysis Batch: 114486

Analyte			Spike Added	LCS Result	LCS Qualifier	Unit	D	%Rec	%Rec. Limits		
Nitrate Nitrite as N			2.50	2.65		mg/L		106	90 - 110		

Lab Sample ID: 410-34809-11 MS — **Client Sample ID: GW226-212**
Matrix: Water — **Prep Type: Total/NA**
Analysis Batch: 114486

Analyte	Sample Result	Sample Qualifier	Spike Added	MS Result	MS Qualifier	Unit	D	%Rec	%Rec. Limits		
Nitrate Nitrite as N	1.0		1.00	2.07		mg/L		104	90 - 110		

Lab Sample ID: 410-34809-11 DU — **Client Sample ID: GW226-212**
Matrix: Water — **Prep Type: Total/NA**
Analysis Batch: 114486

Analyte	Sample Result	Sample Qualifier		DU Result	DU Qualifier	Unit	D			RPD	RPD Limit
Nitrate Nitrite as N	1.0			1.02		mg/L				1	10

QC Association Summary

Client: EA Engineering, Science, and Technology
Project/Site: Kirtland AFB - GWM & IRM Op Mod

Job ID: 410-34809-1

GC/MS VOA

Analysis Batch: 113274

Lab Sample ID	Client Sample ID	Prep Type	Matrix	Method	Prep Batch
410-34809-17	TB212-17	Total/NA	Water	8260C DOD	
410-34809-18	ER212-01	Total/NA	Water	8260C DOD	
410-34809-19	GW248-452-212	Total/NA	Water	8260C DOD	
410-34809-20	GW248-452-612	Total/NA	Water	8260C DOD	
MB 410-113274/9	Method Blank	Total/NA	Water	8260C DOD	
LCS 410-113274/6	Lab Control Sample	Total/NA	Water	8260C DOD	
LCS 410-113274/7	Lab Control Sample	Total/NA	Water	8260C DOD	

GC VOA

Analysis Batch: 113366

Lab Sample ID	Client Sample ID	Prep Type	Matrix	Method	Prep Batch
410-34809-17	TB212-17	Total/NA	Water	8015D GRO	
410-34809-18	ER212-01	Total/NA	Water	8015D GRO	
410-34809-19	GW248-452-212	Total/NA	Water	8015D GRO	
410-34809-20	GW248-452-612	Total/NA	Water	8015D GRO	
MB 410-113366/4	Method Blank	Total/NA	Water	8015D GRO	
LCS 410-113366/5	Lab Control Sample	Total/NA	Water	8015D GRO	
LCSD 410-113366/6	Lab Control Sample Dup	Total/NA	Water	8015D GRO	

GC Semi VOA

Prep Batch: 113057

Lab Sample ID	Client Sample ID	Prep Type	Matrix	Method	Prep Batch
410-34809-1	TB212-13	Total/NA	Water	8011	
410-34809-2	GW241-428-212	Total/NA	Water	8011	
410-34809-3	GW055-212	Total/NA	Water	8011	
410-34809-4	GW057-212	Total/NA	Water	8011	
410-34809-5	TB212-14	Total/NA	Water	8011	
410-34809-6	GW058-212	Total/NA	Water	8011	
410-34809-7	GW225-212	Total/NA	Water	8011	
410-34809-8	GW225-612	Total/NA	Water	8011	
410-34809-9	TB212-15	Total/NA	Water	8011	
410-34809-10	GW025-212	Total/NA	Water	8011	
410-34809-11	GW226-212	Total/NA	Water	8011	
410-34809-12	GW227-212	Total/NA	Water	8011	
410-34809-13	TB212-16	Total/NA	Water	8011	
410-34809-14	GW041-212	Total/NA	Water	8011	
410-34809-15	GW042-212	Total/NA	Water	8011	
410-34809-16	GW043-212	Total/NA	Water	8011	
410-34809-17	TB212-17	Total/NA	Water	8011	
410-34809-18	ER212-01	Total/NA	Water	8011	
410-34809-19	GW248-452-212	Total/NA	Water	8011	
410-34809-20	GW248-452-612	Total/NA	Water	8011	
MB 410-113057/1-A	Method Blank	Total/NA	Water	8011	
LCS 410-113057/2-A	Lab Control Sample	Total/NA	Water	8011	
LCSD 410-113057/3-A	Lab Control Sample Dup	Total/NA	Water	8011	

Prep Batch: 113119

Lab Sample ID	Client Sample ID	Prep Type	Matrix	Method	Prep Batch
410-34809-18	ER212-01	Total/NA	Water	3510C	
410-34809-19	GW248-452-212	Total/NA	Water	3510C	

GC Semi VOA (Continued)

Prep Batch: 113119 (Continued)

Lab Sample ID	Client Sample ID	Prep Type	Matrix	Method	Prep Batch
410-34809-20	GW248-452-612	Total/NA	Water	3510C	
MB 410-113119/1-A	Method Blank	Total/NA	Water	3510C	
LCS 410-113119/2-A	Lab Control Sample	Total/NA	Water	3510C	

Analysis Batch: 113210

Lab Sample ID	Client Sample ID	Prep Type	Matrix	Method	Prep Batch
410-34809-1	TB212-13	Total/NA	Water	8011	113057
410-34809-2	GW241-428-212	Total/NA	Water	8011	113057
410-34809-3	GW055-212	Total/NA	Water	8011	113057
410-34809-4	GW057-212	Total/NA	Water	8011	113057
410-34809-5	TB212-14	Total/NA	Water	8011	113057
410-34809-6	GW058-212	Total/NA	Water	8011	113057
410-34809-7	GW225-212	Total/NA	Water	8011	113057
410-34809-8	GW225-612	Total/NA	Water	8011	113057
410-34809-9	TB212-15	Total/NA	Water	8011	113057
410-34809-10	GW025-212	Total/NA	Water	8011	113057
410-34809-11	GW226-212	Total/NA	Water	8011	113057
410-34809-12	GW227-212	Total/NA	Water	8011	113057
410-34809-13	TB212-16	Total/NA	Water	8011	113057
410-34809-14	GW041-212	Total/NA	Water	8011	113057
410-34809-15	GW042-212	Total/NA	Water	8011	113057
410-34809-16	GW043-212	Total/NA	Water	8011	113057
410-34809-17	TB212-17	Total/NA	Water	8011	113057
410-34809-18	ER212-01	Total/NA	Water	8011	113057
410-34809-19	GW248-452-212	Total/NA	Water	8011	113057
410-34809-20	GW248-452-612	Total/NA	Water	8011	113057
MB 410-113057/1-A	Method Blank	Total/NA	Water	8011	113057
LCS 410-113057/2-A	Lab Control Sample	Total/NA	Water	8011	113057
LCSD 410-113057/3-A	Lab Control Sample Dup	Total/NA	Water	8011	113057

Analysis Batch: 113303

Lab Sample ID	Client Sample ID	Prep Type	Matrix	Method	Prep Batch
410-34809-18	ER212-01	Total/NA	Water	8015D DRO	113119
410-34809-19	GW248-452-212	Total/NA	Water	8015D DRO	113119
410-34809-20	GW248-452-612	Total/NA	Water	8015D DRO	113119
MB 410-113119/1-A	Method Blank	Total/NA	Water	8015D DRO	113119
LCS 410-113119/2-A	Lab Control Sample	Total/NA	Water	8015D DRO	113119

HPLC/IC

Analysis Batch: 112634

Lab Sample ID	Client Sample ID	Prep Type	Matrix	Method	Prep Batch
410-34809-3	GW055-212	Total/NA	Water	EPA 300.0 R2.1	
410-34809-3	GW055-212	Total/NA	Water	EPA 300.0 R2.1	
410-34809-6	GW058-212	Total/NA	Water	EPA 300.0 R2.1	
410-34809-7	GW225-212	Total/NA	Water	EPA 300.0 R2.1	
410-34809-8	GW225-612	Total/NA	Water	EPA 300.0 R2.1	
410-34809-8	GW225-612	Total/NA	Water	EPA 300.0 R2.1	
410-34809-10	GW025-212	Total/NA	Water	EPA 300.0 R2.1	
410-34809-11	GW226-212	Total/NA	Water	EPA 300.0 R2.1	
410-34809-11	GW226-212	Total/NA	Water	EPA 300.0 R2.1	

HPLC/IC (Continued)

Analysis Batch: 112634 (Continued)

Lab Sample ID	Client Sample ID	Prep Type	Matrix	Method	Prep Batch
410-34809-12	GW227-212	Total/NA	Water	EPA 300.0 R2.1	
410-34809-14	GW041-212	Total/NA	Water	EPA 300.0 R2.1	
410-34809-15	GW042-212	Total/NA	Water	EPA 300.0 R2.1	
410-34809-15	GW042-212	Total/NA	Water	EPA 300.0 R2.1	
410-34809-16	GW043-212	Total/NA	Water	EPA 300.0 R2.1	
410-34809-16	GW043-212	Total/NA	Water	EPA 300.0 R2.1	
410-34809-19	GW248-452-212	Total/NA	Water	EPA 300.0 R2.1	
410-34809-20	GW248-452-612	Total/NA	Water	EPA 300.0 R2.1	
MB 410-112634/4	Method Blank	Total/NA	Water	EPA 300.0 R2.1	
LCS 410-112634/3	Lab Control Sample	Total/NA	Water	EPA 300.0 R2.1	

Analysis Batch: 112740

Lab Sample ID	Client Sample ID	Prep Type	Matrix	Method	Prep Batch
410-34809-2	GW241-428-212	Total/NA	Water	EPA 300.0 R2.1	
410-34809-4	GW057-212	Total/NA	Water	EPA 300.0 R2.1	
MB 410-112740/4	Method Blank	Total/NA	Water	EPA 300.0 R2.1	
LCS 410-112740/3	Lab Control Sample	Total/NA	Water	EPA 300.0 R2.1	

Analysis Batch: 113045

Lab Sample ID	Client Sample ID	Prep Type	Matrix	Method	Prep Batch
410-34809-2	GW241-428-212	Total/NA	Water	EPA 300.0 R2.1	
410-34809-4	GW057-212	Total/NA	Water	EPA 300.0 R2.1	
MB 410-113045/4	Method Blank	Total/NA	Water	EPA 300.0 R2.1	
LCS 410-113045/3	Lab Control Sample	Total/NA	Water	EPA 300.0 R2.1	

Metals

Prep Batch: 111929

Lab Sample ID	Client Sample ID	Prep Type	Matrix	Method	Prep Batch
410-34809-2	GW241-428-212	Total Recoverable	Water	3005A	
410-34809-2	GW241-428-212	Total/NA	Water	3005A	
410-34809-6	GW058-212	Total Recoverable	Water	3005A	
410-34809-6	GW058-212	Total/NA	Water	3005A	
410-34809-7	GW225-212	Total Recoverable	Water	3005A	
410-34809-7	GW225-212	Total/NA	Water	3005A	
410-34809-19	GW248-452-212	Total Recoverable	Water	3005A	
410-34809-19	GW248-452-212	Total/NA	Water	3005A	
MB 410-111929/1-A	Method Blank	Total Recoverable	Water	3005A	
LCS 410-111929/2-A	Lab Control Sample	Total Recoverable	Water	3005A	

Prep Batch: 111959

Lab Sample ID	Client Sample ID	Prep Type	Matrix	Method	Prep Batch
410-34809-8	GW225-612	Dissolved	Water	Non-Digest Prep	
410-34809-11	GW226-212	Dissolved	Water	Non-Digest Prep	
410-34809-15	GW042-212	Dissolved	Water	Non-Digest Prep	
MB 410-111959/1-A	Method Blank	Total/NA	Water	Non-Digest Prep	
LCS 410-111959/2-A	Lab Control Sample	Total/NA	Water	Non-Digest Prep	

Prep Batch: 111961

Lab Sample ID	Client Sample ID	Prep Type	Matrix	Method	Prep Batch
410-34809-2	GW241-428-212	Dissolved	Water	Non-Digest Prep	

Metals (Continued)

Prep Batch: 111961 (Continued)

Lab Sample ID	Client Sample ID	Prep Type	Matrix	Method	Prep Batch
410-34809-3	GW055-212	Dissolved	Water	Non-Digest Prep	
410-34809-6	GW058-212	Dissolved	Water	Non-Digest Prep	
410-34809-10	GW025-212	Dissolved	Water	Non-Digest Prep	
410-34809-12	GW227-212	Dissolved	Water	Non-Digest Prep	
410-34809-16	GW043-212	Dissolved	Water	Non-Digest Prep	
410-34809-19	GW248-452-212	Dissolved	Water	Non-Digest Prep	
410-34809-20	GW248-452-612	Dissolved	Water	Non-Digest Prep	
MB 410-111961/1-A	Method Blank	Total/NA	Water	Non-Digest Prep	
LCS 410-111961/2-A	Lab Control Sample	Total/NA	Water	Non-Digest Prep	
410-34809-3 MS	GW055-212	Dissolved	Water	Non-Digest Prep	
410-34809-3 MSD	GW055-212	Dissolved	Water	Non-Digest Prep	
410-34809-3 DU	GW055-212	Dissolved	Water	Non-Digest Prep	

Prep Batch: 111966

Lab Sample ID	Client Sample ID	Prep Type	Matrix	Method	Prep Batch
410-34809-4	GW057-212	Dissolved	Water	Non-Digest Prep	
410-34809-7	GW225-212	Dissolved	Water	Non-Digest Prep	
410-34809-14	GW041-212	Dissolved	Water	Non-Digest Prep	
MB 410-111966/1-A	Method Blank	Total/NA	Water	Non-Digest Prep	
LCS 410-111966/2-A	Lab Control Sample	Total/NA	Water	Non-Digest Prep	

Prep Batch: 111988

Lab Sample ID	Client Sample ID	Prep Type	Matrix	Method	Prep Batch
410-34809-2	GW241-428-212	Total Recoverable	Water	3005A	
410-34809-6	GW058-212	Total Recoverable	Water	3005A	
410-34809-7	GW225-212	Total Recoverable	Water	3005A	
410-34809-11	GW226-212	Total Recoverable	Water	3005A	
410-34809-12	GW227-212	Total Recoverable	Water	3005A	
410-34809-14	GW041-212	Total Recoverable	Water	3005A	
410-34809-15	GW042-212	Total Recoverable	Water	3005A	
410-34809-16	GW043-212	Total Recoverable	Water	3005A	
410-34809-18	ER212-01	Total Recoverable	Water	3005A	
410-34809-19	GW248-452-212	Total Recoverable	Water	3005A	
410-34809-20	GW248-452-612	Total Recoverable	Water	3005A	
MB 410-111988/1-A	Method Blank	Total Recoverable	Water	3005A	
LCS 410-111988/2-A	Lab Control Sample	Total Recoverable	Water	3005A	

Prep Batch: 111990

Lab Sample ID	Client Sample ID	Prep Type	Matrix	Method	Prep Batch
410-34809-3	GW055-212	Total Recoverable	Water	3005A	
410-34809-4	GW057-212	Total Recoverable	Water	3005A	
410-34809-8	GW225-612	Total Recoverable	Water	3005A	
410-34809-10	GW025-212	Total Recoverable	Water	3005A	
MB 410-111990/1-A	Method Blank	Total Recoverable	Water	3005A	
LCS 410-111990/2-A	Lab Control Sample	Total Recoverable	Water	3005A	
410-34809-10 MS	GW025-212	Total Recoverable	Water	3005A	
410-34809-10 MSD	GW025-212	Total Recoverable	Water	3005A	
410-34809-10 DU	GW025-212	Total Recoverable	Water	3005A	

QC Association Summary

Client: EA Engineering, Science, and Technology
Project/Site: Kirtland AFB - GWM & IRM Op Mod

Job ID: 410-34809-1

Metals

Prep Batch: 111992

Lab Sample ID	Client Sample ID	Prep Type	Matrix	Method	Prep Batch
410-34809-3	GW055-212	Total/NA	Water	3005A	
410-34809-4	GW057-212	Total/NA	Water	3005A	
410-34809-8	GW225-612	Total/NA	Water	3005A	
410-34809-10	GW025-212	Total/NA	Water	3005A	
410-34809-11	GW226-212	Total/NA	Water	3005A	
410-34809-12	GW227-212	Total/NA	Water	3005A	
410-34809-14	GW041-212	Total/NA	Water	3005A	
410-34809-15	GW042-212	Total/NA	Water	3005A	
410-34809-16	GW043-212	Total/NA	Water	3005A	
410-34809-18	ER212-01	Total/NA	Water	3005A	
410-34809-20	GW248-452-612	Total/NA	Water	3005A	
MB 410-111992/1-A	Method Blank	Total Recoverable	Water	3005A	
LCS 410-111992/2-A	Lab Control Sample	Total Recoverable	Water	3005A	
410-34809-18 MS	ER212-01	Total/NA	Water	3005A	
410-34809-18 MSD	ER212-01	Total/NA	Water	3005A	
410-34809-18 DU	ER212-01	Total/NA	Water	3005A	

Analysis Batch: 112343

Lab Sample ID	Client Sample ID	Prep Type	Matrix	Method	Prep Batch
410-34809-2	GW241-428-212	Dissolved	Water	6010C	111961
410-34809-3	GW055-212	Dissolved	Water	6010C	111961
410-34809-6	GW058-212	Dissolved	Water	6010C	111961
410-34809-10	GW025-212	Dissolved	Water	6010C	111961
410-34809-12	GW227-212	Dissolved	Water	6010C	111961
410-34809-16	GW043-212	Dissolved	Water	6010C	111961
410-34809-19	GW248-452-212	Dissolved	Water	6010C	111961
410-34809-20	GW248-452-612	Dissolved	Water	6010C	111961
MB 410-111961/1-A	Method Blank	Total/NA	Water	6010C	111961
LCS 410-111961/2-A	Lab Control Sample	Total/NA	Water	6010C	111961
410-34809-3 MS	GW055-212	Dissolved	Water	6010C	111961
410-34809-3 MSD	GW055-212	Dissolved	Water	6010C	111961
410-34809-3 DU	GW055-212	Dissolved	Water	6010C	111961

Analysis Batch: 112531

Lab Sample ID	Client Sample ID	Prep Type	Matrix	Method	Prep Batch
410-34809-2	GW241-428-212	Total/NA	Water	6020A	111929
410-34809-6	GW058-212	Total/NA	Water	6020A	111929
410-34809-7	GW225-212	Total/NA	Water	6020A	111929
410-34809-19	GW248-452-212	Total/NA	Water	6020A	111929
MB 410-111929/1-A	Method Blank	Total Recoverable	Water	6020A	111929
LCS 410-111929/2-A	Lab Control Sample	Total Recoverable	Water	6020A	111929

Analysis Batch: 112942

Lab Sample ID	Client Sample ID	Prep Type	Matrix	Method	Prep Batch
410-34809-4	GW057-212	Dissolved	Water	6010C	111966
410-34809-7	GW225-212	Dissolved	Water	6010C	111966
410-34809-14	GW041-212	Dissolved	Water	6010C	111966
MB 410-111966/1-A	Method Blank	Total/NA	Water	6010C	111966
LCS 410-111966/2-A	Lab Control Sample	Total/NA	Water	6010C	111966

Metals

Analysis Batch: 112967

Lab Sample ID	Client Sample ID	Prep Type	Matrix	Method	Prep Batch
410-34809-8	GW225-612	Dissolved	Water	6010C	111959
410-34809-11	GW226-212	Dissolved	Water	6010C	111959
410-34809-15	GW042-212	Dissolved	Water	6010C	111959
MB 410-111959/1-A	Method Blank	Total/NA	Water	6010C	111959
LCS 410-111959/2-A	Lab Control Sample	Total/NA	Water	6010C	111959

Analysis Batch: 114037

Lab Sample ID	Client Sample ID	Prep Type	Matrix	Method	Prep Batch
410-34809-3	GW055-212	Total/NA	Water	6020A	111992
410-34809-4	GW057-212	Total/NA	Water	6020A	111992
410-34809-8	GW225-612	Total/NA	Water	6020A	111992
410-34809-10	GW025-212	Total/NA	Water	6020A	111992
410-34809-11	GW226-212	Total/NA	Water	6020A	111992
410-34809-12	GW227-212	Total/NA	Water	6020A	111992
410-34809-14	GW041-212	Total/NA	Water	6020A	111992
410-34809-15	GW042-212	Total/NA	Water	6020A	111992
410-34809-16	GW043-212	Total/NA	Water	6020A	111992
410-34809-18	ER212-01	Total/NA	Water	6020A	111992
410-34809-20	GW248-452-612	Total/NA	Water	6020A	111992
MB 410-111992/1-A	Method Blank	Total Recoverable	Water	6020A	111992
LCS 410-111992/2-A	Lab Control Sample	Total Recoverable	Water	6020A	111992
410-34809-18 MS	ER212-01	Total/NA	Water	6020A	111992
410-34809-18 MSD	ER212-01	Total/NA	Water	6020A	111992
410-34809-18 DU	ER212-01	Total/NA	Water	6020A	111992

Analysis Batch: 114422

Lab Sample ID	Client Sample ID	Prep Type	Matrix	Method	Prep Batch
410-34809-3	GW055-212	Total Recoverable	Water	6010C	111990
410-34809-4	GW057-212	Total Recoverable	Water	6010C	111990
410-34809-8	GW225-612	Total Recoverable	Water	6010C	111990
410-34809-10	GW025-212	Total Recoverable	Water	6010C	111990
MB 410-111990/1-A	Method Blank	Total Recoverable	Water	6010C	111990
LCS 410-111990/2-A	Lab Control Sample	Total Recoverable	Water	6010C	111990
410-34809-10 MS	GW025-212	Total Recoverable	Water	6010C	111990
410-34809-10 MSD	GW025-212	Total Recoverable	Water	6010C	111990
410-34809-10 DU	GW025-212	Total Recoverable	Water	6010C	111990

Analysis Batch: 114508

Lab Sample ID	Client Sample ID	Prep Type	Matrix	Method	Prep Batch
410-34809-2	GW241-428-212	Total Recoverable	Water	6010C	111988
410-34809-6	GW058-212	Total Recoverable	Water	6010C	111988
410-34809-7	GW225-212	Total Recoverable	Water	6010C	111988
410-34809-11	GW226-212	Total Recoverable	Water	6010C	111988
410-34809-12	GW227-212	Total Recoverable	Water	6010C	111988
410-34809-14	GW041-212	Total Recoverable	Water	6010C	111988
410-34809-15	GW042-212	Total Recoverable	Water	6010C	111988
410-34809-16	GW043-212	Total Recoverable	Water	6010C	111988
410-34809-18	ER212-01	Total Recoverable	Water	6010C	111988
410-34809-19	GW248-452-212	Total Recoverable	Water	6010C	111988
410-34809-20	GW248-452-612	Total Recoverable	Water	6010C	111988
MB 410-111988/1-A	Method Blank	Total Recoverable	Water	6010C	111988

Metals (Continued)

Analysis Batch: 114508 (Continued)

Lab Sample ID	Client Sample ID	Prep Type	Matrix	Method	Prep Batch
LCS 410-111988/2-A	Lab Control Sample	Total Recoverable	Water	6010C	111988

Prep Batch: 114609

Lab Sample ID	Client Sample ID	Prep Type	Matrix	Method	Prep Batch
410-34809-3	GW055-212	Total Recoverable	Water	3005A	
410-34809-3	GW055-212	Total/NA	Water	3005A	
410-34809-4	GW057-212	Total Recoverable	Water	3005A	
410-34809-4	GW057-212	Total/NA	Water	3005A	
410-34809-8	GW225-612	Total Recoverable	Water	3005A	
410-34809-8	GW225-612	Total/NA	Water	3005A	
410-34809-11	GW226-212	Total/NA	Water	3005A	
410-34809-12	GW227-212	Total/NA	Water	3005A	
410-34809-14	GW041-212	Total/NA	Water	3005A	
410-34809-15	GW042-212	Total/NA	Water	3005A	
410-34809-16	GW043-212	Total/NA	Water	3005A	
410-34809-20	GW248-452-612	Total/NA	Water	3005A	
MB 410-114609/1-A	Method Blank	Total Recoverable	Water	3005A	
LCS 410-114609/2-A	Lab Control Sample	Total Recoverable	Water	3005A	

Analysis Batch: 115490

Lab Sample ID	Client Sample ID	Prep Type	Matrix	Method	Prep Batch
410-34809-3	GW055-212	Total/NA	Water	6020A	114609
410-34809-4	GW057-212	Total/NA	Water	6020A	114609
410-34809-8	GW225-612	Total/NA	Water	6020A	114609
410-34809-11	GW226-212	Total/NA	Water	6020A	114609
410-34809-12	GW227-212	Total/NA	Water	6020A	114609
410-34809-14	GW041-212	Total/NA	Water	6020A	114609
410-34809-15	GW042-212	Total/NA	Water	6020A	114609
410-34809-16	GW043-212	Total/NA	Water	6020A	114609
410-34809-20	GW248-452-612	Total/NA	Water	6020A	114609
MB 410-114609/1-A	Method Blank	Total Recoverable	Water	6020A	114609
LCS 410-114609/2-A	Lab Control Sample	Total Recoverable	Water	6020A	114609

Analysis Batch: 115494

Lab Sample ID	Client Sample ID	Prep Type	Matrix	Method	Prep Batch
410-34809-2	GW241-428-212	Total Recoverable	Water	6010C	111929
410-34809-6	GW058-212	Total Recoverable	Water	6010C	111929
410-34809-7	GW225-212	Total Recoverable	Water	6010C	111929
410-34809-19	GW248-452-212	Total Recoverable	Water	6010C	111929
MB 410-111929/1-A	Method Blank	Total Recoverable	Water	6010C	111929
LCS 410-111929/2-A	Lab Control Sample	Total Recoverable	Water	6010C	111929

Analysis Batch: 116017

Lab Sample ID	Client Sample ID	Prep Type	Matrix	Method	Prep Batch
410-34809-3	GW055-212	Total Recoverable	Water	6010C	114609
410-34809-4	GW057-212	Total Recoverable	Water	6010C	114609
410-34809-8	GW225-612	Total Recoverable	Water	6010C	114609
MB 410-114609/1-A	Method Blank	Total Recoverable	Water	6010C	114609
LCS 410-114609/2-A	Lab Control Sample	Total Recoverable	Water	6010C	114609

Metals

Prep Batch: 116038

Lab Sample ID	Client Sample ID	Prep Type	Matrix	Method	Prep Batch
410-34809-10	GW025-212	Total Recoverable	Water	3005A	
MB 410-116038/1-A	Method Blank	Total Recoverable	Water	3005A	
LCS 410-116038/2-A	Lab Control Sample	Total Recoverable	Water	3005A	

Analysis Batch: 116045

Lab Sample ID	Client Sample ID	Prep Type	Matrix	Method	Prep Batch
410-34809-11	GW226-212	Total Recoverable	Water	6010C	111988
410-34809-12	GW227-212	Total Recoverable	Water	6010C	111988
410-34809-14	GW041-212	Total Recoverable	Water	6010C	111988
410-34809-15	GW042-212	Total Recoverable	Water	6010C	111988
410-34809-16	GW043-212	Total Recoverable	Water	6010C	111988
410-34809-18	ER212-01	Total Recoverable	Water	6010C	111988
410-34809-20	GW248-452-612	Total Recoverable	Water	6010C	111988
MB 410-111988/1-A	Method Blank	Total Recoverable	Water	6010C	111988
LCS 410-111988/2-A	Lab Control Sample	Total Recoverable	Water	6010C	111988

Analysis Batch: 116260

Lab Sample ID	Client Sample ID	Prep Type	Matrix	Method	Prep Batch
410-34809-18	ER212-01	Total Recoverable	Water	6010C	111988
MB 410-111988/1-A	Method Blank	Total Recoverable	Water	6010C	111988
LCS 410-111988/2-A	Lab Control Sample	Total Recoverable	Water	6010C	111988

Prep Batch: 116359

Lab Sample ID	Client Sample ID	Prep Type	Matrix	Method	Prep Batch
410-34809-10	GW025-212	Total/NA	Water	3005A	
MB 410-116359/1-A	Method Blank	Total Recoverable	Water	3005A	
LCS 410-116359/2-A	Lab Control Sample	Total Recoverable	Water	3005A	
LCSD 410-116359/3-A	Lab Control Sample Dup	Total Recoverable	Water	3005A	

Analysis Batch: 116822

Lab Sample ID	Client Sample ID	Prep Type	Matrix	Method	Prep Batch
410-34809-10	GW025-212	Total/NA	Water	6020A	116359
MB 410-116359/1-A	Method Blank	Total Recoverable	Water	6020A	116359
LCS 410-116359/2-A	Lab Control Sample	Total Recoverable	Water	6020A	116359
LCSD 410-116359/3-A	Lab Control Sample Dup	Total Recoverable	Water	6020A	116359

Analysis Batch: 116861

Lab Sample ID	Client Sample ID	Prep Type	Matrix	Method	Prep Batch
410-34809-10	GW025-212	Total Recoverable	Water	6010C	116038
MB 410-116038/1-A	Method Blank	Total Recoverable	Water	6010C	116038
LCS 410-116038/2-A	Lab Control Sample	Total Recoverable	Water	6010C	116038

General Chemistry

Analysis Batch: 112407

Lab Sample ID	Client Sample ID	Prep Type	Matrix	Method	Prep Batch
410-34809-2	GW241-428-212	Total/NA	Water	2320B-2011	
410-34809-3	GW055-212	Total/NA	Water	2320B-2011	
410-34809-4	GW057-212	Total/NA	Water	2320B-2011	
410-34809-6	GW058-212	Total/NA	Water	2320B-2011	
410-34809-7	GW225-212	Total/NA	Water	2320B-2011	

General Chemistry (Continued)

Analysis Batch: 112407 (Continued)

Lab Sample ID	Client Sample ID	Prep Type	Matrix	Method	Prep Batch
410-34809-8	GW225-612	Total/NA	Water	2320B-2011	
410-34809-10	GW025-212	Total/NA	Water	2320B-2011	
410-34809-11	GW226-212	Total/NA	Water	2320B-2011	
410-34809-12	GW227-212	Total/NA	Water	2320B-2011	
410-34809-14	GW041-212	Total/NA	Water	2320B-2011	
410-34809-15	GW042-212	Total/NA	Water	2320B-2011	
410-34809-16	GW043-212	Total/NA	Water	2320B-2011	
410-34809-19	GW248-452-212	Total/NA	Water	2320B-2011	
410-34809-20	GW248-452-612	Total/NA	Water	2320B-2011	
MB 410-112407/134	Method Blank	Total/NA	Water	2320B-2011	
LCS 410-112407/135	Lab Control Sample	Total/NA	Water	2320B-2011	
410-34809-10 MS	GW025-212	Total/NA	Water	2320B-2011	
410-34809-4 DU	GW057-212	Total/NA	Water	2320B-2011	
410-34809-10 DU	GW025-212	Total/NA	Water	2320B-2011	

Analysis Batch: 114486

Lab Sample ID	Client Sample ID	Prep Type	Matrix	Method	Prep Batch
410-34809-2	GW241-428-212	Total/NA	Water	353.2	
410-34809-3	GW055-212	Total/NA	Water	353.2	
410-34809-4	GW057-212	Total/NA	Water	353.2	
410-34809-6	GW058-212	Total/NA	Water	353.2	
410-34809-7	GW225-212	Total/NA	Water	353.2	
410-34809-8	GW225-612	Total/NA	Water	353.2	
410-34809-10	GW025-212	Total/NA	Water	353.2	
410-34809-11	GW226-212	Total/NA	Water	353.2	
410-34809-12	GW227-212	Total/NA	Water	353.2	
410-34809-14	GW041-212	Total/NA	Water	353.2	
410-34809-15	GW042-212	Total/NA	Water	353.2	
410-34809-16	GW043-212	Total/NA	Water	353.2	
410-34809-19	GW248-452-212	Total/NA	Water	353.2	
410-34809-20	GW248-452-612	Total/NA	Water	353.2	
MB 410-114486/20	Method Blank	Total/NA	Water	353.2	
MB 410-114486/50	Method Blank	Total/NA	Water	353.2	
LCS 410-114486/21	Lab Control Sample	Total/NA	Water	353.2	
LCS 410-114486/51	Lab Control Sample	Total/NA	Water	353.2	
410-34809-11 MS	GW226-212	Total/NA	Water	353.2	
410-34809-11 DU	GW226-212	Total/NA	Water	353.2	

Lab Chronicle

Client: EA Engineering, Science, and Technology
Project/Site: Kirtland AFB - GWM & IRM Op Mod

Job ID: 410-34809-1

Client Sample ID: TB212-13 — Lab Sample ID: 410-34809-1

Date Collected: 04/05/21 15:00 — **Matrix: Water**
Date Received: 04/06/21 13:26

Prep Type	Batch Type	Batch Method	Run	Dilution Factor	Batch Number	Prepared or Analyzed	Analyst	Lab
Total/NA	Prep	8011			113057	04/10/21 10:52	UKQ8	ELLE
Total/NA	Analysis	8011		1	113210	04/12/21 23:49	UAMZ	ELLE

Client Sample ID: GW241-428-212 — Lab Sample ID: 410-34809-2

Date Collected: 04/05/21 12:48 — **Matrix: Water**
Date Received: 04/06/21 13:26

Prep Type	Batch Type	Batch Method	Run	Dilution Factor	Batch Number	Prepared or Analyzed	Analyst	Lab
Total/NA	Prep	8011			113057	04/10/21 10:52	UKQ8	ELLE
Total/NA	Analysis	8011		1	113210	04/13/21 00:06	UAMZ	ELLE
Total/NA	Analysis	EPA 300.0 R2.1		5	112740	04/09/21 21:45	GJ35	ELLE
Total/NA	Analysis	EPA 300.0 R2.1		5	113045	04/10/21 13:01	GJ35	ELLE
Dissolved	Prep	Non-Digest Prep			111961	04/07/21 17:45	UJLA	ELLE
Dissolved	Analysis	6010C		1	112343	04/08/21 11:16	MDP5	ELLE
Total Recoverable	Prep	3005A			111988	04/07/21 18:32	JJT8	ELLE
Total Recoverable	Analysis	6010C		1	114508	04/14/21 10:56	MDP5	ELLE
Total Recoverable	Prep	3005A			111929	04/07/21 16:19	JJT8	ELLE
Total Recoverable	Analysis	6010C		1	115494	04/16/21 08:29	ULJC	ELLE
Total/NA	Prep	3005A			111929	04/07/21 16:19	JJT8	ELLE
Total/NA	Analysis	6020A		1	112531	04/08/21 16:38	UCIG	ELLE
Total/NA	Analysis	2320B-2011		1	112407	04/08/21 08:45	DI9Q	ELLE
Total/NA	Analysis	353.2		1	114486	04/14/21 10:29	MFV9	ELLE

Client Sample ID: GW055-212 — Lab Sample ID: 410-34809-3

Date Collected: 04/05/21 12:25 — **Matrix: Water**
Date Received: 04/06/21 13:26

Prep Type	Batch Type	Batch Method	Run	Dilution Factor	Batch Number	Prepared or Analyzed	Analyst	Lab
Total/NA	Prep	8011			113057	04/10/21 10:52	UKQ8	ELLE
Total/NA	Analysis	8011		1	113210	04/13/21 00:23	UAMZ	ELLE
Total/NA	Analysis	EPA 300.0 R2.1		5	112634	04/09/21 07:36	GJ35	ELLE
Total/NA	Analysis	EPA 300.0 R2.1		100	112634	04/09/21 07:54	GJ35	ELLE
Dissolved	Prep	Non-Digest Prep			111961	04/07/21 17:45	UJLA	ELLE
Dissolved	Analysis	6010C		1	112343	04/08/21 10:05	MDP5	ELLE
Total Recoverable	Prep	3005A			114609	04/14/21 16:22	JJT8	ELLE
Total Recoverable	Analysis	6010C		1	116017	04/18/21 19:12	WJM9	ELLE
Total Recoverable	Prep	3005A			111990	04/07/21 18:43	JJT8	ELLE
Total Recoverable	Analysis	6010C		1	114422	04/14/21 09:20	MDP5	ELLE
Total/NA	Prep	3005A			111992	04/07/21 18:48	JJT8	ELLE
Total/NA	Analysis	6020A		1	114037	04/12/21 15:31	S4PD	ELLE
Total/NA	Prep	3005A			114609	04/14/21 16:22	JJT8	ELLE
Total/NA	Analysis	6020A		1	115490	04/15/21 12:47	S8DY	ELLE
Total/NA	Analysis	2320B-2011		1	112407	04/08/21 08:19	DI9Q	ELLE
Total/NA	Analysis	353.2		1	114486	04/14/21 10:31	MFV9	ELLE

Client Sample ID: GW057-212 — Lab Sample ID: 410-34809-4

Date Collected: 04/05/21 12:00
Date Received: 04/06/21 13:26
Matrix: Water

Prep Type	Batch Type	Batch Method	Run	Dilution Factor	Batch Number	Prepared or Analyzed	Analyst	Lab
Total/NA	Prep	8011			113057	04/10/21 10:52	UKQ8	ELLE
Total/NA	Analysis	8011		1	113210	04/13/21 00:39	UAMZ	ELLE
Total/NA	Analysis	EPA 300.0 R2.1		5	112740	04/09/21 21:12	GJ35	ELLE
Total/NA	Analysis	EPA 300.0 R2.1		5	113045	04/10/21 12:44	GJ35	ELLE
Dissolved	Prep	Non-Digest Prep			111966	04/07/21 17:51	UJLA	ELLE
Dissolved	Analysis	6010C		1	112942	04/09/21 15:29	MDP5	ELLE
Total Recoverable	Prep	3005A			114609	04/14/21 16:22	JJT8	ELLE
Total Recoverable	Analysis	6010C		1	116017	04/18/21 19:21	WJM9	ELLE
Total Recoverable	Prep	3005A			111990	04/07/21 18:43	JJT8	ELLE
Total Recoverable	Analysis	6010C		1	114422	04/14/21 09:32	MDP5	ELLE
Total/NA	Prep	3005A			111992	04/07/21 18:48	JJT8	ELLE
Total/NA	Analysis	6020A		1	114037	04/12/21 15:41	S4PD	ELLE
Total/NA	Prep	3005A			114609	04/14/21 16:22	JJT8	ELLE
Total/NA	Analysis	6020A		1	115490	04/15/21 12:49	S8DY	ELLE
Total/NA	Analysis	2320B-2011		1	112407	04/08/21 07:14	DI9Q	ELLE
Total/NA	Analysis	353.2		1	114486	04/14/21 10:32	MFV9	ELLE

Client Sample ID: TB212-14 — Lab Sample ID: 410-34809-5

Date Collected: 04/05/21 15:00
Date Received: 04/06/21 13:26
Matrix: Water

Prep Type	Batch Type	Batch Method	Run	Dilution Factor	Batch Number	Prepared or Analyzed	Analyst	Lab
Total/NA	Prep	8011			113057	04/10/21 10:52	UKQ8	ELLE
Total/NA	Analysis	8011		1	113210	04/13/21 01:13	UAMZ	ELLE

Client Sample ID: GW058-212 — Lab Sample ID: 410-34809-6

Date Collected: 04/05/21 11:32
Date Received: 04/06/21 13:26
Matrix: Water

Prep Type	Batch Type	Batch Method	Run	Dilution Factor	Batch Number	Prepared or Analyzed	Analyst	Lab
Total/NA	Prep	8011			113057	04/10/21 10:52	UKQ8	ELLE
Total/NA	Analysis	8011		1	113210	04/13/21 01:30	UAMZ	ELLE
Total/NA	Analysis	EPA 300.0 R2.1		5	112634	04/09/21 15:09	GJ35	ELLE
Dissolved	Prep	Non-Digest Prep			111961	04/07/21 17:45	UJLA	ELLE
Dissolved	Analysis	6010C		1	112343	04/08/21 11:29	MDP5	ELLE
Total Recoverable	Prep	3005A			111988	04/07/21 18:32	JJT8	ELLE
Total Recoverable	Analysis	6010C		1	114508	04/14/21 10:44	MDP5	ELLE
Total Recoverable	Prep	3005A			111929	04/07/21 16:19	JJT8	ELLE
Total Recoverable	Analysis	6010C		1	115494	04/16/21 08:23	ULJC	ELLE
Total/NA	Prep	3005A			111929	04/07/21 16:19	JJT8	ELLE
Total/NA	Analysis	6020A		1	112531	04/08/21 16:34	UCIG	ELLE
Total/NA	Analysis	2320B-2011		1	112407	04/08/21 08:06	DI9Q	ELLE
Total/NA	Analysis	353.2		1	114486	04/14/21 10:34	MFV9	ELLE

Lab Chronicle

Client: EA Engineering, Science, and Technology
Project/Site: Kirtland AFB - GWM & IRM Op Mod

Job ID: 410-34809-1

Client Sample ID: GW225-212

Lab Sample ID: 410-34809-7
Date Collected: 04/05/21 09:55
Matrix: Water
Date Received: 04/06/21 13:26

Prep Type	Batch Type	Batch Method	Run	Dilution Factor	Batch Number	Prepared or Analyzed	Analyst	Lab
Total/NA	Prep	8011			113057	04/10/21 10:52	UKQ8	ELLE
Total/NA	Analysis	8011		1	113210	04/13/21 01:46	UAMZ	ELLE
Total/NA	Analysis	EPA 300.0 R2.1		10	112634	04/09/21 15:45	GJ35	ELLE
Dissolved	Prep	Non-Digest Prep			111966	04/07/21 17:51	UJLA	ELLE
Dissolved	Analysis	6010C		1	112942	04/09/21 15:15	MDP5	ELLE
Total Recoverable	Prep	3005A			111988	04/07/21 18:32	JJT8	ELLE
Total Recoverable	Analysis	6010C		1	114508	04/14/21 10:41	MDP5	ELLE
Total Recoverable	Prep	3005A			111929	04/07/21 16:19	JJT8	ELLE
Total Recoverable	Analysis	6010C		1	115494	04/16/21 08:13	ULJC	ELLE
Total/NA	Prep	3005A			111929	04/07/21 16:19	JJT8	ELLE
Total/NA	Analysis	6020A		1	112531	04/08/21 16:28	UCIG	ELLE
Total/NA	Analysis	2320B-2011		1	112407	04/08/21 07:43	DI9Q	ELLE
Total/NA	Analysis	353.2		1	114486	04/14/21 10:36	MFV9	ELLE

Client Sample ID: GW225-612

Lab Sample ID: 410-34809-8
Date Collected: 04/05/21 09:55
Matrix: Water
Date Received: 04/06/21 13:26

Prep Type	Batch Type	Batch Method	Run	Dilution Factor	Batch Number	Prepared or Analyzed	Analyst	Lab
Total/NA	Prep	8011			113057	04/10/21 10:52	UKQ8	ELLE
Total/NA	Analysis	8011		1	113210	04/13/21 02:03	UAMZ	ELLE
Total/NA	Analysis	EPA 300.0 R2.1		5	112634	04/09/21 11:50	GJ35	ELLE
Total/NA	Analysis	EPA 300.0 R2.1		100	112634	04/09/21 12:08	GJ35	ELLE
Dissolved	Prep	Non-Digest Prep			111959	04/07/21 17:36	UJLA	ELLE
Dissolved	Analysis	6010C		1	112967	04/09/21 18:14	MDP5	ELLE
Total Recoverable	Prep	3005A			114609	04/14/21 16:22	JJT8	ELLE
Total Recoverable	Analysis	6010C		1	116017	04/18/21 19:24	WJM9	ELLE
Total Recoverable	Prep	3005A			111990	04/07/21 18:43	JJT8	ELLE
Total Recoverable	Analysis	6010C		1	114422	04/14/21 09:23	MDP5	ELLE
Total/NA	Prep	3005A			111992	04/07/21 18:48	JJT8	ELLE
Total/NA	Analysis	6020A		1	114037	04/12/21 15:19	S4PD	ELLE
Total/NA	Prep	3005A			114609	04/14/21 16:22	JJT8	ELLE
Total/NA	Analysis	6020A		1	115490	04/15/21 12:51	S8DY	ELLE
Total/NA	Analysis	2320B-2011		1	112407	04/08/21 07:28	DI9Q	ELLE
Total/NA	Analysis	353.2		1	114486	04/14/21 10:42	MFV9	ELLE

Client Sample ID: TB212-15

Lab Sample ID: 410-34809-9
Date Collected: 04/05/21 15:00
Matrix: Water
Date Received: 04/06/21 13:26

Prep Type	Batch Type	Batch Method	Run	Dilution Factor	Batch Number	Prepared or Analyzed	Analyst	Lab
Total/NA	Prep	8011			113057	04/10/21 10:52	UKQ8	ELLE
Total/NA	Analysis	8011		1	113210	04/13/21 02:20	UAMZ	ELLE

Lab Chronicle

Client: EA Engineering, Science, and Technology
Project/Site: Kirtland AFB - GWM & IRM Op Mod

Job ID: 410-34809-1

Client Sample ID: GW025-212

Lab Sample ID: 410-34809-10

Date Collected: 04/05/21 08:05

Matrix: Water

Date Received: 04/06/21 13:26

Prep Type	Batch Type	Batch Method	Run	Dilution Factor	Batch Number	Prepared or Analyzed	Analyst	Lab
Total/NA	Prep	8011			113057	04/10/21 10:52	UKQ8	ELLE
Total/NA	Analysis	8011		1	113210	04/13/21 02:37	UAMZ	ELLE
Total/NA	Analysis	EPA 300.0 R2.1		10	112634	04/09/21 12:26	GJ35	ELLE
Dissolved	Prep	Non-Digest Prep			111961	04/07/21 17:45	UJLA	ELLE
Dissolved	Analysis	6010C		1	112343	04/08/21 10:36	MDP5	ELLE
Total Recoverable	Prep	3005A			116038	04/19/21 02:55	UJL8	ELLE
Total Recoverable	Analysis	6010C		1	116861	04/20/21 12:51	WJM9	ELLE
Total Recoverable	Prep	3005A			111990	04/07/21 18:43	JJT8	ELLE
Total Recoverable	Analysis	6010C		1	114422	04/14/21 09:02	MDP5	ELLE
Total/NA	Prep	3005A			111992	04/07/21 18:48	JJT8	ELLE
Total/NA	Analysis	6020A		1	114037	04/12/21 15:17	S4PD	ELLE
Total/NA	Prep	3005A			116359	04/19/21 15:01	UJLA	ELLE
Total/NA	Analysis	6020A		1	116822	04/20/21 12:24	S8DY	ELLE
Total/NA	Analysis	2320B-2011		1	112407	04/08/21 06:54	DI9Q	ELLE
Total/NA	Analysis	353.2		1	114486	04/14/21 10:43	MFV9	ELLE

Client Sample ID: GW226-212

Lab Sample ID: 410-34809-11

Date Collected: 04/05/21 10:33

Matrix: Water

Date Received: 04/06/21 13:26

Prep Type	Batch Type	Batch Method	Run	Dilution Factor	Batch Number	Prepared or Analyzed	Analyst	Lab
Total/NA	Prep	8011			113057	04/10/21 10:52	UKQ8	ELLE
Total/NA	Analysis	8011		1	113210	04/13/21 02:53	UAMZ	ELLE
Total/NA	Analysis	EPA 300.0 R2.1		5	112634	04/09/21 13:38	GJ35	ELLE
Total/NA	Analysis	EPA 300.0 R2.1		50	112634	04/09/21 13:56	GJ35	ELLE
Dissolved	Prep	Non-Digest Prep			111959	04/07/21 17:36	UJLA	ELLE
Dissolved	Analysis	6010C		1	112967	04/09/21 18:11	MDP5	ELLE
Total Recoverable	Prep	3005A			111988	04/07/21 18:40	JJT8	ELLE
Total Recoverable	Analysis	6010C		1	114508	04/14/21 11:36	MDP5	ELLE
Total Recoverable	Prep	3005A			111988	04/07/21 18:40	JJT8	ELLE
Total Recoverable	Analysis	6010C		1	116045	04/18/21 20:09	WJM9	ELLE
Total/NA	Prep	3005A			111992	04/07/21 18:48	JJT8	ELLE
Total/NA	Analysis	6020A		1	114037	04/12/21 15:33	S4PD	ELLE
Total/NA	Prep	3005A			114609	04/14/21 16:22	JJT8	ELLE
Total/NA	Analysis	6020A		1	115490	04/15/21 12:53	S8DY	ELLE
Total/NA	Analysis	2320B-2011		1	112407	04/08/21 08:32	DI9Q	ELLE
Total/NA	Analysis	353.2		1	114486	04/14/21 08:55	MFV9	ELLE

Lab Chronicle

Client: EA Engineering, Science, and Technology
Project/Site: Kirtland AFB - GWM & IRM Op Mod

Job ID: 410-34809-1

Client Sample ID: GW227-212
Date Collected: 04/05/21 10:55
Date Received: 04/06/21 13:26

Lab Sample ID: 410-34809-12
Matrix: Water

Prep Type	Batch Type	Batch Method	Run	Dilution Factor	Batch Number	Prepared or Analyzed	Analyst	Lab
Total/NA	Prep	8011			113057	04/10/21 10:52	UKQ8	ELLE
Total/NA	Analysis	8011		1	113210	04/13/21 03:10	UAMZ	ELLE
Total/NA	Analysis	EPA 300.0 R2.1		10	112634	04/09/21 16:57	GJ35	ELLE
Dissolved	Prep	Non-Digest Prep			111961	04/07/21 17:45	UJLA	ELLE
Dissolved	Analysis	6010C		1	112343	04/08/21 10:39	MDP5	ELLE
Total Recoverable	Prep	3005A			111988	04/07/21 18:40	JJT8	ELLE
Total Recoverable	Analysis	6010C		1	114508	04/14/21 11:45	MDP5	ELLE
Total Recoverable	Prep	3005A			111988	04/07/21 18:40	JJT8	ELLE
Total Recoverable	Analysis	6010C		1	116045	04/18/21 20:19	WJM9	ELLE
Total/NA	Prep	3005A			111992	04/07/21 18:48	JJT8	ELLE
Total/NA	Analysis	6020A		1	114037	04/12/21 15:39	S4PD	ELLE
Total/NA	Prep	3005A			114609	04/14/21 16:22	JJT8	ELLE
Total/NA	Analysis	6020A		1	115490	04/15/21 12:55	S8DY	ELLE
Total/NA	Analysis	2320B-2011		1	112407	04/08/21 08:12	DI9Q	ELLE
Total/NA	Analysis	353.2		1	114486	04/14/21 09:01	MFV9	ELLE

Client Sample ID: TB212-16
Date Collected: 04/05/21 15:00
Date Received: 04/06/21 13:26

Lab Sample ID: 410-34809-13
Matrix: Water

Prep Type	Batch Type	Batch Method	Run	Dilution Factor	Batch Number	Prepared or Analyzed	Analyst	Lab
Total/NA	Prep	8011			113057	04/10/21 10:52	UKQ8	ELLE
Total/NA	Analysis	8011		1	113210	04/13/21 03:27	UAMZ	ELLE

Client Sample ID: GW041-212
Date Collected: 04/05/21 08:42
Date Received: 04/06/21 13:26

Lab Sample ID: 410-34809-14
Matrix: Water

Prep Type	Batch Type	Batch Method	Run	Dilution Factor	Batch Number	Prepared or Analyzed	Analyst	Lab
Total/NA	Prep	8011			113057	04/10/21 10:52	UKQ8	ELLE
Total/NA	Analysis	8011		1	113210	04/13/21 03:44	UAMZ	ELLE
Total/NA	Analysis	EPA 300.0 R2.1		10	112634	04/09/21 17:33	GJ35	ELLE
Dissolved	Prep	Non-Digest Prep			111966	04/07/21 17:51	UJLA	ELLE
Dissolved	Analysis	6010C		1	112942	04/09/21 15:19	MDP5	ELLE
Total Recoverable	Prep	3005A			111988	04/07/21 18:32	JJT8	ELLE
Total Recoverable	Analysis	6010C		1	114508	04/14/21 11:30	MDP5	ELLE
Total Recoverable	Prep	3005A			111988	04/07/21 18:32	JJT8	ELLE
Total Recoverable	Analysis	6010C		1	116045	04/18/21 20:03	WJM9	ELLE
Total/NA	Prep	3005A			111992	04/07/21 18:48	JJT8	ELLE
Total/NA	Analysis	6020A		1	114037	04/12/21 15:21	S4PD	ELLE
Total/NA	Prep	3005A			114609	04/14/21 16:22	JJT8	ELLE
Total/NA	Analysis	6020A		1	115490	04/15/21 12:57	S8DY	ELLE
Total/NA	Analysis	2320B-2011		1	112407	04/08/21 07:35	DI9Q	ELLE
Total/NA	Analysis	353.2		1	114486	04/14/21 09:02	MFV9	ELLE

Lab Chronicle

Client: EA Engineering, Science, and Technology
Project/Site: Kirtland AFB - GWM & IRM Op Mod

Job ID: 410-34809-1

Client Sample ID: GW042-212

Lab Sample ID: 410-34809-15

Date Collected: 04/05/21 09:23
Matrix: Water
Date Received: 04/06/21 13:26

Prep Type	Batch Type	Batch Method	Run	Dilution Factor	Batch Number	Prepared or Analyzed	Analyst	Lab
Total/NA	Prep	8011			113057	04/10/21 10:52	UKQ8	ELLE
Total/NA	Analysis	8011		1	113210	04/13/21 04:17	UAMZ	ELLE
Total/NA	Analysis	EPA 300.0 R2.1		5	112634	04/09/21 10:01	GJ35	ELLE
Total/NA	Analysis	EPA 300.0 R2.1		200	112634	04/09/21 10:19	GJ35	ELLE
Dissolved	Prep	Non-Digest Prep			111959	04/07/21 17:36	UJLA	ELLE
Dissolved	Analysis	6010C		1	112967	04/09/21 18:07	MDP5	ELLE
Total Recoverable	Prep	3005A			111988	04/07/21 18:40	JJT8	ELLE
Total Recoverable	Analysis	6010C		1	114508	04/14/21 11:42	MDP5	ELLE
Total Recoverable	Prep	3005A			111988	04/07/21 18:40	JJT8	ELLE
Total Recoverable	Analysis	6010C		1	116045	04/18/21 20:16	WJM9	ELLE
Total/NA	Prep	3005A			111992	04/07/21 18:48	JJT8	ELLE
Total/NA	Analysis	6020A		1	114037	04/12/21 15:35	S4PD	ELLE
Total/NA	Prep	3005A			114609	04/14/21 16:22	JJT8	ELLE
Total/NA	Analysis	6020A		1	115490	04/15/21 12:59	S8DY	ELLE
Total/NA	Analysis	2320B-2011		1	112407	04/08/21 08:52	DI9Q	ELLE
Total/NA	Analysis	353.2		1	114486	04/14/21 09:04	MFV9	ELLE

Client Sample ID: GW043-212

Lab Sample ID: 410-34809-16

Date Collected: 04/05/21 09:02
Matrix: Water
Date Received: 04/06/21 13:26

Prep Type	Batch Type	Batch Method	Run	Dilution Factor	Batch Number	Prepared or Analyzed	Analyst	Lab
Total/NA	Prep	8011			113057	04/10/21 10:52	UKQ8	ELLE
Total/NA	Analysis	8011		1	113210	04/13/21 04:34	UAMZ	ELLE
Total/NA	Analysis	EPA 300.0 R2.1		5	112634	04/09/21 10:37	GJ35	ELLE
Total/NA	Analysis	EPA 300.0 R2.1		50	112634	04/09/21 10:55	GJ35	ELLE
Dissolved	Prep	Non-Digest Prep			111961	04/07/21 17:45	UJLA	ELLE
Dissolved	Analysis	6010C		1	112343	04/08/21 10:23	MDP5	ELLE
Total Recoverable	Prep	3005A			111988	04/07/21 18:40	JJT8	ELLE
Total Recoverable	Analysis	6010C		1	114508	04/14/21 11:49	MDP5	ELLE
Total Recoverable	Prep	3005A			111988	04/07/21 18:40	JJT8	ELLE
Total Recoverable	Analysis	6010C		1	116045	04/18/21 20:22	WJM9	ELLE
Total/NA	Prep	3005A			111992	04/07/21 18:48	JJT8	ELLE
Total/NA	Analysis	6020A		1	114037	04/12/21 15:37	S4PD	ELLE
Total/NA	Prep	3005A			114609	04/14/21 16:22	JJT8	ELLE
Total/NA	Analysis	6020A		1	115490	04/15/21 13:01	S8DY	ELLE
Total/NA	Analysis	2320B-2011		1	112407	04/08/21 08:38	DI9Q	ELLE
Total/NA	Analysis	353.2		1	114486	04/14/21 09:06	MFV9	ELLE

Lab Chronicle

Client: EA Engineering, Science, and Technology
Project/Site: Kirtland AFB - GWM & IRM Op Mod

Job ID: 410-34809-1

Client Sample ID: TB212-17
Date Collected: 04/05/21 15:00
Date Received: 04/06/21 13:26

Lab Sample ID: 410-34809-17
Matrix: Water

Prep Type	Batch Type	Batch Method	Run	Dilution Factor	Batch Number	Prepared or Analyzed	Analyst	Lab
Total/NA	Analysis	8260C DOD		1	113274	04/12/21 13:30	LCW8	ELLE
Total/NA	Analysis	8015D GRO		1	113366	04/12/21 14:46	JJT8	ELLE
Total/NA	Prep	8011			113057	04/10/21 10:52	UKQ8	ELLE
Total/NA	Analysis	8011		1	113210	04/13/21 04:51	UAMZ	ELLE

Client Sample ID: ER212-01
Date Collected: 04/05/21 08:27
Date Received: 04/06/21 13:26

Lab Sample ID: 410-34809-18
Matrix: Water

Prep Type	Batch Type	Batch Method	Run	Dilution Factor	Batch Number	Prepared or Analyzed	Analyst	Lab
Total/NA	Analysis	8260C DOD		1	113274	04/12/21 13:52	LCW8	ELLE
Total/NA	Analysis	8015D GRO		1	113366	04/12/21 15:10	JJT8	ELLE
Total/NA	Prep	8011			113057	04/10/21 10:52	UKQ8	ELLE
Total/NA	Analysis	8011		1	113210	04/13/21 05:07	UAMZ	ELLE
Total/NA	Prep	3510C			113119	04/11/21 10:28	DN9W	ELLE
Total/NA	Analysis	8015D DRO		1	113303	04/12/21 12:38	UHEW	ELLE
Total Recoverable	Prep	3005A			111988	04/07/21 18:32	JJT8	ELLE
Total Recoverable	Analysis	6010C		1	116260	04/19/21 11:40	WJM9	ELLE
Total Recoverable	Prep	3005A			111988	04/07/21 18:32	JJT8	ELLE
Total Recoverable	Analysis	6010C		1	114508	04/14/21 11:33	MDP5	ELLE
Total Recoverable	Prep	3005A			111988	04/07/21 18:32	JJT8	ELLE
Total Recoverable	Analysis	6010C		1	116045	04/18/21 20:06	WJM9	ELLE
Total/NA	Prep	3005A			111992	04/07/21 18:48	JJT8	ELLE
Total/NA	Analysis	6020A		1	114037	04/12/21 14:55	S4PD	ELLE

Client Sample ID: GW248-452-212
Date Collected: 04/05/21 11:05
Date Received: 04/06/21 13:26

Lab Sample ID: 410-34809-19
Matrix: Water

Prep Type	Batch Type	Batch Method	Run	Dilution Factor	Batch Number	Prepared or Analyzed	Analyst	Lab
Total/NA	Analysis	8260C DOD		1	113274	04/12/21 17:10	LCW8	ELLE
Total/NA	Analysis	8015D GRO		1	113366	04/12/21 16:21	JJT8	ELLE
Total/NA	Prep	8011			113057	04/10/21 10:52	UKQ8	ELLE
Total/NA	Analysis	8011		1	113210	04/13/21 05:24	UAMZ	ELLE
Total/NA	Prep	3510C			113119	04/11/21 10:28	DN9W	ELLE
Total/NA	Analysis	8015D DRO		1	113303	04/12/21 13:01	UHEW	ELLE
Total/NA	Analysis	EPA 300.0 R2.1		5	112634	04/09/21 11:13	GJ35	ELLE
Dissolved	Prep	Non-Digest Prep			111961	04/07/21 17:45	UJLA	ELLE
Dissolved	Analysis	6010C		1	112343	04/08/21 11:26	MDP5	ELLE
Total Recoverable	Prep	3005A			111988	04/07/21 18:32	JJT8	ELLE
Total Recoverable	Analysis	6010C		1	114508	04/14/21 10:53	MDP5	ELLE
Total Recoverable	Prep	3005A			111929	04/07/21 16:19	JJT8	ELLE
Total Recoverable	Analysis	6010C		1	115494	04/16/21 08:26	ULJC	ELLE

Lab Chronicle

Client: EA Engineering, Science, and Technology
Project/Site: Kirtland AFB - GWM & IRM Op Mod

Job ID: 410-34809-1

Client Sample ID: GW248-452-212

Lab Sample ID: 410-34809-19

Date Collected: 04/05/21 11:05
Matrix: Water
Date Received: 04/06/21 13:26

Prep Type	Batch Type	Batch Method	Run	Dilution Factor	Batch Number	Prepared or Analyzed	Analyst	Lab
Total/NA	Prep	3005A			111929	04/07/21 16:19	JJT8	ELLE
Total/NA	Analysis	6020A		1	112531	04/08/21 16:36	UCIG	ELLE
Total/NA	Analysis	2320B-2011		1	112407	04/08/21 08:25	DI9Q	ELLE
Total/NA	Analysis	353.2		1	114486	04/14/21 09:08	MFV9	ELLE

Client Sample ID: GW248-452-612

Lab Sample ID: 410-34809-20

Date Collected: 04/05/21 11:05
Matrix: Water
Date Received: 04/06/21 13:26

Prep Type	Batch Type	Batch Method	Run	Dilution Factor	Batch Number	Prepared or Analyzed	Analyst	Lab
Total/NA	Analysis	8260C DOD		1	113274	04/12/21 17:32	LCW8	ELLE
Total/NA	Analysis	8015D GRO		1	113366	04/12/21 16:45	JJT8	ELLE
Total/NA	Prep	8011			113057	04/10/21 10:52	UKQ8	ELLE
Total/NA	Analysis	8011		1	113210	04/13/21 05:41	UAMZ	ELLE
Total/NA	Prep	3510C			113119	04/11/21 10:28	DN9W	ELLE
Total/NA	Analysis	8015D DRO		1	113303	04/12/21 13:24	UHEW	ELLE
Total/NA	Analysis	EPA 300.0 R2.1		5	112634	04/09/21 08:49	GJ35	ELLE
Dissolved	Prep	Non-Digest Prep			111961	04/07/21 17:45	UJLA	ELLE
Dissolved	Analysis	6010C		1	112343	04/08/21 11:32	MDP5	ELLE
Total Recoverable	Prep	3005A			111988	04/07/21 18:40	JJT8	ELLE
Total Recoverable	Analysis	6010C		1	114508	04/14/21 11:39	MDP5	ELLE
Total Recoverable	Prep	3005A			111988	04/07/21 18:40	JJT8	ELLE
Total Recoverable	Analysis	6010C		1	116045	04/18/21 20:12	WJM9	ELLE
Total/NA	Prep	3005A			111992	04/07/21 18:48	JJT8	ELLE
Total/NA	Analysis	6020A		1	114037	04/12/21 15:23	S4PD	ELLE
Total/NA	Prep	3005A			114609	04/14/21 16:22	JJT8	ELLE
Total/NA	Analysis	6020A		1	115490	04/15/21 13:03	S8DY	ELLE
Total/NA	Analysis	2320B-2011		1	112407	04/08/21 07:59	DI9Q	ELLE
Total/NA	Analysis	353.2		1	114486	04/14/21 09:13	MFV9	ELLE

Laboratory References:

ELLE = Eurofins Lancaster Laboratories Env, LLC, 2425 New Holland Pike, Lancaster, PA 17601, TEL (717)656-2300

Accreditation/Certification Summary

Client: EA Engineering, Science, and Technology
Project/Site: Kirtland AFB - GWM & IRM Op Mod

Job ID: 410-34809-1

Laboratory: Eurofins Lancaster Laboratories Env, LLC

The accreditations/certifications listed below are applicable to this report.

Authority	Program	Identification Number	Expiration Date
A2LA	Dept. of Defense ELAP	1.01	11-30-22

Method Summary

Client: EA Engineering, Science, and Technology
Project/Site: Kirtland AFB - GWM & IRM Op Mod

Job ID: 410-34809-1

Method	Method Description	Protocol	Laboratory
8260C DOD	Volatile Organic Compounds (GC/MS)	SW846	ELLE
8015D GRO	Gasoline Range Organics (GRO)	SW846	ELLE
8011	EDB, DBCP, and 1,2,3-TCP (GC)	SW846	ELLE
8015D DRO	Diesel Range Organics (DRO) (GC)	SW846	ELLE
EPA 300.0 R2.1	Anions, Ion Chromatography	EPA	ELLE
6010C	Metals (ICP)	SW846	ELLE
6020A	Metals (ICP/MS)	SW846	ELLE
2320B-2011	Alkalinity, Total	SM	ELLE
353.2	Nitrogen, Nitrate-Nitrite	MCAWW	ELLE
3005A	Preparation, Total Recoverable or Dissolved Metals	SW846	ELLE
3510C	Liquid-Liquid Extraction (Separatory Funnel)	SW846	ELLE
5030C	Purge and Trap	SW846	ELLE
8011	Microextraction	SW846	ELLE
Non-Digest Prep	Preparation, Non-Digested Aqueous Metals	EPA	ELLE

Protocol References:

EPA = US Environmental Protection Agency
MCAWW = "Methods For Chemical Analysis Of Water And Wastes", EPA-600/4-79-020, March 1983 And Subsequent Revisions.
SM = "Standard Methods For The Examination Of Water And Wastewater"
SW846 = "Test Methods For Evaluating Solid Waste, Physical/Chemical Methods", Third Edition, November 1986 And Its Updates.

Laboratory References:

ELLE = Eurofins Lancaster Laboratories Env, LLC, 2425 New Holland Pike, Lancaster, PA 17601, TEL (717)656-2300

Sample Summary

Client: EA Engineering, Science, and Technology
Project/Site: Kirtland AFB - GWM & IRM Op Mod

Job ID: 410-34809-1

Lab Sample ID	Client Sample ID	Matrix	Collected	Received	Asset ID
410-34809-1	TB212-13	Water	04/05/21 15:00	04/06/21 13:26	
410-34809-2	GW241-428-212	Water	04/05/21 12:48	04/06/21 13:26	
410-34809-3	GW055-212	Water	04/05/21 12:25	04/06/21 13:26	
410-34809-4	GW057-212	Water	04/05/21 12:00	04/06/21 13:26	
410-34809-5	TB212-14	Water	04/05/21 15:00	04/06/21 13:26	
410-34809-6	GW058-212	Water	04/05/21 11:32	04/06/21 13:26	
410-34809-7	GW225-212	Water	04/05/21 09:55	04/06/21 13:26	
410-34809-8	GW225-612	Water	04/05/21 09:55	04/06/21 13:26	
410-34809-9	TB212-15	Water	04/05/21 15:00	04/06/21 13:26	
410-34809-10	GW025-212	Water	04/05/21 08:05	04/06/21 13:26	
410-34809-11	GW226-212	Water	04/05/21 10:33	04/06/21 13:26	
410-34809-12	GW227-212	Water	04/05/21 10:55	04/06/21 13:26	
410-34809-13	TB212-16	Water	04/05/21 15:00	04/06/21 13:26	
410-34809-14	GW041-212	Water	04/05/21 08:42	04/06/21 13:26	
410-34809-15	GW042-212	Water	04/05/21 09:23	04/06/21 13:26	
410-34809-16	GW043-212	Water	04/05/21 09:02	04/06/21 13:26	
410-34809-17	TB212-17	Water	04/05/21 15:00	04/06/21 13:26	
410-34809-18	ER212-01	Water	04/05/21 08:27	04/06/21 13:26	
410-34809-19	GW248-452-212	Water	04/05/21 11:05	04/06/21 13:26	
410-34809-20	GW248-452-612	Water	04/05/21 11:05	04/06/21 13:26	

225 Schiling Circle Suite
400 Hunt Valley MD
Tel No: (410) 584-7000
Fax No. (410) 771-1625

CHAI RECORD

410-34809 Chain of Custody

COC NUMBER: COC-TB212-13

PROJECT NAME:	PROJECT NUMBER:	LABORATORY NAME AND CONTACT:	FAX AND MAIL REPORTS/EDD TO:	YEAR:
Kirtland AFB - GWM & IRM Op Mod	6360401	Eurofins Lancaster Laboratories 2425 New Holland Pike Lancaster PA 17601	Amanda Smith: asmith@eaest.com EA	2021
			FAX AND MAIL REPORTS/EDD TO: Pam Moss: pmoss@eaest.com EA	QUARTER: 2 (Apr-Jun)
PROJECT SITE AND PHASE: ST106/SS111		LAB PO NUMBER: 21295	LAB CONTACT: Darlene Bandy: darlene.bandy@eurofinset.com Eurofins 1-303-736-0188	

ANALYSIS REQUIRED (Specify number of bottles)

ITEM	SAMPLE IDENTIFIER	DATE COLLECTED	TIME COLLECTED	Total Number of Bottles	(8260C) VOCs	(8260C) BTEX	(8260C) BTEXN	(8011) EDB	(6020A/6010C)Total (As,Pb,Ca,K,Na,Mg)	(6010C) Dissolved Fe, Mn	(300.0) Chloride, bromide, sulfate	(353.2) Nitrate-Nitrite	(SM2320B) Alkalinity (Total, Carbonate, and Bicarbonate)	(SW8015M) TPH-DRO	(SW8015M) TPH-GRO	COMMENTS
1	TB212-13	4-5-2021	1500	2	—	~~2~~	—	2	—	—	—	—	—	—	—	—

Associated with: GW241-428-212
GW055-212
GW057-212

SAMPLER(S): D. Schmeelk

COURIER AND SHIPPING NUMBER: FedEx 8161 4708 5137

RELINQUISHED BY:	DATE	TIME	RECEIVED BY:	DATE	TIME
Printed Name and Signature:			Printed Name and Signature:		
D. Schmeelk	4-5-21	1900			
Printed Name and Signature:			Printed Name and Signature:		
Printed Name and Signature:			Printed Name and Signature:		
			Wesley Miller	4/6/21	1308

KHM

225 Schiling Circle Suite
400 Hunt Valley MD
Tel No: (410) 584-7000
Fax No. (410) 771-1625

CHAIN-OF-CUSTODY RECORD

COC NUMBER: COC-241-428-212

PROJECT NAME:	PROJECT NUMBER:	LABORATORY NAME AND CONTACT:	FAX AND MAIL REPORTS/EDD TO: Amanda Smith: asmith@eaest.com EA	YEAR: 2021
Kirtland AFB - GWM & IRM Op Mod	6360401	Eurofins Lancaster Laboratories 2425 New Holland Pike Lancaster PA 17601	FAX AND MAIL REPORTS/EDD TO: Pam Moss: pmoss@eaest.com EA	QUARTER: 2 (Apr-Jun)
PROJECT SITE AND PHASE: ST106/SS111		LAB PO NUMBER: 21295	LAB CONTACT: Darlene Bandy: darlene.bandy@eurofinset.com Eurofins 1-303-736-0188	

ANALYSIS REQUIRED (Specify number of bottles)

ITEM	SAMPLE IDENTIFIER	DATE COLLECTED	TIME COLLECTED	Total Number of Bottles	(8260C) VOCs	(8260C) BTEX	(8260C) BTEXN	(8011) EDB	(6020A/6010C)Total (As,Pb,Ca,K,Na,Mg)	(6010C) Dissolved Fe, Mn	(300.0) Chloride, bromide, sulfate	(353.2) Nitrate-Nitrite	(SM2320B) Alkalinity (Total, Carbonate, and Bicarbonate)	TPH-DRO	TPH-GRO	COMMENTS
1	GW241-428-212	MJ 4-5-2021	1248	7	—	—		2	1	1*	1	1	1	—	—	
							PW									

COMMENTS: *Dissolved Fe, Mn aliquot was field filtered

TB212- 13

SAMPLER(S): D. Schmeelk R. Witter

COURIER AND SHIPPING NUMBER: FedEx 8161 4708 5137

RELINQUISHED BY:	DATE	TIME	RECEIVED BY:	DATE	TIME
Printed Name and Signature:			Printed Name and Signature:		
Dylan Schmeelk	4-5-21	1900			
Printed Name and Signature:			Printed Name and Signature:		
Printed Name and Signature:			Printed Name and Signature:		
			Wesley Miller	4/6/21	1348

PEM

225 Schiling Circle Suite
400 Hunt Valley MD
Tel No: (410) 584-7000
Fax No. (410) 771-1625

CHAIN-OF-CUSTODY RECORD

COC NUMBER: COC-055-212

PROJECT NAME:	PROJECT NUMBER:	LABORATORY NAME AND CONTACT:	FAX AND MAIL REPORTS/EDD TO: Amanda Smith: asmith@eaest.com EA	YEAR: 2021
Kirtland AFB - GWM & IRM Op Mod	**6360401**	**Eurofins Lancaster Laboratories 2425 New Holland Pike Lancaster PA 17601**	FAX AND MAIL REPORTS/EDD TO: Pam Moss: pmoss@eaest.com EA	QUARTER: 2 (Apr-Jun)
PROJECT SITE AND PHASE: ST106/SS111		LAB PO NUMBER: 21295	LAB CONTACT: Darlene Bandy: darlene.bandy@eurofinset.com Eurofins 1-303-736-0188	

ANALYSIS REQUIRED (Specify number of bottles)

ITEM	SAMPLE IDENTIFIER	DATE COLLECTED	TIME COLLECTED	Total Number of Bottles	(8260C) VOCs	(8260C) BTEX	(8260C) BTEXN	(8011) EDB	(6020A/6010C)Total (As,Pb,Ca,K,Na,Mg)	(6010C) Dissolved Fe, Mn	(300.0) Chloride, bromide, sulfate	(353.2) Nitrate-Nitrite	(SM2320B) Alkalinity (Total, Carbonate, and Bicarbonate)	TPH-DRO	TPH-GRO	COMMENTS
1	GW055-212	4-5-2021	1225	7				2	1	1*	1	1	1			

COMMENTS: *Dissolved Fe, Mn aliquot was field filtered

TB212-13

SAMPLER(S): D Schmeelk R. Wittler

COURIER AND SHIPPING NUMBER: FedEx 8161 4708 5137

RELINQUISHED BY:	DATE	TIME	RECEIVED BY:	DATE	TIME
Printed Name and Signature:			Printed Name and Signature:		
Dylan Schmeelk	4-5-2021	1900			
Printed Name and Signature:			Printed Name and Signature:		
Printed Name and Signature:			Printed Name and Signature:		
			Wesley Miller	4/6/21	1318

225 Schiling Circle Suite
400 Hunt Valley MD
Tel No: (410) 584-7000
Fax No. (410) 771-1625

CHAIN-OF-CUSTODY RECORD

COC NUMBER: COC-057-212

PROJECT NAME:	PROJECT NUMBER:	LABORATORY NAME AND CONTACT:	FAX AND MAIL REPORTS/EDD TO:	YEAR: 2021
Kirtland AFB - GWM & IRM Op Mod	6360401	Eurofins Lancaster Laboratories 2425 New Holland Pike Lancaster PA 17601	FAX AND MAIL REPORTS/EDD TO: Pam Moss: pmoss@eaest.com EA	QUARTER: 2 (Apr-Jun)
PROJECT SITE AND PHASE: ST106/SS111		LAB PO NUMBER: 21295	LAB CONTACT: Darlene Bandy: darlene.bandy@eurofinset.com Eurofins 1-303-736-0188	

ANALYSIS REQUIRED (Specify number of bottles)

ITEM	SAMPLE IDENTIFIER	DATE COLLECTED	TIME COLLECTED	Total Number of Bottles	(8260C) VOCs	(8260C) BTEX	(8260C) BTEXN	(8011) EDB	(6020A/6010C)Total (As,Pb,Ca,K,Na,Mg)	(6010C) Dissolved Fe, Mn	(300.0) Chloride, bromide, sulfate	(353.2) Nitrate-Nitrite	(SM2320B) Alkalinity (Total, Carbonate, and Bicarbonate)	TPH-DRO	TPH-GRO	COMMENTS
1	GW057-212	4-5-2021	1200	7	—	—	—	2	1	1*	1	1	1	—	—	

COMMENTS: *Dissolved Fe, Mn aliquot was field filtered

TB212-13

SAMPLER(S): D Schmeelk R. Wittler

COURIER AND SHIPPING NUMBER: FedEx 8161 4708 5137

RELINQUISHED BY:	DATE	TIME	RECEIVED BY:	DATE	TIME
Printed Name and Signature: Dylan Schmeelk	4-5-21	1900	Printed Name and Signature:		
Printed Name and Signature:			Printed Name and Signature:		
Printed Name and Signature:			Printed Name and Signature: Wesley Miller	4/6/21	1328

PM

225 Schiling Circle Suite
400 Hunt Valley MD
Tel No: (410) 584-7000
Fax No. (410) 771-1625

CHAIN-OF-CUSTODY RECORD

COC NUMBER: COC-TB212-14

PROJECT NAME:	PROJECT NUMBER:	LABORATORY NAME AND CONTACT:	FAX AND MAIL REPORTS/EDD TO:	YEAR: 2021
Kirtland AFB - GWM & IRM Op Mod	6360401	Eurofins Lancaster Laboratories 2425 New Holland Pike Lancaster PA 17601	FAX AND MAIL REPORTS/EDD TO: Pam Moss: pmoss@eaest.com EA	QUARTER: 2 (Apr-Jun)
PROJECT SITE AND PHASE: ST106/SS111		LAB PO NUMBER: 21295	LAB CONTACT: Darlene Bandy: darlene.bandy@eurofinset.com Eurofins 1-303-736-0188	

ANALYSIS REQUIRED (Specify number of bottles)

ITEM	SAMPLE IDENTIFIER	DATE COLLECTED	TIME COLLECTED	Total Number of Bottles	(8260C) VOCs	(8260C) BTEX	(8260C) BTEXN	(8011) EDB	(6020A/6010C)Total (As,Pb,Ca,K,Na,Mg)	(6010C) Dissolved Fe, Mn	(300.0) Chloride, bromide, sulfate	(353.2) Nitrate-Nitrite	(SM2320B) Alkalinity (Total, Carbonate, and Bicarbonate)	(SW8015M) TPH-DRO	(SW8015M) TPH-GRO	COMMENTS
1	TB212-14	4-5-2021	1500	2		2	X	2								

Associated with: GW225-212
GW225-612
GW058-212

SAMPLER(S): D. Schweelk			COURIER AND SHIPPING NUMBER: FedEx 8161 4708 ~~5137~~ 4943		
RELINQUISHED BY:	DATE	TIME	RECEIVED BY:	DATE	TIME
Printed Name and Signature: D.Schweelk	4-5-2021	1900	Printed Name and Signature:		
Printed Name and Signature:			Printed Name and Signature:		
Printed Name and Signature:			Printed Name and Signature: Wesley Miller	4/6/21	1313

225 Schiling Circle Suite
400 Hunt Valley MD
Tel No: (410) 584-7000
Fax No. (410) 771-1625

CHAIN-OF-CUSTODY RECORD

COC NUMBER: COC-058-212

PROJECT NAME:	PROJECT NUMBER:	LABORATORY NAME AND CONTACT:	FAX AND MAIL REPORTS/EDD TO:	YEAR: 2021
Kirtland AFB - GWM & IRM Op Mod	**6360401**	**Eurofins Lancaster Laboratories 2425 New Holland Pike Lancaster PA 17601**	FAX AND MAIL REPORTS/EDD TO: Pam Moss: pmoss@eaest.com EA	QUARTER: 2 (Apr-Jun)
PROJECT SITE AND PHASE: ST106/SS111	LAB PO NUMBER: 21295		LAB CONTACT: Darlene Bandy: darlene.bandy@eurofinset.com Eurofins 1-303-736-0188	

ANALYSIS REQUIRED (Specify number of bottles)

ITEM	SAMPLE IDENTIFIER	DATE COLLECTED	TIME COLLECTED	Total Number of Bottles	(8260C) VOCs	(8260C) BTEX	(8260C) BTEXN	(8011) EDB	(6020A/6010C)Total (As,Pb,Ca,K,Na,Mg)	(6010C) Dissolved Fe, Mn	(300.0) Chloride, bromide, sulfate	(353.2) Nitrate-Nitrite	(SM2320B) Alkalinity (Total, Carbonate, and Bicarbonate)	TPH-DRO	TPH-GRO	COMMENTS
1	GW058-212	4-5-2021	1132	7	—	—	—	2	1	1*	1	1	1	—	—	

COMMENTS: *Dissolved Fe, Mn aliquot was field filtered

TB212- 14

SAMPLER(S): D. Schmeelk R. Wittler

COURIER AND SHIPPING NUMBER: FedEx 8161 4708 ~~5137~~ 4943

RELINQUISHED BY:	DATE	TIME	RECEIVED BY:	DATE	TIME
Printed Name and Signature: Dylan Schmeelk	4-5-21	1900	Printed Name and Signature:		
Printed Name and Signature:			Printed Name and Signature:		
Printed Name and Signature:			Printed Name and Signature: Wesley Miller	4/6/21	1313

PM

225 Schiling Circle Suite
400 Hunt Valley MD
Tel No: (410) 584-7000
Fax No. (410) 771-1625

CHAIN-OF-CUSTODY RECORD

COC NUMBER: COC-225-212

PROJECT NAME:	PROJECT NUMBER:	LABORATORY NAME AND CONTACT:	FAX AND MAIL REPORTS/EDD TO: Amanda Smith: asmith@eaest.com EA	YEAR: 2021
Kirtland AFB - GWM & IRM Op Mod	6360401	Eurofins Lancaster Laboratories 2425 New Holland Pike Lancaster PA 17601	FAX AND MAIL REPORTS/EDD TO: Pam Moss: pmoss@eaest.com EA	QUARTER: 2 (Apr-Jun)
PROJECT SITE AND PHASE: ST106/SS111		LAB PO NUMBER: 21295	LAB CONTACT: Darlene Bandy: darlene.bandy@eurofinset.com Eurofins 1-303-736-0188	

ANALYSIS REQUIRED (Specify number of bottles)

ITEM	SAMPLE IDENTIFIER	DATE COLLECTED	TIME COLLECTED	Total Number of Bottles	(8260C) VOCs	(8260C) BTEX	(8260C) BTEXN	(8011) EDB	(6020A/6010C)Total (As,Pb,Ca,K,Na,Mg)	(6010C) Dissolved Fe, Mn	(300.0) Chloride, bromide, sulfate	(353.2) Nitrate-Nitrite	(SM2320B) Alkalinity (Total, Carbonate, and Bicarbonate)	TPH-DRO	TPH-GRO	COMMENTS
1	GW225-212	4-5-2021	0955	7	—	—		2	1	1*	1	1	1	—	—	
2	GW225-612	4-5-2021	0955	7	—	—		2	1	1*	1	1	1	—	—	

COMMENTS: *Dissolved Fe, Mn aliquot was field filtered

TB212- 14

SAMPLER(S): D. Schmeelk R. Wittler

COURIER AND SHIPPING NUMBER: FedEx 8161 4708 4943

RELINQUISHED BY:	DATE	TIME	RECEIVED BY:	DATE	TIME
Printed Name and Signature: Dylan Schmeelk	4-5-21	1900	Printed Name and Signature:		
Printed Name and Signature:			Printed Name and Signature:		
Printed Name and Signature:			Printed Name and Signature: Wesley Miller	4/6/21	1313

4/20/2021

225 Schiling Circle Suite
400 Hunt Valley MD
Tel No: (410) 584-7000
Fax No. (410) 771-1625

CHAIN-OF-CUSTODY RECORD

COC NUMBER: COC-TB212-15

PROJECT NAME:	PROJECT NUMBER:	LABORATORY NAME AND CONTACT:	FAX AND MAIL REPORTS/EDD TO: Amanda Smith: asmith@eaest.com EA	YEAR: 2021
Kirtland AFB - GWM & IRM Op Mod	6360401	Eurofins Lancaster Laboratories 2425 New Holland Pike Lancaster PA 17601	FAX AND MAIL REPORTS/EDD TO: Pam Moss: pmoss@eaest.com EA	QUARTER: 2 (Apr-Jun)
PROJECT SITE AND PHASE: ST106/SS111		LAB PO NUMBER: 21295	LAB CONTACT: Darlene Bandy: darlene.bandy@eurofinset.com Eurofins 1-303-736-0188	

ANALYSIS REQUIRED (Specify number of bottles)

ITEM	SAMPLE IDENTIFIER	DATE COLLECTED	TIME COLLECTED	Total Number of Bottles	(8260C) VOCs	(8260C) BTEX	(8260C) BTEXN	(8011) EDB	(6020A/6010C)Total (As,Pb,Ca,K,Na,Mg)	(6010C) Dissolved Fe, Mn	(300.0) Chloride, bromide, sulfate	(353.2) Nitrate-Nitrite	(SM2320B) Alkalinity (Total, Carbonate, and Bicarbonate)	(SW8015M) TPH-DRO	(SW8015M) TPH-GRO	COMMENTS
1	TB212-15	4-5-2021	1500	2		~~2~~ 4		2								

Associated with: GW025-212
GW226-212
GW227-212

SAMPLER(S): D. Schmeelk

COURIER AND SHIPPING NUMBER: FedEx 8161 4708 4954

RELINQUISHED BY:	DATE	TIME	RECEIVED BY:	DATE	TIME
Printed Name and Signature: Dylan Schmeelk	4-5-2021	1900	Printed Name and Signature:		
Printed Name and Signature:			Printed Name and Signature:		
Printed Name and Signature:			Printed Name and Signature: Joshua Miller	4/6/21	1322

225 Schiling Circle Suite
400 Hunt Valley MD
Tel No: (410) 584-7000
Fax No. (410) 771-1625

CHAIN-OF-CUSTODY RECORD

COC NUMBER: COC-025-212

PROJECT NAME:	PROJECT NUMBER:	LABORATORY NAME AND CONTACT:	FAX AND MAIL REPORTS/EDD TO:	YEAR: 2021
Kirtland AFB - GWM & IRM Op Mod	**6360401**	**Eurofins Lancaster Laboratories 2425 New Holland Pike Lancaster PA 17601**	FAX AND MAIL REPORTS/EDD TO: Pam Moss: pmoss@eaest.com EA	QUARTER: 2 (Apr-Jun)
PROJECT SITE AND PHASE: ST106/SS111		LAB PO NUMBER: 21295	LAB CONTACT: Darlene Bandy: darlene.bandy@eurofinset.com Eurofins 1-303-736-0188	

ANALYSIS REQUIRED (Specify number of bottles)

ITEM	SAMPLE IDENTIFIER	DATE COLLECTED	TIME COLLECTED	Total Number of Bottles	(8260C) VOCs	(8260C) BTEX	(8260C) BTEXN	(8011) EDB	(6020A/6010C)Total (As,Pb,Ca,K,Na,Mg)	(6010C) Dissolved Fe, Mn	(300.0) Chloride, bromide, sulfate	(353.2) Nitrate-Nitrite	(SM2320B) Alkalinity (Total, Carbonate, and Bicarbonate)	TPH-DRO	TPH-GRO	COMMENTS
1	GW025-212	4-5-2021	0805	7	—	—	—	2	1	1*	1	1	1	—	—	

COMMENTS: *Dissolved Fe, Mn aliquot was field filtered

TB212- 15

SAMPLER(S): D. Schmeelk R. Wittler

COURIER AND SHIPPING NUMBER: FedEx 8161 4708 4954

RELINQUISHED BY:	DATE	TIME	RECEIVED BY:	DATE	TIME
Printed Name and Signature: Dylan Schmeelk	4-5-21	1900	Printed Name and Signature:		
Printed Name and Signature:			Printed Name and Signature:		
Printed Name and Signature:			Printed Name and Signature: Wesley Miller	4/6/21	1322

225 Schiling Circle Suite
400 Hunt Valley MD
Tel No: (410) 584-7000
Fax No. (410) 771-1625

CHAIN-OF-CUSTODY RECORD

COC NUMBER: COC-226-212

PROJECT NAME:	PROJECT NUMBER:	LABORATORY NAME AND CONTACT:	FAX AND MAIL REPORTS/EDD TO:	YEAR: 2021
Kirtland AFB - GWM & IRM Op Mod	6360401	Eurofins Lancaster Laboratories 2425 New Holland Pike Lancaster PA 17601	FAX AND MAIL REPORTS/EDD TO: Pam Moss: pmoss@eaest.com EA	QUARTER: 2 (Apr-Jun)
PROJECT SITE AND PHASE: ST106/SS111		LAB PO NUMBER: 21295	LAB CONTACT: Darlene Bandy: darlene.bandy@eurofinset.com Eurofins 1-303-736-0188	

FAX AND MAIL REPORTS/EDD TO: Amanda Smith: asmith@eaest.com EA

ANALYSIS REQUIRED (Specify number of bottles)

ITEM	SAMPLE IDENTIFIER	DATE COLLECTED	TIME COLLECTED	Total Number of Bottles	(8260C) VOCs	(8260C) BTEX	(8260C) BTEXN	(8011) EDB	(6020A/6010C)Total (As,Pb,Ca,K,Na,Mg)	(6010C) Dissolved Fe, Mn	(300.0) Chloride, bromide, sulfate	(353.2) Nitrate-Nitrite	(SM2320B) Alkalinity (Total, Carbonate, and Bicarbonate)	TPH-DRO	TPH-GRO	COMMENTS
1	GW226-212	4-5-2021	1033	7	—	—	—	2	1	1*	1	1	1	—	—	

COMMENTS: *Dissolved Fe, Mn aliquot was field filtered

TB212- 15

SAMPLER(S): D Schmeelk R. Witter

COURIER AND SHIPPING NUMBER: FedEx 8161 4708 4954

RELINQUISHED BY:	DATE	TIME	RECEIVED BY:	DATE	TIME
Printed Name and Signature:			Printed Name and Signature:		
Dylan Schmeelk	4-5-21	1900			
Printed Name and Signature:			Printed Name and Signature:		
Printed Name and Signature:			Printed Name and Signature:		
			Wesley Miller	4/6/21	1322

225 Schiling Circle Suite
400 Hunt Valley MD
Tel No: (410) 584-7000
Fax No. (410) 771-1625

CHAIN-OF-CUSTODY RECORD

COC NUMBER: COC-227-212

PROJECT NAME:	PROJECT NUMBER:	LABORATORY NAME AND CONTACT:	FAX AND MAIL REPORTS/EDD TO: Amanda Smith: asmith@eaest.com EA	YEAR: 2021
Kirtland AFB - GWM & IRM Op Mod	**6360401**	**Eurofins Lancaster Laboratories 2425 New Holland Pike Lancaster PA 17601**	FAX AND MAIL REPORTS/EDD TO: Pam Moss: pmoss@eaest.com EA	QUARTER: 2 (Apr-Jun)
PROJECT SITE AND PHASE: ST106/SS111		LAB PO NUMBER: 21295	LAB CONTACT: Darlene Bandy: darlene.bandy@eurofinset.com Eurofins 1-303-736-0188	

ANALYSIS REQUIRED (Specify number of bottles)

ITEM	SAMPLE IDENTIFIER	DATE COLLECTED	TIME COLLECTED	Total Number of Bottles	(8260C) VOCs	(8260C) BTEX	(8260C) BTEXN	(8011) EDB	(6020A/6010C)Total (As,Pb,Ca,K,Na,Mg)	(6010C) Dissolved Fe, Mn	(300.0) Chloride, bromide, sulfate	(353.2) Nitrate-Nitrite	(SM2320B) Alkalinity (Total, Carbonate, and Bicarbonate)	TPH-DRO	TPH-GRO	COMMENTS
1	GW227-212	4-5-2021	1055	7				2	1	1*	1	1	1			

COMMENTS: *Dissolved Fe, Mn aliquot was field filtered

TB212- 15

SAMPLER(S): R. Witter D. Schmeck

COURIER AND SHIPPING NUMBER: FedEx 8161 4708 4954

RELINQUISHED BY:	DATE	TIME	RECEIVED BY:	DATE	TIME
Printed Name and Signature:			Printed Name and Signature:		
Dylan Schmeck	4-5-21	1900			
Printed Name and Signature:			Printed Name and Signature:		
Printed Name and Signature:			Printed Name and Signature:		
			Wesley Miller	4/6/21	1322

225 Schiling Circle Suite
400 Hunt Valley MD
Tel No: (410) 584-7000
Fax No. (410) 771-1625

CHAIN-OF-CUSTODY RECORD

COC NUMBER: COC-TB212-16

PROJECT NAME:	PROJECT NUMBER:	LABORATORY NAME AND CONTACT:	FAX AND MAIL REPORTS/EDD TO:	YEAR: 2021
Kirtland AFB - GWM & IRM Op Mod	**6360401**	**Eurofins Lancaster Laboratories 2425 New Holland Pike Lancaster PA 17601**	FAX AND MAIL REPORTS/EDD TO: Pam Moss: pmoss@eaest.com EA	QUARTER: 2 (Apr-Jun)
PROJECT SITE AND PHASE: ST106/SS111		LAB PO NUMBER: 21295	LAB CONTACT: Darlene Bandy: darlene.bandy@eurofinset.com Eurofins 1-303-736-0188	

ANALYSIS REQUIRED (Specify number of bottles)

ITEM	SAMPLE IDENTIFIER	DATE COLLECTED	TIME COLLECTED	Total Number of Bottles	(8260C) VOCs	(8260C) BTEX	(8260C) BTEXN	(8011) EDB	(6020A/6010C)Total (As,Pb,Ca,K,Na,Mg)	(6010C) Dissolved Fe, Mn	(300.0) Chloride, bromide, sulfate	(353.2) Nitrate-Nitrite	(SM2320B) Alkalinity (Total, Carbonate, and Bicarbonate)	(SW8015M) TPH-DRO	(SW8015M) TPH-GRO	COMMENTS
1	TB212-16	4-5-2021	1500	2				2								

Associated with: GW041-212
GW042-212
GW043-212

SAMPLER(S): D. Schmeelk

COURIER AND SHIPPING NUMBER: FedEx 8161 4708 4965

RELINQUISHED BY:	DATE	TIME	RECEIVED BY:	DATE	TIME
Printed Name and Signature:			Printed Name and Signature:		
Dylan Schmeelk	4-5-2021	1900			
Printed Name and Signature:			Printed Name and Signature:		
Printed Name and Signature:			Printed Name and Signature:		
			Wesley Miller	4/6/21	1324

225 Schiling Circle Suite
400 Hunt Valley MD
Tel No: (410) 584-7000
Fax No. (410) 771-1625

CHAIN-OF-CUSTODY RECORD

COC NUMBER: COC-041-212

PROJECT NAME:	PROJECT NUMBER:	LABORATORY NAME AND CONTACT:	FAX AND MAIL REPORTS/EDD TO:	YEAR: 2021
Kirtland AFB - GWM & IRM Op Mod	6360401	Eurofins Lancaster Laboratories 2425 New Holland Pike Lancaster PA 17601	FAX AND MAIL REPORTS/EDD TO: Pam Moss: pmoss@eaest.com EA	QUARTER: 2 (Apr-Jun)

Amanda Smith: asmith@eaest.com EA

PROJECT SITE AND PHASE: ST106/SS111

LAB PO NUMBER: 21295

LAB CONTACT: Darlene Bandy: darlene.bandy@eurofinset.com Eurofins 1-303-736-0188

ANALYSIS REQUIRED (Specify number of bottles)

ITEM	SAMPLE IDENTIFIER	DATE COLLECTED	TIME COLLECTED	Total Number of Bottles	(8260C) VOCs	(8260C) BTEX	(8260C) BTEXN	(8011) EDB	(6020A/6010C)Total (As,Pb,Ca,K,Na,Mg)	(6010C) Dissolved Fe, Mn	(300.0) Chloride, bromide, sulfate	(353.2) Nitrate-Nitrite	(SM2320B) Alkalinity (Total, Carbonate, and Bicarbonate)	TPH-DRO	TPH-GRO	COMMENTS
1	GW041-212	4-5-2021	0842	7	—	—	—	2	1	1*	1	1	1	—	—	

COMMENTS: *Dissolved Fe, Mn aliquot was field filtered

TB212- 16

SAMPLER(S): D. Schmeelk R. Wittler

COURIER AND SHIPPING NUMBER: FedEx 8161 4708 4965

RELINQUISHED BY:	DATE	TIME	RECEIVED BY:	DATE	TIME
Printed Name and Signature: Dylan Schmeelk	4-5-21	1900	Printed Name and Signature:		
Printed Name and Signature:			Printed Name and Signature:		
Printed Name and Signature:			Printed Name and Signature: Wesley Miller	4/6/21	1321

225 Schiling Circle Suite
400 Hunt Valley MD
Tel No: (410) 584-7000
Fax No. (410) 771-1625

CHAIN-OF-CUSTODY RECORD

COC NUMBER: COC-042-212

PROJECT NAME:	PROJECT NUMBER:	LABORATORY NAME AND CONTACT:	FAX AND MAIL REPORTS/EDD TO:	YEAR: 2021
Kirtland AFB - GWM & IRM Op Mod	6360401	Eurofins Lancaster Laboratories 2425 New Holland Pike Lancaster PA 17601	FAX AND MAIL REPORTS/EDD TO: Pam Moss: pmoss@eaest.com EA	QUARTER: 2 (Apr-Jun)
PROJECT SITE AND PHASE: ST106/SS111	LAB PO NUMBER: 21295		LAB CONTACT: Darlene Bandy: darlene.bandy@eurofinset.com Eurofins 1-303-736-0188	

ANALYSIS REQUIRED (Specify number of bottles)

ITEM	SAMPLE IDENTIFIER	DATE COLLECTED	TIME COLLECTED	Total Number of Bottles	(8260C) VOCs	(8260C) BTEX	(8260C) BTEXN	(8011) EDB	(6020A/6010C)Total (As,Pb,Ca,K,Na,Mg)	(6010C) Dissolved Fe, Mn	(300.0) Chloride, bromide, sulfate	(353.2) Nitrate-Nitrite	(SM2320B) Alkalinity (Total, Carbonate, and Bicarbonate)	TPH-DRO	TPH-GRO	COMMENTS
1	GW042-212	4-5-2021	0923	7	—	—	—	2	1	1*	1	1	1	—	—	

COMMENTS: *Dissolved Fe, Mn aliquot was field filtered

TB212-16

SAMPLER(S): D. Schmeelk R. Wittler

COURIER AND SHIPPING NUMBER: FedEx 8161 4708 4965

RELINQUISHED BY:	DATE	TIME	RECEIVED BY:	DATE	TIME
Printed Name and Signature: Dylan Schmeelk	4-5-21	1900	Printed Name and Signature:		
Printed Name and Signature:			Printed Name and Signature:		
Printed Name and Signature:			Printed Name and Signature: Wesley Miller	4/6/21	1324

225 Schiling Circle Suite
400 Hunt Valley MD
Tel No: (410) 584-7000
Fax No. (410) 771-1625

CHAIN-OF-CUSTODY RECORD

COC NUMBER: COC-043-212

PROJECT NAME:	PROJECT NUMBER:	LABORATORY NAME AND CONTACT:	FAX AND MAIL REPORTS/EDD TO: Amanda Smith: asmith@eaest.com EA	YEAR: 2021
Kirtland AFB - GWM & IRM Op Mod	6360401	Eurofins Lancaster Laboratories 2425 New Holland Pike Lancaster PA 17601	FAX AND MAIL REPORTS/EDD TO: Pam Moss: pmoss@eaest.com EA	QUARTER: 2 (Apr-Jun)
PROJECT SITE AND PHASE: ST106/SS111		LAB PO NUMBER: 21295	LAB CONTACT: Darlene Bandy: darlene.bandy@eurofinset.com Eurofins 1-303-736-0188	

ANALYSIS REQUIRED (Specify number of bottles)

ITEM	SAMPLE IDENTIFIER	DATE COLLECTED	TIME COLLECTED	Total Number of Bottles	(8260C) VOCs	(8260C) BTEX	(8260C) BTEXN	(8011) EDB	(6020A/6010C)Total (As,Pb,Ca,K,Na,Mg)	(6010C) Dissolved Fe, Mn	(300.0) Chloride, bromide, sulfate	(353.2) Nitrate-Nitrite	(SM2320B) Alkalinity (Total, Carbonate, and Bicarbonate)	TPH-DRO	TPH-GRO	COMMENTS
1	GW043-212	4-5-2021	0902	7	—	—	—	2	1	1*	1	1	1	—	—	

COMMENTS: *Dissolved Fe, Mn aliquot was field filtered

TB212-16

SAMPLER(S): D Schmeelk R. Wittler

COURIER AND SHIPPING NUMBER: FedEx 8161 4708 4965

RELINQUISHED BY:	DATE	TIME	RECEIVED BY:	DATE	TIME
Printed Name and Signature: Dylan Schmeelk	4-5-21	1900	Printed Name and Signature:		
Printed Name and Signature:			Printed Name and Signature:		
Printed Name and Signature:			Printed Name and Signature: Wesley Miller	4/6/4	1321

225 Schiling Circle Suite
400 Hunt Valley MD
Tel No: (410) 584-7000
Fax No. (410) 771-1625

CHAIN-OF-CUSTODY RECORD

COC NUMBER: COC-TB212-17

PROJECT NAME:	PROJECT NUMBER:	LABORATORY NAME AND CONTACT:	FAX AND MAIL REPORTS/EDD TO: Amanda Smith: asmith@eaest.com EA	YEAR: 2021
Kirtland AFB - GWM & IRM Op Mod	6360401	Eurofins Lancaster Laboratories 2425 New Holland Pike Lancaster PA 17601	FAX AND MAIL REPORTS/EDD TO: Pam Moss: pmoss@eaest.com EA	QUARTER: 2 (Apr-Jun)
PROJECT SITE AND PHASE: ST106/SS111		LAB PO NUMBER: 21295	LAB CONTACT: Darlene Bandy: darlene.bandy@eurofinset.com Eurofins 1-303-736-0188	

ANALYSIS REQUIRED (Specify number of bottles)

ITEM	SAMPLE IDENTIFIER	DATE COLLECTED	TIME COLLECTED	Total Number of Bottles	(8260C) VOCs	(8260C) BTEX	(8260C) BTEXN	(8011) EDB	(6020A/6010C)Total (As,Pb,Ca,K,Na,Mg)	(6010C) Dissolved Fe, Mn	(300.0) Chloride, bromide, sulfate	(353.2) Nitrate-Nitrite	(SM2320B) Alkalinity (Total, Carbonate, and Bicarbonate)	(SW8015M) TPH-DRO	(SW8015M) TPH-GRO	COMMENTS
1	TB212-17	4-5-2021	1500	6	2	~~2~~		2							2	

Associated with: GW 248-452-212
~~GW~~ ER212-01
~~GW~~ GW248-452-612

SAMPLER(S): D. Schmeelk

COURIER AND SHIPPING NUMBER: FedEx 8161 4708 4976

RELINQUISHED BY:	DATE	TIME	RECEIVED BY:	DATE	TIME
Printed Name and Signature:			Printed Name and Signature:		
Dylan Schmeelk	4-5-2021	1900			
Printed Name and Signature:			Printed Name and Signature:		
Printed Name and Signature:			Printed Name and Signature:		
			~~West~~ Wesley Miller	4/6/21	1326

GW 248
4/6/21

225 Schiling Circle Suite
400 Hunt Valley MD
Tel No: (410) 584-7000
Fax No. (410) 771-1625

CHAIN-OF-CUSTODY RECORD

COC NUMBER: COC-ER212-01

PROJECT NAME:	PROJECT NUMBER:	LABORATORY NAME AND CONTACT:	FAX AND MAIL REPORTS/EDD TO: Amanda Smith: asmith@eaest.com EA	YEAR: 2021
Kirtland AFB - GWM & IRM Op Mod	6360401	Eurofins Lancaster Laboratories 2425 New Holland Pike Lancaster PA 17601	FAX AND MAIL REPORTS/EDD TO: Pam Moss: pmoss@eaest.com EA	QUARTER: 2 (Apr-Jun)
PROJECT SITE AND PHASE: ST106/SS111		LAB PO NUMBER: 21295	LAB CONTACT: Darlene Bandy: darlene.bandy@eurofinset.com Eurofins 1-303-736-0188	

ANALYSIS REQUIRED (Specify number of bottles)

ITEM	SAMPLE IDENTIFIER	DATE COLLECTED	TIME COLLECTED	Total Number of Bottles	(8260C) VOCs	(8260C) BTEX	(8260C) BTEXN	(8011) EDB	(6020A/6010C)Total (As,Pb,Ca,K,Na,Mg)	(6010C) Dissolved Fe, Mn	(300.0) Chloride, bromide, sulfate	(353.2) Nitrate-Nitrite	(SM2320B) Alkalinity (Total, Carbonate, and Bicarbonate)	(SW8015M) TPH-DRO	(SW8015M) TPH-GRO	COMMENTS
1	ER212-01	04/05/2021	0827	11	3	—	—	2	1	—	—	—	—	2	3	—

Please add Fe and Mn to total metal analysis.

Associated with Well: KAFB-106248

Pump Serial Number: 1807B-919

TB212-17

SAMPLER(S): J. MESSENGER

COURIER AND SHIPPING NUMBER: FedEx 8161 4708 4976

RELINQUISHED BY:	DATE	TIME	RECEIVED BY:	DATE	TIME
Printed Name and Signature:			Printed Name and Signature:		
J. MESSENGER	04/05/21	1900			
Printed Name and Signature:			Printed Name and Signature:		
Printed Name and Signature:			Printed Name and Signature:		
			Joshua Miller	4/6/21	1326

225 Schiling Circle Suite
400 Hunt Valley MD
Tel No: (410) 584-7000
Fax No. (410) 771-1625

CHAIN-OF-CUSTODY RECORD

COC NUMBER: COC-248-452-212

PROJECT NAME:	PROJECT NUMBER:	LABORATORY NAME AND CONTACT:	FAX AND MAIL REPORTS/EDD TO: Amanda Smith: asmith@eaest.com EA	YEAR: 2021
Kirtland AFB - GWM & IRM Op Mod	6360401	Eurofins Lancaster Laboratories 2425 New Holland Pike Lancaster PA 17601	FAX AND MAIL REPORTS/EDD TO: Pam Moss: pmoss@eaest.com EA	QUARTER: 2 (Apr-Jun)
PROJECT SITE AND PHASE: ST106/SS111		LAB PO NUMBER: 21295	LAB CONTACT: Darlene Bandy: darlene.bandy@eurofinset.com Eurofins 1-303-736-0188	

ANALYSIS REQUIRED (Specify number of bottles)

ITEM	SAMPLE IDENTIFIER	DATE COLLECTED	TIME COLLECTED	Total Number of Bottles	(8260C) VOCs	(8260C) BTEX	(8260C) BTEXN	(8011) EDB	(6020A/6010C)Total (As,Pb,Ca,K,Na,Mg)	(6010C) Dissolved Fe, Mn	(300.0) Chloride, bromide, sulfate	(353.2) Nitrate-Nitrite	(SM2320B) Alkalinity (Total, Carbonate, and Bicarbonate)	(SW8015M) TPH-DRO	(SW8015M) TPH-GRO	COMMENTS
1	GW248-452-212	04/05/21	11:05	15	3	—	—	2	1	1*	1	1	1	2	3	
2	GW248-452-612	04/05/21	11:05	15	3	—	—	2	1	1*	1	1	1	2	3	

COMMENTS: *Dissolved Fe, Mn aliquot was field filtered

Associated with ER212-01
Pump SN: 1807B-919

TB212-17

SAMPLER(S): J. MESSENGER

COURIER AND SHIPPING NUMBER: FedEx 8161 4708 4976

RELINQUISHED BY:	DATE	TIME	RECEIVED BY:	DATE	TIME
Printed Name and Signature: J. MESSENGER	4/05/21	1900	Printed Name and Signature:		
Printed Name and Signature:			Printed Name and Signature:		
Printed Name and Signature:			Printed Name and Signature: Wesley Miller	4/6/21	1326

Login Sample Receipt Checklist

Client: EA Engineering, Science, and Technology

Job Number: 410-34809-1

Login Number: 34809
List Number: 1
Creator: Colon Martinez, Jessenia C

List Source: Eurofins Lancaster Laboratories Env

Question	Answer	Comment
Radioactivity wasn't checked or is </= background as measured by a survey meter.	N/A	
The cooler's custody seal is intact.	True	
The cooler or samples do not appear to have been compromised or tampered with.	True	
Samples were received on ice.	True	
Cooler Temperature is acceptable (</=6C, not frozen).	True	
Cooler Temperature is recorded.	True	
WV: Container Temperature is acceptable (</=6C, not frozen).	N/A	
WV: Container Temperature is recorded.	N/A	
COC is present.	True	
COC is filled out in ink and legible.	True	
COC is filled out with all pertinent information.	True	
There are no discrepancies between the containers received and the COC.	True	
Samples are received within Holding Time (excluding tests with immediate HTs)	True	
Sample containers have legible labels.	True	
Containers are not broken or leaking.	True	
Sample collection date/times are provided.	True	
Appropriate sample containers are used.	True	
Sample bottles are completely filled.	True	
There is sufficient vol. for all requested analyses.	True	
Multiphasic samples are not present.	True	
Samples do not require splitting or compositing.	N/A	
Is the Field Sampler's name present on COC?	True	
Sample Preservation Verified.	N/A	
Residual Chlorine Checked.	N/A	
Sample custody seals are intact.	True	

well_location	sample_name	sample_date	sample_type_code	sample_depth	Reference Elevation Interval	Ridgecrest_location	matrix_code	task_code	lab_sample_id	analytic_method	analysis_date	fraction	test_type	dilution_factor	prep_method	lab_report	cas_rn	chemical_name	report_result_text	report_result_value	report_result_unit	detect_flag	interpreted_qualifiers	lab_qualifiers	method_detection_limit/MDL/DL	reporting_detection_limit/LOD	quantitation_limit/LOQ/PQL	detection_limit_unit	NMAC NMWQCC	EPA MCL	EPA RSL	Project Screening Level
KAFB-106248-452	GW248-452-212	4/5/2021	N	493.3 ft	4857	South of Ridgecrest	WG	2Q2021	410-34809-19	E300.0	4/9/2021	N	INITIAL	5	NONE	410-34809-1	14808-79-8	Sulfate	42	42	mg/l	Y		D	1.5	4.5	5.0	mg/l	600	250	NS	600
KAFB-106248-452	GW248-452-212	4/5/2021	N	493.3 ft	4857	South of Ridgecrest	WG	2Q2021	410-34809-19	E300.0	4/9/2021	N	INITIAL	5	NONE	410-34809-1	16887-00-6	Chloride	29	29	mg/l	Y		D	1.0	1.5	2.0	mg/l	250	250	NS	250
KAFB-106S10-443	GWS10-204	12/30/2020	N	483 ft	4857	South of Ridgecrest	WG	Vadose-Coring	410-25392-1	SW8260C	1/11/2021	N	INITIAL	5	NONE	410-25392-1	100-41-4	Ethylbenzene	850	850	ug/l	Y		D	2	4	5	ug/l	750	700	15	700
KAFB-106S10-443	GWS10-204	12/30/2020	N	483 ft	4857	South of Ridgecrest	WG	Vadose-Coring	410-25392-1	SW8260C	1/11/2021	N	INITIAL	5	NONE	410-25392-1	100-42-5	Styrene	< 2.5	2.5	ug/l	N	U	UM	1	2.5	25	ug/l	NS	100	1200	100
KAFB-106S10-443	GWS10-204	12/30/2020	N	483 ft	4857	South of Ridgecrest	WG	Vadose-Coring	410-25392-1	SW8260C	1/11/2021	N	INITIAL	5	NONE	410-25392-1	10061-01-5	cis-1,3-Dichloropropene	< 2.5	2.5	ug/l	N	U	U	1	2.5	5	ug/l	NS	NS	4.7	4.7
KAFB-106S10-443	GWS10-204	12/30/2020	N	483 ft	4857	South of Ridgecrest	WG	Vadose-Coring	410-25392-1	SW8260C	1/11/2021	N	INITIAL	5	NONE	410-25392-1	10061-02-6	trans-1,3-Dichloropropene	< 2.5	2.5	ug/l	N	U	U	1	2.5	5	ug/l	NS	NS	4.7	4.7
KAFB-106S10-443	GWS10-204	12/30/2020	N	483 ft	4857	South of Ridgecrest	WG	Vadose-Coring	410-25392-1	SW8260C	1/11/2021	N	INITIAL	5	NONE	410-25392-1	103-65-1	n-Propylbenzene	45	45	ug/l	Y		D	1	2.5	25	ug/l	NS	NS	660	660
KAFB-106S10-443	GWS10-204	12/30/2020	N	483 ft	4857	South of Ridgecrest	WG	Vadose-Coring	410-25392-1	SW8260C	1/11/2021	N	INITIAL	5	NONE	410-25392-1	104-51-8	n-Butylbenzene	5	5	ug/l	Y	J	JD	1	2.5	25	ug/l	NS	NS	1000	1000
KAFB-106S10-443	GWS10-204	12/30/2020	N	483 ft	4857	South of Ridgecrest	WG	Vadose-Coring	410-25392-1	SW8260C	1/11/2021	N	INITIAL	5	NONE	410-25392-1	106-43-4	4-Chlorotoluene	< 2.5	2.5	ug/l	N	U	U	1	2.5	25	ug/l	NS	NS	250	250
KAFB-106S10-443	GWS10-204	12/30/2020	N	483 ft	4857	South of Ridgecrest	WG	Vadose-Coring	410-25392-1	SW8260C	1/11/2021	N	INITIAL	5	NONE	410-25392-1	106-46-7	1,4-Dichlorobenzene	< 2.5	2.5	ug/l	N	U	U	1	2.5	25	ug/l	NS	75	4.8	75
KAFB-106S10-443	GWS10-204	12/30/2020	N	483 ft	4857	South of Ridgecrest	WG	Vadose-Coring	410-25392-1	SW8260C	1/11/2021	N	INITIAL	5	NONE	410-25392-1	106-93-4	1,2-Dibromoethane	140	140	ug/l	Y		D	1	2.5	5	ug/l	0.05	0.05	0.075	0.05
KAFB-106S10-443	GWS10-204	12/30/2020	N	483 ft	4857	South of Ridgecrest	WG	Vadose-Coring	410-25392-1	SW8260C	1/11/2021	N	INITIAL	5	NONE	410-25392-1	107-02-8	Acrolein	< 25	25	ug/l	N	U	U	15	25	500	ug/l	NS	NS	0.042	5
KAFB-106S10-443	GWS10-204	12/30/2020	N	483 ft	4857	South of Ridgecrest	WG	Vadose-Coring	410-25392-1	SW8260C	1/11/2021	N	INITIAL	5	NONE	410-25392-1	107-06-2	1,2-Dichloroethane	< 2.5	2.5	ug/l	N	U	U	1.5	2.5	5	ug/l	10	5	1.7	5
KAFB-106S10-443	GWS10-204	12/30/2020	N	483 ft	4857	South of Ridgecrest	WG	Vadose-Coring	410-25392-1	SW8260C	1/11/2021	N	INITIAL	5	NONE	410-25392-1	107-13-1	Acrylonitrile	< 5	5	ug/l	N	U	UM	1.5	5	100	ug/l	NS	NS	0.52	1
KAFB-106S10-443	GWS10-204	12/30/2020	N	483 ft	4857	South of Ridgecrest	WG	Vadose-Coring	410-25392-1	SW8260C	1/11/2021	N	INITIAL	5	NONE	410-25392-1	108-05-4	Vinyl acetate	< 10	10	ug/l	N	U	U	3.5	10	50	ug/l	NS	NS	410	410
KAFB-106S10-443	GWS10-204	12/30/2020	N	483 ft	4857	South of Ridgecrest	WG	Vadose-Coring	410-25392-1	SW8260C	1/11/2021	N	INITIAL	5	NONE	410-25392-1	108-10-1	4-Methyl-2-pentanone	13	13	ug/l	Y	J	JD	2.5	5	50	ug/l	NS	NS	6300	1200
KAFB-106S10-443	GWS10-204	12/30/2020	N	483 ft	4857	South of Ridgecrest	WG	Vadose-Coring	410-25392-1	SW8260C	1/11/2021	N	INITIAL	5	NONE	410-25392-1	108-67-8	1,3,5-Trimethylbenzene	82	82	ug/l	Y		D	1.5	5	25	ug/l	NS	NS	60	120
KAFB-106S10-443	GWS10-204	12/30/2020	N	483 ft	4857	South of Ridgecrest	WG	Vadose-Coring	410-25392-1	SW8260C	1/11/2021	N	INITIAL	5	NONE	410-25392-1	108-86-1	Bromobenzene	< 2.5	2.5	ug/l	N	U	U	1	2.5	25	ug/l	NS	NS	62	62
KAFB-106S10-443	GWS10-204	12/30/2020	N	483 ft	4857	South of Ridgecrest	WG	Vadose-Coring	410-25392-1	SW8260C	1/11/2021	N	INITIAL	5	NONE	410-25392-1	108-90-7	Chlorobenzene	< 2.5	2.5	ug/l	N	U	U	1	2.5	5	ug/l	NS	100	78	100
KAFB-106S10-443	GWS10-204	12/30/2020	N	483 ft	4857	South of Ridgecrest	WG	Vadose-Coring	410-25392-1	SW8260C	1/11/2021	N	INITIAL	5	NONE	410-25392-1	120-82-1	1,2,4-Trichlorobenzene	< 5	5	ug/l	N	U	U	1.5	5	25	ug/l	NS	70	11	70
KAFB-106S10-443	GWS10-204	12/30/2020	N	483 ft	4857	South of Ridgecrest	WG	Vadose-Coring	410-25392-1	SW8260C	1/11/2021	N	INITIAL	5	NONE	410-25392-1	124-48-1	Dibromochloromethane	< 2.5	2.5	ug/l	N	U	U	1	2.5	5	ug/l	NS	80	1.7	80
KAFB-106S10-443	GWS10-204	12/30/2020	N	483 ft	4857	South of Ridgecrest	WG	Vadose-Coring	410-25392-1	SW8260C	1/11/2021	N	INITIAL	5	NONE	410-25392-1	127-18-4	Tetrachloroethene	< 2.5	2.5	ug/l	N	U	U	1	2.5	5	ug/l	20	5	110	5
KAFB-106S10-443	GWS10-204	12/30/2020	N	483 ft	4857	South of Ridgecrest	WG	Vadose-Coring	410-25392-1	SW8260C	1/11/2021	N	INITIAL	5	NONE	410-25392-1	1330-20-7	Xylenes, total	3800	3800	ug/l	Y			7	14	30	ug/l	620	10000	190	620
KAFB-106S10-443	GWS10-204	12/30/2020	N	483 ft	4857	South of Ridgecrest	WG	Vadose-Coring	410-25392-1	SW8260C	1/11/2021	N	INITIAL	5	NONE	410-25392-1	135-98-8	sec-Butylbenzene	8	8	ug/l	Y	J	JD	1	2.5	25	ug/l	NS	NS	2000	2000
KAFB-106S10-443	GWS10-204	12/30/2020	N	483 ft	4857	South of Ridgecrest	WG	Vadose-Coring	410-25392-1	SW8260C	1/11/2021	N	INITIAL	5	NONE	410-25392-1	142-28-9	1,3-Dichloropropane	< 2.5	2.5	ug/l	N	U	U	1	2.5	5	ug/l	NS	NS	370	370
KAFB-106S10-443	GWS10-204	12/30/2020	N	483 ft	4857	South of Ridgecrest	WG	Vadose-Coring	410-25392-1	SW8260C	1/11/2021	N	INITIAL	5	NONE	410-25392-1	156-59-2	cis-1,2-Dichloroethene	< 2.5	2.5	ug/l	N	U	UO	1	2.5	5	ug/l	NS	70	36	70
KAFB-106S10-443	GWS10-204	12/30/2020	N	483 ft	4857	South of Ridgecrest	WG	Vadose-Coring	410-25392-1	SW8260C	1/11/2021	N	INITIAL	5	NONE	410-25392-1	156-60-5	trans-1,2-Dichloroethene	< 2.5	2.5	ug/l	N	U	U	1	2.5	5	ug/l	NS	100	68	100
KAFB-106S10-443	GWS10-204	12/30/2020	N	483 ft	4857	South of Ridgecrest	WG	Vadose-Coring	410-25392-1	SW8260C	1/11/2021	N	INITIAL	5	NONE	410-25392-1	1634-04-4	Methyl tert-butyl ether	< 2.5	2.5	ug/l	N	U	U	1	2.5	5	ug/l	NS	NS	140	140
KAFB-106S10-443	GWS10-204	12/30/2020	N	483 ft	4857	South of Ridgecrest	WG	Vadose-Coring	410-25392-1	SW8260C	1/11/2021	N	INITIAL	5	NONE	410-25392-1	179601-23-1	m- & p-Xylenes	2700	2700	ug/l	Y		D	5	10	25	ug/l	NS	NS	190	10000
KAFB-106S10-443	GWS10-204	12/30/2020	N	483 ft	4857	South of Ridgecrest	WG	Vadose-Coring	410-25392-1	SW8260C	1/11/2021	N	INITIAL	5	NONE	410-25392-1	541-73-1	1,3-Dichlorobenzene	< 2.5	2.5	ug/l	N	U	U	1	2.5	25	ug/l	NS	600	300	600
KAFB-106S10-443	GWS10-204	12/30/2020	N	483 ft	4857	South of Ridgecrest	WG	Vadose-Coring	410-25392-1	SW8260C	1/11/2021	N	INITIAL	5	NONE	410-25392-1	56-23-5	Carbon tetrachloride	< 2.5	2.5	ug/l	N	U	U	1	2.5	5	ug/l	10	5	0.46	5
KAFB-106S10-443	GWS10-204	12/30/2020	N	483 ft	4857	South of Ridgecrest	WG	Vadose-Coring	410-25392-1	SW8260C	1/11/2021	N	INITIAL	5	NONE	410-25392-1	563-58-6	1,1-Dichloropropene	< 2.5	2.5	ug/l	N	U	U	1	2.5	25	ug/l	NS	NS	NS	NS
KAFB-106S10-443	GWS10-204	12/30/2020	N	483 ft	4857	South of Ridgecrest	WG	Vadose-Coring	410-25392-1	SW8260C	1/11/2021	N	INITIAL	5	NONE	410-25392-1	591-78-6	2-Hexanone	31	31	ug/l	Y	J	JD	1.5	5	50	ug/l	NS	NS	38	38
KAFB-106S10-443	GWS10-204	12/30/2020	N	483 ft	4857	South of Ridgecrest	WG	Vadose-Coring	410-25392-1	SW8260C	1/11/2021	N	INITIAL	5	NONE	410-25392-1	594-20-7	2,2-Dichloropropane	< 2.5	2.5	ug/l	N	U	U	1.5	2.5	5	ug/l	NS	NS	NS	NS
KAFB-106S10-443	GWS10-204	12/30/2020	N	483 ft	4857	South of Ridgecrest	WG	Vadose-Coring	410-25392-1	SW8260C	1/11/2021	N	INITIAL	5	NONE	410-25392-1	630-20-6	1,1,1,2-Tetrachloroethane	< 2.5	2.5	ug/l	N	U	U	1	2.5	5	ug/l	NS	NS	5.7	5.7
KAFB-106S10-443	GWS10-204	12/30/2020	N	483 ft	4857	South of Ridgecrest	WG	Vadose-Coring	410-25392-1	SW8260C	1/11/2021	N	INITIAL	5	NONE	410-25392-1	67-64-1	Acetone	410	410	ug/l	Y		D	3.5	10	100	ug/l	NS	NS	14000	14000
KAFB-106S10-443	GWS10-204	12/30/2020	N	483 ft	4857	South of Ridgecrest	WG	Vadose-Coring	410-25392-1	SW8260C	1/11/2021	N	INITIAL	5	NONE	410-25392-1	67-66-3	Chloroform	< 2.5	2.5	ug/l	N	U	U	1	2.5	5	ug/l	100	80	2.2	80
KAFB-106S10-443	GWS10-204	12/30/2020	N	483 ft	4857	South of Ridgecrest	WG	Vadose-Coring	410-25392-1	SW8260C	1/11/2021	N	INITIAL	5	NONE	410-25392-1	71-55-6	1,1,1-Trichloroethane	< 2.5	2.5	ug/l	N	U	U	1.5	2.5	5	ug/l	60	200	8000	60
KAFB-106S10-443	GWS10-204	12/30/2020	N	483 ft	4857	South of Ridgecrest	WG	Vadose-Coring	410-25392-1	SW8260C	1/11/2021	N	INITIAL	5	NONE	410-25392-1	74-83-9	Bromomethane	< 2.5	2.5	ug/l	N	U	U	1.5	2.5	5	ug/l	NS	NS	7.5	7.5
KAFB-106S10-443	GWS10-204	12/30/2020	N	483 ft	4857	South of Ridgecrest	WG	Vadose-Coring	410-25392-1	SW8260C	1/11/2021	N	INITIAL	5	NONE	410-25392-1	74-87-3	Chloromethane	< 2.5	2.5	ug/l	N	U	U	1	2.5	5	ug/l	NS	NS	190	190
KAFB-106S10-443	GWS10-204	12/30/2020	N	483 ft	4857	South of Ridgecrest	WG	Vadose-Coring	410-25392-1	SW8260C	1/11/2021	N	INITIAL	5	NONE	410-25392-1	74-95-3	Dibromomethane	< 2.5	2.5	ug/l	N	U	U	1	2.5	5	ug/l	NS	NS	8	8
KAFB-106S10-443	GWS10-204	12/30/2020	N	483 ft	4857	South of Ridgecrest	WG	Vadose-Coring	410-25392-1	SW8260C	1/11/2021	N	INITIAL	5	NONE	410-25392-1	74-97-5	Bromochloromethane	< 2.5	2.5	ug/l	N	U	U	1	2.5	25	ug/l	NS	NS	83	83
KAFB-106S10-443	GWS10-204	12/30/2020	N	483 ft	4857	South of Ridgecrest	WG	Vadose-Coring	410-25392-1	SW8260C	1/11/2021	N	INITIAL	5	NONE	410-25392-1	75-00-3	Chloroethane	< 2.5	2.5	ug/l	N	U	U	1	2.5	5	ug/l	NS	NS	21000	21000
KAFB-106S10-443	GWS10-204	12/30/2020	N	483 ft	4857	South of Ridgecrest	WG	Vadose-Coring	410-25392-1	SW8260C	1/11/2021	N	INITIAL	5	NONE	410-25392-1	75-01-4	Vinyl chloride	< 2.5	2.5	ug/l	N	U	U	1	2.5	5	ug/l	2	2	0.19	2
KAFB-106S10-443	GWS10-204	12/30/2020	N	483 ft	4857	South of Ridgecrest	WG	Vadose-Coring	410-25392-1	SW8260C	1/11/2021	N	INITIAL	5	NONE	410-25392-1	75-09-2	Methylene chloride	< 2.5	2.5	ug/l	N	U	U	1.5	2.5	5	ug/l	100	5	110	5
KAFB-106S10-443	GWS10-204	12/30/2020	N	483 ft	4857	South of Ridgecrest	WG	Vadose-Coring	410-25392-1	SW8260C	1/11/2021	N	INITIAL	5	NONE	410-25392-1	75-15-0	Carbon disulfide	< 2.5	2.5	ug/l	N	U	U	1	2.5	25	ug/l	NS	NS	810	810
KAFB-106S10-443	GWS10-204	12/30/2020	N	483 ft	4857	South of Ridgecrest	WG	Vadose-Coring	410-25392-1	SW8260C	1/11/2021	N	INITIAL	5	NONE	410-25392-1	75-25-2	Bromoform	< 10	10	ug/l	N	U	U	5	10	20	ug/l	NS	80	33	80
KAFB-106S10-443	GWS10-204	12/30/2020	N	483 ft	4857	South of Ridgecrest	WG	Vadose-Coring	410-25392-1	SW8260C	1/11/2021	N	INITIAL	5	NONE	410-25392-1	75-27-4	Bromodichloromethane	< 2.5	2.5	ug/l	N	U	U	1	2.5	5	ug/l	NS	80	1.3	80
KAFB-106S10-443	GWS10-204	12/30/2020	N	483 ft	4857	South of Ridgecrest	WG	Vadose-Coring	410-25392-1	SW8260C	1/11/2021	N	INITIAL	5	NONE	410-25392-1	75-34-3	1,1-Dichloroethane	< 2.5	2.5	ug/l	N	U	U	1	2.5	5	ug/l	25	NS	2.8	25
KAFB-106S10-443	GWS10-204	12/30/2020	N	483 ft	4857	South of Ridgecrest	WG	Vadose-Coring	410-25392-1	SW8260C	1/11/2021	N	INITIAL	5	NONE	410-25392-1	75-35-4	1,1-Dichloroethene	< 2.5	2.5	ug/l	N	U	U	1	2.5	5	ug/l	5	7	280	5
KAFB-106S10-443	GWS10-204	12/30/2020	N	483 ft	4857	South of Ridgecrest	WG	Vadose-Coring	410-25392-1	SW8260C	1/11/2021	N	INITIAL	5	NONE	410-25392-1	75-69-4	Trichlorofluoromethane	< 2.5	2.5	ug/l	N	U	U	1	2.5	5	ug/l	NS	NS	5200	1100
KAFB-106S10-443	GWS10-204	12/30/2020	N	483 ft	4857	South of Ridgecrest	WG	Vadose-Coring	410-25392-1	SW8260C	1/11/2021	N	INITIAL	5	NONE	410-25392-1	75-71-8	Dichlorodifluoromethane	< 2.5	2.5	ug/l	N	U	UO	1	2.5	5	ug/l	NS	NS	200	200
KAFB-106S10-443	GWS10-204	12/30/2020	N	483 ft	4857	South of Ridgecrest	WG	Vadose-Coring	410-25392-1	SW8260C	1/11/2021	N	INITIAL	5	NONE	410-25392-1	78-87-5	1,2-Dichloropropane	< 2.5	2.5	ug/l	N	U	UM	1	2.5	5	ug/l	NS	5	8.25	5
KAFB-106S10-443	GWS10-204	12/30/2020	N	483 ft	4857	South of Ridgecrest	WG	Vadose-Coring	410-25392-1	SW8260C	1/11/2021	N	INITIAL	5	NONE	410-25392-1	78-93-3	2-Butanone	57	57	ug/l	Y		D	1.5	5	50	ug/l	NS	NS	5600	5600
KAFB-106S10-443	GWS10-204	12/30/2020	N	483 ft	4857	South of Ridgecrest	WG	Vadose-Coring	410-25392-1	SW8260C	1/11/2021	N	INITIAL	5	NONE	410-25392-1	79-00-5	1,1,2-Trichloroethane	< 2.5	2.5	ug/l	N	U	UM	1	2.5	5	ug/l	10	5	2.8	5
KAFB-106S10-443	GWS10-204	12/30/2020	N	483 ft	4857	South of Ridgecrest	WG	Vadose-Coring	410-25392-1	SW8260C	1/11/2021	N	INITIAL	5	NONE	410-25392-1	79-01-6	Trichloroethene	< 2.5	2.5	ug/l	N	U	U	1	2.5	5	ug/l	100	5	4.9	5
KAFB-106S10-443	GWS10-204	12/30/2020	N	483 ft	4857	South of Ridgecrest	WG	Vadose-Coring	410-25392-1	SW8260C	1/11/2021	N	INITIAL	5	NONE	410-25392-1	79-34-5	1,1,2,2-Tetrachloroethane	5.2	5.2	ug/l	Y		D	1	2.5	5	ug/l	10	NS	0.76	10
KAFB-106S10-443	GWS10-204	12/30/2020	N	483 ft	4857	South of Ridgecrest	WG	Vadose-Coring	410-25392-1	SW8260C	1/11/2021	N	INITIAL	5	NONE	410-25392-1	87-61-6	1,2,3-Trichlorobenzene	< 5	5	ug/l	N	U	U	2	5	25	ug/l	NS	NS	7	7
KAFB-106S10-443	GWS10-204	12/30/2020	N	483 ft	4857	South of Ridgecrest	WG	Vadose-Coring	410-25392-1	SW8260C	1/11/2021	N	INITIAL	5	NONE	410-25392-1	87-68-3	Hexachloro-1,3-butadiene	< 20	20	ug/l	N	U	U	10	20	25	ug/l	NS	NS	1.4	4
KAFB-106S10-443	GWS10-204	12/30/2020	N	483 ft	4857	South of Ridgecrest	WG	Vadose-Coring	410-25392-1	SW8260C	1/11/2021	N	INITIAL	5	NONE	410-25392-1	91-20-3	Naphthalene	160	160	ug/l	Y		D	5	10	25	ug/l	30	NS	1.2	30
KAFB-106S10-443	GWS10-204	12/30/2020	N	483 ft	4857	South of Ridgecrest	WG	Vadose-Coring	410-25392-1	SW8260C	1/11/2021	N	INITIAL	5	NONE	410-25392-1	95-47-6	o-Xylene	1100	1100	ug/l	Y		D	2	4	5	ug/l	NS	NS	190	10000
KAFB-106S10-443	GWS10-204	12/30/2020	N	483 ft	4857	South of Ridgecrest	WG	Vadose-Coring	410-25392-1	SW8260C	1/11/2021	N	INITIAL	5	NONE	410-25392-1	95-49-8	2-Chlorotoluene	< 2.5	2.5	ug/l	N	U	U	1	2.5	25	ug/l	NS	NS	240	240
KAFB-106S10-443	GWS10-204	12/30/2020	N	483 ft	4857	South of Ridgecrest	WG	Vadose-Coring	410-25392-1	SW8260C	1/11/2021	N	INITIAL	5	NONE	410-25392-1	95-50-1	1,2-Dichlorobenzene	< 2.5	2.5	ug/l	N	U	U	1	2.5	25	ug/l	NS	600	300	600
KAFB-106S10-443	GWS10-204	12/30/2020	N	483 ft	4857	South of Ridgecrest	WG	Vadose-Coring	410-25392-1	SW8260C	1/11/2021	N	INITIAL	5	NONE	410-25392-1	95-63-6	1,2,4-Trimethylbenzene	280	280	ug/l	Y		D	5	10	25	ug/l	NS	NS	56	56
KAFB-106S10-443	GWS10-204	12/30/2020	N	483 ft	4857	South of Ridgecrest	WG	Vadose-Coring	410-25392-1	SW8260C	1/11/2021	N	INITIAL	5	NONE	410-25392-1	96-12-8	1,2-Dibromo-3-chloropropane	< 5	5	ug/l	N	U	UM	1.5	5	25	ug/l	NS	0.2	0.0033	1
KAFB-106S10-443	GWS10-204	12/30/2020	N	483 ft	4857	South of Ridgecrest	WG	Vadose-Coring	410-25392-1	SW8260C	1/11/2021	N	INITIAL	5	NONE	410-25392-1	96-18-4	1,2,3-Trichloropropane	1.2	1.2	ug/l	Y	J	JD	1	2.5	25	ug/l	NS	NS	0.0075	0.05
KAFB-106S10-443	GWS10-204	12/30/2020	N	483 ft	4857	South of Ridgecrest	WG	Vadose-Coring	410-25392-1	SW8260C	1/11/2021	N	INITIAL	5	NONE	410-25392-1	98-06-6	tert-Butylbenzene	< 5	5	ug/l	N	U	U	1.5	5	25	ug/l	NS	NS	690	690
KAFB-106S10-443	GWS10-204	12/30/2020	N	483 ft	4857	South of Ridgecrest	WG	Vadose-Coring	410-25392-1	SW8260C	1/11/2021	N	INITIAL	5	NONE	410-25392-1	98-82-8	Isopropylbenzene	53	53	ug/l	Y		D	1	2.5	25	ug/l	NS	NS	450	450
KAFB-106S10-443	GWS10-204	12/30/2020	N	483 ft	4857	South of Ridgecrest	WG	Vadose-Coring	410-25392-1	SW8260C	1/11/2021	N	INITIAL	5	NONE	410-25392-1	99-87-6	4-Isopropyltoluene	5.1	5.1	ug/l	Y	J	JD	1	2.5	25	ug/l	NS	NS	NS	NS
KAFB-106S10-443	GWS10-204	12/30/2020	N	483 ft	4857	South of Ridgecrest	WG	Vadose-Coring	410-25392-1	SW8260C	1/11/2021	N	REANALYSIS	50	NONE	410-25392-1	71-43-2	Benzene	8400	8400	ug/l	Y		D	10	25	50	ug/l	10	5	4.6	5
KAFB-106248-452	GW248-452-212	4/5/2021	N	493.3 ft	4857	South of Ridgecrest	WG	2Q2021	410-34809-19	E300.0	4/9/2021	N	INITIAL	5	NONE	410-34809-1	24959-67-9	Bromide	< 2.0	2	mg/l	N	U	U	1.3	2.0	2.5	mg/l	NS	NS	NS	NS
KAFB-106248-452	GW248-452-212	4/5/2021	N	493.3 ft	4857	South of Ridgecrest	WG	2Q2021	410-34809-19	E353.2	4/14/2021	N	INITIAL	1	NONE	410-34809-1	NNN	Nitrogen as nitrate + nitrite	0.30	0.3	mg/l	Y			0.040	0.090	0.10	mg/l	10	10	NS	10
KAFB-106248-452	GW248-452-212	4/5/2021	N	493.3 ft	4857	South of Ridgecrest	WG	2Q2021	410-34809-19	M8015D	4/12/2021	N	INITIAL	1	SW3510C	410-34809-1	TPH-DRO	TPH-DRO (C10-C28)	54	54	ug/l	Y	J	JM	45	91	100	ug/l	NS	NS	1300	1300
KAFB-106248-452	GW248-452-212	4/5/2021	N	493.3 ft	4857	South of Ridgecrest	WG	2Q2021	410-34809-19	M8015V	4/12/2021	N	INITIAL	1	NONE	410-34809-1	TPH-GRO	TPH-GRO (C6-C10)	< 40	40	ug/l	N	U	UM	23	40	50	ug/l	NS	NS	500	500
KAFB-106248-452	GW248-452-212	4/5/2021	N	493.3 ft	4857	South of Ridgecrest	WG	2Q2021	410-34809-19	SM2320B	4/8/2021	N	INITIAL	1	NONE	410-34809-1	ALK	Alkalinity, total (as CaCO3)	110	110	mg/l	Y			2.6	6.0	8.0	mg/l	NS	NS	NS	NS
KAFB-106248-452	GW248-452-212	4/5/2021	N	493.3 ft	4857	South of Ridgecrest	WG	2Q2021	410-34809-19	SM2320B	4/8/2021	N	INITIAL	1	NONE	410-34809-1	ALK-B	Alkalinity, bicarbonate (as CaCO3)	110	110	mg/l	Y			2.6	6.0	8.0	mg/l	NS	NS	NS	NS
KAFB-106248-452	GW248-452-212	4/5/2021	N	493.3 ft	4857	South of Ridgecrest	WG	2Q2021	410-34809-19	SM2320B	4/8/2021	N	INITIAL	1	NONE	410-34809-1	ALK-C	Alkalinity, carbonate (as CaCO3)	< 6.0	6	mg/l	N	U	U	2.6	6.0	8.0	mg/l	NS	NS	NS	NS
KAFB-106248-452	GW248-452-212	4/5/2021	N	493.3 ft	4857	South of Ridgecrest	WG	2Q2021	410-34809-19	SW6010C	4/8/2021	D	INITIAL	1	METHOD	410-34809-1	7439-89-6	Iron	< 0.10	0.1	mg/l	N	U	U	0.041	0.10	0.21	mg/l	1.0	NS	NS	1.0
KAFB-106248-452	GW248-452-212	4/5/2021	N	493.3 ft	4857	South of Ridgecrest	WG	2Q2021	410-34809-19	SW6010C	4/8/2021	D	INITIAL	1	METHOD	410-34809-1	7439-96-5	Manganese	0.11	0.11	mg/l	Y			0.0031	0.0052	0.010	mg/l	0.2	NS	NS	0.2
KAFB-106248-452	GW248-452-212	4/5/2021	N	493.3 ft	4857	South of Ridgecrest	WG	2Q2021	410-34809-19	SW6010C	4/14/2021	T	INITIAL	1	SW3005	410-34809-1	7440-09-7	Potassium	2.8	2.8	mg/l	Y			0.20	0.45	0.50	mg/l	NS	NS	NS	NS
KAFB-106248-452	GW248-452-212	4/5/2021	N	493.3 ft	4857	South of Ridgecrest	WG	2Q2021	410-34809-19	SW6010C	4/14/2021	T	INITIAL	1	SW3005	410-34809-1	7440-23-5	Sodium	29	29	mg/l	Y			0.24	0.50	1.0	mg/l	NS	NS	NS	NS
KAFB-106248-452	GW248-452-212	4/5/2021	N	493.3 ft	4857	South of Ridgecrest	WG	2Q2021	410-34809-19	SW6010C	4/14/2021	T	INITIAL	1	SW3005	410-34809-1	7440-70-2	Calcium	43	43	mg/l	Y			0.096	0.15	0.20	mg/l	NS	NS	NS	NS
KAFB-106248-452	GW248-452-212	4/5/2021	N	493.3 ft	4857	South of Ridgecrest	WG	2Q2021	410-34809-19	SW6010C	4/16/2021	T	INITIAL	1	SW3005	410-34809-1	7439-95-4	Magnesium	6.3	6.3	mg/l	Y			0.040	0.075	0.10	mg/l	NS	NS	NS	NS
KAFB-106248-452	GW248-452-212	4/5/2021	N	493.3 ft	4857	South of Ridgecrest	WG	2Q2021	410-34809-19	SW6020A	4/8/2021	T	INITIAL	1	SW3005	410-34809-1	7439-92-1	Lead	0.00052	0.00052	mg/l	Y			0.000071	0.00025	0.00050	mg/l	0.015	0.015	0.015	0.015
KAFB-106248-452	GW248-452-212	4/5/2021	N	493.3 ft	4857	South of Ridgecrest	WG	2Q2021	410-34809-19	SW6020A	4/8/2021	T	INITIAL	1	SW3005	410-34809-1	7440-38-2	Arsenic	< 0.0016	0.0016	mg/l	N	U	U	0.00068	0.0016	0.0020	mg/l	0.01	0.01	0.00052	0.01
KAFB-106248-452	GW248-452-212	4/5/2021	N	493.3 ft	4857	South of Ridgecrest	WG	2Q2021	410-34809-19	SW8011	4/13/2021	N	INITIAL	1	METHOD	410-34809-1	106-93-4	1,2-Dibromoethane	< 0.019	0.019	ug/l	N	U	U	0.0096	0.019	0.029	ug/l	0.05	0.05	0.075	0.05
KAFB-106248-452	GW248-452-212	4/5/2021	N	493.3 ft	4857	South of Ridgecrest	WG	2Q2021	410-34809-19	SW8260C	4/12/2021	N	INITIAL	1	NONE	410-34809-1	100-41-4	Ethylbenzene	< 0.80	0.8	ug/l	N	U	U	0.40	0.80	1.0	ug/l	750	700	15	700
KAFB-106248-452	GW248-452-212	4/5/2021	N	493.3 ft	4857	South of Ridgecrest	WG	2Q2021	410-34809-19	SW8260C	4/12/2021	N	INITIAL	1	NONE	410-34809-1	100-42-5	Styrene	< 0.50	0.5	ug/l	N	U	U	0.20	0.50	5.0	ug/l	NS	100	1200	100
KAFB-106248-452	GW248-452-212	4/5/2021	N	493.3 ft	4857	South of Ridgecrest	WG	2Q2021	410-34809-19	SW8260C	4/12/2021	N	INITIAL	1	NONE	410-34809-1	10061-01-5	cis-1,3-Dichloropropene	< 0.50	0.5	ug/l	N	U	U	0.20	0.50	1.0	ug/l	NS	NS	4.7	4.7
KAFB-106248-452	GW248-452-212	4/5/2021	N	493.3 ft	4857	South of Ridgecrest	WG	2Q2021	410-34809-19	SW8260C	4/12/2021	N	INITIAL	1	NONE	410-34809-1	10061-02-6	trans-1,3-Dichloropropene	< 0.50	0.5	ug/l	N	U	U	0.20	0.50	1.0	ug/l	NS	NS	4.7	4.7
KAFB-106248-452	GW248-452-212	4/5/2021	N	493.3 ft	4857	South of Ridgecrest	WG	2Q2021	410-34809-19	SW8260C	4/12/2021	N	INITIAL	1	NONE	410-34809-1	103-65-1	n-Propylbenzene	< 0.50	0.5	ug/l	N	U	U	0.20	0.50	5.0	ug/l	NS	NS	660	660
KAFB-106248-452	GW248-452-212	4/5/2021	N	493.3 ft	4857	South of Ridgecrest	WG	2Q2021	410-34809-19	SW8260C	4/12/2021	N	INITIAL	1	NONE	410-34809-1	104-51-8	n-Butylbenzene	< 0.50	0.5	ug/l	N	U	U	0.20	0.50	5.0	ug/l	NS	NS	1000	1000
KAFB-106248-452	GW248-452-212	4/5/2021	N	493.3 ft	4857	South of Ridgecrest	WG	2Q2021	410-34809-19	SW8260C	4/12/2021	N	INITIAL	1	NONE	410-34809-1	106-43-4	4-Chlorotoluene	< 0.50	0.5	ug/l	N	U	U	0.20	0.50	5.0	ug/l	NS	NS	250	250
KAFB-106248-452	GW248-452-212	4/5/2021	N	493.3 ft	4857	South of Ridgecrest	WG	2Q2021	410-34809-19	SW8260C	4/12/2021	N	INITIAL	1	NONE	410-34809-1	106-46-7	1,4-Dichlorobenzene	< 0.50	0.5	ug/l	N	U	U	0.20	0.50	5.0	ug/l	NS	75	4.8	75
KAFB-106248-452	GW248-452-212	4/5/2021	N	493.3 ft	4857	South of Ridgecrest	WG	2Q2021	410-34809-19	SW8260C	4/12/2021	N	INITIAL	1	NONE	410-34809-1	106-93-4	1,2-Dibromoethane	< 0.50	0.5	ug/l	N	U	U	0.20	0.50	1.0	ug/l	0.05	0.05	0.075	0.05
KAFB-106248-452	GW248-452-212	4/5/2021	N	493.3 ft	4857	South of Ridgecrest	WG	2Q2021	410-34809-19	SW8260C	4/12/2021	N	INITIAL	1	NONE	410-34809-1	107-02-8	Acrolein	< 5.0	5	ug/l	N	U	U	3.0	5.0	100	ug/l	NS	NS	0.042	5
KAFB-106248-452	GW248-452-212	4/5/2021	N	493.3 ft	4857	South of Ridgecrest	WG	2Q2021	410-34809-19	SW8260C	4/12/2021	N	INITIAL	1	NONE	410-34809-1	107-06-2	1,2-Dichloroethane	< 0.50	0.5	ug/l	N	U	U	0.30	0.50	1.0	ug/l	10	5	1.7	5
KAFB-106248-452	GW248-452-212	4/5/2021	N	493.3 ft	4857	South of Ridgecrest	WG	2Q2021	410-34809-19	SW8260C	4/12/2021	N	INITIAL	1	NONE	410-34809-1	107-13-1	Acrylonitrile	< 1.0	1	ug/l	N	U	U	0.30	1.0	20	ug/l	NS	NS	0.52	1
KAFB-106248-452	GW248-452-212	4/5/2021	N	493.3 ft	4857	South of Ridgecrest	WG	2Q2021	410-34809-19	SW8260C	4/12/2021	N	INITIAL	1	NONE	410-34809-1	108-05-4	Vinyl acetate	< 2.0	2	ug/l	N	U	U	0.70	2.0	10	ug/l	NS	NS	410	410
KAFB-106248-452	GW248-452-212	4/5/2021	N	493.3 ft	4857	South of Ridgecrest	WG	2Q2021	410-34809-19	SW8260C	4/12/2021	N	INITIAL	1	NONE	410-34809-1	108-10-1	4-Methyl-2-pentanone	< 1.0	1	ug/l	N	U	U	0.50	1.0	10	ug/l	NS	NS	6300	1200
KAFB-106248-452	GW248-452-212	4/5/2021	N	493.3 ft	4857	South of Ridgecrest	WG	2Q2021	410-34809-19	SW8260C	4/12/2021	N	INITIAL	1	NONE	410-34809-1	108-67-8	1,3,5-Trimethylbenzene	< 1.0	1	ug/l	N	U	U	0.30	1.0	5.0	ug/l	NS	NS	60	120
KAFB-106248-452	GW248-452-212	4/5/2021	N	493.3 ft	4857	South of Ridgecrest	WG	2Q2021	410-34809-19	SW8260C	4/12/2021	N	INITIAL	1	NONE	410-34809-1	108-86-1	Bromobenzene	< 0.50	0.5	ug/l	N	U	U	0.20	0.50	5.0	ug/l	NS	NS	62	62
KAFB-106248-452	GW248-452-212	4/5/2021	N	493.3 ft	4857	South of Ridgecrest	WG	2Q2021	410-34809-19	SW8260C	4/12/2021	N	INITIAL	1	NONE	410-34809-1	108-88-3	Toluene	< 0.50	0.5	ug/l	N	U	U	0.20	0.50	1.0	ug/l	1.000	1000	1100	1.000
KAFB-106248-452	GW248-452-212	4/5/2021	N	493.3 ft	4857	South of Ridgecrest	WG	2Q2021	410-34809-19	SW8260C	4/12/2021	N	INITIAL	1	NONE	410-34809-1	108-90-7	Chlorobenzene	< 0.50	0.5	ug/l	N	U	U	0.20	0.50	1.0	ug/l	NS	100	78	100
KAFB-106248-452	GW248-452-212	4/5/2021	N	493.3 ft	4857	South of Ridgecrest	WG	2Q2021	410-34809-19	SW8260C	4/12/2021	N	INITIAL	1	NONE	410-34809-1	120-82-1	1,2,4-Trichlorobenzene	< 1.0	1	ug/l	N	U	U	0.30	1.0	5.0	ug/l	NS	70	11	70
KAFB-106248-452	GW248-452-212	4/5/2021	N	493.3 ft	4857	South of Ridgecrest	WG	2Q2021	410-34809-19	SW8260C	4/12/2021	N	INITIAL	1	NONE	410-34809-1	124-48-1	Dibromochloromethane	< 0.50	0.5	ug/l	N	U	U	0.20	0.50	1.0	ug/l	NS	80	1.7	80
KAFB-106248-452	GW248-452-212	4/5/2021	N	493.3 ft	4857	South of Ridgecrest	WG	2Q2021	410-34809-19	SW8260C	4/12/2021	N	INITIAL	1	NONE	410-34809-1	127-18-4	Tetrachloroethene	< 0.50	0.5	ug/l	N	U	U	0.20	0.50	1.0	ug/l	20	5	110	5
KAFB-106248-452	GW248-452-212	4/5/2021	N	493.3 ft	4857	South of Ridgecrest	WG	2Q2021	410-34809-19	SW8260C	4/12/2021	N	INITIAL	1	NONE	410-34809-1	1330-20-7	Xylenes, total	< 2.8	2.8	ug/l	N	U	U	1.4	2.8	6.0	ug/l	620	10000	190	620
KAFB-106248-452	GW248-452-212	4/5/2021	N	493.3 ft	4857	South of Ridgecrest	WG	2Q2021	410-34809-19	SW8260C	4/12/2021	N	INITIAL	1	NONE	410-34809-1	135-98-8	sec-Butylbenzene	< 0.50	0.5	ug/l	N	U	UM	0.20	0.50	5.0	ug/l	NS	NS	2000	2000
KAFB-106248-452	GW248-452-212	4/5/2021	N	493.3 ft	4857	South of Ridgecrest	WG	2Q2021	410-34809-19	SW8260C	4/12/2021	N	INITIAL	1	NONE	410-34809-1	142-28-9	1,3-Dichloropropane	< 0.50	0.5	ug/l	N	U	U	0.20	0.50	1.0	ug/l	NS	NS	370	370
KAFB-106248-452	GW248-452-212	4/5/2021	N	493.3 ft	4857	South of Ridgecrest	WG	2Q2021	410-34809-19	SW8260C	4/12/2021	N	INITIAL	1	NONE	410-34809-1	156-59-2	cis-1,2-Dichloroethene	< 0.50	0.5	ug/l	N	U	U	0.20	0.50	1.0	ug/l	NS	70	36	70
KAFB-106248-452	GW248-452-212	4/5/2021	N	493.3 ft	4857	South of Ridgecrest	WG	2Q2021	410-34809-19	SW8260C	4/12/2021	N	INITIAL	1	NONE	410-34809-1	156-60-5	trans-1,2-Dichloroethene	< 0.50	0.5	ug/l	N	U	U	0.20	0.50	1.0	ug/l	NS	100	68	100
KAFB-106248-452	GW248-452-212	4/5/2021	N	493.3 ft	4857	South of Ridgecrest	WG	2Q2021	410-34809-19	SW8260C	4/12/2021	N	INITIAL	1	NONE	410-34809-1	1634-04-4	Methyl tert-butyl ether	< 0.50	0.5	ug/l	N	U	U	0.20	0.50	1.0	ug/l	NS	NS	140	140
KAFB-106248-452	GW248-452-212	4/5/2021	N	493.3 ft	4857	South of Ridgecrest	WG	2Q2021	410-34809-19	SW8260C	4/12/2021	N	INITIAL	1	NONE	410-34809-1	179601-23-1	m- & p-Xylenes	< 2.0	2	ug/l	N	U	U	1.0	2.0	5.0	ug/l	NS	NS	190	10000
KAFB-106248-452	GW248-452-212	4/5/2021	N	493.3 ft	4857	South of Ridgecrest	WG	2Q2021	410-34809-19	SW8260C	4/12/2021	N	INITIAL	1	NONE	410-34809-1	541-73-1	1,3-Dichlorobenzene	< 0.50	0.5	ug/l	N	U	U	0.20	0.50	5.0	ug/l	NS	600	300	600
KAFB-106248-452	GW248-452-212	4/5/2021	N	493.3 ft	4857	South of Ridgecrest	WG	2Q2021	410-34809-19	SW8260C	4/12/2021	N	INITIAL	1	NONE	410-34809-1	56-23-5	Carbon tetrachloride	< 0.50	0.5	ug/l	N	U	U	0.20	0.50	1.0	ug/l	10	5	0.46	5
KAFB-106248-452	GW248-452-212	4/5/2021	N	493.3 ft	4857	South of Ridgecrest	WG	2Q2021	410-34809-19	SW8260C	4/12/2021	N	INITIAL	1	NONE	410-34809-1	563-58-6	1,1-Dichloropropene	< 0.50	0.5	ug/l	N	U	U	0.20	0.50	5.0	ug/l	NS	NS	NS	NS
KAFB-106248-452	GW248-452-212	4/5/2021	N	493.3 ft	4857	South of Ridgecrest	WG	2Q2021	410-34809-19	SW8260C	4/12/2021	N	INITIAL	1	NONE	410-34809-1	591-78-6	2-Hexanone	< 1.0	1	ug/l	N	U	U	0.30	1.0	10	ug/l	NS	NS	38	38
KAFB-106248-452	GW248-452-212	4/5/2021	N	493.3 ft	4857	South of Ridgecrest	WG	2Q2021	410-34809-19	SW8260C	4/12/2021	N	INITIAL	1	NONE	410-34809-1	594-20-7	2,2-Dichloropropane	< 0.50	0.5	ug/l	N	U	U	0.30	0.50	1.0	ug/l	NS	NS	NS	NS
KAFB-106248-452	GW248-452-212	4/5/2021	N	493.3 ft	4857	South of Ridgecrest	WG	2Q2021	410-34809-19	SW8260C	4/12/2021	N	INITIAL	1	NONE	410-34809-1	630-20-6	1,1,1,2-Tetrachloroethane	< 0.50	0.5	ug/l	N	U	U	0.20	0.50	1.0	ug/l	NS	NS	5.7	5.7
KAFB-106248-452	GW248-452-212	4/5/2021	N	493.3 ft	4857	South of Ridgecrest	WG	2Q2021	410-34809-19	SW8260C	4/12/2021	N	INITIAL	1	NONE	410-34809-1	67-64-1	Acetone	< 2.0	2	ug/l	N	U	U	0.70	2.0	20	ug/l	NS	NS	14000	14000
KAFB-106248-452	GW248-452-212	4/5/2021	N	493.3 ft	4857	South of Ridgecrest	WG	2Q2021	410-34809-19	SW8260C	4/12/2021	N	INITIAL	1	NONE	410-34809-1	67-66-3	Chloroform	< 0.50	0.5	ug/l	N	U	U	0.20	0.50	1.0	ug/l	100	80	2.2	80
KAFB-106248-452	GW248-452-212	4/5/2021	N	493.3 ft	4857	South of Ridgecrest	WG	2Q2021	410-34809-19	SW8260C	4/12/2021	N	INITIAL	1	NONE	410-34809-1	71-43-2	Benzene	< 0.50	0.5	ug/l	N	U	U	0.20	0.50	1.0	ug/l	10	5	4.6	5
KAFB-106248-452	GW248-452-212	4/5/2021	N	493.3 ft	4857	South of Ridgecrest	WG	2Q2021	410-34809-19	SW8260C	4/12/2021	N	INITIAL	1	NONE	410-34809-1	71-55-6	1,1,1-Trichloroethane	< 0.50	0.5	ug/l	N	U	U	0.30	0.50	1.0	ug/l	60	200	8000	60
KAFB-106248-452	GW248-452-212	4/5/2021	N	493.3 ft	4857	South of Ridgecrest	WG	2Q2021	410-34809-19	SW8260C	4/12/2021	N	INITIAL	1	NONE	410-34809-1	74-83-9	Bromomethane	< 0.50	0.5	ug/l	N	U	U	0.30	0.50	1.0	ug/l	NS	NS	7.5	7.5
KAFB-106248-452	GW248-452-212	4/5/2021	N	493.3 ft	4857	South of Ridgecrest	WG	2Q2021	410-34809-19	SW8260C	4/12/2021	N	INITIAL	1	NONE	410-34809-1	74-87-3	Chloromethane	< 0.50	0.5	ug/l	N	U	U	0.20	0.50	1.0	ug/l	NS	NS	190	190
KAFB-106248-452	GW248-452-212	4/5/2021	N	493.3 ft	4857	South of Ridgecrest	WG	2Q2021	410-34809-19	SW8260C	4/12/2021	N	INITIAL	1	NONE	410-34809-1	74-95-3	Dibromomethane	< 0.50	0.5	ug/l	N	U	U	0.20	0.50	1.0	ug/l	NS	NS	8	8
KAFB-106248-452	GW248-452-212	4/5/2021	N	493.3 ft	4857	South of Ridgecrest	WG	2Q2021	410-34809-19	SW8260C	4/12/2021	N	INITIAL	1	NONE	410-34809-1	74-97-5	Bromochloromethane	< 0.50	0.5	ug/l	N	UJ	U^c	0.20	0.50	5.0	ug/l	NS	NS	83	83
KAFB-106248-452	GW248-452-212	4/5/2021	N	493.3 ft	4857	South of Ridgecrest	WG	2Q2021	410-34809-19	SW8260C	4/12/2021	N	INITIAL	1	NONE	410-34809-1	75-00-3	Chloroethane	< 0.50	0.5	ug/l	N	U	U	0.20	0.50	1.0	ug/l	NS	NS	21000	21000
KAFB-106248-452	GW248-452-212	4/5/2021	N	493.3 ft	4857	South of Ridgecrest	WG	2Q2021	410-34809-19	SW8260C	4/12/2021	N	INITIAL	1	NONE	410-34809-1	75-01-4	Vinyl chloride	< 0.50	0.5	ug/l	N	U	U	0.20	0.50	1.0	ug/l	2	2	0.19	2
KAFB-106248-452	GW248-452-212	4/5/2021	N	493.3 ft	4857	South of Ridgecrest	WG	2Q2021	410-34809-19	SW8260C	4/12/2021	N	INITIAL	1	NONE	410-34809-1	75-09-2	Methylene chloride	< 0.50	0.5	ug/l	N	U	U	0.30	0.50	1.0	ug/l	100	5	110	5
KAFB-106248-452	GW248-452-212	4/5/2021	N	493.3 ft	4857	South of Ridgecrest	WG	2Q2021	410-34809-19	SW8260C	4/12/2021	N	INITIAL	1	NONE	410-34809-1	75-15-0	Carbon disulfide	< 0.50	0.5	ug/l	N	U	U	0.20	0.50	5.0	ug/l	NS	NS	810	810
KAFB-106248-452	GW248-452-212	4/5/2021	N	493.3 ft	4857	South of Ridgecrest	WG	2Q2021	410-34809-19	SW8260C	4/12/2021	N	INITIAL	1	NONE	410-34809-1	75-25-2	Bromoform	< 2.0	2	ug/l	N	U	U	1.0	2.0	4.0	ug/l	NS	80	33	80
KAFB-106248-452	GW248-452-212	4/5/2021	N	493.3 ft	4857	South of Ridgecrest	WG	2Q2021	410-34809-19	SW8260C	4/12/2021	N	INITIAL	1	NONE	410-34809-1	75-27-4	Bromodichloromethane	< 0.50	0.5	ug/l	N	U	U	0.20	0.50	1.0	ug/l	NS	80	1.3	80
KAFB-106248-452	GW248-452-212	4/5/2021	N	493.3 ft	4857	South of Ridgecrest	WG	2Q2021	410-34809-19	SW8260C	4/12/2021	N	INITIAL	1	NONE	410-34809-1	75-34-3	1,1-Dichloroethane	< 0.50	0.5	ug/l	N	U	U	0.20	0.50	1.0	ug/l	25	NS	2.8	25
KAFB-106248-452	GW248-452-212	4/5/2021	N	493.3 ft	4857	South of Ridgecrest	WG	2Q2021	410-34809-19	SW8260C	4/12/2021	N	INITIAL	1	NONE	410-34809-1	75-35-4	1,1-Dichloroethene	< 0.50	0.5	ug/l	N	U	U	0.20	0.50	1.0	ug/l	5	7	280	5
KAFB-106248-452	GW248-452-212	4/5/2021	N	493.3 ft	4857	South of Ridgecrest	WG	2Q2021	410-34809-19	SW8260C	4/12/2021	N	INITIAL	1	NONE	410-34809-1	75-69-4	Trichlorofluoromethane	< 0.50	0.5	ug/l	N	U	U	0.20	0.50	1.0	ug/l	NS	NS	5200	1100
KAFB-106248-452	GW248-452-212	4/5/2021	N	493.3 ft	4857	South of Ridgecrest	WG	2Q2021	410-34809-19	SW8260C	4/12/2021	N	INITIAL	1	NONE	410-34809-1	75-71-8	Dichlorodifluoromethane	< 0.50	0.5	ug/l	N	U	U	0.20	0.50	1.0	ug/l	NS	NS	200	200
KAFB-106248-452	GW248-452-212	4/5/2021	N	493.3 ft	4857	South of Ridgecrest	WG	2Q2021	410-34809-19	SW8260C	4/12/2021	N	INITIAL	1	NONE	410-34809-1	78-87-5	1,2-Dichloropropane	< 0.50	0.5	ug/l	N	U	U	0.20	0.50	1.0	ug/l	NS	5	8.25	5
KAFB-106248-452	GW248-452-212	4/5/2021	N	493.3 ft	4857	South of Ridgecrest	WG	2Q2021	410-34809-19	SW8260C	4/12/2021	N	INITIAL	1	NONE	410-34809-1	78-93-3	2-Butanone	< 1.0	1	ug/l	N	U	U	0.30	1.0	10	ug/l	NS	NS	5600	5600
KAFB-106248-452	GW248-452-212	4/5/2021	N	493.3 ft	4857	South of Ridgecrest	WG	2Q2021	410-34809-19	SW8260C	4/12/2021	N	INITIAL	1	NONE	410-34809-1	79-00-5	1,1,2-Trichloroethane	< 0.50	0.5	ug/l	N	U	U	0.20	0.50	1.0	ug/l	10	5	2.8	5
KAFB-106248-452	GW248-452-212	4/5/2021	N	493.3 ft	4857	South of Ridgecrest	WG	2Q2021	410-34809-19	SW8260C	4/12/2021	N	INITIAL	1	NONE	410-34809-1	79-01-6	Trichloroethene	< 0.50	0.5	ug/l	N	U	U	0.20	0.50	1.0	ug/l	100	5	4.9	5
KAFB-106248-452	GW248-452-212	4/5/2021	N	493.3 ft	4857	South of Ridgecrest	WG	2Q2021	410-34809-19	SW8260C	4/12/2021	N	INITIAL	1	NONE	410-34809-1	79-34-5	1,1,2,2-Tetrachloroethane	< 0.50	0.5	ug/l	N	U	U	0.20	0.50	1.0	ug/l	10	NS	0.76	10
KAFB-106248-452	GW248-452-212	4/5/2021	N	493.3 ft	4857	South of Ridgecrest	WG	2Q2021	410-34809-19	SW8260C	4/12/2021	N	INITIAL	1	NONE	410-34809-1	87-61-6	1,2,3-Trichlorobenzene	< 1.0	1	ug/l	N	U	U	0.40	1.0	5.0	ug/l	NS	NS	7	7
KAFB-106248-452	GW248-452-212	4/5/2021	N	493.3 ft	4857	South of Ridgecrest	WG	2Q2021	410-34809-19	SW8260C	4/12/2021	N	INITIAL	1	NONE	410-34809-1	87-68-3	Hexachloro-1,3-butadiene	< 4.0	4	ug/l	N	U	U	2.0	4.0	5.0	ug/l	NS	NS	1.4	4
KAFB-106248-452	GW248-452-212	4/5/2021	N	493.3 ft	4857	South of Ridgecrest	WG	2Q2021	410-34809-19	SW8260C	4/12/2021	N	INITIAL	1	NONE	410-34809-1	91-20-3	Naphthalene	< 2.0	2	ug/l	N	U	U	1.0	2.0	5.0	ug/l	30	NS	1.2	30
KAFB-106248-452	GW248-452-212	4/5/2021	N	493.3 ft	4857	South of Ridgecrest	WG	2Q2021	410-34809-19	SW8260C	4/12/2021	N	INITIAL	1	NONE	410-34809-1	95-47-6	o-Xylene	< 0.80	0.8	ug/l	N	U	U	0.40	0.80	1.0	ug/l	NS	NS	190	10000
KAFB-106248-452	GW248-452-212	4/5/2021	N	493.3 ft	4857	South of Ridgecrest	WG	2Q2021	410-34809-19	SW8260C	4/12/2021	N	INITIAL	1	NONE	410-34809-1	95-49-8	2-Chlorotoluene	< 0.50	0.5	ug/l	N	U	U	0.20	0.50	5.0	ug/l	NS	NS	240	240
KAFB-106248-452	GW248-452-212	4/5/2021	N	493.3 ft	4857	South of Ridgecrest	WG	2Q2021	410-34809-19	SW8260C	4/12/2021	N	INITIAL	1	NONE	410-34809-1	95-50-1	1,2-Dichlorobenzene	< 0.50	0.5	ug/l	N	U	U	0.20	0.50	5.0	ug/l	NS	600	300	600
KAFB-106248-452	GW248-452-212	4/5/2021	N	493.3 ft	4857	South of Ridgecrest	WG	2Q2021	410-34809-19	SW8260C	4/12/2021	N	INITIAL	1	NONE	410-34809-1	95-63-6	1,2,4-Trimethylbenzene	< 2.0	2	ug/l	N	U	U	1.0	2.0	5.0	ug/l	NS	NS	56	56
KAFB-106248-452	GW248-452-212	4/5/2021	N	493.3 ft	4857	South of Ridgecrest	WG	2Q2021	410-34809-19	SW8260C	4/12/2021	N	INITIAL	1	NONE	410-34809-1	96-12-8	1,2-Dibromo-3-chloropropane	< 1.0	1	ug/l	N	U	U	0.30	1.0	5.0	ug/l	NS	0.2	0.0033	1
KAFB-106248-452	GW248-452-212	4/5/2021	N	493.3 ft	4857	South of Ridgecrest	WG	2Q2021	410-34809-19	SW8260C	4/12/2021	N	INITIAL	1	NONE	410-34809-1	96-18-4	1,2,3-Trichloropropane	< 0.50	0.5	ug/l	N	U	U	0.20	0.50	5.0	ug/l	NS	NS	0.0075	0.05
KAFB-106248-452	GW248-452-212	4/5/2021	N	493.3 ft	4857	South of Ridgecrest	WG	2Q2021	410-34809-19	SW8260C	4/12/2021	N	INITIAL	1	NONE	410-34809-1	98-06-6	tert-Butylbenzene	< 1.0	1	ug/l	N	U	U	0.30	1.0	5.0	ug/l	NS	NS	690	690
KAFB-106248-452	GW248-452-212	4/5/2021	N	493.3 ft	4857	South of Ridgecrest	WG	2Q2021	410-34809-19	SW8260C	4/12/2021	N	INITIAL	1	NONE	410-34809-1	98-82-8	Isopropylbenzene	< 0.50	0.5	ug/l	N	U	U	0.20	0.50	5.0	ug/l	NS	NS	450	450
KAFB-106248-452	GW248-452-212	4/5/2021	N	493.3 ft	4857	South of Ridgecrest	WG	2Q2021	410-34809-19	SW8260C	4/12/2021	N	INITIAL	1	NONE	410-34809-1	99-87-6	4-Isopropyltoluene	< 0.50	0.5	ug/l	N	U	UM	0.20	0.50	5.0	ug/l	NS	NS	NS	NS
KAFB-106248-452	GW248-452-612	4/5/2021	FD	493.3 ft	4857	South of Ridgecrest	WG	2Q2021	410-34809-20	E300.0	4/9/2021	N	INITIAL	5	NONE	410-34809-1	14808-79-8	Sulfate	42	42	mg/l	Y		D	1.5	4.5	5.0	mg/l	600	250	NS	600
KAFB-106248-452	GW248-452-612	4/5/2021	FD	493.3 ft	4857	South of Ridgecrest	WG	2Q2021	410-34809-20	E300.0	4/9/2021	N	INITIAL	5	NONE	410-34809-1	16887-00-6	Chloride	29	29	mg/l	Y		D	1.0	1.5	2.0	mg/l	250	250	NS	250
KAFB-106248-452	GW248-452-612	4/5/2021	FD	493.3 ft	4857	South of Ridgecrest	WG	2Q2021	410-34809-20	E300.0	4/9/2021	N	INITIAL	5	NONE	410-34809-1	24959-67-9	Bromide	< 2.0	2	mg/l	N	U	U	1.3	2.0	2.5	mg/l	NS	NS	NS	NS
KAFB-106248-452	GW248-452-612	4/5/2021	FD	493.3 ft	4857	South of Ridgecrest	WG	2Q2021	410-34809-20	E353.2	4/14/2021	N	INITIAL	1	NONE	410-34809-1	NNN	Nitrogen as nitrate + nitrite	0.29	0.29	mg/l	Y			0.040	0.090	0.10	mg/l	10	10	NS	10
KAFB-106248-452	GW248-452-612	4/5/2021	FD	493.3 ft	4857	South of Ridgecrest	WG	2Q2021	410-34809-20	M8015D	4/12/2021	N	INITIAL	1	SW3510C	410-34809-1	TPH-DRO	TPH-DRO (C10-C28)	58	58	ug/l	Y	J	JM	45	90	100	ug/l	NS	NS	1300	1300
KAFB-106248-452	GW248-452-612	4/5/2021	FD	493.3 ft	4857	South of Ridgecrest	WG	2Q2021	410-34809-20	M8015V	4/12/2021	N	INITIAL	1	NONE	410-34809-1	TPH-GRO	TPH-GRO (C6-C10)	< 40	40	ug/l	N	U	UM	23	40	50	ug/l	NS	NS	500	500
KAFB-106248-452	GW248-452-612	4/5/2021	FD	493.3 ft	4857	South of Ridgecrest	WG	2Q2021	410-34809-20	SM2320B	4/8/2021	N	INITIAL	1	NONE	410-34809-1	ALK	Alkalinity, total (as CaCO3)	110	110	mg/l	Y			2.6	6.0	8.0	mg/l	NS	NS	NS	NS
KAFB-106248-452	GW248-452-612	4/5/2021	FD	493.3 ft	4857	South of Ridgecrest	WG	2Q2021	410-34809-20	SM2320B	4/8/2021	N	INITIAL	1	NONE	410-34809-1	ALK-B	Alkalinity, bicarbonate (as CaCO3)	110	110	mg/l	Y			2.6	6.0	8.0	mg/l	NS	NS	NS	NS
KAFB-106248-452	GW248-452-612	4/5/2021	FD	493.3 ft	4857	South of Ridgecrest	WG	2Q2021	410-34809-20	SM2320B	4/8/2021	N	INITIAL	1	NONE	410-34809-1	ALK-C	Alkalinity, carbonate (as CaCO3)	< 6.0	6	mg/l	N	U	U	2.6	6.0	8.0	mg/l	NS	NS	NS	NS
KAFB-106248-452	GW248-452-612	4/5/2021	FD	493.3 ft	4857	South of Ridgecrest	WG	2Q2021	410-34809-20	SW6010C	4/8/2021	D	INITIAL	1	METHOD	410-34809-1	7439-89-6	Iron	< 0.10	0.1	mg/l	N	U	U	0.041	0.10	0.21	mg/l	1.0	NS	NS	1.0
KAFB-106248-452	GW248-452-612	4/5/2021	FD	493.3 ft	4857	South of Ridgecrest	WG	2Q2021	410-34809-20	SW6010C	4/8/2021	D	INITIAL	1	METHOD	410-34809-1	7439-96-5	Manganese	0.10	0.1	mg/l	Y			0.0031	0.0052	0.010	mg/l	0.2	NS	NS	0.2

KAFB-106248-452	GW248-452-612	4/5/2021	FD	493.3 ft	4857	South of Ridgecrest	WG	2Q2021	410-34809-20	SW6010C	4/14/2021	T	INITIAL	1	SW3005	410-34809-1	7440-09-7	Potassium	2.9	2.9	mg/l	Y			0.20	0.45	0.50	mg/l	NS	NS	NS	NS
KAFB-106248-452	GW248-452-612	4/5/2021	FD	493.3 ft	4857	South of Ridgecrest	WG	2Q2021	410-34809-20	SW6010C	4/14/2021	T	INITIAL	1	SW3005	410-34809-1	7440-23-5	Sodium	29	29	mg/l	Y			0.24	0.50	1.0	mg/l	NS	NS	NS	NS
KAFB-106248-452	GW248-452-612	4/5/2021	FD	493.3 ft	4857	South of Ridgecrest	WG	2Q2021	410-34809-20	SW6010C	4/14/2021	T	INITIAL	1	SW3005	410-34809-1	7440-70-2	Calcium	44	44	mg/l	Y			0.096	0.15	0.20	mg/l	NS	NS	NS	NS
KAFB-106248-452	GW248-452-612	4/5/2021	FD	493.3 ft	4857	South of Ridgecrest	WG	2Q2021	410-34809-20	SW6010C	4/18/2021	T	INITIAL	1	SW3005	410-34809-1	7439-95-4	Magnesium	6.2	6.2	mg/l	Y			0.040	0.075	0.10	mg/l	NS	NS	NS	NS
KAFB-106248-452	GW248-452-612	4/5/2021	FD	493.3 ft	4857	South of Ridgecrest	WG	2Q2021	410-34809-20	SW6020A	4/12/2021	T	INITIAL	1	SW3005	410-34809-1	7440-38-2	Arsenic	< 0.0016	0.0016	mg/l	N	U	U	0.00068	0.0016	0.0020	mg/l	0.01	0.01	0.00052	0.01
KAFB-106248-452	GW248-452-612	4/5/2021	FD	493.3 ft	4857	South of Ridgecrest	WG	2Q2021	410-34809-20	SW6020A	4/15/2021	T	INITIAL	1	SW3005	410-34809-1	7439-92-1	Lead	0.00041	0.00041	mg/l	Y	J	J	0.000071	0.00025	0.00050	mg/l	0.015	0.015	0.015	0.015
KAFB-106248-452	GW248-452-612	4/5/2021	FD	493.3 ft	4857	South of Ridgecrest	WG	2Q2021	410-34809-20	SW8011	4/13/2021	N	INITIAL	1	METHOD	410-34809-1	106-93-4	1,2-Dibromoethane	< 0.019	0.019	ug/l	N	U	U	0.0096	0.019	0.029	ug/l	0.05	0.05	0.075	0.05
KAFB-106248-452	GW248-452-612	4/5/2021	FD	493.3 ft	4857	South of Ridgecrest	WG	2Q2021	410-34809-20	SW8260C	4/12/2021	N	INITIAL	1	NONE	410-34809-1	100-41-4	Ethylbenzene	< 0.80	0.8	ug/l	N	U	U	0.40	0.80	1.0	ug/l	750	700	15	700
KAFB-106248-452	GW248-452-612	4/5/2021	FD	493.3 ft	4857	South of Ridgecrest	WG	2Q2021	410-34809-20	SW8260C	4/12/2021	N	INITIAL	1	NONE	410-34809-1	100-42-5	Styrene	< 0.50	0.5	ug/l	N	U	U	0.20	0.50	5.0	ug/l	NS	100	1200	100
KAFB-106248-452	GW248-452-612	4/5/2021	FD	493.3 ft	4857	South of Ridgecrest	WG	2Q2021	410-34809-20	SW8260C	4/12/2021	N	INITIAL	1	NONE	410-34809-1	10061-01-5	cis-1,3-Dichloropropene	< 0.50	0.5	ug/l	N	U	U	0.20	0.50	1.0	ug/l	NS	NS	4.7	4.7
KAFB-106248-452	GW248-452-612	4/5/2021	FD	493.3 ft	4857	South of Ridgecrest	WG	2Q2021	410-34809-20	SW8260C	4/12/2021	N	INITIAL	1	NONE	410-34809-1	10061-02-6	trans-1,3-Dichloropropene	< 0.50	0.5	ug/l	N	U	U	0.20	0.50	1.0	ug/l	NS	NS	4.7	4.7
KAFB-106248-452	GW248-452-612	4/5/2021	FD	493.3 ft	4857	South of Ridgecrest	WG	2Q2021	410-34809-20	SW8260C	4/12/2021	N	INITIAL	1	NONE	410-34809-1	103-65-1	n-Propylbenzene	< 0.50	0.5	ug/l	N	U	U	0.20	0.50	5.0	ug/l	NS	NS	660	660
KAFB-106248-452	GW248-452-612	4/5/2021	FD	493.3 ft	4857	South of Ridgecrest	WG	2Q2021	410-34809-20	SW8260C	4/12/2021	N	INITIAL	1	NONE	410-34809-1	104-51-8	n-Butylbenzene	< 0.50	0.5	ug/l	N	U	U	0.20	0.50	5.0	ug/l	NS	NS	1000	1000
KAFB-106248-452	GW248-452-612	4/5/2021	FD	493.3 ft	4857	South of Ridgecrest	WG	2Q2021	410-34809-20	SW8260C	4/12/2021	N	INITIAL	1	NONE	410-34809-1	106-43-4	4-Chlorotoluene	< 0.50	0.5	ug/l	N	U	U	0.20	0.50	5.0	ug/l	NS	NS	250	250
KAFB-106248-452	GW248-452-612	4/5/2021	FD	493.3 ft	4857	South of Ridgecrest	WG	2Q2021	410-34809-20	SW8260C	4/12/2021	N	INITIAL	1	NONE	410-34809-1	106-46-7	1,4-Dichlorobenzene	< 0.50	0.5	ug/l	N	U	U	0.20	0.50	5.0	ug/l	NS	75	4.8	75
KAFB-106248-452	GW248-452-612	4/5/2021	FD	493.3 ft	4857	South of Ridgecrest	WG	2Q2021	410-34809-20	SW8260C	4/12/2021	N	INITIAL	1	NONE	410-34809-1	106-93-4	1,2-Dibromoethane	< 0.50	0.5	ug/l	N	U	U	0.20	0.50	1.0	ug/l	0.05	0.05	0.075	0.05
KAFB-106248-452	GW248-452-612	4/5/2021	FD	493.3 ft	4857	South of Ridgecrest	WG	2Q2021	410-34809-20	SW8260C	4/12/2021	N	INITIAL	1	NONE	410-34809-1	107-02-8	Acrolein	< 5.0	5	ug/l	N	U	U	3.0	5.0	100	ug/l	NS	NS	0.042	5
KAFB-106248-452	GW248-452-612	4/5/2021	FD	493.3 ft	4857	South of Ridgecrest	WG	2Q2021	410-34809-20	SW8260C	4/12/2021	N	INITIAL	1	NONE	410-34809-1	107-06-2	1,2-Dichloroethane	< 0.50	0.5	ug/l	N	U	U	0.30	0.50	1.0	ug/l	10	5	1.7	5
KAFB-106248-452	GW248-452-612	4/5/2021	FD	493.3 ft	4857	South of Ridgecrest	WG	2Q2021	410-34809-20	SW8260C	4/12/2021	N	INITIAL	1	NONE	410-34809-1	107-13-1	Acrylonitrile	< 1.0	1	ug/l	N	U	U	0.30	1.0	20	ug/l	NS	NS	0.52	1
KAFB-106248-452	GW248-452-612	4/5/2021	FD	493.3 ft	4857	South of Ridgecrest	WG	2Q2021	410-34809-20	SW8260C	4/12/2021	N	INITIAL	1	NONE	410-34809-1	108-05-4	Vinyl acetate	< 2.0	2	ug/l	N	U	U	0.70	2.0	10	ug/l	NS	NS	410	410
KAFB-106248-452	GW248-452-612	4/5/2021	FD	493.3 ft	4857	South of Ridgecrest	WG	2Q2021	410-34809-20	SW8260C	4/12/2021	N	INITIAL	1	NONE	410-34809-1	108-10-1	4-Methyl-2-pentanone	< 1.0	1	ug/l	N	U	U	0.50	1.0	10	ug/l	NS	NS	6300	1200
KAFB-106248-452	GW248-452-612	4/5/2021	FD	493.3 ft	4857	South of Ridgecrest	WG	2Q2021	410-34809-20	SW8260C	4/12/2021	N	INITIAL	1	NONE	410-34809-1	108-67-8	1,3,5-Trimethylbenzene	< 1.0	1	ug/l	N	U	U	0.30	1.0	5.0	ug/l	NS	NS	60	120
KAFB-106248-452	GW248-452-612	4/5/2021	FD	493.3 ft	4857	South of Ridgecrest	WG	2Q2021	410-34809-20	SW8260C	4/12/2021	N	INITIAL	1	NONE	410-34809-1	108-86-1	Bromobenzene	< 0.50	0.5	ug/l	N	U	U	0.20	0.50	5.0	ug/l	NS	NS	62	62
KAFB-106248-452	GW248-452-612	4/5/2021	FD	493.3 ft	4857	South of Ridgecrest	WG	2Q2021	410-34809-20	SW8260C	4/12/2021	N	INITIAL	1	NONE	410-34809-1	108-88-3	Toluene	< 0.50	0.5	ug/l	N	U	U	0.20	0.50	1.0	ug/l	1.000	1000	1100	1.000
KAFB-106248-452	GW248-452-612	4/5/2021	FD	493.3 ft	4857	South of Ridgecrest	WG	2Q2021	410-34809-20	SW8260C	4/12/2021	N	INITIAL	1	NONE	410-34809-1	108-90-7	Chlorobenzene	< 0.50	0.5	ug/l	N	U	U	0.20	0.50	1.0	ug/l	NS	100	78	100
KAFB-106248-452	GW248-452-612	4/5/2021	FD	493.3 ft	4857	South of Ridgecrest	WG	2Q2021	410-34809-20	SW8260C	4/12/2021	N	INITIAL	1	NONE	410-34809-1	120-82-1	1,2,4-Trichlorobenzene	< 1.0	1	ug/l	N	U	U	0.30	1.0	5.0	ug/l	NS	70	11	70
KAFB-106248-452	GW248-452-612	4/5/2021	FD	493.3 ft	4857	South of Ridgecrest	WG	2Q2021	410-34809-20	SW8260C	4/12/2021	N	INITIAL	1	NONE	410-34809-1	124-48-1	Dibromochloromethane	< 0.50	0.5	ug/l	N	U	U	0.20	0.50	1.0	ug/l	NS	80	1.7	80
KAFB-106248-452	GW248-452-612	4/5/2021	FD	493.3 ft	4857	South of Ridgecrest	WG	2Q2021	410-34809-20	SW8260C	4/12/2021	N	INITIAL	1	NONE	410-34809-1	127-18-4	Tetrachloroethene	< 0.50	0.5	ug/l	N	U	U	0.20	0.50	1.0	ug/l	20	5	110	5
KAFB-106248-452	GW248-452-612	4/5/2021	FD	493.3 ft	4857	South of Ridgecrest	WG	2Q2021	410-34809-20	SW8260C	4/12/2021	N	INITIAL	1	NONE	410-34809-1	1330-20-7	Xylenes, total	< 2.8	2.8	ug/l	N	U	U	1.4	2.8	6.0	ug/l	620	10000	190	620
KAFB-106248-452	GW248-452-612	4/5/2021	FD	493.3 ft	4857	South of Ridgecrest	WG	2Q2021	410-34809-20	SW8260C	4/12/2021	N	INITIAL	1	NONE	410-34809-1	135-98-8	sec-Butylbenzene	< 0.50	0.5	ug/l	N	U	UM	0.20	0.50	5.0	ug/l	NS	NS	2000	2000
KAFB-106248-452	GW248-452-612	4/5/2021	FD	493.3 ft	4857	South of Ridgecrest	WG	2Q2021	410-34809-20	SW8260C	4/12/2021	N	INITIAL	1	NONE	410-34809-1	142-28-9	1,3-Dichloropropane	< 0.50	0.5	ug/l	N	U	U	0.20	0.50	1.0	ug/l	NS	NS	370	370
KAFB-106248-452	GW248-452-612	4/5/2021	FD	493.3 ft	4857	South of Ridgecrest	WG	2Q2021	410-34809-20	SW8260C	4/12/2021	N	INITIAL	1	NONE	410-34809-1	156-59-2	cis-1,2-Dichloroethene	< 0.50	0.5	ug/l	N	U	U	0.20	0.50	1.0	ug/l	NS	70	36	70
KAFB-106248-452	GW248-452-612	4/5/2021	FD	493.3 ft	4857	South of Ridgecrest	WG	2Q2021	410-34809-20	SW8260C	4/12/2021	N	INITIAL	1	NONE	410-34809-1	156-60-5	trans-1,2-Dichloroethene	< 0.50	0.5	ug/l	N	U	U	0.20	0.50	1.0	ug/l	NS	100	68	100
KAFB-106248-452	GW248-452-612	4/5/2021	FD	493.3 ft	4857	South of Ridgecrest	WG	2Q2021	410-34809-20	SW8260C	4/12/2021	N	INITIAL	1	NONE	410-34809-1	1634-04-4	Methyl tert-butyl ether	< 0.50	0.5	ug/l	N	U	U	0.20	0.50	1.0	ug/l	NS	NS	140	140
KAFB-106248-452	GW248-452-612	4/5/2021	FD	493.3 ft	4857	South of Ridgecrest	WG	2Q2021	410-34809-20	SW8260C	4/12/2021	N	INITIAL	1	NONE	410-34809-1	179601-23-1	m- & p-Xylenes	< 2.0	2	ug/l	N	U	U	1.0	2.0	5.0	ug/l	NS	NS	190	10000
KAFB-106248-452	GW248-452-612	4/5/2021	FD	493.3 ft	4857	South of Ridgecrest	WG	2Q2021	410-34809-20	SW8260C	4/12/2021	N	INITIAL	1	NONE	410-34809-1	541-73-1	1,3-Dichlorobenzene	< 0.50	0.5	ug/l	N	U	U	0.20	0.50	5.0	ug/l	NS	600	300	600
KAFB-106248-452	GW248-452-612	4/5/2021	FD	493.3 ft	4857	South of Ridgecrest	WG	2Q2021	410-34809-20	SW8260C	4/12/2021	N	INITIAL	1	NONE	410-34809-1	56-23-5	Carbon tetrachloride	< 0.50	0.5	ug/l	N	U	U	0.20	0.50	1.0	ug/l	10	5	0.46	5
KAFB-106248-452	GW248-452-612	4/5/2021	FD	493.3 ft	4857	South of Ridgecrest	WG	2Q2021	410-34809-20	SW8260C	4/12/2021	N	INITIAL	1	NONE	410-34809-1	563-58-6	1,1-Dichloropropene	< 0.50	0.5	ug/l	N	U	U	0.20	0.50	5.0	ug/l	NS	NS	NS	NS
KAFB-106248-452	GW248-452-612	4/5/2021	FD	493.3 ft	4857	South of Ridgecrest	WG	2Q2021	410-34809-20	SW8260C	4/12/2021	N	INITIAL	1	NONE	410-34809-1	591-78-6	2-Hexanone	< 1.0	1	ug/l	N	U	U	0.30	1.0	10	ug/l	NS	NS	38	38
KAFB-106248-452	GW248-452-612	4/5/2021	FD	493.3 ft	4857	South of Ridgecrest	WG	2Q2021	410-34809-20	SW8260C	4/12/2021	N	INITIAL	1	NONE	410-34809-1	594-20-7	2,2-Dichloropropane	< 0.50	0.5	ug/l	N	U	U	0.30	0.50	1.0	ug/l	NS	NS	NS	NS
KAFB-106248-452	GW248-452-612	4/5/2021	FD	493.3 ft	4857	South of Ridgecrest	WG	2Q2021	410-34809-20	SW8260C	4/12/2021	N	INITIAL	1	NONE	410-34809-1	630-20-6	1,1,1,2-Tetrachloroethane	< 0.50	0.5	ug/l	N	U	U	0.20	0.50	1.0	ug/l	NS	NS	5.7	5.7
KAFB-106248-452	GW248-452-612	4/5/2021	FD	493.3 ft	4857	South of Ridgecrest	WG	2Q2021	410-34809-20	SW8260C	4/12/2021	N	INITIAL	1	NONE	410-34809-1	67-64-1	Acetone	1.5	1.5	ug/l	Y	J	J	0.70	2.0	20	ug/l	NS	NS	14000	14000
KAFB-106248-452	GW248-452-612	4/5/2021	FD	493.3 ft	4857	South of Ridgecrest	WG	2Q2021	410-34809-20	SW8260C	4/12/2021	N	INITIAL	1	NONE	410-34809-1	67-66-3	Chloroform	< 0.50	0.5	ug/l	N	U	U	0.20	0.50	1.0	ug/l	100	80	2.2	80
KAFB-106248-452	GW248-452-612	4/5/2021	FD	493.3 ft	4857	South of Ridgecrest	WG	2Q2021	410-34809-20	SW8260C	4/12/2021	N	INITIAL	1	NONE	410-34809-1	71-43-2	Benzene	< 0.50	0.5	ug/l	N	U	U	0.20	0.50	1.0	ug/l	10	5	4.6	5
KAFB-106248-452	GW248-452-612	4/5/2021	FD	493.3 ft	4857	South of Ridgecrest	WG	2Q2021	410-34809-20	SW8260C	4/12/2021	N	INITIAL	1	NONE	410-34809-1	71-55-6	1,1,1-Trichloroethane	< 0.50	0.5	ug/l	N	U	U	0.30	0.50	1.0	ug/l	60	200	8000	60
KAFB-106248-452	GW248-452-612	4/5/2021	FD	493.3 ft	4857	South of Ridgecrest	WG	2Q2021	410-34809-20	SW8260C	4/12/2021	N	INITIAL	1	NONE	410-34809-1	74-83-9	Bromomethane	< 0.50	0.5	ug/l	N	U	U	0.30	0.50	1.0	ug/l	NS	NS	7.5	7.5
KAFB-106248-452	GW248-452-612	4/5/2021	FD	493.3 ft	4857	South of Ridgecrest	WG	2Q2021	410-34809-20	SW8260C	4/12/2021	N	INITIAL	1	NONE	410-34809-1	74-87-3	Chloromethane	< 0.50	0.5	ug/l	N	U	U	0.20	0.50	1.0	ug/l	NS	NS	190	190
KAFB-106248-452	GW248-452-612	4/5/2021	FD	493.3 ft	4857	South of Ridgecrest	WG	2Q2021	410-34809-20	SW8260C	4/12/2021	N	INITIAL	1	NONE	410-34809-1	74-95-3	Dibromomethane	< 0.50	0.5	ug/l	N	U	U	0.20	0.50	1.0	ug/l	NS	NS	8	8
KAFB-106248-452	GW248-452-612	4/5/2021	FD	493.3 ft	4857	South of Ridgecrest	WG	2Q2021	410-34809-20	SW8260C	4/12/2021	N	INITIAL	1	NONE	410-34809-1	74-97-5	Bromochloromethane	< 0.50	0.5	ug/l	N	UJ	U^c	0.20	0.50	5.0	ug/l	NS	NS	83	83
KAFB-106248-452	GW248-452-612	4/5/2021	FD	493.3 ft	4857	South of Ridgecrest	WG	2Q2021	410-34809-20	SW8260C	4/12/2021	N	INITIAL	1	NONE	410-34809-1	75-00-3	Chloroethane	< 0.50	0.5	ug/l	N	U	U	0.20	0.50	1.0	ug/l	NS	NS	21000	21000
KAFB-106248-452	GW248-452-612	4/5/2021	FD	493.3 ft	4857	South of Ridgecrest	WG	2Q2021	410-34809-20	SW8260C	4/12/2021	N	INITIAL	1	NONE	410-34809-1	75-01-4	Vinyl chloride	< 0.50	0.5	ug/l	N	U	U	0.20	0.50	1.0	ug/l	2	2	0.19	2
KAFB-106248-452	GW248-452-612	4/5/2021	FD	493.3 ft	4857	South of Ridgecrest	WG	2Q2021	410-34809-20	SW8260C	4/12/2021	N	INITIAL	1	NONE	410-34809-1	75-09-2	Methylene chloride	< 0.50	0.5	ug/l	N	U	U	0.30	0.50	1.0	ug/l	100	5	110	5
KAFB-106248-452	GW248-452-612	4/5/2021	FD	493.3 ft	4857	South of Ridgecrest	WG	2Q2021	410-34809-20	SW8260C	4/12/2021	N	INITIAL	1	NONE	410-34809-1	75-15-0	Carbon disulfide	< 0.50	0.5	ug/l	N	U	U	0.20	0.50	5.0	ug/l	NS	NS	810	810
KAFB-106248-452	GW248-452-612	4/5/2021	FD	493.3 ft	4857	South of Ridgecrest	WG	2Q2021	410-34809-20	SW8260C	4/12/2021	N	INITIAL	1	NONE	410-34809-1	75-25-2	Bromoform	< 2.0	2	ug/l	N	U	U	1.0	2.0	4.0	ug/l	NS	80	33	80
KAFB-106248-452	GW248-452-612	4/5/2021	FD	493.3 ft	4857	South of Ridgecrest	WG	2Q2021	410-34809-20	SW8260C	4/12/2021	N	INITIAL	1	NONE	410-34809-1	75-27-4	Bromodichloromethane	< 0.50	0.5	ug/l	N	U	U	0.20	0.50	1.0	ug/l	NS	80	1.3	80
KAFB-106248-452	GW248-452-612	4/5/2021	FD	493.3 ft	4857	South of Ridgecrest	WG	2Q2021	410-34809-20	SW8260C	4/12/2021	N	INITIAL	1	NONE	410-34809-1	75-34-3	1,1-Dichloroethane	< 0.50	0.5	ug/l	N	U	U	0.20	0.50	1.0	ug/l	25	NS	2.8	25
KAFB-106248-452	GW248-452-612	4/5/2021	FD	493.3 ft	4857	South of Ridgecrest	WG	2Q2021	410-34809-20	SW8260C	4/12/2021	N	INITIAL	1	NONE	410-34809-1	75-35-4	1,1-Dichloroethene	< 0.50	0.5	ug/l	N	U	U	0.20	0.50	1.0	ug/l	5	7	280	5
KAFB-106248-452	GW248-452-612	4/5/2021	FD	493.3 ft	4857	South of Ridgecrest	WG	2Q2021	410-34809-20	SW8260C	4/12/2021	N	INITIAL	1	NONE	410-34809-1	75-69-4	Trichlorofluoromethane	< 0.50	0.5	ug/l	N	U	U	0.20	0.50	1.0	ug/l	NS	NS	5200	1100
KAFB-106248-452	GW248-452-612	4/5/2021	FD	493.3 ft	4857	South of Ridgecrest	WG	2Q2021	410-34809-20	SW8260C	4/12/2021	N	INITIAL	1	NONE	410-34809-1	75-71-8	Dichlorodifluoromethane	< 0.50	0.5	ug/l	N	U	U	0.20	0.50	1.0	ug/l	NS	NS	200	200
KAFB-106248-452	GW248-452-612	4/5/2021	FD	493.3 ft	4857	South of Ridgecrest	WG	2Q2021	410-34809-20	SW8260C	4/12/2021	N	INITIAL	1	NONE	410-34809-1	78-87-5	1,2-Dichloropropane	< 0.50	0.5	ug/l	N	U	U	0.20	0.50	1.0	ug/l	NS	5	8.25	5
KAFB-106248-452	GW248-452-612	4/5/2021	FD	493.3 ft	4857	South of Ridgecrest	WG	2Q2021	410-34809-20	SW8260C	4/12/2021	N	INITIAL	1	NONE	410-34809-1	78-93-3	2-Butanone	< 1.0	1	ug/l	N	U	U	0.30	1.0	10	ug/l	NS	NS	5600	5600
KAFB-106248-452	GW248-452-612	4/5/2021	FD	493.3 ft	4857	South of Ridgecrest	WG	2Q2021	410-34809-20	SW8260C	4/12/2021	N	INITIAL	1	NONE	410-34809-1	79-00-5	1,1,2-Trichloroethane	< 0.50	0.5	ug/l	N	U	U	0.20	0.50	1.0	ug/l	10	5	2.8	5
KAFB-106248-452	GW248-452-612	4/5/2021	FD	493.3 ft	4857	South of Ridgecrest	WG	2Q2021	410-34809-20	SW8260C	4/12/2021	N	INITIAL	1	NONE	410-34809-1	79-01-6	Trichloroethene	< 0.50	0.5	ug/l	N	U	U	0.20	0.50	1.0	ug/l	100	5	4.9	5
KAFB-106248-452	GW248-452-612	4/5/2021	FD	493.3 ft	4857	South of Ridgecrest	WG	2Q2021	410-34809-20	SW8260C	4/12/2021	N	INITIAL	1	NONE	410-34809-1	79-34-5	1,1,2,2-Tetrachloroethane	< 0.50	0.5	ug/l	N	U	U	0.20	0.50	1.0	ug/l	10	NS	0.76	10
KAFB-106248-452	GW248-452-612	4/5/2021	FD	493.3 ft	4857	South of Ridgecrest	WG	2Q2021	410-34809-20	SW8260C	4/12/2021	N	INITIAL	1	NONE	410-34809-1	87-61-6	1,2,3-Trichlorobenzene	< 1.0	1	ug/l	N	U	U	0.40	1.0	5.0	ug/l	NS	NS	7	7
KAFB-106248-452	GW248-452-612	4/5/2021	FD	493.3 ft	4857	South of Ridgecrest	WG	2Q2021	410-34809-20	SW8260C	4/12/2021	N	INITIAL	1	NONE	410-34809-1	87-68-3	Hexachloro-1,3-butadiene	< 4.0	4	ug/l	N	U	U	2.0	4.0	5.0	ug/l	NS	NS	1.4	4
KAFB-106248-452	GW248-452-612	4/5/2021	FD	493.3 ft	4857	South of Ridgecrest	WG	2Q2021	410-34809-20	SW8260C	4/12/2021	N	INITIAL	1	NONE	410-34809-1	91-20-3	Naphthalene	< 2.0	2	ug/l	N	U	U	1.0	2.0	5.0	ug/l	30	NS	1.2	30
KAFB-106248-452	GW248-452-612	4/5/2021	FD	493.3 ft	4857	South of Ridgecrest	WG	2Q2021	410-34809-20	SW8260C	4/12/2021	N	INITIAL	1	NONE	410-34809-1	95-47-6	o-Xylene	< 0.80	0.8	ug/l	N	U	U	0.40	0.80	1.0	ug/l	NS	NS	190	10000
KAFB-106248-452	GW248-452-612	4/5/2021	FD	493.3 ft	4857	South of Ridgecrest	WG	2Q2021	410-34809-20	SW8260C	4/12/2021	N	INITIAL	1	NONE	410-34809-1	95-49-8	2-Chlorotoluene	< 0.50	0.5	ug/l	N	U	U	0.20	0.50	5.0	ug/l	NS	NS	240	240
KAFB-106248-452	GW248-452-612	4/5/2021	FD	493.3 ft	4857	South of Ridgecrest	WG	2Q2021	410-34809-20	SW8260C	4/12/2021	N	INITIAL	1	NONE	410-34809-1	95-50-1	1,2-Dichlorobenzene	< 0.50	0.5	ug/l	N	U	U	0.20	0.50	5.0	ug/l	NS	600	300	600
KAFB-106248-452	GW248-452-612	4/5/2021	FD	493.3 ft	4857	South of Ridgecrest	WG	2Q2021	410-34809-20	SW8260C	4/12/2021	N	INITIAL	1	NONE	410-34809-1	95-63-6	1,2,4-Trimethylbenzene	< 2.0	2	ug/l	N	U	U	1.0	2.0	5.0	ug/l	NS	NS	56	56
KAFB-106248-452	GW248-452-612	4/5/2021	FD	493.3 ft	4857	South of Ridgecrest	WG	2Q2021	410-34809-20	SW8260C	4/12/2021	N	INITIAL	1	NONE	410-34809-1	96-12-8	1,2-Dibromo-3-chloropropane	< 1.0	1	ug/l	N	U	U	0.30	1.0	5.0	ug/l	NS	0.2	0.0033	1
KAFB-106248-452	GW248-452-612	4/5/2021	FD	493.3 ft	4857	South of Ridgecrest	WG	2Q2021	410-34809-20	SW8260C	4/12/2021	N	INITIAL	1	NONE	410-34809-1	96-18-4	1,2,3-Trichloropropane	< 0.50	0.5	ug/l	N	U	U	0.20	0.50	5.0	ug/l	NS	NS	0.0075	0.05
KAFB-106248-452	GW248-452-612	4/5/2021	FD	493.3 ft	4857	South of Ridgecrest	WG	2Q2021	410-34809-20	SW8260C	4/12/2021	N	INITIAL	1	NONE	410-34809-1	98-06-6	tert-Butylbenzene	< 1.0	1	ug/l	N	U	U	0.30	1.0	5.0	ug/l	NS	NS	690	690
KAFB-106248-452	GW248-452-612	4/5/2021	FD	493.3 ft	4857	South of Ridgecrest	WG	2Q2021	410-34809-20	SW8260C	4/12/2021	N	INITIAL	1	NONE	410-34809-1	98-82-8	Isopropylbenzene	< 0.50	0.5	ug/l	N	U	U	0.20	0.50	5.0	ug/l	NS	NS	450	450
KAFB-106248-452	GW248-452-612	4/5/2021	FD	493.3 ft	4857	South of Ridgecrest	WG	2Q2021	410-34809-20	SW8260C	4/12/2021	N	INITIAL	1	NONE	410-34809-1	99-87-6	4-Isopropyltoluene	< 0.50	0.5	ug/l	N	U	UM	0.20	0.50	5.0	ug/l	NS	NS	NS	NS
KAFB-106252-425	GW252-425-211	3/23/2021	N	463 ft	4857	North of Ridgecrest	WG	2Q2021	410-33446-1	E300.0	3/30/2021	N	INITIAL	5	NONE	410-33446-1	14808-79-8	Sulfate	61	61	mg/l	Y		D	1.5	4.5	5.0	mg/l	600	250	NS	600
KAFB-106252-425	GW252-425-211	3/23/2021	N	463 ft	4857	North of Ridgecrest	WG	2Q2021	410-33446-1	E300.0	3/30/2021	N	INITIAL	5	NONE	410-33446-1	24959-67-9	Bromide	< 2.0	2	mg/l	N	U	U	1.3	2.0	2.5	mg/l	NS	NS	NS	NS
KAFB-106252-425	GW252-425-211	3/23/2021	N	463 ft	4857	North of Ridgecrest	WG	2Q2021	410-33446-1	E300.0	3/30/2021	N	INITIAL	50	NONE	410-33446-1	16887-00-6	Chloride	67	67	mg/l	Y		D	10	15	20	mg/l	250	250	NS	250
KAFB-106252-425	GW252-425-211	3/23/2021	N	463 ft	4857	North of Ridgecrest	WG	2Q2021	410-33446-1	E353.2	3/30/2021	N	INITIAL	5	NONE	410-33446-1	NNN	Nitrogen as nitrate + nitrite	2.1	2.1	mg/l	Y			0.20	0.45	0.50	mg/l	10	10	NS	10
KAFB-106252-425	GW252-425-211	3/23/2021	N	463 ft	4857	North of Ridgecrest	WG	2Q2021	410-33446-1	SM2320B	3/27/2021	N	INITIAL	1	NONE	410-33446-1	ALK	Alkalinity, total (as CaCO3)	91	91	mg/l	Y			2.6	6.0	8.0	mg/l	NS	NS	NS	NS
KAFB-106252-425	GW252-425-211	3/23/2021	N	463 ft	4857	North of Ridgecrest	WG	2Q2021	410-33446-1	SM2320B	3/27/2021	N	INITIAL	1	NONE	410-33446-1	ALK-B	Alkalinity, bicarbonate (as CaCO3)	91	91	mg/l	Y			2.6	6.0	8.0	mg/l	NS	NS	NS	NS
KAFB-106252-425	GW252-425-211	3/23/2021	N	463 ft	4857	North of Ridgecrest	WG	2Q2021	410-33446-1	SM2320B	3/27/2021	N	INITIAL	1	NONE	410-33446-1	ALK-C	Alkalinity, carbonate (as CaCO3)	< 6.0	6	mg/l	N	U	U	2.6	6.0	8.0	mg/l	NS	NS	NS	NS
KAFB-106252-425	GW252-425-211	3/23/2021	N	463 ft	4857	North of Ridgecrest	WG	2Q2021	410-33446-1	SW6010C	3/30/2021	T	INITIAL	1	SW3005	410-33446-1	7439-95-4	Magnesium	8.2	8.2	mg/l	Y			0.040	0.075	0.10	mg/l	NS	NS	NS	NS
KAFB-106252-425	GW252-425-211	3/23/2021	N	463 ft	4857	North of Ridgecrest	WG	2Q2021	410-33446-1	SW6010C	3/30/2021	T	INITIAL	1	SW3005	410-33446-1	7440-09-7	Potassium	3.6	3.6	mg/l	Y			0.20	0.45	0.50	mg/l	NS	NS	NS	NS
KAFB-106252-425	GW252-425-211	3/23/2021	N	463 ft	4857	North of Ridgecrest	WG	2Q2021	410-33446-1	SW6010C	3/30/2021	T	INITIAL	1	SW3005	410-33446-1	7440-23-5	Sodium	28	28	mg/l	Y			0.24	0.50	1.0	mg/l	NS	NS	NS	NS
KAFB-106252-425	GW252-425-211	3/23/2021	N	463 ft	4857	North of Ridgecrest	WG	2Q2021	410-33446-1	SW6010C	3/30/2021	T	INITIAL	1	SW3005	410-33446-1	7440-70-2	Calcium	61	61	mg/l	Y			0.096	0.15	0.20	mg/l	NS	NS	NS	NS
KAFB-106252-425	GW252-425-211	3/23/2021	N	463 ft	4857	North of Ridgecrest	WG	2Q2021	410-33446-1	SW6010C	3/30/2021	D	INITIAL	1	METHOD	410-33446-1	7439-89-6	Iron	< 0.10	0.1	mg/l	N	U	U	0.041	0.10	0.21	mg/l	1.0	NS	NS	1.0
KAFB-106252-425	GW252-425-211	3/23/2021	N	463 ft	4857	North of Ridgecrest	WG	2Q2021	410-33446-1	SW6010C	4/1/2021	D	INITIAL	1	METHOD	410-33446-1	7439-96-5	Manganese	0.074	0.074	mg/l	Y			0.0031	0.0052	0.010	mg/l	0.2	NS	NS	0.2
KAFB-106252-425	GW252-425-211	3/23/2021	N	463 ft	4857	North of Ridgecrest	WG	2Q2021	410-33446-1	SW6020A	3/25/2021	T	INITIAL	1	SW3005	410-33446-1	7439-92-1	Lead	0.00011	0.00011	mg/l	Y	J	J	0.000071	0.00025	0.00050	mg/l	0.015	0.015	0.015	0.015
KAFB-106252-425	GW252-425-211	3/23/2021	N	463 ft	4857	North of Ridgecrest	WG	2Q2021	410-33446-1	SW6020A	3/25/2021	T	INITIAL	1	SW3005	410-33446-1	7440-38-2	Arsenic	< 0.0016	0.0016	mg/l	N	U	U	0.00068	0.0016	0.0020	mg/l	0.01	0.01	0.00052	0.01
KAFB-106252-425	GW252-425-211	3/23/2021	N	463 ft	4857	North of Ridgecrest	WG	2Q2021	410-33446-1	SW6020A	4/1/2021	D	INITIAL	1	METHOD	410-33446-1	7440-24-6	Strontium	0.38	0.38	mg/l	Y			0.00040	0.00082	0.0010	mg/l	NS	NS	12	NS
KAFB-106252-425	GW252-425-211	3/23/2021	N	463 ft	4857	North of Ridgecrest	WG	2Q2021	410-33446-1	SW6020A	4/1/2021	D	INITIAL	1	METHOD	410-33446-1	7440-38-2	Arsenic	< 0.0016	0.0016	mg/l	N	U	U	0.00070	0.0016	0.0021	mg/l	0.01	0.01	0.00052	0.01
KAFB-106252-425	GW252-425-211	3/23/2021	N	463 ft	4857	North of Ridgecrest	WG	2Q2021	410-33446-1	SW8011	3/29/2021	N	INITIAL	1	METHOD	410-33446-1	106-93-4	1,2-Dibromoethane	< 0.019	0.019	ug/l	N	U	UM	0.0096	0.019	0.029	ug/l	0.05	0.05	0.075	0.05
KAFB-106252-425	GW252-425-211	3/23/2021	N	463 ft	4857	North of Ridgecrest	WG	2Q2021	410-33446-1	SW8015M	3/25/2021	N	INITIAL	1	NONE	410-33446-1	TPH-GRO	TPH-GRO (C6-C10)	< 40	40	ug/l	N	U	UM	23	40	50	ug/l	NS	NS	500	500
KAFB-106252-425	GW252-425-211	3/23/2021	N	463 ft	4857	North of Ridgecrest	WG	2Q2021	410-33446-1	SW8015M	3/29/2021	N	INITIAL	1	SW3510C	410-33446-1	TPH-DRO	TPH-DRO (C10-C28)	< 90	90	ug/l	N	U	UM	45	90	100	ug/l	NS	NS	1300	1300
KAFB-106252-425	GW252-425-211	3/23/2021	N	463 ft	4857	North of Ridgecrest	WG	2Q2021	410-33446-1	SW8260C	4/1/2021	N	INITIAL	1	NONE	410-33446-1	100-41-4	Ethylbenzene	< 0.80	0.8	ug/l	N	U	U	0.40	0.80	1.0	ug/l	750	700	15	700
KAFB-106252-425	GW252-425-211	3/23/2021	N	463 ft	4857	North of Ridgecrest	WG	2Q2021	410-33446-1	SW8260C	4/1/2021	N	INITIAL	1	NONE	410-33446-1	100-42-5	Styrene	< 0.50	0.5	ug/l	N	U	U	0.20	0.50	5.0	ug/l	NS	100	1200	100
KAFB-106252-425	GW252-425-211	3/23/2021	N	463 ft	4857	North of Ridgecrest	WG	2Q2021	410-33446-1	SW8260C	4/1/2021	N	INITIAL	1	NONE	410-33446-1	10061-01-5	cis-1,3-Dichloropropene	< 0.50	0.5	ug/l	N	U	U	0.20	0.50	1.0	ug/l	NS	NS	4.7	4.7
KAFB-106252-425	GW252-425-211	3/23/2021	N	463 ft	4857	North of Ridgecrest	WG	2Q2021	410-33446-1	SW8260C	4/1/2021	N	INITIAL	1	NONE	410-33446-1	10061-02-6	trans-1,3-Dichloropropene	< 0.50	0.5	ug/l	N	U	U	0.20	0.50	1.0	ug/l	NS	NS	4.7	4.7
KAFB-106252-425	GW252-425-211	3/23/2021	N	463 ft	4857	North of Ridgecrest	WG	2Q2021	410-33446-1	SW8260C	4/1/2021	N	INITIAL	1	NONE	410-33446-1	103-65-1	n-Propylbenzene	< 0.50	0.5	ug/l	N	U	U	0.20	0.50	5.0	ug/l	NS	NS	660	660
KAFB-106252-425	GW252-425-211	3/23/2021	N	463 ft	4857	North of Ridgecrest	WG	2Q2021	410-33446-1	SW8260C	4/1/2021	N	INITIAL	1	NONE	410-33446-1	104-51-8	n-Butylbenzene	< 0.50	0.5	ug/l	N	U	U	0.20	0.50	5.0	ug/l	NS	NS	1000	1000
KAFB-106252-425	GW252-425-211	3/23/2021	N	463 ft	4857	North of Ridgecrest	WG	2Q2021	410-33446-1	SW8260C	4/1/2021	N	INITIAL	1	NONE	410-33446-1	106-43-4	4-Chlorotoluene	< 0.50	0.5	ug/l	N	U	U	0.20	0.50	5.0	ug/l	NS	NS	250	250
KAFB-106252-425	GW252-425-211	3/23/2021	N	463 ft	4857	North of Ridgecrest	WG	2Q2021	410-33446-1	SW8260C	4/1/2021	N	INITIAL	1	NONE	410-33446-1	106-46-7	1,4-Dichlorobenzene	< 0.50	0.5	ug/l	N	U	U	0.20	0.50	5.0	ug/l	NS	75	4.8	75
KAFB-106252-425	GW252-425-211	3/23/2021	N	463 ft	4857	North of Ridgecrest	WG	2Q2021	410-33446-1	SW8260C	4/1/2021	N	INITIAL	1	NONE	410-33446-1	106-93-4	1,2-Dibromoethane	< 0.50	0.5	ug/l	N	U	U	0.20	0.50	1.0	ug/l	0.05	0.05	0.075	0.05
KAFB-106252-425	GW252-425-211	3/23/2021	N	463 ft	4857	North of Ridgecrest	WG	2Q2021	410-33446-1	SW8260C	4/1/2021	N	INITIAL	1	NONE	410-33446-1	107-02-8	Acrolein	< 5.0	5	ug/l	N	U	U	3.0	5.0	100	ug/l	NS	NS	0.042	5
KAFB-106252-425	GW252-425-211	3/23/2021	N	463 ft	4857	North of Ridgecrest	WG	2Q2021	410-33446-1	SW8260C	4/1/2021	N	INITIAL	1	NONE	410-33446-1	107-06-2	1,2-Dichloroethane	< 0.50	0.5	ug/l	N	U	U	0.30	0.50	1.0	ug/l	10	5	1.7	5
KAFB-106252-425	GW252-425-211	3/23/2021	N	463 ft	4857	North of Ridgecrest	WG	2Q2021	410-33446-1	SW8260C	4/1/2021	N	INITIAL	1	NONE	410-33446-1	107-13-1	Acrylonitrile	< 1.0	1	ug/l	N	UJ	U^c	0.30	1.0	20	ug/l	NS	NS	0.52	1
KAFB-106252-425	GW252-425-211	3/23/2021	N	463 ft	4857	North of Ridgecrest	WG	2Q2021	410-33446-1	SW8260C	4/1/2021	N	INITIAL	1	NONE	410-33446-1	108-05-4	Vinyl acetate	< 2.0	2	ug/l	N	U	U	0.70	2.0	10	ug/l	NS	NS	410	410
KAFB-106252-425	GW252-425-211	3/23/2021	N	463 ft	4857	North of Ridgecrest	WG	2Q2021	410-33446-1	SW8260C	4/1/2021	N	INITIAL	1	NONE	410-33446-1	108-10-1	4-Methyl-2-pentanone	< 1.0	1	ug/l	N	UJ	U^c	0.50	1.0	10	ug/l	NS	NS	6300	1200
KAFB-106252-425	GW252-425-211	3/23/2021	N	463 ft	4857	North of Ridgecrest	WG	2Q2021	410-33446-1	SW8260C	4/1/2021	N	INITIAL	1	NONE	410-33446-1	108-67-8	1,3,5-Trimethylbenzene	< 1.0	1	ug/l	N	U	U	0.30	1.0	5.0	ug/l	NS	NS	60	120
KAFB-106252-425	GW252-425-211	3/23/2021	N	463 ft	4857	North of Ridgecrest	WG	2Q2021	410-33446-1	SW8260C	4/1/2021	N	INITIAL	1	NONE	410-33446-1	108-86-1	Bromobenzene	< 0.50	0.5	ug/l	N	U	U	0.20	0.50	5.0	ug/l	NS	NS	62	62
KAFB-106252-425	GW252-425-211	3/23/2021	N	463 ft	4857	North of Ridgecrest	WG	2Q2021	410-33446-1	SW8260C	4/1/2021	N	INITIAL	1	NONE	410-33446-1	108-88-3	Toluene	< 0.50	0.5	ug/l	N	U	U	0.20	0.50	1.0	ug/l	1.000	1000	1100	1.000
KAFB-106252-425	GW252-425-211	3/23/2021	N	463 ft	4857	North of Ridgecrest	WG	2Q2021	410-33446-1	SW8260C	4/1/2021	N	INITIAL	1	NONE	410-33446-1	108-90-7	Chlorobenzene	< 0.50	0.5	ug/l	N	U	U	0.20	0.50	1.0	ug/l	NS	100	78	100
KAFB-106252-425	GW252-425-211	3/23/2021	N	463 ft	4857	North of Ridgecrest	WG	2Q2021	410-33446-1	SW8260C	4/1/2021	N	INITIAL	1	NONE	410-33446-1	120-82-1	1,2,4-Trichlorobenzene	< 1.0	1	ug/l	N	U	U	0.30	1.0	5.0	ug/l	NS	70	11	70
KAFB-106252-425	GW252-425-211	3/23/2021	N	463 ft	4857	North of Ridgecrest	WG	2Q2021	410-33446-1	SW8260C	4/1/2021	N	INITIAL	1	NONE	410-33446-1	124-48-1	Dibromochloromethane	< 0.50	0.5	ug/l	N	U	U	0.20	0.50	1.0	ug/l	NS	80	1.7	80
KAFB-106252-425	GW252-425-211	3/23/2021	N	463 ft	4857	North of Ridgecrest	WG	2Q2021	410-33446-1	SW8260C	4/1/2021	N	INITIAL	1	NONE	410-33446-1	127-18-4	Tetrachloroethene	< 0.50	0.5	ug/l	N	U	U	0.20	0.50	1.0	ug/l	20	5	110	5
KAFB-106252-425	GW252-425-211	3/23/2021	N	463 ft	4857	North of Ridgecrest	WG	2Q2021	410-33446-1	SW8260C	4/1/2021	N	INITIAL	1	NONE	410-33446-1	1330-20-7	Xylenes, total	< 2.8	2.8	ug/l	N	U	U	1.4	2.8	6.0	ug/l	620	10000	190	620
KAFB-106252-425	GW252-425-211	3/23/2021	N	463 ft	4857	North of Ridgecrest	WG	2Q2021	410-33446-1	SW8260C	4/1/2021	N	INITIAL	1	NONE	410-33446-1	135-98-8	sec-Butylbenzene	< 0.50	0.5	ug/l	N	U	U	0.20	0.50	5.0	ug/l	NS	NS	2000	2000
KAFB-106252-425	GW252-425-211	3/23/2021	N	463 ft	4857	North of Ridgecrest	WG	2Q2021	410-33446-1	SW8260C	4/1/2021	N	INITIAL	1	NONE	410-33446-1	142-28-9	1,3-Dichloropropane	< 0.50	0.5	ug/l	N	U	U	0.20	0.50	1.0	ug/l	NS	NS	370	370
KAFB-106252-425	GW252-425-211	3/23/2021	N	463 ft	4857	North of Ridgecrest	WG	2Q2021	410-33446-1	SW8260C	4/1/2021	N	INITIAL	1	NONE	410-33446-1	156-59-2	cis-1,2-Dichloroethene	< 0.50	0.5	ug/l	N	U	U	0.20	0.50	1.0	ug/l	NS	70	36	70
KAFB-106252-425	GW252-425-211	3/23/2021	N	463 ft	4857	North of Ridgecrest	WG	2Q2021	410-33446-1	SW8260C	4/1/2021	N	INITIAL	1	NONE	410-33446-1	156-60-5	trans-1,2-Dichloroethene	< 0.50	0.5	ug/l	N	U	U	0.20	0.50	1.0	ug/l	NS	100	68	100
KAFB-106252-425	GW252-425-211	3/23/2021	N	463 ft	4857	North of Ridgecrest	WG	2Q2021	410-33446-1	SW8260C	4/1/2021	N	INITIAL	1	NONE	410-33446-1	1634-04-4	Methyl tert-butyl ether	< 0.50	0.5	ug/l	N	U	U	0.20	0.50	1.0	ug/l	NS	NS	140	140
KAFB-106252-425	GW252-425-211	3/23/2021	N	463 ft	4857	North of Ridgecrest	WG	2Q2021	410-33446-1	SW8260C	4/1/2021	N	INITIAL	1	NONE	410-33446-1	179601-23-1	m- & p-Xylenes	< 2.0	2	ug/l	N	U	U	1.0	2.0	5.0	ug/l	NS	NS	190	10000
KAFB-106252-425	GW252-425-211	3/23/2021	N	463 ft	4857	North of Ridgecrest	WG	2Q2021	410-33446-1	SW8260C	4/1/2021	N	INITIAL	1	NONE	410-33446-1	541-73-1	1,3-Dichlorobenzene	< 0.50	0.5	ug/l	N	U	U	0.20	0.50	5.0	ug/l	NS	600	300	600
KAFB-106252-425	GW252-425-211	3/23/2021	N	463 ft	4857	North of Ridgecrest	WG	2Q2021	410-33446-1	SW8260C	4/1/2021	N	INITIAL	1	NONE	410-33446-1	56-23-5	Carbon tetrachloride	< 0.50	0.5	ug/l	N	U	U	0.20	0.50	1.0	ug/l	10	5	0.46	5
KAFB-106252-425	GW252-425-211	3/23/2021	N	463 ft	4857	North of Ridgecrest	WG	2Q2021	410-33446-1	SW8260C	4/1/2021	N	INITIAL	1	NONE	410-33446-1	563-58-6	1,1-Dichloropropene	< 0.50	0.5	ug/l	N	U	U	0.20	0.50	5.0	ug/l	NS	NS	NS	NS
KAFB-106252-425	GW252-425-211	3/23/2021	N	463 ft	4857	North of Ridgecrest	WG	2Q2021	410-33446-1	SW8260C	4/1/2021	N	INITIAL	1	NONE	410-33446-1	591-78-6	2-Hexanone	< 1.0	1	ug/l	N	UJ	U^c	0.30	1.0	10	ug/l	NS	NS	38	38
KAFB-106252-425	GW252-425-211	3/23/2021	N	463 ft	4857	North of Ridgecrest	WG	2Q2021	410-33446-1	SW8260C	4/1/2021	N	INITIAL	1	NONE	410-33446-1	594-20-7	2,2-Dichloropropane	< 0.50	0.5	ug/l	N	U	U	0.30	0.50	1.0	ug/l	NS	NS	NS	NS
KAFB-106252-425	GW252-425-211	3/23/2021	N	463 ft	4857	North of Ridgecrest	WG	2Q2021	410-33446-1	SW8260C	4/1/2021	N	INITIAL	1	NONE	410-33446-1	630-20-6	1,1,1,2-Tetrachloroethane	< 0.50	0.5	ug/l	N	U	U	0.20	0.50	1.0	ug/l	NS	NS	5.7	5.7
KAFB-106252-425	GW252-425-211	3/23/2021	N	463 ft	4857	North of Ridgecrest	WG	2Q2021	410-33446-1	SW8260C	4/1/2021	N	INITIAL	1	NONE	410-33446-1	67-64-1	Acetone	< 2.0	2	ug/l	N	U	U	0.70	2.0	20	ug/l	NS	NS	14000	14000
KAFB-106252-425	GW252-425-211	3/23/2021	N	463 ft	4857	North of Ridgecrest	WG	2Q2021	410-33446-1	SW8260C	4/1/2021	N	INITIAL	1	NONE	410-33446-1	67-66-3	Chloroform	< 0.50	0.5	ug/l	N	U	U	0.20	0.50	1.0	ug/l	100	80	2.2	80
KAFB-106252-425	GW252-425-211	3/23/2021	N	463 ft	4857	North of Ridgecrest	WG	2Q2021	410-33446-1	SW8260C	4/1/2021	N	INITIAL	1	NONE	410-33446-1	71-43-2	Benzene	< 0.50	0.5	ug/l	N	U	U	0.20	0.50	1.0	ug/l	10	5	4.6	5
KAFB-106252-425	GW252-425-211	3/23/2021	N	463 ft	4857	North of Ridgecrest	WG	2Q2021	410-33446-1	SW8260C	4/1/2021	N	INITIAL	1	NONE	410-33446-1	71-55-6	1,1,1-Trichloroethane	< 0.50	0.5	ug/l	N	U	U	0.30	0.50	1.0	ug/l	60	200	8000	60
KAFB-106252-425	GW252-425-211	3/23/2021	N	463 ft	4857	North of Ridgecrest	WG	2Q2021	410-33446-1	SW8260C	4/1/2021	N	INITIAL	1	NONE	410-33446-1	74-83-9	Bromomethane	< 0.50	0.5	ug/l	N	U	U	0.30	0.50	1.0	ug/l	NS	NS	7.5	7.5
KAFB-106252-425	GW252-425-211	3/23/2021	N	463 ft	4857	North of Ridgecrest	WG	2Q2021	410-33446-1	SW8260C	4/1/2021	N	INITIAL	1	NONE	410-33446-1	74-87-3	Chloromethane	< 0.50	0.5	ug/l	N	U	U	0.20	0.50	1.0	ug/l	NS	NS	190	190
KAFB-106252-425	GW252-425-211	3/23/2021	N	463 ft	4857	North of Ridgecrest	WG	2Q2021	410-33446-1	SW8260C	4/1/2021	N	INITIAL	1	NONE	410-33446-1	74-95-3	Dibromomethane	< 0.50	0.5	ug/l	N	U	U	0.20	0.50	1.0	ug/l	NS	NS	8	8
KAFB-106252-425	GW252-425-211	3/23/2021	N	463 ft	4857	North of Ridgecrest	WG	2Q2021	410-33446-1	SW8260C	4/1/2021	N	INITIAL	1	NONE	410-33446-1	74-97-5	Bromochloromethane	< 0.50	0.5	ug/l	N	U	U	0.20	0.50	5.0	ug/l	NS	NS	83	83
KAFB-106252-425	GW252-425-211	3/23/2021	N	463 ft	4857	North of Ridgecrest	WG	2Q2021	410-33446-1	SW8260C	4/1/2021	N	INITIAL	1	NONE	410-33446-1	75-00-3	Chloroethane	< 0.50	0.5	ug/l	N	U	U	0.20	0.50	1.0	ug/l	NS	NS	21000	21000
KAFB-106252-425	GW252-425-211	3/23/2021	N	463 ft	4857	North of Ridgecrest	WG	2Q2021	410-33446-1	SW8260C	4/1/2021	N	INITIAL	1	NONE	410-33446-1	75-01-4	Vinyl chloride	< 0.50	0.5	ug/l	N	U	U	0.20	0.50	1.0	ug/l	2	2	0.19	2
KAFB-106252-425	GW252-425-211	3/23/2021	N	463 ft	4857	North of Ridgecrest	WG	2Q2021	410-33446-1	SW8260C	4/1/2021	N	INITIAL	1	NONE	410-33446-1	75-09-2	Methylene chloride	< 0.50	0.5	ug/l	N	U	U	0.30	0.50	1.0	ug/l	100	5	110	5
KAFB-106252-425	GW252-425-211	3/23/2021	N	463 ft	4857	North of Ridgecrest	WG	2Q2021	410-33446-1	SW8260C	4/1/2021	N	INITIAL	1	NONE	410-33446-1	75-15-0	Carbon disulfide	< 0.50	0.5	ug/l	N	U	U	0.20	0.50	5.0	ug/l	NS	NS	810	810
KAFB-106252-425	GW252-425-211	3/23/2021	N	463 ft	4857	North of Ridgecrest	WG	2Q2021	410-33446-1	SW8260C	4/1/2021	N	INITIAL	1	NONE	410-33446-1	75-25-2	Bromoform	< 2.0	2	ug/l	N	U	U	1.0	2.0	4.0	ug/l	NS	80	33	80
KAFB-106252-425	GW252-425-211	3/23/2021	N	463 ft	4857	North of Ridgecrest	WG	2Q2021	410-33446-1	SW8260C	4/1/2021	N	INITIAL	1	NONE	410-33446-1	75-27-4	Bromodichloromethane	< 0.50	0.5	ug/l	N	U	U	0.20	0.50	1.0	ug/l	NS	80	1.3	80
KAFB-106252-425	GW252-425-211	3/23/2021	N	463 ft	4857	North of Ridgecrest	WG	2Q2021	410-33446-1	SW8260C	4/1/2021	N	INITIAL	1	NONE	410-33446-1	75-34-3	1,1-Dichloroethane	< 0.50	0.5	ug/l	N	U	U	0.20	0.50	1.0	ug/l	25	NS	2.8	25
KAFB-106252-425	GW252-425-211	3/23/2021	N	463 ft	4857	North of Ridgecrest	WG	2Q2021	410-33446-1	SW8260C	4/1/2021	N	INITIAL	1	NONE	410-33446-1	75-35-4	1,1-Dichloroethene	< 0.50	0.5	ug/l	N	U	U	0.20	0.50	1.0	ug/l	5	7	280	5
KAFB-106252-425	GW252-425-211	3/23/2021	N	463 ft	4857	North of Ridgecrest	WG	2Q2021	410-33446-1	SW8260C	4/1/2021	N	INITIAL	1	NONE	410-33446-1	75-69-4	Trichlorofluoromethane	< 0.50	0.5	ug/l	N	U	U	0.20	0.50	1.0	ug/l	NS	NS	5200	1100
KAFB-106252-425	GW252-425-211	3/23/2021	N	463 ft	4857	North of Ridgecrest	WG	2Q2021	410-33446-1	SW8260C	4/1/2021	N	INITIAL	1	NONE	410-33446-1	75-71-8	Dichlorodifluoromethane	< 0.50	0.5	ug/l	N	U	U	0.20	0.50	1.0	ug/l	NS	NS	200	200
KAFB-106252-425	GW252-425-211	3/23/2021	N	463 ft	4857	North of Ridgecrest	WG	2Q2021	410-33446-1	SW8260C	4/1/2021	N	INITIAL	1	NONE	410-33446-1	78-87-5	1,2-Dichloropropane	< 0.50	0.5	ug/l	N	U	U	0.20	0.50	1.0	ug/l	NS	5	8.25	5
KAFB-106252-425	GW252-425-211	3/23/2021	N	463 ft	4857	North of Ridgecrest	WG	2Q2021	410-33446-1	SW8260C	4/1/2021	N	INITIAL	1	NONE	410-33446-1	78-93-3	2-Butanone	< 1.0	1	ug/l	N	UJ	U^c	0.30	1.0	10	ug/l	NS	NS	5600	5600
KAFB-106252-425	GW252-425-211	3/23/2021	N	463 ft	4857	North of Ridgecrest	WG	2Q2021	410-33446-1	SW8260C	4/1/2021	N	INITIAL	1	NONE	410-33446-1	79-00-5	1,1,2-Trichloroethane	< 0.50	0.5	ug/l	N	U	U	0.20	0.50	1.0	ug/l	10	5	2.8	5
KAFB-106252-425	GW252-425-211	3/23/2021	N	463 ft	4857	North of Ridgecrest	WG	2Q2021	410-33446-1	SW8260C	4/1/2021	N	INITIAL	1	NONE	410-33446-1	79-01-6	Trichloroethene	< 0.50	0.5	ug/l	N	U	U	0.20	0.50	1.0	ug/l	100	5	4.9	5
KAFB-106252-425	GW252-425-211	3/23/2021	N	463 ft	4857	North of Ridgecrest	WG	2Q2021	410-33446-1	SW8260C	4/1/2021	N	INITIAL	1	NONE	410-33446-1	79-34-5	1,1,2,2-Tetrachloroethane	< 0.50	0.5	ug/l	N	U	U	0.20	0.50	1.0	ug/l	10	NS	0.76	10
KAFB-106252-425	GW252-425-211	3/23/2021	N	463 ft	4857	North of Ridgecrest	WG	2Q2021	410-33446-1	SW8260C	4/1/2021	N	INITIAL	1	NONE	410-33446-1	87-61-6	1,2,3-Trichlorobenzene	< 1.0	1	ug/l	N	U	U	0.40	1.0	5.0	ug/l	NS	NS	7	7
KAFB-106252-425	GW252-425-211	3/23/2021	N	463 ft	4857	North of Ridgecrest	WG	2Q2021	410-33446-1	SW8260C	4/1/2021	N	INITIAL	1	NONE	410-33446-1	87-68-3	Hexachloro-1,3-butadiene	< 4.0	4	ug/l	N	U	U	2.0	4.0	5.0	ug/l	NS	NS	1.4	4
KAFB-106252-425	GW252-425-211	3/23/2021	N	463 ft	4857	North of Ridgecrest	WG	2Q2021	410-33446-1	SW8260C	4/1/2021	N	INITIAL	1	NONE	410-33446-1	91-20-3	Naphthalene	< 2.0	2	ug/l	N	U	U	1.0	2.0	5.0	ug/l	30	NS	1.2	30
KAFB-106252-425	GW252-425-211	3/23/2021	N	463 ft	4857	North of Ridgecrest	WG	2Q2021	410-33446-1	SW8260C	4/1/2021	N	INITIAL	1	NONE	410-33446-1	95-47-6	o-Xylene	< 0.80	0.8	ug/l	N	U	U	0.40	0.80	1.0	ug/l	NS	NS	190	10000
KAFB-106252-425	GW252-425-211	3/23/2021	N	463 ft	4857	North of Ridgecrest	WG	2Q2021	410-33446-1	SW8260C	4/1/2021	N	INITIAL	1	NONE	410-33446-1	95-49-8	2-Chlorotoluene	< 0.50	0.5	ug/l	N	U	U	0.20	0.50	5.0	ug/l	NS	NS	240	240
KAFB-106252-425	GW252-425-211	3/23/2021	N	463 ft	4857	North of Ridgecrest	WG	2Q2021	410-33446-1	SW8260C	4/1/2021	N	INITIAL	1	NONE	410-33446-1	95-50-1	1,2-Dichlorobenzene	< 0.50	0.5	ug/l	N	U	U	0.20	0.50	5.0	ug/l	NS	600	300	600
KAFB-106252-425	GW252-425-211	3/23/2021	N	463 ft	4857	North of Ridgecrest	WG	2Q2021	410-33446-1	SW8260C	4/1/2021	N	INITIAL	1	NONE	410-33446-1	95-63-6	1,2,4-Trimethylbenzene	< 2.0	2	ug/l	N	U	U	1.0	2.0	5.0	ug/l	NS	NS	56	56
KAFB-106252-425	GW252-425-211	3/23/2021	N	463 ft	4857	North of Ridgecrest	WG	2Q2021	410-33446-1	SW8260C	4/1/2021	N	INITIAL	1	NONE	410-33446-1	96-12-8	1,2-Dibromo-3-chloropropane	< 1.0	1	ug/l	N	U	U	0.30	1.0	5.0	ug/l	NS	0.2	0.0033	1
KAFB-106252-425	GW252-425-211	3/23/2021	N	463 ft	4857	North of Ridgecrest	WG	2Q2021	410-33446-1	SW8260C	4/1/2021	N	INITIAL	1	NONE	410-33446-1	96-18-4	1,2,3-Trichloropropane	< 0.50	0.5	ug/l	N	U	U	0.20	0.50	5.0	ug/l	NS	NS	0.0075	0.05
KAFB-106252-425	GW252-425-211	3/23/2021	N	463 ft	4857	North of Ridgecrest	WG	2Q2021	410-33446-1	SW8260C	4/1/2021	N	INITIAL	1	NONE	410-33446-1	98-06-6	tert-Butylbenzene	< 1.0	1	ug/l	N	U	U	0.30	1.0	5.0	ug/l	NS	NS	690	690
KAFB-106252-425	GW252-425-211	3/23/2021	N	463 ft	4857	North of Ridgecrest	WG	2Q2021	410-33446-1	SW8260C	4/1/2021	N	INITIAL	1	NONE	410-33446-1	98-82-8	Isopropylbenzene	< 0.50	0.5	ug/l	N	U	U	0.20	0.50	5.0	ug/l	NS	NS	450	450
KAFB-106252-425	GW252-425-211	3/23/2021	N	463 ft	4857	North of Ridgecrest	WG	2Q2021	410-33446-1	SW8260C	4/1/2021	N	INITIAL	1	NONE	410-33446-1	99-87-6	4-Isopropyltoluene	< 0.50	0.5	ug/l	N	U	U	0.20	0.50	5.0	ug/l	NS	NS	NS	NS
KAFB-106S10-443	GWS10-204	12/30/2020	N	483 ft	4857	South of Ridgecrest	WG	Vadose-Coring	410-25392-1	E300.0	1/7/2021	N	INITIAL	5	NONE	410-25392-1	14808-79-8	Sulfate	14	14	mg/l	Y		D	1.5	4.5	5	mg/l	600	250	NS	600
KAFB-106S10-443	GWS10-204	12/30/2020	N	483 ft	4857	South of Ridgecrest	WG	Vadose-Coring	410-25392-1	E300.0	1/7/2021	N	INITIAL	5	NONE	410-25392-1	16887-00-6	Chloride	15	15	mg/l	Y		D	1	1.5	2	mg/l	250	250	NS	250

KAFB-106S10-443	GWS10-204	12/30/2020	N	483 ft	4857	South of Ridgecrest	WG	Vadose-Coring	410-25392-1	E300.0	1/7/2021	N	INITIAL	5	NONE	410-25392-1	24959-67-9	Bromide	< 2	2	mg/l	N	U	U	1.3	2	2.5	mg/l	NS	NS	NS	NS
KAFB-106S10-443	GWS10-204	12/30/2020	N	483 ft	4857	South of Ridgecrest	WG	Vadose-Coring	410-25392-1	E353.2	1/7/2021	N	INITIAL	1	NONE	410-25392-1	NNN	Nitrogen as nitrate + nitrite	< 0.09	0.09	mg/l	N	U	U	0.04	0.09	0.1	mg/l	10	10	NS	10
KAFB-106S10-443	GWS10-204	12/30/2020	N	483 ft	4857	South of Ridgecrest	WG	Vadose-Coring	410-25392-1	SM2320B	1/6/2021	N	INITIAL	1	NONE	410-25392-1	ALK	Alkalinity, total (as CaCO3)	180	180	mg/l	Y	J	J1	2.6	6	8	mg/l	NS	NS	NS	NS
KAFB-106S10-443	GWS10-204	12/30/2020	N	483 ft	4857	South of Ridgecrest	WG	Vadose-Coring	410-25392-1	SM2320B	1/6/2021	N	INITIAL	1	NONE	410-25392-1	ALK-B	Alkalinity, bicarbonate (as CaCO3)	180	180	mg/l	Y			2.6	6	8	mg/l	NS	NS	NS	NS
KAFB-106S10-443	GWS10-204	12/30/2020	N	483 ft	4857	South of Ridgecrest	WG	Vadose-Coring	410-25392-1	SM2320B	1/6/2021	N	INITIAL	1	NONE	410-25392-1	ALK-C	Alkalinity, carbonate (as CaCO3)	< 6	6	mg/l	N	U	U	2.6	6	8	mg/l	NS	NS	NS	NS
KAFB-106S10-443	GWS10-204	12/30/2020	N	483 ft	4857	South of Ridgecrest	WG	Vadose-Coring	410-25392-1	SW6010C	1/10/2021	D	INITIAL	1	METHOD	410-25392-1	7439-89-6	Iron	0.046	0.046	mg/l	Y	J	J	0.041	0.1	0.21	mg/l	1.0	NS	NS	1.0
KAFB-106S10-443	GWS10-204	12/30/2020	N	483 ft	4857	South of Ridgecrest	WG	Vadose-Coring	410-25392-1	SW6010C	1/10/2021	D	INITIAL	1	METHOD	410-25392-1	7439-96-5	Manganese	0.6	0.6	mg/l	Y			0.0031	0.0052	0.01	mg/l	0.2	NS	NS	0.2
KAFB-106S10-443	GWS10-204	12/30/2020	N	483 ft	4857	South of Ridgecrest	WG	Vadose-Coring	410-25392-1	SW6010C	1/11/2021	T	INITIAL	1	SW3005	410-25392-1	7439-95-4	Magnesium	8.2	8.2	mg/l	Y			0.04	0.075	0.1	mg/l	NS	NS	NS	NS
KAFB-106S10-443	GWS10-204	12/30/2020	N	483 ft	4857	South of Ridgecrest	WG	Vadose-Coring	410-25392-1	SW6010C	1/11/2021	T	INITIAL	1	SW3005	410-25392-1	7440-09-7	Potassium	3.2	3.2	mg/l	Y			0.2	0.45	0.5	mg/l	NS	NS	NS	NS
KAFB-106S10-443	GWS10-204	12/30/2020	N	483 ft	4857	South of Ridgecrest	WG	Vadose-Coring	410-25392-1	SW6010C	1/11/2021	T	INITIAL	1	SW3005	410-25392-1	7440-23-5	Sodium	26	26	mg/l	Y			0.24	0.5	1	mg/l	NS	NS	NS	NS
KAFB-106S10-443	GWS10-204	12/30/2020	N	483 ft	4857	South of Ridgecrest	WG	Vadose-Coring	410-25392-1	SW6010C	1/11/2021	T	INITIAL	1	SW3005	410-25392-1	7440-70-2	Calcium	49	49	mg/l	Y			0.096	0.15	0.2	mg/l	NS	NS	NS	NS
KAFB-106S10-443	GWS10-204	12/30/2020	N	483 ft	4857	South of Ridgecrest	WG	Vadose-Coring	410-25392-1	SW6020A	1/7/2021	T	INITIAL	1	SW3005	410-25392-1	7439-92-1	Lead	< 0.00025	0.00025	mg/l	N	U	U	0.000071	0.00025	0.0005	mg/l	0.015	0.015	0.015	0.015
KAFB-106S10-443	GWS10-204	12/30/2020	N	483 ft	4857	South of Ridgecrest	WG	Vadose-Coring	410-25392-1	SW6020A	1/7/2021	T	INITIAL	1	SW3005	410-25392-1	7440-38-2	Arsenic	0.00085	0.00085	mg/l	Y	J	J	0.00068	0.0016	0.002	mg/l	0.01	0.01	0.00052	0.01
KAFB-106S10-443	GWS10-204	12/30/2020	N	483 ft	4857	South of Ridgecrest	WG	Vadose-Coring	410-25392-1	SW8011	1/11/2021	N	INITIAL	100	METHOD	410-25392-1	106-93-4	1,2-Dibromoethane	15	15	ug/l	Y		D	0.96	1.9	2.9	ug/l	0.05	0.05	0.075	0.05
KAFB-106S10-443	GWS10-204	12/30/2020	N	483 ft	4857	South of Ridgecrest	WG	Vadose-Coring	410-25392-1	SW8015M	1/6/2021	N	INITIAL	50	NONE	410-25392-1	TPH-GRO	TPH-GRO (C6-C10)	61000	61000	ug/l	Y		DM	1200	2000	2500	ug/l	NS	NS	500	500
KAFB-106S10-443	GWS10-204	12/30/2020	N	483 ft	4857	South of Ridgecrest	WG	Vadose-Coring	410-25392-1	SW8015M	1/7/2021	N	INITIAL	5	SW3510C	410-25392-1	TPHC28C40	TPH (C28-C40)	< 440	440	ug/l	N	U	U	220	440	490	ug/l				
KAFB-106S10-443	GWS10-204	12/30/2020	N	483 ft	4857	South of Ridgecrest	WG	Vadose-Coring	410-25392-1	SW8015M	1/7/2021	N	INITIAL	5	SW3510C	410-25392-1	TPH-DRO	TPH-DRO (C10-C28)	23000	23000	ug/l	Y		D	360	740	980	ug/l	NS	NS	1300	1300
KAFB-106S10-443	GWS10-204	12/30/2020	N	483 ft	4857	South of Ridgecrest	WG	Vadose-Coring	410-25392-1	SW8260C	1/12/2021	N	REANALYSIS	500	NONE	410-25392-1	108-88-3	Toluene	16000	16000	ug/l	Y		D	100	250	500	ug/l	1,000	1000	1100	1,000
KAFB-106249-450	GW249-211	2/24/2021	N	488.1 ft	4857		WG	Vadose-Coring	410-30853-1	E300.0	3/4/2021	N	INITIAL	5	NONE	410-30853-1	14808-79-8	Sulfate	28	28	mg/l	Y		D	1.5	4.5	5.0	mg/l	600	250	NS	600
KAFB-106251-443	GW251-211	2/23/2021	N	481.6 ft	4857		WG	Vadose-Coring	410-30853-2	SW8260C	3/9/2021	N	INITIAL	1	NONE	410-30853-1	135-98-8	sec-Butylbenzene	< 0.50	0.5	ug/l	N	U	U	0.20	0.50	5.0	ug/l	NS	NS	2000	2000
KAFB-106251-443	GW251-211	2/23/2021	N	481.6 ft	4857		WG	Vadose-Coring	410-30853-2	SW8260C	3/9/2021	N	INITIAL	1	NONE	410-30853-1	142-28-9	1,3-Dichloropropane	< 0.50	0.5	ug/l	N	U	U	0.20	0.50	1.0	ug/l	NS	NS	370	370
KAFB-106251-443	GW251-211	2/23/2021	N	481.6 ft	4857		WG	Vadose-Coring	410-30853-2	SW8260C	3/9/2021	N	INITIAL	1	NONE	410-30853-1	156-59-2	cis-1,2-Dichloroethene	< 0.50	0.5	ug/l	N	U	U	0.20	0.50	1.0	ug/l	NS	70	36	70
KAFB-106251-443	GW251-211	2/23/2021	N	481.6 ft	4857		WG	Vadose-Coring	410-30853-2	SW8260C	3/9/2021	N	INITIAL	1	NONE	410-30853-1	156-60-5	trans-1,2-Dichloroethene	< 0.50	0.5	ug/l	N	U	U	0.20	0.50	1.0	ug/l	NS	100	68	100
KAFB-106251-443	GW251-211	2/23/2021	N	481.6 ft	4857		WG	Vadose-Coring	410-30853-2	SW8260C	3/9/2021	N	INITIAL	1	NONE	410-30853-1	1634-04-4	Methyl tert-butyl ether	< 0.50	0.5	ug/l	N	U	U	0.20	0.50	1.0	ug/l	NS	NS	140	140
KAFB-106251-443	GW251-211	2/23/2021	N	481.6 ft	4857		WG	Vadose-Coring	410-30853-2	SW8260C	3/9/2021	N	INITIAL	1	NONE	410-30853-1	179601-23-1	m- & p-Xylenes	< 2.0	2	ug/l	N	U	U	1.0	2.0	5.0	ug/l	NS	NS	190	10000
KAFB-106251-443	GW251-211	2/23/2021	N	481.6 ft	4857		WG	Vadose-Coring	410-30853-2	SW8260C	3/9/2021	N	INITIAL	1	NONE	410-30853-1	541-73-1	1,3-Dichlorobenzene	< 0.50	0.5	ug/l	N	U	U	0.20	0.50	5.0	ug/l	NS	600	300	600
KAFB-106251-443	GW251-211	2/23/2021	N	481.6 ft	4857		WG	Vadose-Coring	410-30853-2	SW8260C	3/9/2021	N	INITIAL	1	NONE	410-30853-1	56-23-5	Carbon tetrachloride	< 0.50	0.5	ug/l	N	U	U	0.20	0.50	1.0	ug/l	10	5	0.46	5
KAFB-106251-443	GW251-211	2/23/2021	N	481.6 ft	4857		WG	Vadose-Coring	410-30853-2	SW8260C	3/9/2021	N	INITIAL	1	NONE	410-30853-1	563-58-6	1,1-Dichloropropene	< 0.50	0.5	ug/l	N	U	U	0.20	0.50	5.0	ug/l	NS	NS	NS	NS
KAFB-106251-443	GW251-211	2/23/2021	N	481.6 ft	4857		WG	Vadose-Coring	410-30853-2	SW8260C	3/9/2021	N	INITIAL	1	NONE	410-30853-1	591-78-6	2-Hexanone	< 1.0	1	ug/l	N	U	U	0.30	1.0	10	ug/l	NS	NS	38	38
KAFB-106251-443	GW251-211	2/23/2021	N	481.6 ft	4857		WG	Vadose-Coring	410-30853-2	SW8260C	3/9/2021	N	INITIAL	1	NONE	410-30853-1	594-20-7	2,2-Dichloropropane	< 0.50	0.5	ug/l	N	U	U	0.30	0.50	1.0	ug/l	NS	NS	NS	NS
KAFB-106251-443	GW251-211	2/23/2021	N	481.6 ft	4857		WG	Vadose-Coring	410-30853-2	SW8260C	3/9/2021	N	INITIAL	1	NONE	410-30853-1	630-20-6	1,1,1,2-Tetrachloroethane	< 0.50	0.5	ug/l	N	U	U	0.20	0.50	1.0	ug/l	NS	NS	5.7	5.7
KAFB-106251-443	GW251-211	2/23/2021	N	481.6 ft	4857		WG	Vadose-Coring	410-30853-2	SW8260C	3/9/2021	N	INITIAL	1	NONE	410-30853-1	67-64-1	Acetone	5.3	5.3	ug/l	Y	J	J	0.70	2.0	20	ug/l	NS	NS	14000	14000
KAFB-106251-443	GW251-211	2/23/2021	N	481.6 ft	4857		WG	Vadose-Coring	410-30853-2	SW8260C	3/9/2021	N	INITIAL	1	NONE	410-30853-1	67-66-3	Chloroform	< 0.50	0.5	ug/l	N	U	U	0.20	0.50	1.0	ug/l	100	80	2.2	80
KAFB-106251-443	GW251-211	2/23/2021	N	481.6 ft	4857		WG	Vadose-Coring	410-30853-2	SW8260C	3/9/2021	N	INITIAL	1	NONE	410-30853-1	71-43-2	Benzene	< 0.50	0.5	ug/l	N	U	U	0.20	0.50	1.0	ug/l	10	5	4.6	5
KAFB-106251-443	GW251-211	2/23/2021	N	481.6 ft	4857		WG	Vadose-Coring	410-30853-2	SW8260C	3/9/2021	N	INITIAL	1	NONE	410-30853-1	71-55-6	1,1,1-Trichloroethane	< 0.50	0.5	ug/l	N	U	U	0.30	0.50	1.0	ug/l	60	200	8000	60
KAFB-106251-443	GW251-211	2/23/2021	N	481.6 ft	4857		WG	Vadose-Coring	410-30853-2	SW8260C	3/9/2021	N	INITIAL	1	NONE	410-30853-1	74-83-9	Bromomethane	< 0.50	0.5	ug/l	N	U	U	0.30	0.50	1.0	ug/l	NS	NS	7.5	7.5
KAFB-106251-443	GW251-211	2/23/2021	N	481.6 ft	4857		WG	Vadose-Coring	410-30853-2	SW8260C	3/9/2021	N	INITIAL	1	NONE	410-30853-1	74-87-3	Chloromethane	< 0.50	0.5	ug/l	N	U	U	0.20	0.50	1.0	ug/l	NS	NS	190	190
KAFB-106251-443	GW251-211	2/23/2021	N	481.6 ft	4857		WG	Vadose-Coring	410-30853-2	SW8260C	3/9/2021	N	INITIAL	1	NONE	410-30853-1	74-95-3	Dibromomethane	< 0.50	0.5	ug/l	N	U	U	0.20	0.50	1.0	ug/l	NS	NS	8	8
KAFB-106251-443	GW251-211	2/23/2021	N	481.6 ft	4857		WG	Vadose-Coring	410-30853-2	SW8260C	3/9/2021	N	INITIAL	1	NONE	410-30853-1	74-97-5	Bromochloromethane	< 0.50	0.5	ug/l	N	U	U	0.20	0.50	5.0	ug/l	NS	NS	83	83
KAFB-106251-443	GW251-211	2/23/2021	N	481.6 ft	4857		WG	Vadose-Coring	410-30853-2	SW8260C	3/9/2021	N	INITIAL	1	NONE	410-30853-1	75-00-3	Chloroethane	< 0.50	0.5	ug/l	N	U	U	0.20	0.50	1.0	ug/l	NS	NS	21000	21000
KAFB-106251-443	GW251-211	2/23/2021	N	481.6 ft	4857		WG	Vadose-Coring	410-30853-2	SW8260C	3/9/2021	N	INITIAL	1	NONE	410-30853-1	75-01-4	Vinyl chloride	< 0.50	0.5	ug/l	N	U	U	0.20	0.50	1.0	ug/l	2	2	0.19	2
KAFB-106251-443	GW251-211	2/23/2021	N	481.6 ft	4857		WG	Vadose-Coring	410-30853-2	SW8260C	3/9/2021	N	INITIAL	1	NONE	410-30853-1	75-09-2	Methylene chloride	< 0.50	0.5	ug/l	N	U	U	0.30	0.50	1.0	ug/l	100	5	110	5
KAFB-106251-443	GW251-211	2/23/2021	N	481.6 ft	4857		WG	Vadose-Coring	410-30853-2	SW8260C	3/9/2021	N	INITIAL	1	NONE	410-30853-1	75-15-0	Carbon disulfide	< 0.50	0.5	ug/l	N	U	U	0.20	0.50	5.0	ug/l	NS	NS	810	810
KAFB-106251-443	GW251-211	2/23/2021	N	481.6 ft	4857		WG	Vadose-Coring	410-30853-2	SW8260C	3/9/2021	N	INITIAL	1	NONE	410-30853-1	75-25-2	Bromoform	< 2.0	2	ug/l	N	U	U	1.0	2.0	4.0	ug/l	NS	80	33	80
KAFB-106251-443	GW251-211	2/23/2021	N	481.6 ft	4857		WG	Vadose-Coring	410-30853-2	SW8260C	3/9/2021	N	INITIAL	1	NONE	410-30853-1	75-27-4	Bromodichloromethane	< 0.50	0.5	ug/l	N	U	U	0.20	0.50	1.0	ug/l	NS	80	1.3	80
KAFB-106251-443	GW251-211	2/23/2021	N	481.6 ft	4857		WG	Vadose-Coring	410-30853-2	SW8260C	3/9/2021	N	INITIAL	1	NONE	410-30853-1	75-34-3	1,1-Dichloroethane	< 0.50	0.5	ug/l	N	U	U	0.20	0.50	1.0	ug/l	25	NS	2.8	25
KAFB-106251-443	GW251-211	2/23/2021	N	481.6 ft	4857		WG	Vadose-Coring	410-30853-2	SW8260C	3/9/2021	N	INITIAL	1	NONE	410-30853-1	75-35-4	1,1-Dichloroethene	< 0.50	0.5	ug/l	N	U	U	0.20	0.50	1.0	ug/l	5	7	280	5
KAFB-106251-443	GW251-211	2/23/2021	N	481.6 ft	4857		WG	Vadose-Coring	410-30853-2	SW8260C	3/9/2021	N	INITIAL	1	NONE	410-30853-1	75-69-4	Trichlorofluoromethane	< 0.50	0.5	ug/l	N	U	U	0.20	0.50	1.0	ug/l	NS	NS	5200	1100
KAFB-106251-443	GW251-211	2/23/2021	N	481.6 ft	4857		WG	Vadose-Coring	410-30853-2	SW8260C	3/9/2021	N	INITIAL	1	NONE	410-30853-1	75-71-8	Dichlorodifluoromethane	< 0.50	0.5	ug/l	N	UJ	UQ	0.20	0.50	1.0	ug/l	NS	NS	200	200
KAFB-106251-443	GW251-211	2/23/2021	N	481.6 ft	4857		WG	Vadose-Coring	410-30853-2	SW8260C	3/9/2021	N	INITIAL	1	NONE	410-30853-1	78-87-5	1,2-Dichloropropane	< 0.50	0.5	ug/l	N	U	U	0.20	0.50	1.0	ug/l	NS	5	8.25	5
KAFB-106251-443	GW251-211	2/23/2021	N	481.6 ft	4857		WG	Vadose-Coring	410-30853-2	SW8260C	3/9/2021	N	INITIAL	1	NONE	410-30853-1	78-93-3	2-Butanone	0.31	0.31	ug/l	Y	J	J	0.30	1.0	10	ug/l	NS	NS	5600	5600
KAFB-106251-443	GW251-211	2/23/2021	N	481.6 ft	4857		WG	Vadose-Coring	410-30853-2	SW8260C	3/9/2021	N	INITIAL	1	NONE	410-30853-1	79-00-5	1,1,2-Trichloroethane	< 0.50	0.5	ug/l	N	U	U	0.20	0.50	1.0	ug/l	10	5	2.8	5
KAFB-106251-443	GW251-211	2/23/2021	N	481.6 ft	4857		WG	Vadose-Coring	410-30853-2	SW8260C	3/9/2021	N	INITIAL	1	NONE	410-30853-1	79-01-6	Trichloroethene	< 0.50	0.5	ug/l	N	U	U	0.20	0.50	1.0	ug/l	100	5	4.9	5
KAFB-106251-443	GW251-211	2/23/2021	N	481.6 ft	4857		WG	Vadose-Coring	410-30853-2	SW8260C	3/9/2021	N	INITIAL	1	NONE	410-30853-1	79-34-5	1,1,2,2-Tetrachloroethane	< 0.50	0.5	ug/l	N	U	U	0.20	0.50	1.0	ug/l	10	NS	0.76	10
KAFB-106251-443	GW251-211	2/23/2021	N	481.6 ft	4857		WG	Vadose-Coring	410-30853-2	SW8260C	3/9/2021	N	INITIAL	1	NONE	410-30853-1	87-61-6	1,2,3-Trichlorobenzene	< 1.0	1	ug/l	N	U	U	0.40	1.0	5.0	ug/l	NS	NS	7	7
KAFB-106251-443	GW251-211	2/23/2021	N	481.6 ft	4857		WG	Vadose-Coring	410-30853-2	SW8260C	3/9/2021	N	INITIAL	1	NONE	410-30853-1	87-68-3	Hexachloro-1,3-butadiene	< 4.0	4	ug/l	N	U	U	2.0	4.0	5.0	ug/l	NS	NS	1.4	4
KAFB-106251-443	GW251-211	2/23/2021	N	481.6 ft	4857		WG	Vadose-Coring	410-30853-2	SW8260C	3/9/2021	N	INITIAL	1	NONE	410-30853-1	91-20-3	Naphthalene	< 2.0	2	ug/l	N	U	U	1.0	2.0	5.0	ug/l	30	NS	1.2	30
KAFB-106251-443	GW251-211	2/23/2021	N	481.6 ft	4857		WG	Vadose-Coring	410-30853-2	SW8260C	3/9/2021	N	INITIAL	1	NONE	410-30853-1	95-47-6	o-Xylene	< 0.80	0.8	ug/l	N	U	U	0.40	0.80	1.0	ug/l	NS	NS	190	10000
KAFB-106251-443	GW251-211	2/23/2021	N	481.6 ft	4857		WG	Vadose-Coring	410-30853-2	SW8260C	3/9/2021	N	INITIAL	1	NONE	410-30853-1	95-49-8	2-Chlorotoluene	< 0.50	0.5	ug/l	N	U	U	0.20	0.50	5.0	ug/l	NS	NS	240	240
KAFB-106251-443	GW251-211	2/23/2021	N	481.6 ft	4857		WG	Vadose-Coring	410-30853-2	SW8260C	3/9/2021	N	INITIAL	1	NONE	410-30853-1	95-50-1	1,2-Dichlorobenzene	< 0.50	0.5	ug/l	N	U	U	0.20	0.50	5.0	ug/l	NS	600	300	600
KAFB-106251-443	GW251-211	2/23/2021	N	481.6 ft	4857		WG	Vadose-Coring	410-30853-2	SW8260C	3/9/2021	N	INITIAL	1	NONE	410-30853-1	95-63-6	1,2,4-Trimethylbenzene	< 2.0	2	ug/l	N	U	U	1.0	2.0	5.0	ug/l	NS	NS	56	56
KAFB-106251-443	GW251-211	2/23/2021	N	481.6 ft	4857		WG	Vadose-Coring	410-30853-2	SW8260C	3/9/2021	N	INITIAL	1	NONE	410-30853-1	96-12-8	1,2-Dibromo-3-chloropropane	< 1.0	1	ug/l	N	U	U	0.30	1.0	5.0	ug/l	NS	0.2	0.0033	1
KAFB-106251-443	GW251-211	2/23/2021	N	481.6 ft	4857		WG	Vadose-Coring	410-30853-2	SW8260C	3/9/2021	N	INITIAL	1	NONE	410-30853-1	96-18-4	1,2,3-Trichloropropane	< 0.50	0.5	ug/l	N	U	U	0.20	0.50	5.0	ug/l	NS	NS	0.0075	0.05
KAFB-106251-443	GW251-211	2/23/2021	N	481.6 ft	4857		WG	Vadose-Coring	410-30853-2	SW8260C	3/9/2021	N	INITIAL	1	NONE	410-30853-1	98-06-6	tert-Butylbenzene	< 1.0	1	ug/l	N	U	U	0.30	1.0	5.0	ug/l	NS	NS	690	690
KAFB-106251-443	GW251-211	2/23/2021	N	481.6 ft	4857		WG	Vadose-Coring	410-30853-2	SW8260C	3/9/2021	N	INITIAL	1	NONE	410-30853-1	98-82-8	Isopropylbenzene	< 0.50	0.5	ug/l	N	U	U	0.20	0.50	5.0	ug/l	NS	NS	450	450
KAFB-106251-443	GW251-211	2/23/2021	N	481.6 ft	4857		WG	Vadose-Coring	410-30853-2	SW8260C	3/9/2021	N	INITIAL	1	NONE	410-30853-1	99-87-6	4-Isopropyltoluene	< 0.50	0.5	ug/l	N	U	U	0.20	0.50	5.0	ug/l	NS	NS	NS	NS
KAFB-106249-450	GW249-211	2/24/2021	N	488.1 ft	4857		WG	Vadose-Coring	410-30853-1	E300.0	3/4/2021	N	INITIAL	5	NONE	410-30853-1	16887-00-6	Chloride	10	10	mg/l	Y	J-	J1D	1.0	1.5	2.0	mg/l	250	250	NS	250
KAFB-106249-450	GW249-211	2/24/2021	N	488.1 ft	4857		WG	Vadose-Coring	410-30853-1	E300.0	3/4/2021	N	INITIAL	5	NONE	410-30853-1	24959-67-9	Bromide	< 2.0	2	mg/l	N	U	U	1.3	2.0	2.5	mg/l	NS	NS	NS	NS
KAFB-106249-450	GW249-211	2/24/2021	N	488.1 ft	4857		WG	Vadose-Coring	410-30853-1	SM2320B	3/4/2021	N	INITIAL	1	NONE	410-30853-1	ALK	Alkalinity, total (as CaCO3)	160	160	mg/l	Y			2.6	6.0	8.0	mg/l	NS	NS	NS	NS
KAFB-106249-450	GW249-211	2/24/2021	N	488.1 ft	4857		WG	Vadose-Coring	410-30853-1	SM2320B	3/4/2021	N	INITIAL	1	NONE	410-30853-1	ALK-B	Alkalinity, bicarbonate (as CaCO3)	160	160	mg/l	Y			2.6	6.0	8.0	mg/l	NS	NS	NS	NS
KAFB-106249-450	GW249-211	2/24/2021	N	488.1 ft	4857		WG	Vadose-Coring	410-30853-1	SM2320B	3/4/2021	N	INITIAL	1	NONE	410-30853-1	ALK-C	Alkalinity, carbonate (as CaCO3)	< 6.0	6	mg/l	N	U	U	2.6	6.0	8.0	mg/l	NS	NS	NS	NS
KAFB-106249-450	GW249-211	2/24/2021	N	488.1 ft	4857		WG	Vadose-Coring	410-30853-1	SW6010C	3/4/2021	D	INITIAL	1	METHOD	410-30853-1	7439-89-6	Iron	0.12	0.12	mg/l	Y	J	J	0.041	0.1	0.21	mg/l	1.0	NS	NS	1.0
KAFB-106249-450	GW249-211	2/24/2021	N	488.1 ft	4857		WG	Vadose-Coring	410-30853-1	SW6010C	3/4/2021	D	INITIAL	1	METHOD	410-30853-1	7439-96-5	Manganese	0.38	0.38	mg/l	Y			0.0031	0.0052	0.01	mg/l	0.2	NS	NS	0.2
KAFB-106249-450	GW249-211	2/24/2021	N	488.1 ft	4857		WG	Vadose-Coring	410-30853-1	SW6010C	3/7/2021	T	INITIAL	1	SW3005	410-30853-1	7439-95-4	Magnesium	7.1	7.1	mg/l	Y	J	J1	0.04	0.075	0.1	mg/l	NS	NS	NS	NS
KAFB-106249-450	GW249-211	2/24/2021	N	488.1 ft	4857		WG	Vadose-Coring	410-30853-1	SW6010C	3/7/2021	T	INITIAL	1	SW3005	410-30853-1	7440-09-7	Potassium	2.7	2.7	mg/l	Y			0.2	0.45	0.5	mg/l	NS	NS	NS	NS
KAFB-106249-450	GW249-211	2/24/2021	N	488.1 ft	4857		WG	Vadose-Coring	410-30853-1	SW6010C	3/7/2021	T	INITIAL	1	SW3005	410-30853-1	7440-23-5	Sodium	26	26	mg/l	Y	J	J1	0.24	0.5	1	mg/l	NS	NS	NS	NS
KAFB-106249-450	GW249-211	2/24/2021	N	488.1 ft	4857		WG	Vadose-Coring	410-30853-1	SW6010C	3/7/2021	T	INITIAL	1	SW3005	410-30853-1	7440-70-2	Calcium	47	47	mg/l	Y	J	J1	0.096	0.15	0.2	mg/l	NS	NS	NS	NS
KAFB-106249-450	GW249-211	2/24/2021	N	488.1 ft	4857		WG	Vadose-Coring	410-30853-1	SW6020A	3/5/2021	T	INITIAL	1	SW3005	410-30853-1	7439-92-1	Lead	0.00012	0.00012	mg/l	Y	J	J	0.000071	0.00025	0.0005	mg/l	0.015	0.015	0.015	0.015
KAFB-106249-450	GW249-211	2/24/2021	N	488.1 ft	4857		WG	Vadose-Coring	410-30853-1	SW6020A	3/5/2021	T	INITIAL	1	SW3005	410-30853-1	7440-38-2	Arsenic	< 0.0016	0.0016	mg/l	N	U	U	0.00068	0.0016	0.002	mg/l	0.01	0.01	0.00052	0.01
KAFB-106249-450	GW249-211	2/24/2021	N	488.1 ft	4857		WG	Vadose-Coring	410-30853-1	SW8011	3/5/2021	N	INITIAL	1	METHOD	410-30853-1	106-93-4	1,2-Dibromoethane	< 0.019	0.019	ug/l	N	U	UQ	0.0097	0.019	0.029	ug/l	0.05	0.05	0.075	0.05
KAFB-106249-450	GW249-211	2/24/2021	N	488.1 ft	4857		WG	Vadose-Coring	410-30853-1	SW8015M	3/4/2021	N	INITIAL	1	SW3510C	410-30853-1	TPHC28C40	TPH (C28-C40)	< 91	91	ug/l	N	U	UM	46	91	100	ug/l				
KAFB-106249-450	GW249-211	2/24/2021	N	488.1 ft	4857		WG	Vadose-Coring	410-30853-1	SW8015M	3/4/2021	N	INITIAL	1	SW3510C	410-30853-1	TPH-DRO	TPH-DRO (C10-C28)	460	460	ug/l	Y		M	46	91	100	ug/l	NS	NS	1300	1300
KAFB-106249-450	GW249-211	2/24/2021	N	488.1 ft	4857		WG	Vadose-Coring	410-30853-1	SW8015M	3/4/2021	N	INITIAL	1	NONE	410-30853-1	TPH-GRO	TPH-GRO (C6-C10)	69	69	ug/l	Y		M	23	40	50	ug/l	NS	NS	500	500
KAFB-106249-450	GW249-211	2/24/2021	N	488.1 ft	4857		WG	Vadose-Coring	410-30853-1	SW8260C	3/9/2021	N	INITIAL	1	NONE	410-30853-1	100-41-4	Ethylbenzene	< 0.80	0.8	ug/l	N	U	U	0.40	0.80	1.0	ug/l	750	700	15	700
KAFB-106249-450	GW249-211	2/24/2021	N	488.1 ft	4857		WG	Vadose-Coring	410-30853-1	SW8260C	3/9/2021	N	INITIAL	1	NONE	410-30853-1	100-42-5	Styrene	< 0.50	0.5	ug/l	N	U	U	0.20	0.50	5.0	ug/l	NS	100	1200	100
KAFB-106249-450	GW249-211	2/24/2021	N	488.1 ft	4857		WG	Vadose-Coring	410-30853-1	SW8260C	3/9/2021	N	INITIAL	1	NONE	410-30853-1	10061-01-5	cis-1,3-Dichloropropene	< 0.50	0.5	ug/l	N	U	U	0.20	0.50	1.0	ug/l	NS	NS	4.7	4.7
KAFB-106249-450	GW249-211	2/24/2021	N	488.1 ft	4857		WG	Vadose-Coring	410-30853-1	SW8260C	3/9/2021	N	INITIAL	1	NONE	410-30853-1	10061-02-6	trans-1,3-Dichloropropene	< 0.50	0.5	ug/l	N	U	U	0.20	0.50	1.0	ug/l	NS	NS	4.7	4.7
KAFB-106249-450	GW249-211	2/24/2021	N	488.1 ft	4857		WG	Vadose-Coring	410-30853-1	SW8260C	3/9/2021	N	INITIAL	1	NONE	410-30853-1	103-65-1	n-Propylbenzene	< 0.50	0.5	ug/l	N	U	U	0.20	0.50	5.0	ug/l	NS	NS	660	660
KAFB-106249-450	GW249-211	2/24/2021	N	488.1 ft	4857		WG	Vadose-Coring	410-30853-1	SW8260C	3/9/2021	N	INITIAL	1	NONE	410-30853-1	104-51-8	n-Butylbenzene	< 0.50	0.5	ug/l	N	U	U	0.20	0.50	5.0	ug/l	NS	NS	1000	1000
KAFB-106249-450	GW249-211	2/24/2021	N	488.1 ft	4857		WG	Vadose-Coring	410-30853-1	SW8260C	3/9/2021	N	INITIAL	1	NONE	410-30853-1	106-43-4	4-Chlorotoluene	< 0.50	0.5	ug/l	N	U	U	0.20	0.50	5.0	ug/l	NS	NS	250	250
KAFB-106249-450	GW249-211	2/24/2021	N	488.1 ft	4857		WG	Vadose-Coring	410-30853-1	SW8260C	3/9/2021	N	INITIAL	1	NONE	410-30853-1	106-46-7	1,4-Dichlorobenzene	< 0.50	0.5	ug/l	N	U	U	0.20	0.50	5.0	ug/l	NS	75	4.8	75
KAFB-106249-450	GW249-211	2/24/2021	N	488.1 ft	4857		WG	Vadose-Coring	410-30853-1	SW8260C	3/9/2021	N	INITIAL	1	NONE	410-30853-1	106-93-4	1,2-Dibromoethane	< 0.50	0.5	ug/l	N	U	U	0.20	0.50	1.0	ug/l	0.05	0.05	0.075	0.05
KAFB-106249-450	GW249-211	2/24/2021	N	488.1 ft	4857		WG	Vadose-Coring	410-30853-1	SW8260C	3/9/2021	N	INITIAL	1	NONE	410-30853-1	107-02-8	Acrolein	< 5.0	5	ug/l	N	UJ	UQ	3.0	5.0	100	ug/l	NS	NS	0.042	5
KAFB-106249-450	GW249-211	2/24/2021	N	488.1 ft	4857		WG	Vadose-Coring	410-30853-1	SW8260C	3/9/2021	N	INITIAL	1	NONE	410-30853-1	107-06-2	1,2-Dichloroethane	< 0.50	0.5	ug/l	N	U	U	0.30	0.50	1.0	ug/l	10	5	1.7	5
KAFB-106249-450	GW249-211	2/24/2021	N	488.1 ft	4857		WG	Vadose-Coring	410-30853-1	SW8260C	3/9/2021	N	INITIAL	1	NONE	410-30853-1	107-13-1	Acrylonitrile	< 1.0	1	ug/l	N	U	U	0.30	1.0	20	ug/l	NS	NS	0.52	1
KAFB-106249-450	GW249-211	2/24/2021	N	488.1 ft	4857		WG	Vadose-Coring	410-30853-1	SW8260C	3/9/2021	N	INITIAL	1	NONE	410-30853-1	108-05-4	Vinyl acetate	< 2.0	2	ug/l	N	U	U	0.70	2.0	10	ug/l	NS	NS	410	410
KAFB-106249-450	GW249-211	2/24/2021	N	488.1 ft	4857		WG	Vadose-Coring	410-30853-1	SW8260C	3/9/2021	N	INITIAL	1	NONE	410-30853-1	108-10-1	4-Methyl-2-pentanone	< 1.0	1	ug/l	N	U	U	0.50	1.0	10	ug/l	NS	NS	6300	1200
KAFB-106249-450	GW249-211	2/24/2021	N	488.1 ft	4857		WG	Vadose-Coring	410-30853-1	SW8260C	3/9/2021	N	INITIAL	1	NONE	410-30853-1	108-67-8	1,3,5-Trimethylbenzene	< 1.0	1	ug/l	N	U	U	0.30	1.0	5.0	ug/l	NS	NS	60	120
KAFB-106249-450	GW249-211	2/24/2021	N	488.1 ft	4857		WG	Vadose-Coring	410-30853-1	SW8260C	3/9/2021	N	INITIAL	1	NONE	410-30853-1	108-86-1	Bromobenzene	< 0.50	0.5	ug/l	N	U	U	0.20	0.50	5.0	ug/l	NS	NS	62	62
KAFB-106249-450	GW249-211	2/24/2021	N	488.1 ft	4857		WG	Vadose-Coring	410-30853-1	SW8260C	3/9/2021	N	INITIAL	1	NONE	410-30853-1	108-88-3	Toluene	19	19	ug/l	Y			0.20	0.50	1.0	ug/l	1,000	1000	1100	1,000
KAFB-106249-450	GW249-211	2/24/2021	N	488.1 ft	4857		WG	Vadose-Coring	410-30853-1	SW8260C	3/9/2021	N	INITIAL	1	NONE	410-30853-1	108-90-7	Chlorobenzene	< 0.50	0.5	ug/l	N	U	U	0.20	0.50	1.0	ug/l	NS	100	78	100
KAFB-106249-450	GW249-211	2/24/2021	N	488.1 ft	4857		WG	Vadose-Coring	410-30853-1	SW8260C	3/9/2021	N	INITIAL	1	NONE	410-30853-1	120-82-1	1,2,4-Trichlorobenzene	< 1.0	1	ug/l	N	U	U	0.30	1.0	5.0	ug/l	NS	70	11	70
KAFB-106249-450	GW249-211	2/24/2021	N	488.1 ft	4857		WG	Vadose-Coring	410-30853-1	SW8260C	3/9/2021	N	INITIAL	1	NONE	410-30853-1	124-48-1	Dibromochloromethane	< 0.50	0.5	ug/l	N	U	U	0.20	0.50	1.0	ug/l	NS	80	1.7	80
KAFB-106249-450	GW249-211	2/24/2021	N	488.1 ft	4857		WG	Vadose-Coring	410-30853-1	SW8260C	3/9/2021	N	INITIAL	1	NONE	410-30853-1	127-18-4	Tetrachloroethene	< 0.50	0.5	ug/l	N	U	U	0.20	0.50	1.0	ug/l	20	5	110	5
KAFB-106249-450	GW249-211	2/24/2021	N	488.1 ft	4857		WG	Vadose-Coring	410-30853-1	SW8260C	3/9/2021	N	INITIAL	1	NONE	410-30853-1	1330-20-7	Xylenes, total	< 2.8	2.8	ug/l	N	U	U	1.4	2.8	6.0	ug/l	620	10000	190	620
KAFB-106249-450	GW249-211	2/24/2021	N	488.1 ft	4857		WG	Vadose-Coring	410-30853-1	SW8260C	3/9/2021	N	INITIAL	1	NONE	410-30853-1	135-98-8	sec-Butylbenzene	< 0.50	0.5	ug/l	N	U	U	0.20	0.50	5.0	ug/l	NS	NS	2000	2000
KAFB-106249-450	GW249-211	2/24/2021	N	488.1 ft	4857		WG	Vadose-Coring	410-30853-1	SW8260C	3/9/2021	N	INITIAL	1	NONE	410-30853-1	142-28-9	1,3-Dichloropropane	< 0.50	0.5	ug/l	N	U	U	0.20	0.50	1.0	ug/l	NS	NS	370	370
KAFB-106249-450	GW249-211	2/24/2021	N	488.1 ft	4857		WG	Vadose-Coring	410-30853-1	SW8260C	3/9/2021	N	INITIAL	1	NONE	410-30853-1	156-59-2	cis-1,2-Dichloroethene	< 0.50	0.5	ug/l	N	U	U	0.20	0.50	1.0	ug/l	NS	70	36	70
KAFB-106249-450	GW249-211	2/24/2021	N	488.1 ft	4857		WG	Vadose-Coring	410-30853-1	SW8260C	3/9/2021	N	INITIAL	1	NONE	410-30853-1	156-60-5	trans-1,2-Dichloroethene	< 0.50	0.5	ug/l	N	U	U	0.20	0.50	1.0	ug/l	NS	100	68	100
KAFB-106249-450	GW249-211	2/24/2021	N	488.1 ft	4857		WG	Vadose-Coring	410-30853-1	SW8260C	3/9/2021	N	INITIAL	1	NONE	410-30853-1	1634-04-4	Methyl tert-butyl ether	< 0.50	0.5	ug/l	N	U	U	0.20	0.50	1.0	ug/l	NS	NS	140	140
KAFB-106249-450	GW249-211	2/24/2021	N	488.1 ft	4857		WG	Vadose-Coring	410-30853-1	SW8260C	3/9/2021	N	INITIAL	1	NONE	410-30853-1	179601-23-1	m- & p-Xylenes	< 2.0	2	ug/l	N	U	U	1.0	2.0	5.0	ug/l	NS	NS	190	10000
KAFB-106249-450	GW249-211	2/24/2021	N	488.1 ft	4857		WG	Vadose-Coring	410-30853-1	SW8260C	3/9/2021	N	INITIAL	1	NONE	410-30853-1	541-73-1	1,3-Dichlorobenzene	< 0.50	0.5	ug/l	N	U	U	0.20	0.50	5.0	ug/l	NS	600	300	600
KAFB-106249-450	GW249-211	2/24/2021	N	488.1 ft	4857		WG	Vadose-Coring	410-30853-1	SW8260C	3/9/2021	N	INITIAL	1	NONE	410-30853-1	56-23-5	Carbon tetrachloride	< 0.50	0.5	ug/l	N	U	U	0.20	0.50	1.0	ug/l	10	5	0.46	5
KAFB-106249-450	GW249-211	2/24/2021	N	488.1 ft	4857		WG	Vadose-Coring	410-30853-1	SW8260C	3/9/2021	N	INITIAL	1	NONE	410-30853-1	563-58-6	1,1-Dichloropropene	< 0.50	0.5	ug/l	N	U	U	0.20	0.50	5.0	ug/l	NS	NS	NS	NS
KAFB-106249-450	GW249-211	2/24/2021	N	488.1 ft	4857		WG	Vadose-Coring	410-30853-1	SW8260C	3/9/2021	N	INITIAL	1	NONE	410-30853-1	591-78-6	2-Hexanone	< 1.0	1	ug/l	N	U	UM	0.30	1.0	10	ug/l	NS	NS	38	38
KAFB-106249-450	GW249-211	2/24/2021	N	488.1 ft	4857		WG	Vadose-Coring	410-30853-1	SW8260C	3/9/2021	N	INITIAL	1	NONE	410-30853-1	594-20-7	2,2-Dichloropropane	< 0.50	0.5	ug/l	N	U	U	0.30	0.50	1.0	ug/l	NS	NS	NS	NS
KAFB-106249-450	GW249-211	2/24/2021	N	488.1 ft	4857		WG	Vadose-Coring	410-30853-1	SW8260C	3/9/2021	N	INITIAL	1	NONE	410-30853-1	630-20-6	1,1,1,2-Tetrachloroethane	< 0.50	0.5	ug/l	N	U	U	0.20	0.50	1.0	ug/l	NS	NS	5.7	5.7
KAFB-106249-450	GW249-211	2/24/2021	N	488.1 ft	4857		WG	Vadose-Coring	410-30853-1	SW8260C	3/9/2021	N	INITIAL	1	NONE	410-30853-1	67-64-1	Acetone	2.7	2.7	ug/l	Y	J	J	0.70	2.0	20	ug/l	NS	NS	14000	14000
KAFB-106249-450	GW249-211	2/24/2021	N	488.1 ft	4857		WG	Vadose-Coring	410-30853-1	SW8260C	3/9/2021	N	INITIAL	1	NONE	410-30853-1	67-66-3	Chloroform	< 0.50	0.5	ug/l	N	U	U	0.20	0.50	1.0	ug/l	100	80	2.2	80
KAFB-106249-450	GW249-211	2/24/2021	N	488.1 ft	4857		WG	Vadose-Coring	410-30853-1	SW8260C	3/9/2021	N	INITIAL	1	NONE	410-30853-1	71-43-2	Benzene	< 0.50	0.5	ug/l	N	U	U	0.20	0.50	1.0	ug/l	10	5	4.6	5
KAFB-106249-450	GW249-211	2/24/2021	N	488.1 ft	4857		WG	Vadose-Coring	410-30853-1	SW8260C	3/9/2021	N	INITIAL	1	NONE	410-30853-1	71-55-6	1,1,1-Trichloroethane	< 0.50	0.5	ug/l	N	U	U	0.30	0.50	1.0	ug/l	60	200	8000	60
KAFB-106249-450	GW249-211	2/24/2021	N	488.1 ft	4857		WG	Vadose-Coring	410-30853-1	SW8260C	3/9/2021	N	INITIAL	1	NONE	410-30853-1	74-83-9	Bromomethane	< 0.50	0.5	ug/l	N	U	U	0.30	0.50	1.0	ug/l	NS	NS	7.5	7.5
KAFB-106249-450	GW249-211	2/24/2021	N	488.1 ft	4857		WG	Vadose-Coring	410-30853-1	SW8260C	3/9/2021	N	INITIAL	1	NONE	410-30853-1	74-87-3	Chloromethane	< 0.50	0.5	ug/l	N	U	U	0.20	0.50	1.0	ug/l	NS	NS	190	190
KAFB-106249-450	GW249-211	2/24/2021	N	488.1 ft	4857		WG	Vadose-Coring	410-30853-1	SW8260C	3/9/2021	N	INITIAL	1	NONE	410-30853-1	74-95-3	Dibromomethane	< 0.50	0.5	ug/l	N	U	U	0.20	0.50	1.0	ug/l	NS	NS	8	8
KAFB-106249-450	GW249-211	2/24/2021	N	488.1 ft	4857		WG	Vadose-Coring	410-30853-1	SW8260C	3/9/2021	N	INITIAL	1	NONE	410-30853-1	74-97-5	Bromochloromethane	< 0.50	0.5	ug/l	N	U	U	0.20	0.50	5.0	ug/l	NS	NS	83	83
KAFB-106249-450	GW249-211	2/24/2021	N	488.1 ft	4857		WG	Vadose-Coring	410-30853-1	SW8260C	3/9/2021	N	INITIAL	1	NONE	410-30853-1	75-00-3	Chloroethane	< 0.50	0.5	ug/l	N	U	U	0.20	0.50	1.0	ug/l	NS	NS	21000	21000
KAFB-106249-450	GW249-211	2/24/2021	N	488.1 ft	4857		WG	Vadose-Coring	410-30853-1	SW8260C	3/9/2021	N	INITIAL	1	NONE	410-30853-1	75-01-4	Vinyl chloride	< 0.50	0.5	ug/l	N	U	U	0.20	0.50	1.0	ug/l	2	2	0.19	2
KAFB-106249-450	GW249-211	2/24/2021	N	488.1 ft	4857		WG	Vadose-Coring	410-30853-1	SW8260C	3/9/2021	N	INITIAL	1	NONE	410-30853-1	75-09-2	Methylene chloride	< 0.50	0.5	ug/l	N	U	U	0.30	0.50	1.0	ug/l	100	5	110	5
KAFB-106249-450	GW249-211	2/24/2021	N	488.1 ft	4857		WG	Vadose-Coring	410-30853-1	SW8260C	3/9/2021	N	INITIAL	1	NONE	410-30853-1	75-15-0	Carbon disulfide	< 0.50	0.5	ug/l	N	U	U	0.20	0.50	5.0	ug/l	NS	NS	810	810
KAFB-106249-450	GW249-211	2/24/2021	N	488.1 ft	4857		WG	Vadose-Coring	410-30853-1	SW8260C	3/9/2021	N	INITIAL	1	NONE	410-30853-1	75-25-2	Bromoform	< 2.0	2	ug/l	N	U	U	1.0	2.0	4.0	ug/l	NS	80	33	80
KAFB-106249-450	GW249-211	2/24/2021	N	488.1 ft	4857		WG	Vadose-Coring	410-30853-1	SW8260C	3/9/2021	N	INITIAL	1	NONE	410-30853-1	75-27-4	Bromodichloromethane	< 0.50	0.5	ug/l	N	U	U	0.20	0.50	1.0	ug/l	NS	80	1.3	80
KAFB-106249-450	GW249-211	2/24/2021	N	488.1 ft	4857		WG	Vadose-Coring	410-30853-1	SW8260C	3/9/2021	N	INITIAL	1	NONE	410-30853-1	75-34-3	1,1-Dichloroethane	< 0.50	0.5	ug/l	N	U	U	0.20	0.50	1.0	ug/l	25	NS	2.8	25
KAFB-106249-450	GW249-211	2/24/2021	N	488.1 ft	4857		WG	Vadose-Coring	410-30853-1	SW8260C	3/9/2021	N	INITIAL	1	NONE	410-30853-1	75-35-4	1,1-Dichloroethene	< 0.50	0.5	ug/l	N	U	U	0.20	0.50	1.0	ug/l	5	7	280	5
KAFB-106249-450	GW249-211	2/24/2021	N	488.1 ft	4857		WG	Vadose-Coring	410-30853-1	SW8260C	3/9/2021	N	INITIAL	1	NONE	410-30853-1	75-69-4	Trichlorofluoromethane	< 0.50	0.5	ug/l	N	U	U	0.20	0.50	1.0	ug/l	NS	NS	5200	1100
KAFB-106249-450	GW249-211	2/24/2021	N	488.1 ft	4857		WG	Vadose-Coring	410-30853-1	SW8260C	3/9/2021	N	INITIAL	1	NONE	410-30853-1	75-71-8	Dichlorodifluoromethane	< 0.50	0.5	ug/l	N	UJ	UQ	0.20	0.50	1.0	ug/l	NS	NS	200	200
KAFB-106249-450	GW249-211	2/24/2021	N	488.1 ft	4857		WG	Vadose-Coring	410-30853-1	SW8260C	3/9/2021	N	INITIAL	1	NONE	410-30853-1	78-87-5	1,2-Dichloropropane	< 0.50	0.5	ug/l	N	U	U	0.20	0.50	1.0	ug/l	NS	5	8.25	5
KAFB-106249-450	GW249-211	2/24/2021	N	488.1 ft	4857		WG	Vadose-Coring	410-30853-1	SW8260C	3/9/2021	N	INITIAL	1	NONE	410-30853-1	78-93-3	2-Butanone	< 1.0	1	ug/l	N	U	U	0.30	1.0	10	ug/l	NS	NS	5600	5600
KAFB-106249-450	GW249-211	2/24/2021	N	488.1 ft	4857		WG	Vadose-Coring	410-30853-1	SW8260C	3/9/2021	N	INITIAL	1	NONE	410-30853-1	79-00-5	1,1,2-Trichloroethane	< 0.50	0.5	ug/l	N	U	U	0.20	0.50	1.0	ug/l	10	5	2.8	5
KAFB-106249-450	GW249-211	2/24/2021	N	488.1 ft	4857		WG	Vadose-Coring	410-30853-1	SW8260C	3/9/2021	N	INITIAL	1	NONE	410-30853-1	79-01-6	Trichloroethene	< 0.50	0.5	ug/l	N	U	U	0.20	0.50	1.0	ug/l	100	5	4.9	5
KAFB-106249-450	GW249-211	2/24/2021	N	488.1 ft	4857		WG	Vadose-Coring	410-30853-1	SW8260C	3/9/2021	N	INITIAL	1	NONE	410-30853-1	79-34-5	1,1,2,2-Tetrachloroethane	< 0.50	0.5	ug/l	N	U	U	0.20	0.50	1.0	ug/l	10	NS	0.76	10
KAFB-106249-450	GW249-211	2/24/2021	N	488.1 ft	4857		WG	Vadose-Coring	410-30853-1	SW8260C	3/9/2021	N	INITIAL	1	NONE	410-30853-1	87-61-6	1,2,3-Trichlorobenzene	< 1.0	1	ug/l	N	U	U	0.40	1.0	5.0	ug/l	NS	NS	7	7
KAFB-106249-450	GW249-211	2/24/2021	N	488.1 ft	4857		WG	Vadose-Coring	410-30853-1	SW8260C	3/9/2021	N	INITIAL	1	NONE	410-30853-1	87-68-3	Hexachloro-1,3-butadiene	< 4.0	4	ug/l	N	U	U	2.0	4.0	5.0	ug/l	NS	NS	1.4	4
KAFB-106249-450	GW249-211	2/24/2021	N	488.1 ft	4857		WG	Vadose-Coring	410-30853-1	SW8260C	3/9/2021	N	INITIAL	1	NONE	410-30853-1	91-20-3	Naphthalene	< 2.0	2	ug/l	N	U	U	1.0	2.0	5.0	ug/l	30	NS	1.2	30
KAFB-106249-450	GW249-211	2/24/2021	N	488.1 ft	4857		WG	Vadose-Coring	410-30853-1	SW8260C	3/9/2021	N	INITIAL	1	NONE	410-30853-1	95-47-6	o-Xylene	< 0.80	0.8	ug/l	N	U	UM	0.40	0.80	1.0	ug/l	NS	NS	190	10000
KAFB-106249-450	GW249-211	2/24/2021	N	488.1 ft	4857		WG	Vadose-Coring	410-30853-1	SW8260C	3/9/2021	N	INITIAL	1	NONE	410-30853-1	95-49-8	2-Chlorotoluene	< 0.50	0.5	ug/l	N	U	U	0.20	0.50	5.0	ug/l	NS	NS	240	240
KAFB-106249-450	GW249-211	2/24/2021	N	488.1 ft	4857		WG	Vadose-Coring	410-30853-1	SW8260C	3/9/2021	N	INITIAL	1	NONE	410-30853-1	95-50-1	1,2-Dichlorobenzene	< 0.50	0.5	ug/l	N	U	U	0.20	0.50	5.0	ug/l	NS	600	300	600
KAFB-106249-450	GW249-211	2/24/2021	N	488.1 ft	4857		WG	Vadose-Coring	410-30853-1	SW8260C	3/9/2021	N	INITIAL	1	NONE	410-30853-1	95-63-6	1,2,4-Trimethylbenzene	< 2.0	2	ug/l	N	U	U	1.0	2.0	5.0	ug/l	NS	NS	56	56
KAFB-106249-450	GW249-211	2/24/2021	N	488.1 ft	4857		WG	Vadose-Coring	410-30853-1	SW8260C	3/9/2021	N	INITIAL	1	NONE	410-30853-1	96-12-8	1,2-Dibromo-3-chloropropane	< 1.0	1	ug/l	N	U	U	0.30	1.0	5.0	ug/l	NS	0.2	0.0033	1
KAFB-106249-450	GW249-211	2/24/2021	N	488.1 ft	4857		WG	Vadose-Coring	410-30853-1	SW8260C	3/9/2021	N	INITIAL	1	NONE	410-30853-1	96-18-4	1,2,3-Trichloropropane	< 0.50	0.5	ug/l	N	U	U	0.20	0.50	5.0	ug/l	NS	NS	0.0075	0.05
KAFB-106249-450	GW249-211	2/24/2021	N	488.1 ft	4857		WG	Vadose-Coring	410-30853-1	SW8260C	3/9/2021	N	INITIAL	1	NONE	410-30853-1	98-06-6	tert-Butylbenzene	< 1.0	1	ug/l	N	U	U	0.30	1.0	5.0	ug/l	NS	NS	690	690
KAFB-106249-450	GW249-211	2/24/2021	N	488.1 ft	4857		WG	Vadose-Coring	410-30853-1	SW8260C	3/9/2021	N	INITIAL	1	NONE	410-30853-1	98-82-8	Isopropylbenzene	< 0.50	0.5	ug/l	N	U	U	0.20	0.50	5.0	ug/l	NS	NS	450	450
KAFB-106249-450	GW249-211	2/24/2021	N	488.1 ft	4857		WG	Vadose-Coring	410-30853-1	SW8260C	3/9/2021	N	INITIAL	1	NONE	410-30853-1	99-87-6	4-Isopropyltoluene	< 0.50	0.5	ug/l	N	U	U	0.20	0.50	5.0	ug/l	NS	NS	NS	NS
KAFB-106249-450	GW249-611	2/24/2021	FD	488.1 ft	4857		WG	Vadose-Coring	410-30853-3	E300.0	3/4/2021	N	INITIAL	5	NONE	410-30853-1	14808-79-8	Sulfate	27	27	mg/l	Y		D	1.5	4.5	5.0	mg/l	600	250	NS	600
KAFB-106249-450	GW249-611	2/24/2021	FD	488.1 ft	4857		WG	Vadose-Coring	410-30853-3	E300.0	3/4/2021	N	INITIAL	5	NONE	410-30853-1	16887-00-6	Chloride	9.8	9.8	mg/l	Y	J-	D	1.0	1.5	2.0	mg/l	250	250	NS	250
KAFB-106249-450	GW249-611	2/24/2021	FD	488.1 ft	4857		WG	Vadose-Coring	410-30853-3	E300.0	3/4/2021	N	INITIAL	5	NONE	410-30853-1	24959-67-9	Bromide	< 2.0	2	mg/l	N	U	U	1.3	2.0	2.5	mg/l	NS	NS	NS	NS
KAFB-106249-450	GW249-611	2/24/2021	FD	488.1 ft	4857		WG	Vadose-Coring	410-30853-3	SM2320B	3/4/2021	N	INITIAL	1	NONE	410-30853-1	ALK	Alkalinity, total (as CaCO3)	160	160	mg/l	Y			2.6	6.0	8.0	mg/l	NS	NS	NS	NS
KAFB-106249-450	GW249-611	2/24/2021	FD	488.1 ft	4857		WG	Vadose-Coring	410-30853-3	SM2320B	3/4/2021	N	INITIAL	1	NONE	410-30853-1	ALK-B	Alkalinity, bicarbonate (as CaCO3)	160	160	mg/l	Y			2.6	6.0	8.0	mg/l	NS	NS	NS	NS
KAFB-106249-450	GW249-611	2/24/2021	FD	488.1 ft	4857		WG	Vadose-Coring	410-30853-3	SM2320B	3/4/2021	N	INITIAL	1	NONE	410-30853-1	ALK-C	Alkalinity, carbonate (as CaCO3)	< 6.0	6	mg/l	N	U	U	2.6	6.0	8.0	mg/l	NS	NS	NS	NS
KAFB-106249-450	GW249-611	2/24/2021	FD	488.1 ft	4857		WG	Vadose-Coring	410-30853-3	SW6010C	3/4/2021	D	INITIAL	1	METHOD	410-30853-1	7439-89-6	Iron	0.11	0.11	mg/l	Y	J	J	0.041	0.1	0.21	mg/l	1.0	NS	NS	1.0
KAFB-106249-450	GW249-611	2/24/2021	FD	488.1 ft	4857		WG	Vadose-Coring	410-30853-3	SW6010C	3/4/2021	D	INITIAL	1	METHOD	410-30853-1	7439-96-5	Manganese	0.39	0.39	mg/l	Y			0.0031	0.0052	0.01	mg/l	0.2	NS	NS	0.2
KAFB-106249-450	GW249-611	2/24/2021	FD	488.1 ft	4857		WG	Vadose-Coring	410-30853-3	SW6010C	3/7/2021	T	INITIAL	1	SW3005	410-30853-1	7439-95-4	Magnesium	7.1	7.1	mg/l	Y			0.04	0.075	0.1	mg/l	NS	NS	NS	NS
KAFB-106249-450	GW249-611	2/24/2021	FD	488.1 ft	4857		WG	Vadose-Coring	410-30853-3	SW6010C	3/7/2021	T	INITIAL	1	SW3005	410-30853-1	7440-09-7	Potassium	2.8	2.8	mg/l	Y			0.2	0.45	0.5	mg/l	NS	NS	NS	NS
KAFB-106249-450	GW249-611	2/24/2021	FD	488.1 ft	4857		WG	Vadose-Coring	410-30853-3	SW6010C	3/7/2021	T	INITIAL	1	SW3005	410-30853-1	7440-23-5	Sodium	26	26	mg/l	Y			0.24	0.5	1	mg/l	NS	NS	NS	NS
KAFB-106249-450	GW249-611	2/24/2021	FD	488.1 ft	4857		WG	Vadose-Coring	410-30853-3	SW6010C	3/7/2021	T	INITIAL	1	SW3005	410-30853-1	7440-70-2	Calcium	47	47	mg/l	Y			0.096	0.15	0.2	mg/l	NS	NS	NS	NS
KAFB-106249-450	GW249-611	2/24/2021	FD	488.1 ft	4857		WG	Vadose-Coring	410-30853-3	SW6020A	3/5/2021	T	INITIAL	1	SW3005	410-30853-1	7439-92-1	Lead	0.000099	0.000099	mg/l	Y	J	J	0.000071	0.00025	0.0005	mg/l	0.015	0.015	0.015	0.015
KAFB-106249-450	GW249-611	2/24/2021	FD	488.1 ft	4857		WG	Vadose-Coring	410-30853-3	SW6020A	3/5/2021	T	INITIAL	1	SW3005	410-30853-1	7440-38-2	Arsenic	< 0.0016	0.0016	mg/l	N	U	U	0.00068	0.0016	0.002	mg/l	0.01	0.01	0.00052	0.01
KAFB-106249-450	GW249-611	2/24/2021	FD	488.1 ft	4857		WG	Vadose-Coring	410-30853-3	SW8011	3/5/2021	N	INITIAL	1	METHOD	410-30853-1	106-93-4	1,2-Dibromoethane	< 0.019	0.019	ug/l	N	U	UQ	0.0097	0.019	0.029	ug/l	0.05	0.05	0.075	0.05

KAFB-106249-450	GW249-611	2/24/2021	FD	488.1 ft	4857		WG	Vadose-Coring	410-30853-3	SW8015M	3/4/2021	N	INITIAL	1	SW3510C	410-30853-1	TPHC28C40	TPH (C28-C40)	< 92	92	ug/l	N	U	UM	46	92	100	ug/l				
KAFB-106249-450	GW249-611	2/24/2021	FD	488.1 ft	4857		WG	Vadose-Coring	410-30853-3	SW8015M	3/4/2021	N	INITIAL	1	SW3510C	410-30853-1	TPH-DRO	TPH-DRO (C10-C28)	480	480	ug/l	Y		M	46	92	100	ug/l	NS	NS	1300	1300
KAFB-106249-450	GW249-611	2/24/2021	FD	488.1 ft	4857		WG	Vadose-Coring	410-30853-3	SW8015M	3/4/2021	N	INITIAL	1	NONE	410-30853-1	TPH-GRO	TPH-GRO (C6-C10)	79	79	ug/l	Y		M	23	40	50	ug/l	NS	NS	500	500
KAFB-106249-450	GW249-611	2/24/2021	FD	488.1 ft	4857		WG	Vadose-Coring	410-30853-3	SW8260C	3/9/2021	N	INITIAL	1	NONE	410-30853-1	100-41-4	Ethylbenzene	< 0.80	0.8	ug/l	N	U	U	0.40	0.80	1.0	ug/l	750	700	15	700
KAFB-106249-450	GW249-611	2/24/2021	FD	488.1 ft	4857		WG	Vadose-Coring	410-30853-3	SW8260C	3/9/2021	N	INITIAL	1	NONE	410-30853-1	100-42-5	Styrene	< 0.50	0.5	ug/l	N	U	U	0.20	0.50	5.0	ug/l	NS	100	1200	100
KAFB-106249-450	GW249-611	2/24/2021	FD	488.1 ft	4857		WG	Vadose-Coring	410-30853-3	SW8260C	3/9/2021	N	INITIAL	1	NONE	410-30853-1	10061-01-5	cis-1,3-Dichloropropene	< 0.50	0.5	ug/l	N	U	U	0.20	0.50	1.0	ug/l	NS	NS	4.7	4.7
KAFB-106249-450	GW249-611	2/24/2021	FD	488.1 ft	4857		WG	Vadose-Coring	410-30853-3	SW8260C	3/9/2021	N	INITIAL	1	NONE	410-30853-1	10061-02-6	trans-1,3-Dichloropropene	< 0.50	0.5	ug/l	N	U	U	0.20	0.50	1.0	ug/l	NS	NS	4.7	4.7
KAFB-106249-450	GW249-611	2/24/2021	FD	488.1 ft	4857		WG	Vadose-Coring	410-30853-3	SW8260C	3/9/2021	N	INITIAL	1	NONE	410-30853-1	103-65-1	n-Propylbenzene	< 0.50	0.5	ug/l	N	U	U	0.20	0.50	5.0	ug/l	NS	NS	660	660
KAFB-106249-450	GW249-611	2/24/2021	FD	488.1 ft	4857		WG	Vadose-Coring	410-30853-3	SW8260C	3/9/2021	N	INITIAL	1	NONE	410-30853-1	104-51-8	n-Butylbenzene	< 0.50	0.5	ug/l	N	U	U	0.20	0.50	5.0	ug/l	NS	NS	1000	1000
KAFB-106249-450	GW249-611	2/24/2021	FD	488.1 ft	4857		WG	Vadose-Coring	410-30853-3	SW8260C	3/9/2021	N	INITIAL	1	NONE	410-30853-1	106-43-4	4-Chlorotoluene	< 0.50	0.5	ug/l	N	U	U	0.20	0.50	5.0	ug/l	NS	NS	250	250
KAFB-106249-450	GW249-611	2/24/2021	FD	488.1 ft	4857		WG	Vadose-Coring	410-30853-3	SW8260C	3/9/2021	N	INITIAL	1	NONE	410-30853-1	106-46-7	1,4-Dichlorobenzene	< 0.50	0.5	ug/l	N	U	U	0.20	0.50	5.0	ug/l	NS	75	4.8	75
KAFB-106249-450	GW249-611	2/24/2021	FD	488.1 ft	4857		WG	Vadose-Coring	410-30853-3	SW8260C	3/9/2021	N	INITIAL	1	NONE	410-30853-1	106-93-4	1,2-Dibromoethane	< 0.50	0.5	ug/l	N	U	U	0.20	0.50	1.0	ug/l	0.05	0.05	0.075	0.05
KAFB-106249-450	GW249-611	2/24/2021	FD	488.1 ft	4857		WG	Vadose-Coring	410-30853-3	SW8260C	3/9/2021	N	INITIAL	1	NONE	410-30853-1	107-02-8	Acrolein	< 5.0	5	ug/l	N	UJ	UO	3.0	5.0	100	ug/l	NS	NS	0.042	5
KAFB-106249-450	GW249-611	2/24/2021	FD	488.1 ft	4857		WG	Vadose-Coring	410-30853-3	SW8260C	3/9/2021	N	INITIAL	1	NONE	410-30853-1	107-06-2	1,2-Dichloroethane	< 0.50	0.5	ug/l	N	U	U	0.30	0.50	1.0	ug/l	10	5	1.7	5
KAFB-106249-450	GW249-611	2/24/2021	FD	488.1 ft	4857		WG	Vadose-Coring	410-30853-3	SW8260C	3/9/2021	N	INITIAL	1	NONE	410-30853-1	107-13-1	Acrylonitrile	< 1.0	1	ug/l	N	U	U	0.30	1.0	20	ug/l	NS	NS	0.52	1
KAFB-106249-450	GW249-611	2/24/2021	FD	488.1 ft	4857		WG	Vadose-Coring	410-30853-3	SW8260C	3/9/2021	N	INITIAL	1	NONE	410-30853-1	108-05-4	Vinyl acetate	< 2.0	2	ug/l	N	U	U	0.70	2.0	10	ug/l	NS	NS	410	410
KAFB-106249-450	GW249-611	2/24/2021	FD	488.1 ft	4857		WG	Vadose-Coring	410-30853-3	SW8260C	3/9/2021	N	INITIAL	1	NONE	410-30853-1	108-10-1	4-Methyl-2-pentanone	< 1.0	1	ug/l	N	U	U	0.50	1.0	10	ug/l	NS	NS	6300	1200
KAFB-106249-450	GW249-611	2/24/2021	FD	488.1 ft	4857		WG	Vadose-Coring	410-30853-3	SW8260C	3/9/2021	N	INITIAL	1	NONE	410-30853-1	108-67-8	1,3,5-Trimethylbenzene	< 1.0	1	ug/l	N	U	U	0.30	1.0	5.0	ug/l	NS	NS	60	120
KAFB-106249-450	GW249-611	2/24/2021	FD	488.1 ft	4857		WG	Vadose-Coring	410-30853-3	SW8260C	3/9/2021	N	INITIAL	1	NONE	410-30853-1	108-86-1	Bromobenzene	< 0.50	0.5	ug/l	N	U	U	0.20	0.50	5.0	ug/l	NS	NS	62	62
KAFB-106249-450	GW249-611	2/24/2021	FD	488.1 ft	4857		WG	Vadose-Coring	410-30853-3	SW8260C	3/9/2021	N	INITIAL	1	NONE	410-30853-1	108-88-3	Toluene	18	18	ug/l	Y			0.20	0.50	1.0	ug/l	1.000	1000	1100	1.000
KAFB-106249-450	GW249-611	2/24/2021	FD	488.1 ft	4857		WG	Vadose-Coring	410-30853-3	SW8260C	3/9/2021	N	INITIAL	1	NONE	410-30853-1	108-90-7	Chlorobenzene	< 0.50	0.5	ug/l	N	U	U	0.20	0.50	1.0	ug/l	NS	100	78	100
KAFB-106249-450	GW249-611	2/24/2021	FD	488.1 ft	4857		WG	Vadose-Coring	410-30853-3	SW8260C	3/9/2021	N	INITIAL	1	NONE	410-30853-1	120-82-1	1,2,4-Trichlorobenzene	< 1.0	1	ug/l	N	U	U	0.30	1.0	5.0	ug/l	NS	70	11	70
KAFB-106249-450	GW249-611	2/24/2021	FD	488.1 ft	4857		WG	Vadose-Coring	410-30853-3	SW8260C	3/9/2021	N	INITIAL	1	NONE	410-30853-1	124-48-1	Dibromochloromethane	< 0.50	0.5	ug/l	N	U	U	0.20	0.50	1.0	ug/l	NS	80	1.7	80
KAFB-106249-450	GW249-611	2/24/2021	FD	488.1 ft	4857		WG	Vadose-Coring	410-30853-3	SW8260C	3/9/2021	N	INITIAL	1	NONE	410-30853-1	127-18-4	Tetrachloroethene	< 0.50	0.5	ug/l	N	U	U	0.20	0.50	1.0	ug/l	20	5	110	5
KAFB-106249-450	GW249-611	2/24/2021	FD	488.1 ft	4857		WG	Vadose-Coring	410-30853-3	SW8260C	3/9/2021	N	INITIAL	1	NONE	410-30853-1	1330-20-7	Xylenes, total	< 2.8	2.8	ug/l	N	U	U	1.4	2.8	6.0	ug/l	620	10000	190	620
KAFB-106249-450	GW249-611	2/24/2021	FD	488.1 ft	4857		WG	Vadose-Coring	410-30853-3	SW8260C	3/9/2021	N	INITIAL	1	NONE	410-30853-1	135-98-8	sec-Butylbenzene	< 0.50	0.5	ug/l	N	U	U	0.20	0.50	5.0	ug/l	NS	NS	2000	2000
KAFB-106249-450	GW249-611	2/24/2021	FD	488.1 ft	4857		WG	Vadose-Coring	410-30853-3	SW8260C	3/9/2021	N	INITIAL	1	NONE	410-30853-1	142-28-9	1,3-Dichloropropane	< 0.50	0.5	ug/l	N	U	U	0.20	0.50	1.0	ug/l	NS	NS	370	370
KAFB-106249-450	GW249-611	2/24/2021	FD	488.1 ft	4857		WG	Vadose-Coring	410-30853-3	SW8260C	3/9/2021	N	INITIAL	1	NONE	410-30853-1	156-59-2	cis-1,2-Dichloroethene	< 0.50	0.5	ug/l	N	U	U	0.20	0.50	1.0	ug/l	NS	70	36	70
KAFB-106249-450	GW249-611	2/24/2021	FD	488.1 ft	4857		WG	Vadose-Coring	410-30853-3	SW8260C	3/9/2021	N	INITIAL	1	NONE	410-30853-1	156-60-5	trans-1,2-Dichloroethene	< 0.50	0.5	ug/l	N	U	U	0.20	0.50	1.0	ug/l	NS	100	68	100
KAFB-106249-450	GW249-611	2/24/2021	FD	488.1 ft	4857		WG	Vadose-Coring	410-30853-3	SW8260C	3/9/2021	N	INITIAL	1	NONE	410-30853-1	1634-04-4	Methyl tert-butyl ether	< 0.50	0.5	ug/l	N	U	U	0.20	0.50	1.0	ug/l	NS	NS	140	140
KAFB-106249-450	GW249-611	2/24/2021	FD	488.1 ft	4857		WG	Vadose-Coring	410-30853-3	SW8260C	3/9/2021	N	INITIAL	1	NONE	410-30853-1	179601-23-1	m- & p-Xylenes	< 2.0	2	ug/l	N	U	U	1.0	2.0	5.0	ug/l	NS	NS	190	10000
KAFB-106249-450	GW249-611	2/24/2021	FD	488.1 ft	4857		WG	Vadose-Coring	410-30853-3	SW8260C	3/9/2021	N	INITIAL	1	NONE	410-30853-1	541-73-1	1,3-Dichlorobenzene	< 0.50	0.5	ug/l	N	U	U	0.20	0.50	5.0	ug/l	NS	600	300	600
KAFB-106249-450	GW249-611	2/24/2021	FD	488.1 ft	4857		WG	Vadose-Coring	410-30853-3	SW8260C	3/9/2021	N	INITIAL	1	NONE	410-30853-1	56-23-5	Carbon tetrachloride	< 0.50	0.5	ug/l	N	U	U	0.20	0.50	1.0	ug/l	10	5	0.46	5
KAFB-106249-450	GW249-611	2/24/2021	FD	488.1 ft	4857		WG	Vadose-Coring	410-30853-3	SW8260C	3/9/2021	N	INITIAL	1	NONE	410-30853-1	563-58-6	1,1-Dichloropropene	< 0.50	0.5	ug/l	N	U	U	0.20	0.50	5.0	ug/l	NS	NS	NS	NS
KAFB-106249-450	GW249-611	2/24/2021	FD	488.1 ft	4857		WG	Vadose-Coring	410-30853-3	SW8260C	3/9/2021	N	INITIAL	1	NONE	410-30853-1	591-78-6	2-Hexanone	< 1.0	1	ug/l	N	U	UM	0.30	1.0	10	ug/l	NS	NS	38	38
KAFB-106249-450	GW249-611	2/24/2021	FD	488.1 ft	4857		WG	Vadose-Coring	410-30853-3	SW8260C	3/9/2021	N	INITIAL	1	NONE	410-30853-1	594-20-7	2,2-Dichloropropane	< 0.50	0.5	ug/l	N	U	U	0.30	0.50	1.0	ug/l	NS	NS	NS	NS
KAFB-106249-450	GW249-611	2/24/2021	FD	488.1 ft	4857		WG	Vadose-Coring	410-30853-3	SW8260C	3/9/2021	N	INITIAL	1	NONE	410-30853-1	630-20-6	1,1,1,2-Tetrachloroethane	< 0.50	0.5	ug/l	N	U	U	0.20	0.50	1.0	ug/l	NS	NS	5.7	5.7
KAFB-106249-450	GW249-611	2/24/2021	FD	488.1 ft	4857		WG	Vadose-Coring	410-30853-3	SW8260C	3/9/2021	N	INITIAL	1	NONE	410-30853-1	67-64-1	Acetone	2.9	2.9	ug/l	Y	J	J	0.70	2.0	20	ug/l	NS	NS	14000	14000
KAFB-106249-450	GW249-611	2/24/2021	FD	488.1 ft	4857		WG	Vadose-Coring	410-30853-3	SW8260C	3/9/2021	N	INITIAL	1	NONE	410-30853-1	67-66-3	Chloroform	< 0.50	0.5	ug/l	N	U	U	0.20	0.50	1.0	ug/l	100	80	2.2	80
KAFB-106249-450	GW249-611	2/24/2021	FD	488.1 ft	4857		WG	Vadose-Coring	410-30853-3	SW8260C	3/9/2021	N	INITIAL	1	NONE	410-30853-1	71-43-2	Benzene	< 0.50	0.5	ug/l	N	U	U	0.20	0.50	1.0	ug/l	10	5	4.6	5
KAFB-106249-450	GW249-611	2/24/2021	FD	488.1 ft	4857		WG	Vadose-Coring	410-30853-3	SW8260C	3/9/2021	N	INITIAL	1	NONE	410-30853-1	71-55-6	1,1,1-Trichloroethane	< 0.50	0.5	ug/l	N	U	U	0.30	0.50	1.0	ug/l	60	200	8000	60
KAFB-106249-450	GW249-611	2/24/2021	FD	488.1 ft	4857		WG	Vadose-Coring	410-30853-3	SW8260C	3/9/2021	N	INITIAL	1	NONE	410-30853-1	74-83-9	Bromomethane	< 0.50	0.5	ug/l	N	U	U	0.30	0.50	1.0	ug/l	NS	NS	7.5	7.5
KAFB-106249-450	GW249-611	2/24/2021	FD	488.1 ft	4857		WG	Vadose-Coring	410-30853-3	SW8260C	3/9/2021	N	INITIAL	1	NONE	410-30853-1	74-87-3	Chloromethane	< 0.50	0.5	ug/l	N	U	U	0.20	0.50	1.0	ug/l	NS	NS	190	190
KAFB-106249-450	GW249-611	2/24/2021	FD	488.1 ft	4857		WG	Vadose-Coring	410-30853-3	SW8260C	3/9/2021	N	INITIAL	1	NONE	410-30853-1	74-95-3	Dibromomethane	< 0.50	0.5	ug/l	N	U	U	0.20	0.50	1.0	ug/l	NS	NS	8	8
KAFB-106249-450	GW249-611	2/24/2021	FD	488.1 ft	4857		WG	Vadose-Coring	410-30853-3	SW8260C	3/9/2021	N	INITIAL	1	NONE	410-30853-1	74-97-5	Bromochloromethane	< 0.50	0.5	ug/l	N	U	U	0.20	0.50	5.0	ug/l	NS	NS	83	83
KAFB-106249-450	GW249-611	2/24/2021	FD	488.1 ft	4857		WG	Vadose-Coring	410-30853-3	SW8260C	3/9/2021	N	INITIAL	1	NONE	410-30853-1	75-00-3	Chloroethane	< 0.50	0.5	ug/l	N	U	U	0.20	0.50	1.0	ug/l	NS	NS	21000	21000
KAFB-106249-450	GW249-611	2/24/2021	FD	488.1 ft	4857		WG	Vadose-Coring	410-30853-3	SW8260C	3/9/2021	N	INITIAL	1	NONE	410-30853-1	75-01-4	Vinyl chloride	< 0.50	0.5	ug/l	N	U	U	0.20	0.50	1.0	ug/l	2	2	0.19	2
KAFB-106249-450	GW249-611	2/24/2021	FD	488.1 ft	4857		WG	Vadose-Coring	410-30853-3	SW8260C	3/9/2021	N	INITIAL	1	NONE	410-30853-1	75-09-2	Methylene chloride	< 0.50	0.5	ug/l	N	U	U	0.30	0.50	1.0	ug/l	100	5	110	5
KAFB-106249-450	GW249-611	2/24/2021	FD	488.1 ft	4857		WG	Vadose-Coring	410-30853-3	SW8260C	3/9/2021	N	INITIAL	1	NONE	410-30853-1	75-15-0	Carbon disulfide	< 0.50	0.5	ug/l	N	U	U	0.20	0.50	5.0	ug/l	NS	NS	810	810
KAFB-106249-450	GW249-611	2/24/2021	FD	488.1 ft	4857		WG	Vadose-Coring	410-30853-3	SW8260C	3/9/2021	N	INITIAL	1	NONE	410-30853-1	75-25-2	Bromoform	< 2.0	2	ug/l	N	U	U	1.0	2.0	4.0	ug/l	NS	80	33	80
KAFB-106249-450	GW249-611	2/24/2021	FD	488.1 ft	4857		WG	Vadose-Coring	410-30853-3	SW8260C	3/9/2021	N	INITIAL	1	NONE	410-30853-1	75-27-4	Bromodichloromethane	< 0.50	0.5	ug/l	N	U	U	0.20	0.50	1.0	ug/l	NS	80	1.3	80
KAFB-106249-450	GW249-611	2/24/2021	FD	488.1 ft	4857		WG	Vadose-Coring	410-30853-3	SW8260C	3/9/2021	N	INITIAL	1	NONE	410-30853-1	75-34-3	1,1-Dichloroethane	< 0.50	0.5	ug/l	N	U	U	0.20	0.50	1.0	ug/l	25	NS	2.8	25
KAFB-106249-450	GW249-611	2/24/2021	FD	488.1 ft	4857		WG	Vadose-Coring	410-30853-3	SW8260C	3/9/2021	N	INITIAL	1	NONE	410-30853-1	75-35-4	1,1-Dichloroethene	< 0.50	0.5	ug/l	N	U	U	0.20	0.50	1.0	ug/l	5	7	280	5
KAFB-106249-450	GW249-611	2/24/2021	FD	488.1 ft	4857		WG	Vadose-Coring	410-30853-3	SW8260C	3/9/2021	N	INITIAL	1	NONE	410-30853-1	75-69-4	Trichlorofluoromethane	< 0.50	0.5	ug/l	N	U	U	0.20	0.50	1.0	ug/l	NS	NS	5200	1100
KAFB-106249-450	GW249-611	2/24/2021	FD	488.1 ft	4857		WG	Vadose-Coring	410-30853-3	SW8260C	3/9/2021	N	INITIAL	1	NONE	410-30853-1	75-71-8	Dichlorodifluoromethane	< 0.50	0.5	ug/l	N	UJ	UQ	0.20	0.50	1.0	ug/l	NS	NS	200	200
KAFB-106249-450	GW249-611	2/24/2021	FD	488.1 ft	4857		WG	Vadose-Coring	410-30853-3	SW8260C	3/9/2021	N	INITIAL	1	NONE	410-30853-1	78-87-5	1,2-Dichloropropane	< 0.50	0.5	ug/l	N	U	U	0.20	0.50	1.0	ug/l	NS	5	8.25	5
KAFB-106249-450	GW249-611	2/24/2021	FD	488.1 ft	4857		WG	Vadose-Coring	410-30853-3	SW8260C	3/9/2021	N	INITIAL	1	NONE	410-30853-1	78-93-3	2-Butanone	< 1.0	1	ug/l	N	U	UM	0.30	1.0	10	ug/l	NS	NS	5600	5600
KAFB-106249-450	GW249-611	2/24/2021	FD	488.1 ft	4857		WG	Vadose-Coring	410-30853-3	SW8260C	3/9/2021	N	INITIAL	1	NONE	410-30853-1	79-00-5	1,1,2-Trichloroethane	< 0.50	0.5	ug/l	N	U	U	0.20	0.50	1.0	ug/l	10	5	2.8	5
KAFB-106249-450	GW249-611	2/24/2021	FD	488.1 ft	4857		WG	Vadose-Coring	410-30853-3	SW8260C	3/9/2021	N	INITIAL	1	NONE	410-30853-1	79-01-6	Trichloroethene	< 0.50	0.5	ug/l	N	U	U	0.20	0.50	1.0	ug/l	100	5	4.9	5
KAFB-106249-450	GW249-611	2/24/2021	FD	488.1 ft	4857		WG	Vadose-Coring	410-30853-3	SW8260C	3/9/2021	N	INITIAL	1	NONE	410-30853-1	79-34-5	1,1,2,2-Tetrachloroethane	< 0.50	0.5	ug/l	N	U	U	0.20	0.50	1.0	ug/l	10	NS	0.76	10
KAFB-106249-450	GW249-611	2/24/2021	FD	488.1 ft	4857		WG	Vadose-Coring	410-30853-3	SW8260C	3/9/2021	N	INITIAL	1	NONE	410-30853-1	87-61-6	1,2,3-Trichlorobenzene	< 1.0	1	ug/l	N	U	U	0.40	1.0	5.0	ug/l	NS	NS	7	7
KAFB-106249-450	GW249-611	2/24/2021	FD	488.1 ft	4857		WG	Vadose-Coring	410-30853-3	SW8260C	3/9/2021	N	INITIAL	1	NONE	410-30853-1	87-68-3	Hexachloro-1,3-butadiene	< 4.0	4	ug/l	N	U	U	2.0	4.0	5.0	ug/l	NS	NS	1.4	4
KAFB-106249-450	GW249-611	2/24/2021	FD	488.1 ft	4857		WG	Vadose-Coring	410-30853-3	SW8260C	3/9/2021	N	INITIAL	1	NONE	410-30853-1	91-20-3	Naphthalene	< 2.0	2	ug/l	N	U	U	1.0	2.0	5.0	ug/l	30	NS	1.2	30
KAFB-106249-450	GW249-611	2/24/2021	FD	488.1 ft	4857		WG	Vadose-Coring	410-30853-3	SW8260C	3/9/2021	N	INITIAL	1	NONE	410-30853-1	95-47-6	o-Xylene	< 0.80	0.8	ug/l	N	U	UM	0.40	0.80	1.0	ug/l	NS	NS	190	10000
KAFB-106249-450	GW249-611	2/24/2021	FD	488.1 ft	4857		WG	Vadose-Coring	410-30853-3	SW8260C	3/9/2021	N	INITIAL	1	NONE	410-30853-1	95-49-8	2-Chlorotoluene	< 0.50	0.5	ug/l	N	U	U	0.20	0.50	5.0	ug/l	NS	NS	240	240
KAFB-106249-450	GW249-611	2/24/2021	FD	488.1 ft	4857		WG	Vadose-Coring	410-30853-3	SW8260C	3/9/2021	N	INITIAL	1	NONE	410-30853-1	95-50-1	1,2-Dichlorobenzene	< 0.50	0.5	ug/l	N	U	U	0.20	0.50	5.0	ug/l	NS	600	300	600
KAFB-106249-450	GW249-611	2/24/2021	FD	488.1 ft	4857		WG	Vadose-Coring	410-30853-3	SW8260C	3/9/2021	N	INITIAL	1	NONE	410-30853-1	95-63-6	1,2,4-Trimethylbenzene	< 2.0	2	ug/l	N	U	U	1.0	2.0	5.0	ug/l	NS	NS	56	56
KAFB-106249-450	GW249-611	2/24/2021	FD	488.1 ft	4857		WG	Vadose-Coring	410-30853-3	SW8260C	3/9/2021	N	INITIAL	1	NONE	410-30853-1	96-12-8	1,2-Dibromo-3-chloropropane	< 1.0	1	ug/l	N	U	U	0.30	1.0	5.0	ug/l	NS	0.2	0.0033	1
KAFB-106249-450	GW249-611	2/24/2021	FD	488.1 ft	4857		WG	Vadose-Coring	410-30853-3	SW8260C	3/9/2021	N	INITIAL	1	NONE	410-30853-1	96-18-4	1,2,3-Trichloropropane	< 0.50	0.5	ug/l	N	U	U	0.20	0.50	5.0	ug/l	NS	NS	0.0075	0.05
KAFB-106249-450	GW249-611	2/24/2021	FD	488.1 ft	4857		WG	Vadose-Coring	410-30853-3	SW8260C	3/9/2021	N	INITIAL	1	NONE	410-30853-1	98-06-6	tert-Butylbenzene	< 1.0	1	ug/l	N	U	U	0.30	1.0	5.0	ug/l	NS	NS	690	690
KAFB-106249-450	GW249-611	2/24/2021	FD	488.1 ft	4857		WG	Vadose-Coring	410-30853-3	SW8260C	3/9/2021	N	INITIAL	1	NONE	410-30853-1	98-82-8	Isopropylbenzene	< 0.50	0.5	ug/l	N	U	U	0.20	0.50	5.0	ug/l	NS	NS	450	450
KAFB-106249-450	GW249-611	2/24/2021	FD	488.1 ft	4857		WG	Vadose-Coring	410-30853-3	SW8260C	3/9/2021	N	INITIAL	1	NONE	410-30853-1	99-87-6	4-Isopropyltoluene	< 0.50	0.5	ug/l	N	U	U	0.20	0.50	5.0	ug/l	NS	NS	NS	NS
KAFB-106250-447	GW250-211	3/4/2021	N	486 ft	4857		WG	Vadose-Coring	410-31313-1	E300.0	3/16/2021	N	INITIAL	5	NONE	410-31313-1	14808-79-8	Sulfate	6.0	6	mg/l	Y	J+	D	1.5	4.5	5.0	mg/l	600	250	NS	600
KAFB-106250-447	GW250-211	3/4/2021	N	486 ft	4857		WG	Vadose-Coring	410-31313-1	E300.0	3/16/2021	N	INITIAL	5	NONE	410-31313-1	16887-00-6	Chloride	12	12	mg/l	Y		D	1.0	1.5	2.0	mg/l	250	250	NS	250
KAFB-106250-447	GW250-211	3/4/2021	N	486 ft	4857		WG	Vadose-Coring	410-31313-1	E300.0	3/16/2021	N	INITIAL	5	NONE	410-31313-1	24959-67-9	Bromide	< 2.0	2	mg/l	N	U	U	1.3	2.0	2.5	mg/l	NS	NS	NS	NS
KAFB-106250-447	GW250-211	3/4/2021	N	486 ft	4857		WG	Vadose-Coring	410-31313-1	SM2320B	3/9/2021	N	INITIAL	1	NONE	410-31313-1	ALK	Alkalinity, total (as CaCO3)	270	270	mg/l	Y	J-	J1	2.6	6.0	8.0	mg/l	NS	NS	NS	NS
KAFB-106250-447	GW250-211	3/4/2021	N	486 ft	4857		WG	Vadose-Coring	410-31313-1	SM2320B	3/9/2021	N	INITIAL	1	NONE	410-31313-1	ALK-B	Alkalinity, bicarbonate (as CaCO3)	270	270	mg/l	Y			2.6	6.0	8.0	mg/l	NS	NS	NS	NS
KAFB-106250-447	GW250-211	3/4/2021	N	486 ft	4857		WG	Vadose-Coring	410-31313-1	SM2320B	3/9/2021	N	INITIAL	1	NONE	410-31313-1	ALK-C	Alkalinity, carbonate (as CaCO3)	< 6.0	6	mg/l	N	U	U	2.6	6.0	8.0	mg/l	NS	NS	NS	NS
KAFB-106250-447	GW250-211	3/4/2021	N	486 ft	4857		WG	Vadose-Coring	410-31313-1	SW6010C	3/10/2021	D	INITIAL	1	METHOD	410-31313-1	7439-89-6	Iron	0.96	0.96	mg/l	Y			0.041	0.1	0.21	mg/l	1.0	NS	NS	1.0
KAFB-106250-447	GW250-211	3/4/2021	N	486 ft	4857		WG	Vadose-Coring	410-31313-1	SW6010C	3/10/2021	D	INITIAL	1	METHOD	410-31313-1	7439-96-5	Manganese	2.4	2.4	mg/l	Y	J	J1	0.0031	0.0052	0.01	mg/l	0.2	NS	NS	0.2
KAFB-106250-447	GW250-211	3/4/2021	N	486 ft	4857		WG	Vadose-Coring	410-31313-1	SW6010C	3/10/2021	T	INITIAL	1	SW3005	410-31313-1	7439-95-4	Magnesium	13	13	mg/l	Y	J	J1	0.04	0.075	0.1	mg/l	NS	NS	NS	NS
KAFB-106250-447	GW250-211	3/4/2021	N	486 ft	4857		WG	Vadose-Coring	410-31313-1	SW6010C	3/10/2021	T	INITIAL	1	SW3005	410-31313-1	7440-09-7	Potassium	3.7	3.7	mg/l	Y			0.2	0.45	0.5	mg/l	NS	NS	NS	NS
KAFB-106250-447	GW250-211	3/4/2021	N	486 ft	4857		WG	Vadose-Coring	410-31313-1	SW6010C	3/10/2021	T	INITIAL	1	SW3005	410-31313-1	7440-23-5	Sodium	31	31	mg/l	Y	J	J1	0.24	0.5	1	mg/l	NS	NS	NS	NS
KAFB-106250-447	GW250-211	3/4/2021	N	486 ft	4857		WG	Vadose-Coring	410-31313-1	SW6010C	3/10/2021	T	INITIAL	1	SW3005	410-31313-1	7440-70-2	Calcium	75	75	mg/l	Y	J	J1	0.096	0.15	0.2	mg/l	NS	NS	NS	NS
KAFB-106250-447	GW250-211	3/4/2021	N	486 ft	4857		WG	Vadose-Coring	410-31313-1	SW6020A	3/8/2021	T	INITIAL	1	SW3005	410-31313-1	7439-92-1	Lead	0.00053	0.00053	mg/l	Y			7.1E-05	0.00025	0.0005	mg/l	0.015	0.015	0.015	0.015
KAFB-106250-447	GW250-211	3/4/2021	N	486 ft	4857		WG	Vadose-Coring	410-31313-1	SW6020A	3/8/2021	T	INITIAL	1	SW3005	410-31313-1	7440-38-2	Arsenic	0.0015	0.0015	mg/l	Y	J	J	0.00068	0.0016	0.002	mg/l	0.01	0.01	0.00052	0.01
KAFB-106250-447	GW250-211	3/4/2021	N	486 ft	4857		WG	Vadose-Coring	410-31313-1	SW8011	3/11/2021	N	INITIAL	1	METHOD	410-31313-1	106-93-4	1,2-Dibromoethane	< 0.019	0.019	ug/l	N	U	U	0.0096	0.019	0.029	ug/l	0.05	0.05	0.075	0.05
KAFB-106250-447	GW250-211	3/4/2021	N	486 ft	4857		WG	Vadose-Coring	410-31313-1	SW8015M	3/10/2021	N	INITIAL	1	NONE	410-31313-1	TPH-GRO	TPH-GRO (C6-C10)	3900	3900	ug/l	Y	J+	M	23	40	50	ug/l	NS	NS	500	500
KAFB-106250-447	GW250-211	3/4/2021	N	486 ft	4857		WG	Vadose-Coring	410-31313-1	SW8015M	3/12/2021	N	INITIAL	5	SW3510C	410-31313-1	TPHC28C40	TPH (C28-C40)	8200	8200	ug/l	Y		DM	240	480	530	ug/l				
KAFB-106250-447	GW250-211	3/4/2021	N	486 ft	4857		WG	Vadose-Coring	410-31313-1	SW8015M	3/12/2021	N	INITIAL	5	SW3510C	410-31313-1	TPH-DRO	TPH-DRO (C10-C28)	21000	21000	ug/l	Y	J	DMBJ1	240	480	530	ug/l	NS	NS	1300	1300
KAFB-106250-447	GW250-211	3/4/2021	N	486 ft	4857		WG	Vadose-Coring	410-31313-1	SW8260C	3/12/2021	N	INITIAL	1	NONE	410-31313-1	100-41-4	Ethylbenzene	1.6	1.6	ug/l	Y			0.40	0.80	1.0	ug/l	750	700	15	700
KAFB-106250-447	GW250-211	3/4/2021	N	486 ft	4857		WG	Vadose-Coring	410-31313-1	SW8260C	3/12/2021	N	INITIAL	1	NONE	410-31313-1	100-42-5	Styrene	< 0.50	0.5	ug/l	N	U	U	0.20	0.50	5.0	ug/l	NS	100	1200	100
KAFB-106250-447	GW250-211	3/4/2021	N	486 ft	4857		WG	Vadose-Coring	410-31313-1	SW8260C	3/12/2021	N	INITIAL	1	NONE	410-31313-1	10061-01-5	cis-1,3-Dichloropropene	< 0.50	0.5	ug/l	N	U	U	0.20	0.50	1.0	ug/l	NS	NS	4.7	4.7
KAFB-106250-447	GW250-211	3/4/2021	N	486 ft	4857		WG	Vadose-Coring	410-31313-1	SW8260C	3/12/2021	N	INITIAL	1	NONE	410-31313-1	10061-02-6	trans-1,3-Dichloropropene	< 0.50	0.5	ug/l	N	U	U	0.20	0.50	1.0	ug/l	NS	NS	4.7	4.7
KAFB-106250-447	GW250-211	3/4/2021	N	486 ft	4857		WG	Vadose-Coring	410-31313-1	SW8260C	3/12/2021	N	INITIAL	1	NONE	410-31313-1	103-65-1	n-Propylbenzene	0.87	0.87	ug/l	Y	J	JO	0.20	0.50	5.0	ug/l	NS	NS	660	660
KAFB-106250-447	GW250-211	3/4/2021	N	486 ft	4857		WG	Vadose-Coring	410-31313-1	SW8260C	3/12/2021	N	INITIAL	1	NONE	410-31313-1	104-51-8	n-Butylbenzene	0.23	0.23	ug/l	Y	J	J	0.20	0.50	5.0	ug/l	NS	NS	1000	1000
KAFB-106250-447	GW250-211	3/4/2021	N	486 ft	4857		WG	Vadose-Coring	410-31313-1	SW8260C	3/12/2021	N	INITIAL	1	NONE	410-31313-1	106-43-4	4-Chlorotoluene	< 0.50	0.5	ug/l	N	U	UM	0.20	0.50	5.0	ug/l	NS	NS	250	250
KAFB-106250-447	GW250-211	3/4/2021	N	486 ft	4857		WG	Vadose-Coring	410-31313-1	SW8260C	3/12/2021	N	INITIAL	1	NONE	410-31313-1	106-46-7	1,4-Dichlorobenzene	< 0.50	0.5	ug/l	N	U	U	0.20	0.50	5.0	ug/l	NS	75	4.8	75
KAFB-106250-447	GW250-211	3/4/2021	N	486 ft	4857		WG	Vadose-Coring	410-31313-1	SW8260C	3/12/2021	N	INITIAL	1	NONE	410-31313-1	106-93-4	1,2-Dibromoethane	< 0.50	0.5	ug/l	N	U	U	0.20	0.50	1.0	ug/l	0.05	0.05	0.075	0.05
KAFB-106250-447	GW250-211	3/4/2021	N	486 ft	4857		WG	Vadose-Coring	410-31313-1	SW8260C	3/12/2021	N	INITIAL	1	NONE	410-31313-1	107-02-8	Acrolein	< 5.0	5	ug/l	N	U	U	3.0	5.0	100	ug/l	NS	NS	0.042	5
KAFB-106250-447	GW250-211	3/4/2021	N	486 ft	4857		WG	Vadose-Coring	410-31313-1	SW8260C	3/12/2021	N	INITIAL	1	NONE	410-31313-1	107-06-2	1,2-Dichloroethane	< 0.50	0.5	ug/l	N	U	UM	0.30	0.50	1.0	ug/l	10	5	1.7	5
KAFB-106250-447	GW250-211	3/4/2021	N	486 ft	4857		WG	Vadose-Coring	410-31313-1	SW8260C	3/12/2021	N	INITIAL	1	NONE	410-31313-1	107-13-1	Acrylonitrile	< 1.0	1	ug/l	N	U	U	0.30	1.0	20	ug/l	NS	NS	0.52	1
KAFB-106250-447	GW250-211	3/4/2021	N	486 ft	4857		WG	Vadose-Coring	410-31313-1	SW8260C	3/12/2021	N	INITIAL	1	NONE	410-31313-1	108-05-4	Vinyl acetate	< 2.0	2	ug/l	N	U	U	0.70	2.0	10	ug/l	NS	NS	410	410
KAFB-106250-447	GW250-211	3/4/2021	N	486 ft	4857		WG	Vadose-Coring	410-31313-1	SW8260C	3/12/2021	N	INITIAL	1	NONE	410-31313-1	108-10-1	4-Methyl-2-pentanone	15	15	ug/l	Y			0.50	1.0	10	ug/l	NS	NS	6300	1200
KAFB-106250-447	GW250-211	3/4/2021	N	486 ft	4857		WG	Vadose-Coring	410-31313-1	SW8260C	3/12/2021	N	INITIAL	1	NONE	410-31313-1	108-67-8	1,3,5-Trimethylbenzene	< 1.0	1	ug/l	N	U	UM	0.30	1.0	5.0	ug/l	NS	NS	60	120
KAFB-106250-447	GW250-211	3/4/2021	N	486 ft	4857		WG	Vadose-Coring	410-31313-1	SW8260C	3/12/2021	N	INITIAL	1	NONE	410-31313-1	108-86-1	Bromobenzene	< 0.50	0.5	ug/l	N	U	U	0.20	0.50	5.0	ug/l	NS	NS	62	62
KAFB-106250-447	GW250-211	3/4/2021	N	486 ft	4857		WG	Vadose-Coring	410-31313-1	SW8260C	3/12/2021	N	INITIAL	1	NONE	410-31313-1	108-88-3	Toluene	0.52	0.52	ug/l	Y	J	J	0.20	0.50	1.0	ug/l	1.000	1000	1100	1.000
KAFB-106250-447	GW250-211	3/4/2021	N	486 ft	4857		WG	Vadose-Coring	410-31313-1	SW8260C	3/12/2021	N	INITIAL	1	NONE	410-31313-1	108-90-7	Chlorobenzene	< 0.50	0.5	ug/l	N	U	U	0.20	0.50	1.0	ug/l	NS	100	78	100
KAFB-106250-447	GW250-211	3/4/2021	N	486 ft	4857		WG	Vadose-Coring	410-31313-1	SW8260C	3/12/2021	N	INITIAL	1	NONE	410-31313-1	120-82-1	1,2,4-Trichlorobenzene	< 1.0	1	ug/l	N	U	U	0.30	1.0	5.0	ug/l	NS	70	11	70
KAFB-106250-447	GW250-211	3/4/2021	N	486 ft	4857		WG	Vadose-Coring	410-31313-1	SW8260C	3/12/2021	N	INITIAL	1	NONE	410-31313-1	124-48-1	Dibromochloromethane	< 0.50	0.5	ug/l	N	U	U	0.20	0.50	1.0	ug/l	NS	80	1.7	80
KAFB-106250-447	GW250-211	3/4/2021	N	486 ft	4857		WG	Vadose-Coring	410-31313-1	SW8260C	3/12/2021	N	INITIAL	1	NONE	410-31313-1	127-18-4	Tetrachloroethene	< 0.50	0.5	ug/l	N	U	U	0.20	0.50	1.0	ug/l	20	5	110	5
KAFB-106250-447	GW250-211	3/4/2021	N	486 ft	4857		WG	Vadose-Coring	410-31313-1	SW8260C	3/12/2021	N	INITIAL	1	NONE	410-31313-1	1330-20-7	Xylenes, total	3.0	3	ug/l	Y	J	J	1.4	2.8	6.0	ug/l	620	10000	190	620
KAFB-106250-447	GW250-211	3/4/2021	N	486 ft	4857		WG	Vadose-Coring	410-31313-1	SW8260C	3/12/2021	N	INITIAL	1	NONE	410-31313-1	135-98-8	sec-Butylbenzene	1.1	1.1	ug/l	Y	J	J	0.20	0.50	5.0	ug/l	NS	NS	2000	2000
KAFB-106250-447	GW250-211	3/4/2021	N	486 ft	4857		WG	Vadose-Coring	410-31313-1	SW8260C	3/12/2021	N	INITIAL	1	NONE	410-31313-1	142-28-9	1,3-Dichloropropane	< 0.50	0.5	ug/l	N	U	U	0.20	0.50	1.0	ug/l	NS	NS	370	370
KAFB-106250-447	GW250-211	3/4/2021	N	486 ft	4857		WG	Vadose-Coring	410-31313-1	SW8260C	3/12/2021	N	INITIAL	1	NONE	410-31313-1	156-59-2	cis-1,2-Dichloroethene	< 0.50	0.5	ug/l	N	U	U	0.20	0.50	1.0	ug/l	NS	70	36	70
KAFB-106250-447	GW250-211	3/4/2021	N	486 ft	4857		WG	Vadose-Coring	410-31313-1	SW8260C	3/12/2021	N	INITIAL	1	NONE	410-31313-1	156-60-5	trans-1,2-Dichloroethene	< 0.50	0.5	ug/l	N	U	U	0.20	0.50	1.0	ug/l	NS	100	68	100
KAFB-106250-447	GW250-211	3/4/2021	N	486 ft	4857		WG	Vadose-Coring	410-31313-1	SW8260C	3/12/2021	N	INITIAL	1	NONE	410-31313-1	1634-04-4	Methyl tert-butyl ether	< 0.50	0.5	ug/l	N	U	U	0.20	0.50	1.0	ug/l	NS	NS	140	140
KAFB-106250-447	GW250-211	3/4/2021	N	486 ft	4857		WG	Vadose-Coring	410-31313-1	SW8260C	3/12/2021	N	INITIAL	1	NONE	410-31313-1	179601-23-1	m- & p-Xylenes	< 2.0	2	ug/l	N	U	U	1.0	2.0	5.0	ug/l	NS	NS	190	10000
KAFB-106250-447	GW250-211	3/4/2021	N	486 ft	4857		WG	Vadose-Coring	410-31313-1	SW8260C	3/12/2021	N	INITIAL	1	NONE	410-31313-1	541-73-1	1,3-Dichlorobenzene	< 0.50	0.5	ug/l	N	U	U	0.20	0.50	5.0	ug/l	NS	600	300	600
KAFB-106250-447	GW250-211	3/4/2021	N	486 ft	4857		WG	Vadose-Coring	410-31313-1	SW8260C	3/12/2021	N	INITIAL	1	NONE	410-31313-1	56-23-5	Carbon tetrachloride	< 0.50	0.5	ug/l	N	U	U	0.20	0.50	1.0	ug/l	10	5	0.46	5
KAFB-106250-447	GW250-211	3/4/2021	N	486 ft	4857		WG	Vadose-Coring	410-31313-1	SW8260C	3/12/2021	N	INITIAL	1	NONE	410-31313-1	563-58-6	1,1-Dichloropropene	< 0.50	0.5	ug/l	N	U	U	0.20	0.50	5.0	ug/l	NS	NS	NS	NS
KAFB-106250-447	GW250-211	3/4/2021	N	486 ft	4857		WG	Vadose-Coring	410-31313-1	SW8260C	3/12/2021	N	INITIAL	1	NONE	410-31313-1	591-78-6	2-Hexanone	< 1.0	1	ug/l	N	UJ	UMJ1	0.30	1.0	10	ug/l	NS	NS	38	38
KAFB-106250-447	GW250-211	3/4/2021	N	486 ft	4857		WG	Vadose-Coring	410-31313-1	SW8260C	3/12/2021	N	INITIAL	1	NONE	410-31313-1	594-20-7	2,2-Dichloropropane	< 0.50	0.5	ug/l	N	U	U	0.30	0.50	1.0	ug/l	NS	NS	NS	NS
KAFB-106250-447	GW250-211	3/4/2021	N	486 ft	4857		WG	Vadose-Coring	410-31313-1	SW8260C	3/12/2021	N	INITIAL	1	NONE	410-31313-1	630-20-6	1,1,1,2-Tetrachloroethane	< 0.50	0.5	ug/l	N	U	U	0.20	0.50	1.0	ug/l	NS	NS	5.7	5.7
KAFB-106250-447	GW250-211	3/4/2021	N	486 ft	4857		WG	Vadose-Coring	410-31313-1	SW8260C	3/12/2021	N	INITIAL	1	NONE	410-31313-1	67-64-1	Acetone	88	88	ug/l	Y			0.70	2.0	20	ug/l	NS	NS	14000	14000
KAFB-106250-447	GW250-211	3/4/2021	N	486 ft	4857		WG	Vadose-Coring	410-31313-1	SW8260C	3/12/2021	N	INITIAL	1	NONE	410-31313-1	67-66-3	Chloroform	< 0.50	0.5	ug/l	N	U	U	0.20	0.50	1.0	ug/l	100	80	2.2	80
KAFB-106250-447	GW250-211	3/4/2021	N	486 ft	4857		WG	Vadose-Coring	410-31313-1	SW8260C	3/12/2021	N	INITIAL	1	NONE	410-31313-1	71-43-2	Benzene	8.1	8.1	ug/l	Y		Q	0.20	0.50	1.0	ug/l	10	5	4.6	5
KAFB-106250-447	GW250-211	3/4/2021	N	486 ft	4857		WG	Vadose-Coring	410-31313-1	SW8260C	3/12/2021	N	INITIAL	1	NONE	410-31313-1	71-55-6	1,1,1-Trichloroethane	< 0.50	0.5	ug/l	N	U	U	0.30	0.50	1.0	ug/l	60	200	8000	60
KAFB-106250-447	GW250-211	3/4/2021	N	486 ft	4857		WG	Vadose-Coring	410-31313-1	SW8260C	3/12/2021	N	INITIAL	1	NONE	410-31313-1	74-83-9	Bromomethane	< 0.50	0.5	ug/l	N	U	U	0.30	0.50	1.0	ug/l	NS	NS	7.5	7.5
KAFB-106250-447	GW250-211	3/4/2021	N	486 ft	4857		WG	Vadose-Coring	410-31313-1	SW8260C	3/12/2021	N	INITIAL	1	NONE	410-31313-1	74-87-3	Chloromethane	< 0.50	0.5	ug/l	N	U	U	0.20	0.50	1.0	ug/l	NS	NS	190	190
KAFB-106250-447	GW250-211	3/4/2021	N	486 ft	4857		WG	Vadose-Coring	410-31313-1	SW8260C	3/12/2021	N	INITIAL	1	NONE	410-31313-1	74-95-3	Dibromomethane	< 0.50	0.5	ug/l	N	U	UM	0.20	0.50	1.0	ug/l	NS	NS	8	8
KAFB-106250-447	GW250-211	3/4/2021	N	486 ft	4857		WG	Vadose-Coring	410-31313-1	SW8260C	3/12/2021	N	INITIAL	1	NONE	410-31313-1	74-97-5	Bromochloromethane	< 0.50	0.5	ug/l	N	U	U	0.20	0.50	5.0	ug/l	NS	NS	83	83
KAFB-106250-447	GW250-211	3/4/2021	N	486 ft	4857		WG	Vadose-Coring	410-31313-1	SW8260C	3/12/2021	N	INITIAL	1	NONE	410-31313-1	75-00-3	Chloroethane	< 0.50	0.5	ug/l	N	U	U	0.20	0.50	1.0	ug/l	NS	NS	21000	21000
KAFB-106250-447	GW250-211	3/4/2021	N	486 ft	4857		WG	Vadose-Coring	410-31313-1	SW8260C	3/12/2021	N	INITIAL	1	NONE	410-31313-1	75-01-4	Vinyl chloride	< 0.50	0.5	ug/l	N	U	U	0.20	0.50	1.0	ug/l	2	2	0.19	2
KAFB-106250-447	GW250-211	3/4/2021	N	486 ft	4857		WG	Vadose-Coring	410-31313-1	SW8260C	3/12/2021	N	INITIAL	1	NONE	410-31313-1	75-09-2	Methylene chloride	< 0.50	0.5	ug/l	N	U	U	0.30	0.50	1.0	ug/l	100	5	110	5
KAFB-106250-447	GW250-211	3/4/2021	N	486 ft	4857		WG	Vadose-Coring	410-31313-1	SW8260C	3/12/2021	N	INITIAL	1	NONE	410-31313-1	75-15-0	Carbon disulfide	< 0.50	0.5	ug/l	N	U	UO	0.20	0.50	5.0	ug/l	NS	NS	810	810
KAFB-106250-447	GW250-211	3/4/2021	N	486 ft	4857		WG	Vadose-Coring	410-31313-1	SW8260C	3/12/2021	N	INITIAL	1	NONE	410-31313-1	75-25-2	Bromoform	< 2.0	2	ug/l	N	U	U	1.0	2.0	4.0	ug/l	NS	80	33	80
KAFB-106250-447	GW250-211	3/4/2021	N	486 ft	4857		WG	Vadose-Coring	410-31313-1	SW8260C	3/12/2021	N	INITIAL	1	NONE	410-31313-1	75-27-4	Bromodichloromethane	< 0.50	0.5	ug/l	N	U	U	0.20	0.50	1.0	ug/l	NS	80	1.3	80
KAFB-106250-447	GW250-211	3/4/2021	N	486 ft	4857		WG	Vadose-Coring	410-31313-1	SW8260C	3/12/2021	N	INITIAL	1	NONE	410-31313-1	75-34-3	1,1-Dichloroethane	< 0.50	0.5	ug/l	N	U	U	0.20	0.50	1.0	ug/l	25	NS	2.8	25
KAFB-106250-447	GW250-211	3/4/2021	N	486 ft	4857		WG	Vadose-Coring	410-31313-1	SW8260C	3/12/2021	N	INITIAL	1	NONE	410-31313-1	75-35-4	1,1-Dichloroethene	< 0.50	0.5	ug/l	N	U	U	0.20	0.50	1.0	ug/l	5	7	280	5
KAFB-106250-447	GW250-211	3/4/2021	N	486 ft	4857		WG	Vadose-Coring	410-31313-1	SW8260C	3/12/2021	N	INITIAL	1	NONE	410-31313-1	75-69-4	Trichlorofluoromethane	< 0.50	0.5	ug/l	N	U	U	0.20	0.50	1.0	ug/l	NS	NS	5200	1100
KAFB-106250-447	GW250-211	3/4/2021	N	486 ft	4857		WG	Vadose-Coring	410-31313-1	SW8260C	3/12/2021	N	INITIAL	1	NONE	410-31313-1	75-71-8	Dichlorodifluoromethane	< 0.50	0.5	ug/l	N	UJ	UO	0.20	0.50	1.0	ug/l	NS	NS	200	200
KAFB-106250-447	GW250-211	3/4/2021	N	486 ft	4857		WG	Vadose-Coring	410-31313-1	SW8260C	3/12/2021	N	INITIAL	1	NONE	410-31313-1	78-87-5	1,2-Dichloropropane	< 0.50	0.5	ug/l	N	U	U	0.20	0.50	1.0	ug/l	NS	5	8.25	5
KAFB-106250-447	GW250-211	3/4/2021	N	486 ft	4857		WG	Vadose-Coring	410-31313-1	SW8260C	3/12/2021	N	INITIAL	1	NONE	410-31313-1	78-93-3	2-Butanone	14	14	ug/l	Y			0.30	1.0	10	ug/l	NS	NS	5600	5600
KAFB-106250-447	GW250-211	3/4/2021	N	486 ft	4857		WG	Vadose-Coring	410-31313-1	SW8260C	3/12/2021	N	INITIAL	1	NONE	410-31313-1	79-00-5	1,1,2-Trichloroethane	< 0.50	0.5	ug/l	N	U	UM	0.20	0.50	1.0	ug/l	10	5	2.8	5
KAFB-106250-447	GW250-211	3/4/2021	N	486 ft	4857		WG	Vadose-Coring	410-31313-1	SW8260C	3/12/2021	N	INITIAL	1	NONE	410-31313-1	79-01-6	Trichloroethene	< 0.50	0.5	ug/l	N	U	UM	0.20	0.50	1.0	ug/l	100	5	4.9	5
KAFB-106250-447	GW250-211	3/4/2021	N	486 ft	4857		WG	Vadose-Coring	410-31313-1	SW8260C	3/12/2021	N	INITIAL	1	NONE	410-31313-1	79-34-5	1,1,2,2-Tetrachloroethane	< 0.50	0.5	ug/l	N	UJ	UMOJ1	0.20	0.50	1.0	ug/l	10	NS	0.76	10
KAFB-106250-447	GW250-211	3/4/2021	N	486 ft	4857		WG	Vadose-Coring	410-31313-1	SW8260C	3/12/2021	N	INITIAL	1	NONE	410-31313-1	87-61-6	1,2,3-Trichlorobenzene	< 1.0	1	ug/l	N	U	U	0.40	1.0	5.0	ug/l	NS	NS	7	7
KAFB-106250-447	GW250-211	3/4/2021	N	486 ft	4857		WG	Vadose-Coring	410-31313-1	SW8260C	3/12/2021	N	INITIAL	1	NONE	410-31313-1	87-68-3	Hexachloro-1,3-butadiene	< 4.0	4	ug/l	N	U	U	2.0	4.0	5.0	ug/l	NS	NS	1.4	4
KAFB-106250-447	GW250-211	3/4/2021	N	486 ft	4857		WG	Vadose-Coring	410-31313-1	SW8260C	3/12/2021	N	INITIAL	1	NONE	410-31313-1	91-20-3	Naphthalene	2.9	2.9	ug/l	Y	J	J	1.0	2.0	5.0	ug/l	30	NS	1.2	30
KAFB-106250-447	GW250-211	3/4/2021	N	486 ft	4857		WG	Vadose-Coring	410-31313-1	SW8260C	3/12/2021	N	INITIAL	1	NONE	410-31313-1	95-47-6	o-Xylene	3.0	3	ug/l	Y			0.40	0.80	1.0	ug/l	NS	NS	190	10000
KAFB-106250-447	GW250-211	3/4/2021	N	486 ft	4857		WG	Vadose-Coring	410-31313-1	SW8260C	3/12/2021	N	INITIAL	1	NONE	410-31313-1	95-49-8	2-Chlorotoluene	< 0.50	0.5	ug/l	N	U	UM	0.20	0.50	5.0	ug/l	NS	NS	240	240
KAFB-106250-447	GW250-211	3/4/2021	N	486 ft	4857		WG	Vadose-Coring	410-31313-1	SW8260C	3/12/2021	N	INITIAL	1	NONE	410-31313-1	95-50-1	1,2-Dichlorobenzene	< 0.50	0.5	ug/l	N	U	U	0.20	0.50	5.0	ug/l	NS	600	300	600
KAFB-106250-447	GW250-211	3/4/2021	N	486 ft	4857		WG	Vadose-Coring	410-31313-1	SW8260C	3/12/2021	N	INITIAL	1	NONE	410-31313-1	95-63-6	1,2,4-Trimethylbenzene	1.2	1.2	ug/l	Y	J	J	1.0	2.0	5.0	ug/l	NS	NS	56	56
KAFB-106250-447	GW250-211	3/4/2021	N	486 ft	4857		WG	Vadose-Coring	410-31313-1	SW8260C	3/12/2021	N	INITIAL	1	NONE	410-31313-1	96-12-8	1,2-Dibromo-3-chloropropane	< 1.0	1	ug/l	N	U	UM	0.30	1.0	5.0	ug/l	NS	0.2	0.0033	1
KAFB-106250-447	GW250-211	3/4/2021	N	486 ft	4857		WG	Vadose-Coring	410-31313-1	SW8260C	3/12/2021	N	INITIAL	1	NONE	410-31313-1	96-18-4	1,2,3-Trichloropropane	< 0.50	0.5	ug/l	N	UJ	UMOJ1	0.20	0.50	5.0	ug/l	NS	NS	0.0075	0.05
KAFB-106250-447	GW250-211	3/4/2021	N	486 ft	4857		WG	Vadose-Coring	410-31313-1	SW8260C	3/12/2021	N	INITIAL	1	NONE	410-31313-1	98-06-6	tert-Butylbenzene	< 1.0	1	ug/l	N	UJ	UJ1	0.30	1.0	5.0	ug/l	NS	NS	690	690
KAFB-106250-447	GW250-211	3/4/2021	N	486 ft	4857		WG	Vadose-Coring	410-31313-1	SW8260C	3/12/2021	N	INITIAL	1	NONE	410-31313-1	98-82-8	Isopropylbenzene	12	12	ug/l	Y			0.20	0.50	5.0	ug/l	NS	NS	450	450
KAFB-106250-447	GW250-211	3/4/2021	N	486 ft	4857		WG	Vadose-Coring	410-31313-1	SW8260C	3/12/2021	N	INITIAL	1	NONE	410-31313-1	99-87-6	4-Isopropyltoluene	14	14	ug/l	Y			0.20	0.50	5.0	ug/l	NS	NS	NS	NS
KAFB-106251-443	GW251-211	2/23/2021	N	481.6 ft	4857		WG	Vadose-Coring	410-30853-2	E300.0	3/4/2021	N	INITIAL	5	NONE	410-30853-1	14808-79-8	Sulfate	29	29	mg/l	Y		D	1.5	4.5	5.0	mg/l	600	250	NS	600
KAFB-106251-443	GW251-211	2/23/2021	N	481.6 ft	4857		WG	Vadose-Coring	410-30853-2	E300.0	3/4/2021	N	INITIAL	5	NONE	410-30853-1	16887-00-6	Chloride	11	11	mg/l	Y		D	1.0	1.5	2.0	mg/l	250	250	NS	250
KAFB-106251-443	GW251-211	2/23/2021	N	481.6 ft	4857		WG	Vadose-Coring	410-30853-2	E300.0	3/4/2021	N	INITIAL	5	NONE	410-30853-1	24959-67-9	Bromide	< 2.0	2	mg/l	N	U	U	1.3	2.0	2.5	mg/l	NS	NS	NS	NS
KAFB-106251-443	GW251-211	2/23/2021	N	481.6 ft	4857		WG	Vadose-Coring	410-30853-2	SM2320B	3/4/2021	N	INITIAL	1	NONE	410-30853-1	ALK	Alkalinity, total (as CaCO3)	220	220	mg/l	Y	J-	J1	2.6	6.0	8.0	mg/l	NS	NS	NS	NS
KAFB-106251-443	GW251-211	2/23/2021	N	481.6 ft	4857		WG	Vadose-Coring	410-30853-2	SM2320B	3/4/2021	N	INITIAL	1	NONE	410-30853-1	ALK-B	Alkalinity, bicarbonate (as CaCO3)	220	220	mg/l	Y			2.6	6.0	8.0	mg/l	NS	NS	NS	NS
KAFB-106251-443	GW251-211	2/23/2021	N	481.6 ft	4857		WG	Vadose-Coring	410-30853-2	SM2320B	3/4/2021	N	INITIAL	1	NONE	410-30853-1	ALK-C	Alkalinity, carbonate (as CaCO3)	< 6.0	6	mg/l	N	U	U	2.6	6.0	8.0	mg/l	NS	NS	NS	NS
KAFB-106251-443	GW251-211	2/23/2021	N	481.6 ft	4857		WG	Vadose-Coring	410-30853-2	SW6010C	3/4/2021	D	INITIAL	1	METHOD	410-30853-1	7439-89-6	Iron	< 0.1	0.1	mg/l	N	U	U	0.041	0.1	0.21	mg/l	1.0	NS	NS	1.0
KAFB-106251-443	GW251-211	2/23/2021	N	481.6 ft	4857		WG	Vadose-Coring	410-30853-2	SW6010C	3/4/2021	D	INITIAL	1	METHOD	410-30853-1	7439-96-5	Manganese	0.41	0.41	mg/l	Y			0.0031	0.0052	0.01	mg/l	0.2	NS	NS	0.2

KAFB-106251-443	GW251-211	2/23/2021	N	481.6 ft	4857		WG	Vadose-Corino	410-30853-2	SW6010C	3/7/2021	T	INITIAL	1	SW3005	410-30853-1	7439-95-4	Magnesium	9.7	9.7	mg/l	Y			0.04	0.075	0.1	mg/l	NS	NS	NS	NS
KAFB-106251-443	GW251-211	2/23/2021	N	481.6 ft	4857		WG	Vadose-Corino	410-30853-2	SW6010C	3/7/2021	T	INITIAL	1	SW3005	410-30853-1	7440-09-7	Potassium	3.5	3.5	mg/l	Y			0.2	0.45	0.5	mg/l	NS	NS	NS	NS
KAFB-106251-443	GW251-211	2/23/2021	N	481.6 ft	4857		WG	Vadose-Corino	410-30853-2	SW6010C	3/7/2021	T	INITIAL	1	SW3005	410-30853-1	7440-23-5	Sodium	30	30	mg/l	Y			0.24	0.5	1	mg/l	NS	NS	NS	NS
KAFB-106251-443	GW251-211	2/23/2021	N	481.6 ft	4857		WG	Vadose-Corino	410-30853-2	SW6010C	3/7/2021	T	INITIAL	1	SW3005	410-30853-1	7440-70-2	Calcium	61	61	mg/l	Y			0.096	0.15	0.2	mg/l	NS	NS	NS	NS
KAFB-106251-443	GW251-211	2/23/2021	N	481.6 ft	4857		WG	Vadose-Corino	410-30853-2	SW6020A	3/5/2021	T	INITIAL	1	SW3005	410-30853-1	7439-92-1	Lead	0.000086	0.000086	mg/l	Y	J	J	0.000071	0.00025	0.0005	mg/l	0.015	0.015	0.015	0.015
KAFB-106251-443	GW251-211	2/23/2021	N	481.6 ft	4857		WG	Vadose-Corino	410-30853-2	SW6020A	3/5/2021	T	INITIAL	1	SW3005	410-30853-1	7440-38-2	Arsenic	0.00095	0.00095	mg/l	Y	J	J	0.00068	0.0016	0.002	mg/l	0.01	0.01	0.00052	0.01
KAFB-106251-443	GW251-211	2/23/2021	N	481.6 ft	4857		WG	Vadose-Corino	410-30853-2	SW8011	3/8/2021	N	INITIAL	1	METHOD	410-30853-1	106-93-4	1,2-Dibromoethane	0.010	0.01	ug/l	Y	J	J	0.0097	0.019	0.029	ug/l	0.05	0.05	0.075	0.05
KAFB-106251-443	GW251-211	2/23/2021	N	481.6 ft	4857		WG	Vadose-Corino	410-30853-2	SW8015M	3/3/2021	N	INITIAL	1	SW3510C	410-30853-1	TPHC28C40	TPH (C28-C40)	< 110	110	ug/l	N	U	UM	53	110	120	ug/l				
KAFB-106251-443	GW251-211	2/23/2021	N	481.6 ft	4857		WG	Vadose-Corino	410-30853-2	SW8015M	3/3/2021	N	INITIAL	1	SW3510C	410-30853-1	TPH-DRO	TPH-DRO (C10-C28)	210	210	ug/l	Y		M	53	110	120	ug/l	NS	NS	1300	1300
KAFB-106251-443	GW251-211	2/23/2021	N	481.6 ft	4857		WG	Vadose-Corino	410-30853-2	SW8015M	3/4/2021	N	INITIAL	1	NONE	410-30853-1	TPH-GRO	TPH-GRO (C6-C10)	< 40	40	ug/l	N	U	UM	23	40	50	ug/l	NS	NS	500	500
KAFB-106251-443	GW251-211	2/23/2021	N	481.6 ft	4857		WG	Vadose-Corino	410-30853-2	SW8260C	3/9/2021	N	INITIAL	1	NONE	410-30853-1	100-41-4	Ethylbenzene	< 0.80	0.8	ug/l	N	U	U	0.40	0.80	1.0	ug/l	750	700	15	700
KAFB-106251-443	GW251-211	2/23/2021	N	481.6 ft	4857		WG	Vadose-Corino	410-30853-2	SW8260C	3/9/2021	N	INITIAL	1	NONE	410-30853-1	100-42-5	Styrene	< 0.50	0.5	ug/l	N	U	U	0.20	0.50	5.0	ug/l	NS	100	1200	100
KAFB-106251-443	GW251-211	2/23/2021	N	481.6 ft	4857		WG	Vadose-Corino	410-30853-2	SW8260C	3/9/2021	N	INITIAL	1	NONE	410-30853-1	10061-01-5	cis-1,3-Dichloropropene	< 0.50	0.5	ug/l	N	U	U	0.20	0.50	1.0	ug/l	NS	NS	4.7	4.7
KAFB-106251-443	GW251-211	2/23/2021	N	481.6 ft	4857		WG	Vadose-Corino	410-30853-2	SW8260C	3/9/2021	N	INITIAL	1	NONE	410-30853-1	10061-02-6	trans-1,3-Dichloropropene	< 0.50	0.5	ug/l	N	U	U	0.20	0.50	1.0	ug/l	NS	NS	4.7	4.7
KAFB-106251-443	GW251-211	2/23/2021	N	481.6 ft	4857		WG	Vadose-Corino	410-30853-2	SW8260C	3/9/2021	N	INITIAL	1	NONE	410-30853-1	103-65-1	n-Propylbenzene	< 0.50	0.5	ug/l	N	U	U	0.20	0.50	5.0	ug/l	NS	NS	660	660
KAFB-106251-443	GW251-211	2/23/2021	N	481.6 ft	4857		WG	Vadose-Corino	410-30853-2	SW8260C	3/9/2021	N	INITIAL	1	NONE	410-30853-1	104-51-8	n-Butylbenzene	< 0.50	0.5	ug/l	N	U	U	0.20	0.50	5.0	ug/l	NS	NS	1000	1000
KAFB-106251-443	GW251-211	2/23/2021	N	481.6 ft	4857		WG	Vadose-Corino	410-30853-2	SW8260C	3/9/2021	N	INITIAL	1	NONE	410-30853-1	106-43-4	4-Chlorotoluene	< 0.50	0.5	ug/l	N	U	U	0.20	0.50	5.0	ug/l	NS	NS	250	250
KAFB-106251-443	GW251-211	2/23/2021	N	481.6 ft	4857		WG	Vadose-Corino	410-30853-2	SW8260C	3/9/2021	N	INITIAL	1	NONE	410-30853-1	106-46-7	1,4-Dichlorobenzene	< 0.50	0.5	ug/l	N	U	U	0.20	0.50	5.0	ug/l	NS	75	4.8	75
KAFB-106251-443	GW251-211	2/23/2021	N	481.6 ft	4857		WG	Vadose-Corino	410-30853-2	SW8260C	3/9/2021	N	INITIAL	1	NONE	410-30853-1	106-93-4	1,2-Dibromoethane	< 0.50	0.5	ug/l	N	U	U	0.20	0.50	1.0	ug/l	0.05	0.05	0.075	0.05
KAFB-106251-443	GW251-211	2/23/2021	N	481.6 ft	4857		WG	Vadose-Corino	410-30853-2	SW8260C	3/9/2021	N	INITIAL	1	NONE	410-30853-1	107-02-8	Acrolein	< 5.0	5	ug/l	N	UJ	UQ	3.0	5.0	100	ug/l	NS	NS	0.042	5
KAFB-106251-443	GW251-211	2/23/2021	N	481.6 ft	4857		WG	Vadose-Corino	410-30853-2	SW8260C	3/9/2021	N	INITIAL	1	NONE	410-30853-1	107-06-2	1,2-Dichloroethane	< 0.50	0.5	ug/l	N	U	U	0.30	0.50	1.0	ug/l	10	5	1.7	5
KAFB-106251-443	GW251-211	2/23/2021	N	481.6 ft	4857		WG	Vadose-Corino	410-30853-2	SW8260C	3/9/2021	N	INITIAL	1	NONE	410-30853-1	107-13-1	Acrylonitrile	< 1.0	1	ug/l	N	U	U	0.30	1.0	20	ug/l	NS	NS	0.52	1
KAFB-106251-443	GW251-211	2/23/2021	N	481.6 ft	4857		WG	Vadose-Corino	410-30853-2	SW8260C	3/9/2021	N	INITIAL	1	NONE	410-30853-1	108-05-4	Vinyl acetate	< 2.0	2	ug/l	N	U	U	0.70	2.0	10	ug/l	NS	NS	410	410
KAFB-106251-443	GW251-211	2/23/2021	N	481.6 ft	4857		WG	Vadose-Corino	410-30853-2	SW8260C	3/9/2021	N	INITIAL	1	NONE	410-30853-1	108-10-1	4-Methyl-2-pentanone	< 1.0	1	ug/l	N	U	U	0.50	1.0	10	ug/l	NS	NS	6300	1200
KAFB-106251-443	GW251-211	2/23/2021	N	481.6 ft	4857		WG	Vadose-Corino	410-30853-2	SW8260C	3/9/2021	N	INITIAL	1	NONE	410-30853-1	108-67-8	1,3,5-Trimethylbenzene	< 1.0	1	ug/l	N	U	U	0.30	1.0	5.0	ug/l	NS	NS	60	120
KAFB-106251-443	GW251-211	2/23/2021	N	481.6 ft	4857		WG	Vadose-Corino	410-30853-2	SW8260C	3/9/2021	N	INITIAL	1	NONE	410-30853-1	108-86-1	Bromobenzene	< 0.50	0.5	ug/l	N	U	U	0.20	0.50	5.0	ug/l	NS	NS	62	62
KAFB-106251-443	GW251-211	2/23/2021	N	481.6 ft	4857		WG	Vadose-Corino	410-30853-2	SW8260C	3/9/2021	N	INITIAL	1	NONE	410-30853-1	108-88-3	Toluene	< 0.50	0.5	ug/l	N	U	U	0.20	0.50	1.0	ug/l	1,000	1000	1100	1,000
KAFB-106251-443	GW251-211	2/23/2021	N	481.6 ft	4857		WG	Vadose-Corino	410-30853-2	SW8260C	3/9/2021	N	INITIAL	1	NONE	410-30853-1	108-90-7	Chlorobenzene	< 0.50	0.5	ug/l	N	U	U	0.20	0.50	1.0	ug/l	NS	100	78	100
KAFB-106251-443	GW251-211	2/23/2021	N	481.6 ft	4857		WG	Vadose-Corino	410-30853-2	SW8260C	3/9/2021	N	INITIAL	1	NONE	410-30853-1	120-82-1	1,2,4-Trichlorobenzene	< 1.0	1	ug/l	N	U	U	0.30	1.0	5.0	ug/l	NS	70	11	70
KAFB-106251-443	GW251-211	2/23/2021	N	481.6 ft	4857		WG	Vadose-Corino	410-30853-2	SW8260C	3/9/2021	N	INITIAL	1	NONE	410-30853-1	124-48-1	Dibromochloromethane	< 0.50	0.5	ug/l	N	U	U	0.20	0.50	1.0	ug/l	NS	80	1.7	80
KAFB-106251-443	GW251-211	2/23/2021	N	481.6 ft	4857		WG	Vadose-Corino	410-30853-2	SW8260C	3/9/2021	N	INITIAL	1	NONE	410-30853-1	127-18-4	Tetrachloroethene	< 0.50	0.5	ug/l	N	U	U	0.20	0.50	1.0	ug/l	20	5	110	5
KAFB-106251-443	GW251-211	2/23/2021	N	481.6 ft	4857		WG	Vadose-Corino	410-30853-2	SW8260C	3/9/2021	N	INITIAL	1	NONE	410-30853-1	1330-20-7	Xylenes, total	< 2.8	2.8	ug/l	N	U	U	1.4	2.8	6.0	ug/l	620	10000	190	620

Table N-4

[a] Lab reports for Q3 2020 data are porvided in Appendix D-2. Each report is bookmarked in the PDF using the lab report title referred to in this column.
[b] See individual lab reports for a description of lab qualifiers.
[c] The EPA MDL is equivalent to the DoD DL.
[d] The EPA RDL is equivalent to the DoD LOD.
[e] The EPA PQL is equivalent to the DoD LOQ.
[f] NMWQCC numeric standards per the NMAC Title 20.6.2.3101A, Standards for Ground Water of 10,000 mg/L Total Dissolved Solids Concentration or Less (NMAC 2018). For metals, the NMWQCC numeric standard applies to dissolved metals.
[g] EPA National Primary Drinking Water Regulations, MCLs and Secondary MCLs, Title 40CFR Part 141, 143 (May 2018).
[h] EPA Region 6 RSL for Tapwater (November 2020) for hazard index = 1.0 for noncarcinogens and a 10-5 cancer risk level for carcinogens.
[i] The project screening level was selected to satisfy the requirements of the Kirtland AFB Hazardous Waste Permit Number NM9570024423 as the lowest of (1) NMWQCC numeric standard or (2) EPA MCL. If no NMQWCC standard or MCL exists for any analyte, then the project screening level will be the EPA RSL.
[J] New Mexico Environment Department VISL Residential Soil Gas (2017).
< = less than
cas_rn = Chemical Abstract Service registry number
D = dissolved
DL = detection lmit
DoD = Department of Defense
EPA = U.S. Environmental Protection Agency
FD = field duplicate
ft = foot/feet
GS = soil gas
ID = identification
J = Qualifier denotes the analyte was positively identified, but the associated numerical value is estimated.
LOD = limit of detetion
LOQ = limit of quantitation
MCL = maximum contaminant level
MDL = method detection limit
mg/kg = milligrams per kilogram
mg/l = milligrams per liter
mgcaco3/l = milligrams of calcium carbonate per liter
N (in "detect_flag" column) = no
N (in "fraction" column) = not applicable
N (in "sample_type_code" column)= normal
NMAC = New Mexico Administrative Code
NMWQCC = New Mexico Water Quality Control Commission
NS = not specificed
PQL = practical quantitation limit
PSL = project screening level
RDL = report detection limit
RSL = regional screening level
SO = soil
T = total
U = Qualifier denotes the analyte was analyzed but not detected above the detection limit. The value associated with the U-qualifier is the LOD.
ug/kg = micrograms per kilogram
ug/l = micrograms per liter
ug/m3 = micrograms per cubic meter
WG = groundwater
Y = yes